

Adaptive Edge-to-Edge Interaction Learning for Point Cloud Analysis

Shanshan Zhao*, Mingming Gong, Xi Li, Dacheng Tao

Abstract

Recent years have witnessed the great success of deep learning on various point cloud analysis tasks, e.g., classification and semantic segmentation. Since point cloud data is sparse and irregularly distributed, one key issue for point cloud data processing is extracting useful information from local regions. To achieve this, previous works mainly extract the points' features from local regions by learning the relation between each pair of adjacent points. However, these works ignore the relation between edges in local regions, which encodes the local shape information. Associating the neighbouring edges could potentially make the point-to-point relation more aware of the local structure and more robust. To explore the role of the relation between edges, this paper proposes a novel **Adaptive Edge-to-Edge Interaction Learning** module (AE^2IL), which aims to enhance the point-to-point relation through modelling the edge-to-edge interaction in the local region adaptively. We further extend the AE^2IL module to a symmetric version, named $SymAE^2IL$, to capture the local structure more thoroughly. Taking advantage of the proposed modules, we develop two networks, $AE^2INetSeg$ and $AE^2INetCls$, for segmentation and shape classification tasks, respectively. Various experiments on several public point cloud datasets demonstrate the effectiveness of our method for point cloud analysis.

1. Introduction

In recent years, a lot of effort has been made to exploit deep learning to study 3D point cloud analysis tasks [7, 61, 14, 47, 49], which are important for real-world applications, such as autonomous driving [29] and robotics manipulation [20]. Since point cloud data does not have a regular structure like images, it cannot be processed straightforwardly in the deep convolutional neural networks (DCNNs), which have been extensively and successfully applied for 2D image analysis [40, 58, 8]. As a result, many methods have been proposed to develop efficient and novel operations for

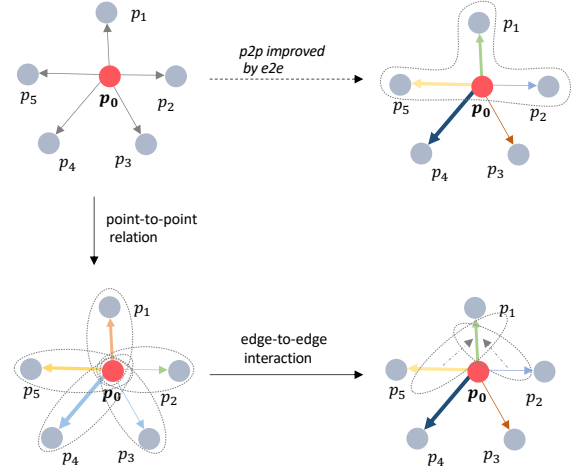


Figure 1. A brief illustration of our method. Previous related methods calculate the point-to-point relation with only considering the corresponding two points (left-bottom), while our proposed edge-to-edge interaction improves the point-to-point relation by further exploring the relation between edges (e.g., $p_0 \rightarrow p_1$, right-bottom). As a result, we could consider that in comparison with the previous point-to-point relation learning, our method would model the points' relationship by exploiting more local information (e.g., $p_0 \rightarrow p_1$, right-up).

point cloud data processing. One strategy is first voxelizing the points and obtaining the voxel-based representation, which can be processed by the conventional convolutional operations [39, 64] or improved convolutions [9, 5]. However, these voxel-based approaches often suffer from quantization loss of the structure due to the low resolution caused by voxelization.

Another strategy is designing a deep model that can learn representations from the raw point cloud directly, which this paper is focused on. The core idea of such strategy is developing an efficient operation that can process point cloud data with point-based representation as the basic component (such as, a layer) of a deep model. The pioneering work of this clue, *i.e.*, PointNet [45], extracts the features from each point directly using the multi-layer perceptron (MLP). Despite being efficient, it omits the local structure, which is signifi-

*sshanshan.zhao00@gmail.com

cant for learning discriminative representations. PointNet++ [46], as an extension of PointNet, attempts to model the local shape by introducing a hierarchical encoder-decoder structure with point sampling and feature propagation operations. Although considering the local structure, PointNet++ extracts the local representation from the points in the local region using the Max-Pooling function, which ignores the relation between adjacent points.

Following these two works, a lot of variants [60, 36, 74, 56, 48] have been proposed to extract discriminative features from the local regions by developing more powerful point-to-point relation learning. For example, DGCNN [60] proposes the EdgeConv operation that extracts the local features from the center point and the edges (*e.g.*, spatial relative position) between it and its neighbours. Another interesting work, RS-CNN [36] maps the predefined geometric priors between two adjacent points into a high-level relation expression, and then considers it as weights to aggregate the local contextual information. In comparison with RS-CNN, which only exploits the geometric (low-level) relation, RPNNet [48] also models the semantic (high-level) relation.

As these point-based methods solely model the point-to-point relation for each pair of adjacent points, the learned representation for the edge might lack the local structure information, making the relation not discriminative and not robust. To improve the point-to-point relation by considering the local shape information, PointWeb [73] constructs a fully connected graph to associate all adjacent point pairs in the local region to make the point’s representation share-aware. However, this method still focuses on the relation between each point pairs, which is not flexible to enhance the point-to-point relation. Since our goal is to improve the point-to-point relation, then a feasible solution is to associate the relations between different point pairs in the local region.

To this end, we propose an Adaptive Edge-to-Edge Interaction Learning (AE²IL) module. Specifically, for a point, we first find its K neighbours, and thus there are K edges emanating from it to its neighbours. Then, for each edge we consider other edges’ information through modelling the edge-to-edge interaction in three steps: 1) find its nearest neighbours from the K edges; 2) learn the relation between it and its neighbours; 3) use these learned relations to update its information. Furthermore, to model the local structure thoroughly and explore the reverse edges, we extend the AE²IL to a symmetric version, namely SymAE²IL, the details of which can be found in the third section. As illustrated in Figure 1, in comparison with previous point-to-point

relation learning, our edge-to-edge interaction is able to improve the learned points’ relation by considering other learned relations in the local region.

Taking advantage of the (symmetric) adaptive edge-to-edge interaction learning modules, we develop two networks, *i.e.*, AE²INetCls and AE²INetSeg, for shape classification and segmentation, respectively. Our contributions can be summarized as follows:

- We propose an adaptive edge-to-edge interaction learning module, *i.e.*, AE²IL, which aims at enhancing the learned point-to-point relation, *i.e.*, the representation for the edge, and makes it more aware of the local structure.
- We extend the AE²IL to a symmetric version, namely SymAE²IL, for better capturing the local information. Then, we exploit the proposed modules to design models for point cloud classification and segmentation.
- The designed models outperform most of previous point-based approaches on several public point cloud datasets. Additionally, improvements could be observed by combining our strategy with previous relevant operations. All these result can demonstrate the effectiveness of our method.

2. Related Works

Currently, many efforts have been made to exploit deep learning on point cloud processing. Some focus on developing efficient operations which can be applied on the raw point cloud (point-based) or voxelized point cloud (voxel-based), while some attempt to integrate the point-based solution with the voxel-based [50]. In addition, there are also some methods that mainly focus on the 3D segmentation task by proposing novel voxelization strategy [76], combining the voxel and mesh representations [16], designing efficient multi-modal fusion strategy [15], introducing the stratified strategy to capture long-range contexts [23], studying the representations in boundaries [51], or exploring the pyramid architecture for processing multi-scale representations [42]. These methods achieve remarkable performance for point cloud segmentation. In this paper, we aim to develop an efficient operation by considering the relationships between edges as well as the relations between points, and then build the point cloud analysis networks upon the designed basic operation. Therefore, in this section, we mainly review those point-based methods which are also focused on the basic operation designing. We refer to the survey [10] for a thorough understanding of point cloud analysis.

Following PointNet [45], which is the first attempt to apply deep learning directly on the sparse and unstructured point sets, and its extension PointNet++ [46], a lot of efforts [24, 63, 25, 4, 33, 37, 57, 62, 43, 26, 41, 59, 18, 65, 28, 34, 68, 21, 55] have investigated the feature extraction of the local structure. Most of these point based works mainly focus on one or more of the following components: 1) points sampling, 2) relation learning, and 3) convolutional operation.

Points Sampling. To capture the contextual information in a hierarchical structure, PointNet++ [46] exploits the *farthest point sampling* (FPS) algorithm to sample a subset from the input points. Since the FPS algorithm is permutation-variant and samples points from low-dimension Euclidean space, PAT [70] proposes Gumbel Subset Sampling to select the subset, which is more robust to outliers. In comparison, to overcome the issue existing in FPS, PointASNL [69] proposes an adaptive sampling strategy to refine the initial sampled points, which considers both low- and high-dimension embedding space. Interestingly, a recent work, RandLA-Net [13] compares several point sampling approaches, and observes that the Random Sampling strategy is more suitable for large-scale point clouds.

Relation Learning. To represent the local structure, PointNet++ [46] extracts the features of each point in the local region using the MLP and then exploits the Max-Pooling operation to get the local region feature vector. However, it ignores the geometric relationships between points, which causes the limitation on the modeling of local structures. To improve this, DGCNN [60] exploits the proposed EdgeConv on the constructed local neighbourhood graph to model local geometric structures. EdgeConv aggregates the features of the edges emanating from the central point of the local region as its new representation. In comparison, some works aim to map the edge features into weights for feature association. For example, extending regular 2D CNN to irregular configuration, RS-CNN [36] encodes the predefined geometric priors, *e.g.*, the spatial distance, between two adjacent points as a high-level relation expression, *i.e.*, weight vector. Similarly, GAC [56] learns attentional weights from both spatial and feature distances. One point in common among these works is that in a local region, only the edges connecting the central point to the others are considered. In comparison, PointWeb [73] constructs a densely-connected graph and aims to find the interaction between all adjacent points for better description of the local structure. PointTransformer [74] is built on the remarkable transformer technique [54] and achieves the state-of-the-art indoor segmentation performance

on the S3DIS dataset. While all these papers focus on the learning of point-to-point relation, this paper attempts to learn the edge-to-edge interaction adaptively for the enhancement of the point-to-point relation.

Convolutional Operation. Motivated by the 2D convolution kernel, KPConv [52] designs a set of 3D kernel points. The kernel points are used to define the area where the kernel weights are applied to extract the features. A recent work, PAConv [66], proposes to construct the convolutional kernels by dynamically assembling basic weight matrices in a pre-defined Weight Bank. In addition, some works attempt to apply projection in the feature space so that the projected features can be processed by the standard convolutional operation directly. For example, PointCNN [30] transforms the points in a local region to the canonical order through learning a transformation matrix and then the traditional convolution can be applied. In comparison with PointCNN, FPCConv [31] learns a weight map to softly project local points onto a 2D grid, which is further processed by the regular 2D convolutional operation.

3. Our Method

In this section, we present the proposed novel adaptive edge-to-edge interaction learning modules, AE²IL and its symmetric version SymAE²IL in detail. In addition, we also provide an analysis for the differences between an existing work and our approach in the last.

3.1. AE²IL Module

Let $\mathcal{P} = \{p_1, p_2, \dots, p_N\} \subset \mathbb{R}^3$, where p_i represents the point's spatial position, denote the processed point cloud consisting of N points, $\mathcal{F} = \{f_1, f_2, \dots, f_N\} \subset \mathbb{R}^{C_{in}}$ denote the corresponding feature set, where C_{in} is the number of channels. Our new AE²IL module takes \mathcal{P} and \mathcal{F} as the input, and outputs the enhanced representation $f_i^o \in \mathbb{R}^{C_{out}}$ for each point p_i in \mathcal{P}^s . \mathcal{P}^s is a subset sampled from \mathcal{P} via the FPS technique [46], and C_{out} is the channel number.

Specifically, for a certain point p_i , we find its K neighbours $\mathcal{N}(p_i) \subseteq \mathcal{P}$ from \mathcal{P} . This is implemented by the K-nearest neighbour (K-NN) algorithm according to the spatial distance. To extract the local features, we follow [36, 59, 56] to first encode the point-to-point relation (h_{ij}) based on the spatial relative position and difference between features as:

$$h_{ij} = \sigma([(p_j - p_i) || (f_j - f_i)]), \quad p_j \in \mathcal{N}(p_i), \quad (1)$$

where $[\cdot || \cdot]$ is the concatenation operation, and $\sigma(\cdot)$ denotes a mapping function. In the paper, we use MLP as the function. Given the learned point-to-point relation h_{ij} , we can integrate the point feature f_i and its K

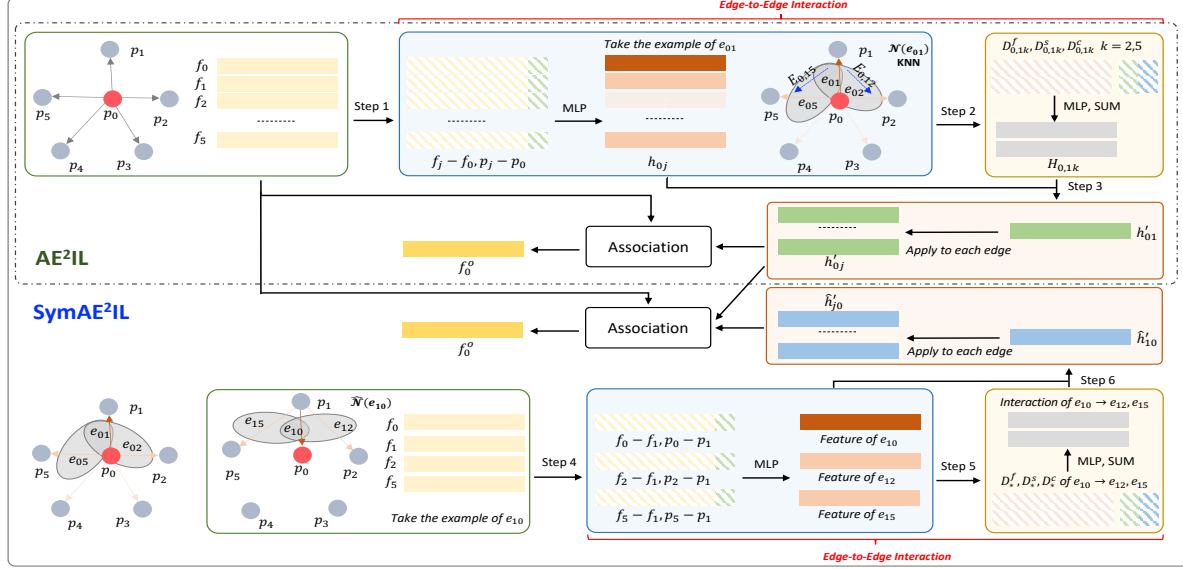


Figure 2. Illustration of AE²IL and SymAE²IL. AE²IL marked by the gray dotted line consists of Step 1, Step 2, and Step 3, while SymAE²IL marked by the gray solid line contains all steps. The edges located in one gray ellipse are neighbours. In this example, p_0 is the central point, and p_1 - p_5 are its neighbours. Note that, from Step 2 to Step 6, we take the example of the edges e_{01} and e_{10} . The blue dotted arrow denotes the *edge* between edges. The two association operations are formulated as Eq. 8 (for the top one) and Eq. 9 (for the below one), respectively. Notations are identical to the text. Best viewed in color (zoom in for details).

neighbouring features f_j following [36, 59, 56]. However, as discussed before, only studying the relations between two points solely may fail to model the local structure well. We thus seek a solution by adaptively investigating the interaction between the edges.

In detail, for the central point p_i we have K directed edges¹. Among them, the edge e_{ij} emanates from point p_i to its neighbour $p_j \in \mathcal{N}(p_i)$. We then utilize K-NN algorithm to find the K_e nearest neighbours for each edge according to the distance between edges. Here, the distance between e_{ij} and e_{ik} is computed as:

$$\text{Dist}(e_{ij}, e_{ik}) = \sqrt{\|p_j - p_k\|_2}, \quad (2)$$

i.e., the spatial Euclidean distance between the terminal points of the edges. For a specific edge e_{ij} , we denote its neighbours as $e_{ik} \in \mathcal{N}(e_{ij})$, where e_{ik} represents the edge from p_i to its neighbour $p_k \in \mathcal{N}(p_i)$. We take $E_{i,jk}$ to represent the *edge* from e_{ij} to e_{ik} , and define $H_{i,jk}$ as their interaction. These symbolic marks are illustrated in Figure 2.

To obtain $H_{i,jk}$, we extract the information of *edge* $E_{i,jk}$. Here, we consider three kinds of information. The first two are the spatial relative position $D_{i,jk}^s$ and difference between features $D_{i,jk}^f$. Before computing

¹Note that, in our paper the edge e_{ij} between p_i and p_j is directed, where p_i is the staring / emanating point and p_j is the terminal point.

$D_{i,jk}^f$, we first use MLPs (ϕ and ψ) to encode the edges' features, and then calculate the two relations as:

$$\begin{aligned} D_{i,jk}^s &= p_k - p_j, \\ D_{i,jk}^f &= \phi(h_{ik}) - \psi(h_{ij}). \end{aligned} \quad (3)$$

Apart from $D_{i,jk}^s$ and $D_{i,jk}^f$, we further compute the surface normal $D_{i,jk}^c$ as follows:

$$D_{i,jk}^c = (p_k - p_i) \times (p_j - p_i), \quad (4)$$

where \times denotes the cross product operation. By taking $D_{i,jk}^s$, $D_{i,jk}^f$, and $D_{i,jk}^c$ as the inputs, we first encode the spatial information into a new feature vector and then capture $H_{i,jk}$ via a summation operation:

$$H_{i,jk} = D_{i,jk}^f + \gamma(D_{i,jk}^s \| D_{i,jk}^c), \quad (5)$$

where γ is an MLP. Therefore, the edge-to-edge interaction $H_{i,jk}$ not only encodes the relations between edges in both low- (Euclidean) and high- (feature) dimensional space, but also considers the plane information. We refer to the ablation studies for more analysis.

The next goal is to update the point-to-point relation h_{ij} using the learned edge-to-edge interactions between e_{ij} and its K_e neighbours $\mathcal{N}(e_{ij})$ via the attention technique [13, 54]. In specific, we first calculate

the attentional weights as follows:

$$\begin{aligned} w_{i,jk} &= \alpha(H_{i,jk}), \\ w'_{i,jk} &= \frac{\exp(w_{i,jk})}{\sum_{l \in \mathcal{N}(e_{ij})} \exp(w_{i,jl})}, \end{aligned} \quad (6)$$

where α is an MLP, and $\mathcal{N}(e_{ij})$ denotes an index set containing the index of the terminal point of the edges in $\mathcal{N}(e_{ij})$. We then aggregate $\{h_{ik}\}_{k \in \mathcal{N}(e_{ij})}$ and the spatial relation $\gamma(D_{i,jk}^s || D_{i,jk}^c)$ using the learned attentional weights as follows:

$$h'_{ij} = \sum_{k \in \mathcal{N}(e_{ij})} w'_{i,jk} \cdot (\beta(h_{ik}) + \gamma(D_{i,jk}^s || D_{i,jk}^c)), \quad (7)$$

where \cdot denotes the element-wise multiplication operation, and β is an MLP.

Now, we achieve the interaction between the edges emanating from p_i , and get the enhanced representation h'_{ij} for each directed edge e_{ij} . Lastly, we employ three consecutive operations, *i.e.*, a shared MLP μ and a max-pooling operation, and a residual connection [13, 12], to update the features of p_i so that it contains the extracted local structure information, *i.e.*,

$$\begin{aligned} f_{ij} &= \mu([f_i || h'_{ij}]), \\ \langle f_i^o \rangle_c &= \max_{j=1,2,\dots,K} \langle f_{ij} \rangle_c + \langle \rho(f_i) \rangle_c, \end{aligned} \quad (8)$$

where $c \in [1, 2, \dots, C_{out}]$, ρ is an MLP, and $\langle f \rangle_i$ is the i^{th} element of the feature vector f .

3.2. SymAE²IL Module

For a local region centering on point p_i , AE²IL exploits the local structure to enhance the point-to-point relation h_{ij} through learning the edge-to-edge interactions between e_{ij} and its neighbours $\mathcal{N}(e_{ij})$. Taking an example of one of its neighbours e_{ik} ($j \neq k$) starting from p_i to p_k . AE²IL models the interaction between e_{ij} and e_{ik} , but overlooks the reverse edge e_{ji} and the edge e_{jk} . We find that further studying the interaction between e_{ji} and e_{jk} could exploit the local structure better. From another perspective, through modeling the two interactions, we can also extract the structure information contained in the triangle constructed by p_i , p_j , and p_k . We call this new module as SymAE²IL, *i.e.*, Symmetric Adaptive Edge-to-Edge Interaction Learning, which simultaneously improves the representations of e_{ij} and e_{ji} .

To achieve this, we first define a new edge set $\hat{\mathcal{N}}(e_{ji})$, which contains all edges emanating from p_j to the terminal point of the edges in $\mathcal{N}(e_{ij})$, as the neighbours of the edge e_{ji} . Then, we compute the feature of each edge in $\hat{\mathcal{N}}(e_{ji})$, and update the feature of e_{ji} as we do

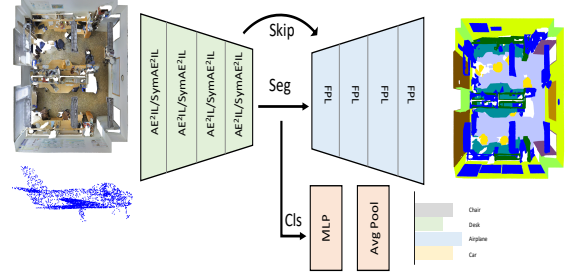


Figure 3. AE²INetCls and AE²INetSeg. FPL, Seg, Cls, and Skip denote feature propagation layer [46], segmentation, classification, and skip connections, respectively.

to update the feature of e_{ij} , *i.e.*, from Eq. 3 to Eq. 7. This process is illustrated by the boxes in the bottom of Figure 2. Denoting the output feature of e_{ji} by \hat{h}'_{ji} , then we reformulate Eq. 8 as:

$$\begin{aligned} f_{ij} &= \mu([f_i || (h'_{ij} + \hat{h}'_{ji})]), \\ \langle f_i^o \rangle_c &= \max_{j=1,2,\dots,K} \langle f_{ij} \rangle_c + \langle \rho(f_i) \rangle_c. \end{aligned} \quad (9)$$

We can use AE²IL or SymAE²IL as a basic operator to construct deep networks for point cloud analysis, including shape classification and segmentation. In our experiments, we use SymAE²IL as the core operation, and we will study the two modules in the ablation. The networks for segmentation and classification are named as AE²INetSeg and AE²INetCls, respectively. The structures of AE²INetCls and AE²INetSeg are shown in Figure 3. The detailed architectures of AE²IL, SymAE²IL, AE²INetCls, and AE²INetSeg are provided in the Supplementary Material.

3.3. Relation to PointWeb

In our paper, we consider the edge-to-edge interaction, which involves the point-to-point relation between the neighbours of the central point as well as the central point and its neighbours. Technically, the feature of an edge are updated with its neighbouring edges, while not in most of existing works. However, an interesting work, PointWeb [73], develops the Adaptive Feature Adjustment (AFA) module to update all points in the local region before the feature aggregation. As a result, the point-to-point relation in PointWeb can be viewed as being updated. Here, we analyze the differences between the AFA strategy in PointWeb and ours.

Firstly, we consider a simplified implementation of our AE²IL, defined as:

$$h'_{ij} = \sum_{k \in \hat{\mathcal{N}}(e_{ij})} \omega(h_{ik} - h_{ij}) \cdot h_{ik}, \quad (10)$$

where $h_{ij} = \sigma(f_j - f_i)$, and ω is an MLP followed by a *SoftMax* function. We can re-write the equation as:

$$h'_{ij} = \sum_{k \in \mathcal{N}(e_{ij})} \delta(\tau(f_k - f_j)) \cdot \sigma(f_k - f_i), \quad (11)$$

where δ denotes the *SoftMax* function and τ is an MLP. The derivation is provided in the Supplementary Material. Similarly, the symmetric version of the simplified AE²IL can be written as:

$$h'_{ij} = \sum_{k \in \mathcal{N}(e_{ij})} \delta(\tau(f_k - f_j)) \cdot \sigma(f_k - f_i) + \sum_{k \in \mathcal{N}(e_{ij})} \delta(\tau'(f_k - f_i)) \cdot \sigma'(f_k - f_j), \quad (12)$$

where τ' and σ' are both MLPs. Using our notations, we can represent the h'_{ij} in AFA module as follows:

$$\begin{aligned} h'_{ij} &= f'_j - f'_i \\ &= \sum_{k \in \mathcal{N}(e_{ij})} [\xi(f_j)(f_j - f_k) + \xi(f_i)(f_k - f_i) + \\ &\quad \xi(f_k)(f_i - f_j)] + h_{ij}, \end{aligned} \quad (13)$$

where ξ is an MLP. The derivation is provided in the Supplementary Material.

Taking an example of three points $\{p_i, p_j, p_k\}$, where $p_j, p_k \in \mathcal{N}(p_i)$ and $k \in \mathcal{N}(e_{ij})$, we analyze the differences between PointWeb and ours. Firstly, comparing Eq. 11, Eq. 12, and Eq. 13, we can find that when using the edge e_{ik} to update e_{ij} , our method exploits the relation between the two edges, which is the difference between the terminal points' features in the simplified version. Although PointWeb also exploits the neighbouring edges, it does not involve the interaction between the edges. Instead, it sums the edges' features directly taking the points' features as the weights, or Eq. 13 can be explained as that it sums the new points' features taking the difference between points' features as the weights. In comparison, we update the edge's feature according to the relation between edges adaptively. In addition, through modelling the edge-to-edge interaction directly, we can exploit complicated functions (Eq. 3-Eq. 7 *v.s.* Eq. 10), such as the learning of both low- and high-level relations between edges, easily. As a result, in comparison to PointWeb, our method is able to learn the edge-to-edge interaction more effectively and thus model the local structure better.

4. Experiments

To examine the effectiveness of our point cloud analysis approach, we conduct experiments on several

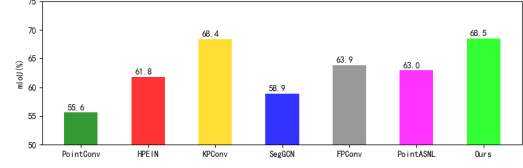


Figure 4. The mIoU on ScanNet v2 test set [6]. We make comparisons against PointConv [63], HPEIN [19], KPConv [52], SegGCN [27], FPCConv [31], and PointASNL [69].

tasks, including semantic segmentation, part segmentation, and classification, on widely studied benchmarks, such as S3DIS [1], ScanNet v2 [6], SemanticKitti [3], ShapeNetPart [71], ModelNet40 [64], and ScanObjectNN [53]. We provide the comparisons with previous point-based methods which also focus on developing efficient point cloud operations. We also show the effectiveness of our method by exploiting our edge-to-edge interaction to improve the point-to-point relation learning of several previous methods. The detailed results and ablations are reported in the following.

4.1. Implementation Details

We train all networks with an initial learning rate of 0.1 using the SGD optimization algorithm. For the semantic segmentation task on S3DIS (ScanNet v2, SemanticKitti), we train for 100 (1000, 100) epochs with a batch size of 8 (20, 20) and decay the learning rate by 0.1 after 60 (600, 60) epochs and 80 (800, 80) epochs, respectively. For classification (ModelNet40 and ScanObjectNN) and part segmentation (ShapeNetPart) tasks, we reduce the learning rate until $1e-3$ using the cosine annealing [38] policy. We train the networks for 250 / 250 / 200 epochs with a batch size of 32 / 32 / 16 on ModelNet40 / ScanObjectNN / ShapeNetPart. Following previous works [66, 36, 46, 52], we exploit data augmentations. In specific, for classification and part segmentation, we augment the point cloud with 1) random anisotropic scaling in a range from -0.66 to 1.5 and 2) random translation in a range from -0.2 to 0.2 , while for semantic segmentation, we exploit random rotation along the vertical axis, scaling in a range from 0.8 to 1.1 , and gaussian jittering.

4.2. 3D Scene Semantic Segmentation

Here, we study 3D scene segmentation on two indoor 3D segmentation datasets, *i.e.*, S3DIS [1] and ScanNet v2 [6], and one outdoor 3D segmentation dataset SemanticKitti [3] to evaluate the capacity of AE²INetSeg.

S3DIS contains 271 rooms captured from 6 areas. It provides 3D points and their corresponding RGB val-

Table 1. Semantic Segmentation Performance on S3DIS

Method	6-fold			Area 5		
	oA	mAcc	mIoU	oA	mAcc	mIoU
PointNet	78.6	66.2	47.6	-	49.0	41.1
PointNet++	81.0	67.1	54.5	-	-	-
PointCNN	88.1	75.6	65.4	85.9	63.9	57.3
DGCNN	84.1	-	56.1	-	-	-
PointWeb	87.3	76.2	66.7	87.0	66.6	60.3
HPEIN	88.2	76.3	67.8	87.2	68.3	61.9
KPConv	-	79.1	70.6	-	72.8	67.1
FPCConv	-	-	68.7	88.3	68.9	62.8
SegGCN	-	-	-	88.2	70.4	63.6
RandLANet	88.0	82.0	70.0	-	-	-
Point2Node	89.0	79.1	70.0	88.8	70.0	63.0
PAConv	-	78.7	69.3	-	73.0	66.6
AdaptConv	-	-	-	90.0	73.2	67.9
FPntTrans1	-	-	-	-	75.5	68.5
FPntTrans2	-	-	-	-	77.3	70.1
PntTrans (PT)	90.2	81.9	73.5	90.8	76.5	70.4
PT+SymAE ² IL	-	-	-	90.8	77.4	70.8

Ours						
Baseline	-	-	-	88.5	70.4	64.6
+AE ² IL	-	-	-	89.0	72.9	66.1
+SymAE ² IL*	89.9	82.6	73.7	89.9	74.3	68.0
RSCConv	-	-	-	87.2	67.5	61.3
+SymAE ² IL	-	-	-	88.5	69.9	64.1
GACConv	-	-	-	86.5	68.3	60.8
+SymAE ² IL	-	-	-	87.9	72.4	65.3
RandLA	-	-	-	87.2	69.0	62.0
+SymAE ² IL	-	-	-	88.6	70.7	65.0

+SymAE²IL* indicates our final model AE²INetSeg; Baseline indicates the model without AE²IL or SymAE²IL.

Table 2. Semantic Segmentation Performance on ScanNet v2 Validation Set

Method	oA	mAcc	mIoU
Baseline	87.3	77.1	66.0
+AE ² IL	87.5	77.3	66.5
+SymAE ² IL*	88.4	78.7	68.8
RSCConv	85.1	72.6	61.7
+SymAE ² IL	87.4	77.1	66.5
GACConv	83.6	69.8	58.3
+SymAE ² IL	86.0	74.0	62.8
RandLA	81.9	67.1	55.6
+SymAE ² IL	85.2	73.2	61.4

+SymAE²IL* indicates our final model AE²INetSeg; Baseline indicates the model without AE²IL or SymAE²IL.

ues. Each point is annotated with one of the semantic labels from 13 categories, such as table, wall, and sofa. In training time, we randomly select 14,000 points from a $2m \times 2m$ block on-the-fly. Each point is represented as a 9-dim vector with XYZ, RGB, and normalized position in the room. All points are evaluated at test time. We study two settings for the task, *i.e.*, 6-fold cross-validation and Area 5 validation. In Table 1, we make comparisons against the previous methods, including PointNet [45], PointNet++ [46], PointCNN [30],

DGCNN [60], PointWeb [73], HPEIN [19], KPConv [52], FPCConv [31], SegGCN [27], RandLANet [13], Point2Node [11], PAConv [66], PointTransformer (PntTrans) [74], AdaptConv [75], and FastPointTransformer (FPntTrans1,2) [44]. To further show that our edge-to-edge interaction is able to enhance the point-to-point relation, we also re-implement previous point cloud analysis operations, including RSCConv [36], GACConv [56], and RandLA [13] in our framework, and use our strategy to improve the learned relationships between adjacent points. Following previous works, like KPConv, PAConv, and AdaptConv, we use the voting scheme during inference. As shown in Table 1, our model performs better than almost all of previous works on all metrics, including overall Accuracy (oA), mean IoU (mIoU), and mean class Accuracy (mAcc). From the table, we can observe that currently methods utilizing the local transformer achieve high-performing performance. Specifically, PntTrans yields highest scores on Area 5, while lower scores than ours on 6-fold. FPntTrans also achieves higher scores than ours. However, these two transformer-based methods both exploit the voxelization technique in order to process the whole scene, so the performance might be impacted by the voxel size. For example, as shown in Table 1, FPntTrans1 (voxel size: 5cm) gets lower scores than FPntTrans2 (voxel size: 4cm), which means the increase in voxel size is likely to result in performance degradation. In addition, in comparison with the top three methods, *i.e.*, AdaptConv (15.8M), PntTrans (7.8M), and FPntTrans (37.9M), our model has fewer parameters (3.6M). More details can be found in Sec. 4.6. The improvements over previous point analysis operations can further show the capability of the proposed module. We also attempt to use our edge-to-edge interaction to improve the attentional weights in PointTransformer (*i.e.*, PT+SymAE²IL), and an improvement can also be observed. Finally, it is worth noting that our method outperforms PointWeb [73] by a large margin, which demonstrates the superiority of the proposed edge-to-edge interaction. The scores for each class are given in the Supplementary Material.

For ScanNet v2 [6], we train the model on the training set (1201 scans), and make evaluation on the test set (100 scans). There are 20 meaningful categories and one class for free space. During training, we randomly sample 14,000 points from a $2m \times 2m$ block on-the-fly. Each point is represented as a 6-dim vector with XYZ and RGB. We mainly compare our model with previous point-based methods. As shown in Figure 4, our model performs better than most of methods by a large margin. In the benchmark website, we can find some methods yield higher scores through explor-

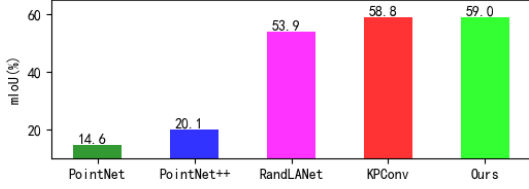


Figure 5. The mIoU on SemanticKitti test set [3]. We compare our method with previous point-based methods, such as PointNet [45], PointNet++ [46], RandLANet [13], and KPConv [52].

ing other clues, such as, rendering virtual views [22], training multiple tasks [17], and combining 2D and 3D domains [15]. We also provide the performance of previous point cloud analysis operations with / without our edge-to-edge interaction module on the validation set of ScanNet v2. As shown in Table 2, our module could bring remarkable improvements. See the detailed scores for each class in the Supplementary Material.

For SemanticKitti [3], which is a public large-scale LiDAR semantic segmentation dataset consisting 21 of LiDAR scans sequences with dense semantic annotations, we train the model on the sequences 00 ~ 07 and 09 ~ 10, and conduct validation on the sequence 08. We test the performance on sequences 11 ~ 21 by submitting the predicted results online. There is no RGB color information and are only 3D coordinates available. During training, we randomly sample 14,000 points from each selected frame. Following RandLANet [13], during testing, for a LiDAR frame, we do multiple times of randomly sampling 14,000 points to guarantee that all points have predictions. The performance on the test set is reported in Figure 5, and our method achieves highest performance among the point-based methods. The comparisons between previous point cloud analysis operations without our module and with our module in Figure 6 can also show the effectiveness of our method. Detailed scores for each category are provided in the Supplementary Material.

4.3. 3D Shape Part Segmentation

The shape part segmentation task aims to predict part category label for each point in a 3D model. We evaluate the proposed AE²INetSeg on the ShapeNet-Part dataset [71]. There are 16,881 CAD models from 16 object categories, which are labeled with 50 parts in total. Following [30, 72], we split the models into 14,006 for training and 2,875 for testing. During training, we randomly sample 2,048 points on mesh surfaces. In the inference stage, we sample 2,048 points

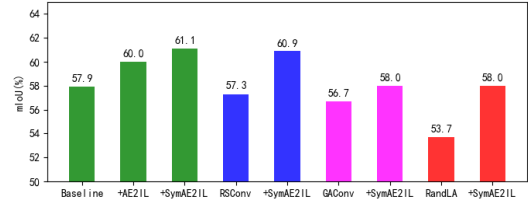


Figure 6. The mIoU on SemanticKitti validation set [3]. As we do on S3DIS and ScanNet v2, we study our module by adding it into the Baseline and other point cloud analysis operations. +SymAE²IL* indicates our final model AE²INetSeg, while Baseline indicates the model without AE²IL or SymAE²IL.

multiple times to make sure all the points have at least ten predictions. We present the instance average IoU (mIoU, %) and class average IoU (mIoU, %) in Table 3. We observe that our AE²INetSeg achieves competitive or even better scores compared with existing methods, including PointNet, PointNet++, PCNN [2], PointCNN, DGCNN, RSCNN [36], DensePoint [35], KPConv, 3D-GCN [32], PAConv, AdaptConv, and PointTransformer. We can also find that the performance is improved slightly over the recent years. Specifically, while our model ranks third place w.r.t mIoU, it yields higher mIoU (86.8%) than previous approaches. By exploiting our proposed module to improve previous point cloud operations, notable improvements can be achieved. Detailed scores for each class are provided in the Supplementary Material.

4.4. 3D Shape Classification

We further evaluate our model on two 3D shape classification datasets, including ModelNet40 [64] containing 9,843 3D CAD models for training and 2,468 for testing and ScanObjectNN [53] containing around 2,900 real-world point clouds. For ModelNet40, during training, we uniformly sample 1,024 points on the mesh surfaces. We make comparisons against previous methods: PointNet, PointNet++, DGCNN, PointCNN, PointASNL [69], RSCNN, GridGCN [67], ShellNet [72], PAConv, PointTransformer, and AdaptConv. For ScanObjectNN, we follow previous works and conduct experiments on three subsets: OBJ-BG, OBJ-ONLY, and PB-T50-RS, and compare our method with PointNet, PointNet++, DGCNN, and PointCNN. The comparisons in the two tables can show the capability of our method on the shape classification task.

4.5. Ablation Study

The comparisons against the state-of-the-art methods demonstrate the effectiveness of our model in

Table 3. Part Segmentation Performance on ShapeNetPart

Method	mcIoU	mIoU
PointNet	80.4	83.7
PointNet++	81.9	85.1
PCNN	81.8	85.1
PointCNN	84.6	86.1
DGCNN	82.3	85.1
RSCNN	84.0	86.2
DensePoint	84.2	86.4
KPConv	85.1	86.4
3D-GCN	82.7	85.3
PACConv	84.6	86.1
AdaptConv	83.4	86.4
PointTransformer	83.7	86.6
Ours		
Baseline	84.0	86.5
+AE ² IL	84.3	86.6
+SymAE ² IL*	84.4	86.8
RSConv	83.1	86.0
+SymAE ² IL	84.1	86.4
GACnv	81.9	85.3
+SymAE ² IL	83.3	86.1
RandLA	83.5	86.2
+SymAE ² IL	83.8	86.4

+SymAE²IL indicates our final model AE²INetSeg; Baseline indicates the model without AE²IL or SymAE²IL.*

exploiting the local structures. Here, we conduct extensive ablations to inspect the proposed modules on Area 5 of S3DIS [1] and report the results (no voting scheme used) in Table 6.

Number of nearest neighbours. We first study the impacts of the number of nearest neighbors for an edge, *i.e.*, K_e . As reported in Table 6, the model performs better when we set K_e to 4, which is used in all experiments. It is also worth noting that when we set K_e to 2 or 3, the model still outperforms most of existing works list in Table 1. When setting K_e to 5, we find that the performance drops, due to the aggregation of some unrelated information.

Effectiveness of the proposed modules. In previous sections, we provide the performance of the baseline model (no edge-to-edge interaction), the model with the basic edge-to-edge interaction and the full model on all tasks. We also study the proposed module by combining it with previous point cloud analysis operations. These comparisons are able to

Table 4. Shape Classification Performance on ModelNet40

Method	Input	#Points	mA	oA
PointNet++	PN	5k	-	91.9
PointASNL	PN	1k	-	93.2
PointTransformer	PN	1k	90.6	93.7
PointNet	P	1k	86.2	89.2
PointNet++	P	1k	-	90.7
PointCNN	P	1k	88.1	92.2
DGCNN	P	2k	90.7	93.5
PointCNN	P	1k	88.8	92.5
DGCNN	P	1k	90.2	92.9
RSCNN	P	1k	-	93.6
ShellNet	P	1k	-	93.1
PointASNL	P	1k	-	92.9
GridGCN	P	1k	91.3	93.1
PACnv	P	1k	-	93.9
AdaptConv	P	1k	90.7	93.4

Ours

Baseline	P	1k	90.7	93.5
+AE ² IL	P	1k	91.0	93.9
+SymAE ² IL*	P	1k	91.6	94.2
RSConv	P	1k	90.0	93.2
+SymAE ² IL	P	1k	90.4	93.3
GACnv	P	1k	89.2	92.7
+SymAE ² IL	P	1k	89.7	93.5
RandLA	P	1k	89.3	92.9
+SymAE ² IL	P	1k	89.9	93.1

P denotes Point, while PN denotes Point and Normal. +SymAE²IL indicates our final model AE²INetCls; Baseline indicates the model without AE²IL or SymAE²IL.*

show the effectiveness of our method. Here, to further provide supports for the analysis on the differences between ours and PointWeb experimentally, we re-implement the AFA module proposed by PointWeb in our framework (AFA*). The comparisons between AFA* and the simplified version of our modules (AE²IL* and SymAE²IL*) in Table 6 also show the superiority of our methods over AFA strategy in PointWeb.

Relations learning between edges. In Eq. 5, we introduce three kinds of information, *i.e.*, relative position D^s , difference between features D^f , and normal vector D^c , to learn the low and high-level relations between the edges. To evaluate their impacts, we revise SymAE²IL by considering four kinds of feature combinations, including D^f , $D^f + D^s$, $D^f + D^c$, and $D^f + D^s + D^c$. The results in Table 6 show that the geometric relations D^s and D^c can both bring

Table 5. Shape Classification Performance on Three Subsets of ScanObjectNN

Method	OBJ-BG	OBJ-ONLY	PB-T50-RS
PointNet	73.3	79.2	68.2
PointNet++	82.3	84.3	77.9
DGCNN	82.8	86.2	78.1
PointCNN	86.1	85.5	78.5
Ours			
Baseline	90.5	90.7	84.4
+AE ² IL	91.0	91.2	86.4
+SymAE ² IL*	91.2	91.4	86.9
RSCnv	87.6	88.0	82.3
+SymAE ² IL	90.7	88.6	84.5
GACnv	85.7	85.5	80.7
+SymAE ² IL	87.3	88.1	83.1
RandLA	86.7	86.6	83.4
+SymAE ² IL	88.3	88.5	83.7

+SymAE²IL* indicates our final model AE²INetCls; Baseline indicates the model without AE²IL or SymAE²IL.

Table 6. Ablation Study on The Proposed Modules

Analysis	Config.	oA	mAcc	mIoU
#Nearest Neighbours	$K_e = 2$	89.3	73.0	66.2
	$K_e = 3$	89.8	73.1	66.8
	$K_e = 4$	89.7	73.5	67.3
	$K_e = 5$	89.4	73.1	66.8
Effectiveness of modules	AFA*	87.9	69.8	63.9
	AE ² IL*	88.1	70.0	64.1
	SymAE ² IL*	88.1	70.6	64.2
Relation learning	D^f	87.9	70.7	64.2
	$D^f + D^s$	89.1	72.8	65.9
	$D^f + D^c$	88.6	71.6	65.5
	$D^f + D^c + D^s$	89.7	73.5	67.3

The details are provided in the text (Sec. 4.5).

improvements, and when all relations are exploited, the performance can be improved greatly.

Table 7. Comparisons of Performance and Model Complexity

Method	mIoU (A5 / 6F)	#Par./M	FLOPs/G	Mem./G	T./s
PointWeb	60.3 / 66.7	1.0	142	8.4	0.18
FPCnv	62.8 / 68.7	17.4	1032	9.8	0.69
PACnv	66.6 / 69.3	0.6	52	13.2	0.28
AdaptConv	67.9 / -	15.8	492	15.6	0.81
Ours	68.0 / 73.7	3.6	312	9.4	0.37

We provide the mIoUs (Area 5 and 6-fold), the parameters (#Par.), FLOPs, inference memory (Mem.), and inference time (T.) of the segmentation models on S3DIS dataset. We calculate the FLOPs, Mem., and T. by processing 12 samples, each one containing 14,000 points, on one Tesla v100 GPU.

Table 8. Robustness Analysis

Method	None	90°	180°	270°	×0.8	×1.2	0.5%	1%
PointWeb	54.7	52.5	54.2	51.5	54.0	51.7	54.5	54.4
FPCnv	56.0	54.0	54.3	52.4	54.3	52.5	55.6	55.1
Ours*	58.1	56.5	58.0	55.6	58.0	56.3	57.9	57.7
PACnv	59.5	55.4	58.1	53.9	58.7	59.1	58.8	58.3
Ours	62.3	62.1	59.9	61.1	62.3	59.4	62.0	61.2

We evaluate the robustness through performing rotation (90°, 180°, 270°), scaling (×0.8, ×1.2), and adding noises (0.5%, 1%) on 20 rooms of S3DIS dataset. Since FPCnv and PointWeb are trained without data augmentation (DA), for fair comparisons, we also re-train our model without DA (Ours*).

4.6. Model Complexity

In Table 7, we report the mIoUs, parameters, FLOPs, inference memory, and inference time of our segmentation model and several state-of-the-art works, including PointWeb, FPCnv, PACnv, and AdaptConv. We can observe that our model’s complexities and running time are competitive to recent approaches, while our model outperforms or generates comparable results to previous methods for various point cloud analysis tasks.

4.7. Robustness Analysis

Our method aims at enhancing the point-to-point relation through modeling the edge-to-edge interaction adaptively, which could make the relation aware of the local structure and thus more robust to the geometry transformation. We make robustness evaluation through performing rotation, scaling, and adding noises on the input data during inference. As shown in Table 8, our method performs better than previous methods under all settings.

4.8. Visualization Results

Our edge-to-edge interaction focuses on improving the point-to-point relation, which is learned from two adjacent points solely. In this way, the point-to-point relation is enabled to be shape-aware and thus to be more discriminative. For some unique structures, the relation between two adjacent points can provide enough information to model the local shape, while for the common structures, it is not enough to consider each point pair solely. We provide a brief illustration to assist in understanding this in Figure 7. The left three images show that our model can predict the part category more accurately by introducing the edge-to-edge interaction. We also visualize the learned relation with



Figure 7. Qualitative analysis on ShapeNetPart [71]. Zoom in for more details (in color).

/ without edge-to-edge interaction at different scales by using different shades of red color to represent the relation between the corresponding neighbouring point and the central point (blue). As shown in Figure 7, we can observe that the colors of the neighbours in Baseline are close, while the colors in ours are more distinct. It means that our method is able to adjust the relation adaptively and exploit the neighbours more flexibly. More visualization comparisons can be found in Figure 8.

In addition, we provide some visualization comparisons on S3DIS [1] in Figure 9. For S3DIS, we compare our method and the baseline model (*i.e.*, no edge-to-edge interaction used). We can observe that our model generates more accurate prediction results for some objects (marked with red dotted bounding box), like door (the 3rd and 5th examples), board (4th), bookcase (1st), wall (6th), and column (2nd and 4th). The comparisons on S3DIS also support the analysis above.

5. Conclusion

In this paper, we propose a novel adaptive edge-to-edge interaction learning scheme for point cloud analysis. In detail, to achieve it, we first develop a new module, *i.e.*, AE²IL, and then to model the local structure more thoroughly, we further extend the AE²IL to a symmetric version, *i.e.*, SymAE²IL. Through learning the interaction between edges, the module makes the point-to-point relation aware of the local shape, which is beneficial to capture the discriminative local structure information. To examine the effectiveness of the proposed module, we design two networks, *i.e.*, AE²INetCls and AE²INetSeg, for point cloud classification and segmentation, respectively. The experimental results on several typical point cloud tasks and ablations show the models’ capability of representing




Figure 8. Qualitative comparisons on ShapeNetPart [71]. (a)-(d): Results of Baseline; (e)-(h): Results of Ours; (i)-(l): Ground Truth. Best viewed in color.

the local structure.

References

- [1] Iro Armeni, Ozan Sener, Amir R Zamir, Helen Jiang, Ioannis Brilakis, Martin Fischer, and Silvio Savarese. 3d semantic parsing of large-scale indoor spaces. In *Proceedings of the IEEE Conference on Computer Vision and Pattern Recognition*, pages 1534–1543, 2016. 6, 9, 11, 12
- [2] Matan Atzmon, Haggai Maron, and Yaron Lipman. Point convolutional neural networks by extension operators. *ACM Trans. Graph.*, 37(4), 2018. 8
- [3] Jens Behley, Martin Garbade, Andres Milioto, Jan Quenzel, Sven Behnke, Cyrill Stachniss, and Jürgen Gall. Semantickitti: A dataset for semantic scene understanding of lidar sequences. In *Proceedings of the IEEE/CVF International Conference on Computer Vision*, pages 9297–9307, 2019. 6, 8
- [4] Jiajing Chen, Burak Kakillioglu, Huantao Ren, and Senem Velipasalar. Why discard if you can recycle?: A recycling max pooling module for 3d point cloud analysis. In *Proceedings of the IEEE/CVF Conference on Computer Vision and Pattern Recognition (CVPR)*, pages 559–567, June 2022. 3
- [5] Christopher Choy, JunYoung Gwak, and Silvio Savarese. 4d spatio-temporal convnets:




Figure 9. Segmentation examples on S3DIS [1]. We highlight the region where our method produces better predictions than the Baseline by the red box. Best viewed in color. Left to Right: Room, Ground Truth, Baseline, Ours.

Minkowski convolutional neural networks. In *Proceedings of the IEEE Conference on Computer Vision and Pattern Recognition*, pages 3075–3084, 2019. 1

- [6] Angela Dai, Angel X Chang, Manolis Savva, Maciej Halber, Thomas Funkhouser, and Matthias Nießner. Scannet: Richly-annotated 3d reconstructions of indoor scenes. In *Proceedings of the*

IEEE Conference on Computer Vision and Pattern Recognition, pages 5828–5839, 2017. 6, 7

- [7] Hehe Fan, Yi Yang, and Mohan Kankanhalli. Point spatio-temporal transformer networks for point cloud video modeling. *IEEE Transactions on Pattern Analysis and Machine Intelligence*, pages 1–1, 2022. 1
- [8] Shang-Hua Gao, Ming-Ming Cheng, Kai Zhao,

- Xin-Yu Zhang, Ming-Hsuan Yang, and Philip Torr. Res2net: A new multi-scale backbone architecture. *IEEE Transactions on Pattern Analysis and Machine Intelligence*, 43(2):652–662, 2021. 1
- [9] Benjamin Graham, Martin Engelcke, and Laurens Van Der Maaten. 3d semantic segmentation with submanifold sparse convolutional networks. In *Proceedings of the IEEE conference on computer vision and pattern recognition*, pages 9224–9232, 2018. 1
- [10] Yulan Guo, Hanyun Wang, Qingyong Hu, Hao Liu, Li Liu, and Mohammed Bennamoun. Deep learning for 3d point clouds: A survey. *IEEE transactions on pattern analysis and machine intelligence*, 2020. 2
- [11] Wenkai Han, Chenglu Wen, Cheng Wang, Xin Li, and Qing Li. Point2node: Correlation learning of dynamic-node for point cloud feature modeling. In *Proceedings of the AAAI Conference on Artificial Intelligence*, volume 34, pages 10925–10932, 2020. 7
- [12] Kaiming He, Xiangyu Zhang, Shaoqing Ren, and Jian Sun. Deep residual learning for image recognition. In *Proceedings of the IEEE conference on computer vision and pattern recognition*, pages 770–778, 2016. 5
- [13] Qingyong Hu, Bo Yang, Linhai Xie, Stefano Rosa, Yulan Guo, Zhihua Wang, Niki Trigoni, and Andrew Markham. Randla-net: Efficient semantic segmentation of large-scale point clouds. In *Proceedings of the IEEE/CVF Conference on Computer Vision and Pattern Recognition*, pages 11108–11117, 2020. 3, 4, 5, 7, 8
- [14] Qingyong Hu, Bo Yang, Linhai Xie, Stefano Rosa, Yulan Guo, Zhihua Wang, Niki Trigoni, and Andrew Markham. Learning semantic segmentation of large-scale point clouds with random sampling. *IEEE Transactions on Pattern Analysis and Machine Intelligence*, pages 1–1, 2021. 1
- [15] Wenbo Hu, Hengshuang Zhao, Li Jiang, Jiaya Jia, and Tien-Tsin Wong. Bidirectional projection network for cross dimension scene understanding. In *CVPR*, 2021. 2, 8
- [16] Zeyu Hu, Xuyang Bai, Jiaxiang Shang, Runze Zhang, Jiayu Dong, Xin Wang, Guangyuan Sun, Hongbo Fu, and Chiew-Lan Tai. Vmnet: Voxel-mesh network for geodesic-aware 3d semantic segmentation. In *Proceedings of the IEEE/CVF International Conference on Computer Vision*, pages 15488–15498, 2021. 2
- [17] Zeyu Hu, Mingmin Zhen, Xuyang Bai, Hongbo Fu, and Chiew-lan Tai. Jsenet: Joint semantic segmentation and edge detection network for 3d point clouds. In *ECCV*, pages 222–239, 2020. 8
- [18] Binh-Son Hua, Minh-Khoi Tran, and Sai-Kit Yeu-ung. Pointwise convolutional neural networks. In *Proceedings of the IEEE Conference on Computer Vision and Pattern Recognition*, pages 984–993, 2018. 3
- [19] Li Jiang, Hengshuang Zhao, Shu Liu, Xiaoyong Shen, Chi-Wing Fu, and Jiaya Jia. Hierarchical point-edge interaction network for point cloud semantic segmentation. In *Proceedings of the IEEE International Conference on Computer Vision*, pages 10433–10441, 2019. 6, 7
- [20] David Inkyu Kim and Gaurav S Sukhatme. Semantic labeling of 3d point clouds with object affordance for robot manipulation. In *2014 IEEE International Conference on Robotics and Automation (ICRA)*, pages 5578–5584. IEEE, 2014. 1
- [21] Artem Komarichev, Zichun Zhong, and Jing Hua. A-cnn: Annularly convolutional neural networks on point clouds. In *Proceedings of the IEEE Conference on Computer Vision and Pattern Recognition*, pages 7421–7430, 2019. 3
- [22] Abhijit Kundu, Xiaoqi Yin, Alireza Fathi, David Ross, Brian Brewington, Thomas Funkhouser, and Caroline Pantofaru. Virtual multi-view fusion for 3d semantic segmentation. In *European Conference on Computer Vision*, pages 518–535. Springer, 2020. 8
- [23] Xin Lai, Jianhui Liu, Li Jiang, Liwei Wang, Hengshuang Zhao, Shu Liu, Xiaojuan Qi, and Jiaya Jia. Stratified transformer for 3d point cloud segmentation. In *Proceedings of the IEEE/CVF Conference on Computer Vision and Pattern Recognition (CVPR)*, pages 8500–8509, June 2022. 2
- [24] Loic Landrieu and Martin Simonovsky. Large-scale point cloud semantic segmentation with superpoint graphs. In *Proceedings of the IEEE Conference on Computer Vision and Pattern Recognition*, pages 4558–4567, 2018. 3
- [25] Itai Lang, Asaf Manor, and Shai Avidan. Samplenets: Differentiable point cloud sampling. In *Proceedings of the IEEE/CVF Conference on Computer Vision and Pattern Recognition*, pages 7578–7588, 2020. 3
- [26] Eric-Tuan Le, Iasonas Kokkinos, and Niloy J. Mitra. Going deeper with lean point networks. In *IEEE/CVF Conference on Computer Vision and Pattern Recognition (CVPR)*, June 2020. 3

- [27] Huan Lei, Naveed Akhtar, and Ajmal Mian. Seggen: Efficient 3d point cloud segmentation with fuzzy spherical kernel. In *Proceedings of the IEEE/CVF Conference on Computer Vision and Pattern Recognition*, pages 11611–11620, 2020. 6, 7
- [28] Huan Lei, Naveed Akhtar, and Ajmal Mian. Spherical kernel for efficient graph convolution on 3d point clouds. *IEEE Transactions on Pattern Analysis and Machine Intelligence*, 43(10):3664–3680, 2021. 3
- [29] Qing Li, Shaoyang Chen, Cheng Wang, Xin Li, Chenglu Wen, Ming Cheng, and Jonathan Li. Lonet: Deep real-time lidar odometry. In *Proceedings of the IEEE Conference on Computer Vision and Pattern Recognition*, pages 8473–8482, 2019. 1
- [30] Yangyan Li, Rui Bu, Mingchao Sun, Wei Wu, Xinhao Di, and Baoquan Chen. Pointcnn: Convolution on x-transformed points. In *Advances in neural information processing systems*, pages 820–830, 2018. 3, 7, 8
- [31] Yiqun Lin, Zizheng Yan, Haibin Huang, Dong Du, Ligang Liu, Shuguang Cui, and Xiaoguang Han. Fpconv: Learning local flattening for point convolution. In *Proceedings of the IEEE/CVF Conference on Computer Vision and Pattern Recognition*, pages 4293–4302, 2020. 3, 6, 7
- [32] Zhi-Hao Lin, Sheng-Yu Huang, and Yu-Chiang Frank Wang. Learning of 3d graph convolution networks for point cloud analysis. *IEEE Transactions on Pattern Analysis and Machine Intelligence*, 44(8):4212–4224, 2022. 8
- [33] Jinxian Liu, Bingbing Ni, Caiyuan Li, Jiancheng Yang, and Qi Tian. Dynamic points agglomeration for hierarchical point sets learning. In *Proceedings of the IEEE International Conference on Computer Vision*, pages 7546–7555, 2019. 3
- [34] Xinhai Liu, Zhizhong Han, Yu-Shen Liu, and Matthias Zwicker. Point2sequence: Learning the shape representation of 3d point clouds with an attention-based sequence to sequence network. In *Proceedings of the AAAI Conference on Artificial Intelligence*, volume 33, pages 8778–8785, 2019. 3
- [35] Yongcheng Liu, Bin Fan, Gaofeng Meng, Jiwen Lu, Shiming Xiang, and Chunhong Pan. Densepoint: Learning densely contextual representation for efficient point cloud processing. In *Proceedings of the IEEE International Conference on Computer Vision*, pages 5239–5248, 2019. 8
- [36] Yongcheng Liu, Bin Fan, Shiming Xiang, and Chunhong Pan. Relation-shape convolutional neural network for point cloud analysis. In *Proceedings of the IEEE Conference on Computer Vision and Pattern Recognition*, pages 8895–8904, 2019. 2, 3, 4, 6, 7, 8
- [37] Ze Liu, Han Hu, Yue Cao, Zheng Zhang, and Xin Tong. A closer look at local aggregation operators in point cloud analysis. *ECCV*, 2020. 3
- [38] Ilya Loshchilov and Frank Hutter. Sgdr: Stochastic gradient descent with warm restarts. *arXiv preprint arXiv:1608.03983*, 2016. 6
- [39] Daniel Maturana and Sebastian Scherer. Voxnet: A 3d convolutional neural network for real-time object recognition. In *2015 IEEE/RSJ International Conference on Intelligent Robots and Systems (IROS)*, pages 922–928. IEEE, 2015. 1
- [40] Shervin Minaee, Yuri Boykov, Fatih Porikli, Antonio Plaza, Nasser Kehtarnavaz, and Demetri Terzopoulos. Image segmentation using deep learning: A survey. *IEEE Transactions on Pattern Analysis and Machine Intelligence*, 44(7):3523–3542, 2022. 1
- [41] Ehsan Nezhadarya, Ehsan Taghavi, Ryan Razani, Bingbing Liu, and Jun Luo. Adaptive hierarchical down-sampling for point cloud classification. In *IEEE/CVF Conference on Computer Vision and Pattern Recognition (CVPR)*, June 2020. 3
- [42] Dong Nie, Rui Lan, Ling Wang, and Xiaofeng Ren. Pyramid architecture for multi-scale processing in point cloud segmentation. In *Proceedings of the IEEE/CVF Conference on Computer Vision and Pattern Recognition (CVPR)*, pages 17284–17294, June 2022. 2
- [43] Xing Nie, Yongcheng Liu, Shaohong Chen, Jianlong Chang, Chunlei Huo, Gaofeng Meng, Qi Tian, Weiming Hu, and Chunhong Pan. Differentiable convolution search for point cloud processing. In *Proceedings of the IEEE/CVF International Conference on Computer Vision*, pages 7437–7446, 2021. 3
- [44] Chunghyun Park, Yoonwoo Jeong, Minsu Cho, and Jaesik Park. Fast point transformer. In *Proceedings of the IEEE/CVF Conference on Computer Vision and Pattern Recognition (CVPR)*, pages 16949–16958, June 2022. 7
- [45] Charles R Qi, Hao Su, Kaichun Mo, and Leonidas J Guibas. Pointnet: Deep learning on point sets for 3d classification and segmentation. In *Proceedings of the IEEE conference on computer vision and pattern recognition*, pages 652–660, 2017. 1, 3, 7, 8
- [46] Charles Ruizhongtai Qi, Li Yi, Hao Su, and Leonidas J Guibas. Pointnet++: Deep hierar-

- chical feature learning on point sets in a metric space. In *Advances in neural information processing systems*, pages 5099–5108, 2017. 2, 3, 5, 6, 7, 8
- [47] Shi Qiu, Saeed Anwar, and Nick Barnes. Pnp-3d: A plug-and-play for 3d point clouds. *IEEE Transactions on Pattern Analysis and Machine Intelligence*, pages 1–1, 2021. 1
- [48] Haoxi Ran, Wei Zhuo, Jun Liu, and Li Lu. Learning inner-group relations on point clouds. In *Proceedings of the IEEE/CVF International Conference on Computer Vision*, pages 15477–15487, 2021. 2
- [49] Shaoshuai Shi, Zhe Wang, Jianping Shi, Xiaogang Wang, and Hongsheng Li. From points to parts: 3d object detection from point cloud with part-aware and part-aggregation network. *IEEE Transactions on Pattern Analysis and Machine Intelligence*, 43(8):2647–2664, 2021. 1
- [50] Haotian Tang, Zhijian Liu, Shengyu Zhao, Yujun Lin, Ji Lin, Hanrui Wang, and Song Han. Searching efficient 3d architectures with sparse point-voxel convolution. 2020. 2
- [51] Liyao Tang, Yibing Zhan, Zhe Chen, Baosheng Yu, and Dacheng Tao. Contrastive boundary learning for point cloud segmentation. In *Proceedings of the IEEE/CVF Conference on Computer Vision and Pattern Recognition (CVPR)*, pages 8489–8499, June 2022. 2
- [52] Hugues Thomas, Charles R Qi, Jean-Emmanuel Deschaud, Beatriz Marcotegui, François Goulette, and Leonidas J Guibas. Kpconv: Flexible and deformable convolution for point clouds. In *Proceedings of the IEEE International Conference on Computer Vision*, pages 6411–6420, 2019. 3, 6, 7, 8
- [53] Mikaela Angelina Uy, Quang-Hieu Pham, Binh-Son Hua, Duc Thanh Nguyen, and Sai-Kit Yeung. Revisiting point cloud classification: A new benchmark dataset and classification model on real-world data. In *International Conference on Computer Vision (ICCV)*, 2019. 6, 8
- [54] Ashish Vaswani, Noam Shazeer, Niki Parmar, Jakob Uszkoreit, Llion Jones, Aidan N. Gomez, Lukasz Kaiser, and Illia Polosukhin. Attention is all you need. In *Advances in Neural Information Processing Systems*, page 6000–6010, 2017. 3, 4
- [55] Jiayun Wang, Rudrasis Chakraborty, and Stella X. Yu. Transformer for 3d point clouds. *IEEE Transactions on Pattern Analysis and Machine Intelligence*, 44(8):4419–4431, 2022. 3
- [56] Lei Wang, Yuchun Huang, Yaolin Hou, Shenman Zhang, and Jie Shan. Graph attention convolution for point cloud semantic segmentation. In *Proceedings of the IEEE Conference on Computer Vision and Pattern Recognition*, pages 10296–10305, 2019. 2, 3, 4, 7
- [57] Shenlong Wang, Simon Suo, Wei-Chiu Ma, Andrei Pokrovsky, and Raquel Urtasun. Deep parametric continuous convolutional neural networks. In *Proceedings of the IEEE Conference on Computer Vision and Pattern Recognition*, pages 2589–2597, 2018. 3
- [58] Wenguan Wang, Qiuxia Lai, Huazhu Fu, Jianbing Shen, Haibin Ling, and Ruigang Yang. Salient object detection in the deep learning era: An in-depth survey. *IEEE Transactions on Pattern Analysis and Machine Intelligence*, 44(6):3239–3259, 2022. 1
- [59] Xu Wang, Jingming He, and Lin Ma. Exploiting local and global structure for point cloud semantic segmentation with contextual point representations. In *Advances in Neural Information Processing Systems*, pages 4571–4581, 2019. 3, 4
- [60] Yue Wang, Yongbin Sun, Ziwei Liu, Sanjay E Sarma, Michael M Bronstein, and Justin M Solomon. Dynamic graph cnn for learning on point clouds. *Acm Transactions On Graphics (tog)*, 38(5):1–12, 2019. 2, 3, 7
- [61] Xin Wen, Peng Xiang, Zhizhong Han, Yan-Pei Cao, Pengfei Wan, Wen Zheng, and Yu-Shen Liu. Pmp-net++: Point cloud completion by transformer-enhanced multi-step point moving paths. *IEEE Transactions on Pattern Analysis and Machine Intelligence*, pages 1–1, 2022. 1
- [62] Chi-Chong Wong and Chi-Man Vong. Efficient outdoor 3d point cloud semantic segmentation for critical road objects and distributed contexts. In *European Conference on Computer Vision*, pages 499–514, 2020. 3
- [63] Wenxuan Wu, Zhongang Qi, and Li Fuxin. Pointconv: Deep convolutional networks on 3d point clouds. In *Proceedings of the IEEE Conference on Computer Vision and Pattern Recognition*, pages 9621–9630, 2019. 3, 6
- [64] Zhirong Wu, Shuran Song, Aditya Khosla, Fisher Yu, Linguang Zhang, Xiaoou Tang, and Jianxiong Xiao. 3d shapenets: A deep representation for volumetric shapes. In *Proceedings of the IEEE conference on computer vision and pattern recognition*, pages 1912–1920, 2015. 1, 6, 8

- [65] Zhouhui Lian Xiang Zhang, Xiao Sun. Bow pooling: A plug-and-play unit for feature aggregation of point clouds. *AAAI 2021*, 2021. 3
- [66] Mutian Xu, Runyu Ding, Hengshuang Zhao, and Xiaojuan Qi. Paconv: Position adaptive convolution with dynamic kernel assembling on point clouds. In *Proceedings of the IEEE/CVF Conference on Computer Vision and Pattern Recognition (CVPR)*, pages 3173–3182, June 2021. 3, 6, 7
- [67] Qiangeng Xu, Xudong Sun, Cho-Ying Wu, Panqu Wang, and Ulrich Neumann. Grid-gcn for fast and scalable point cloud learning. In *Proceedings of the IEEE/CVF Conference on Computer Vision and Pattern Recognition*, pages 5661–5670, 2020. 8
- [68] Yifan Xu, Tianqi Fan, Mingye Xu, Long Zeng, and Yu Qiao. Spidercnn: Deep learning on point sets with parameterized convolutional filters. In *Proceedings of the European Conference on Computer Vision (ECCV)*, pages 87–102, 2018. 3
- [69] Xu Yan, Chaoda Zheng, Zhen Li, Sheng Wang, and Shuguang Cui. Pointasnl: Robust point clouds processing using nonlocal neural networks with adaptive sampling. In *Proceedings of the IEEE/CVF Conference on Computer Vision and Pattern Recognition*, pages 5589–5598, 2020. 3, 6, 8
- [70] Jiancheng Yang, Qiang Zhang, Bingbing Ni, Linguo Li, Jinxian Liu, Mengdie Zhou, and Qi Tian. Modeling point clouds with self-attention and gumbel subset sampling. In *Proceedings of the IEEE Conference on Computer Vision and Pattern Recognition*, pages 3323–3332, 2019. 3
- [71] Li Yi, Vladimir G. Kim, Duygu Ceylan, I-Chao Shen, Mengyan Yan, Hao Su, Cewu Lu, Qixing Huang, Alla Sheffer, and Leonidas Guibas. A scalable active framework for region annotation in 3d shape collections. *SIGGRAPH Asia*, 2016. 6, 8, 11
- [72] Zhiyuan Zhang, Binh-Son Hua, and Sai-Kit Yeung. Shellnet: Efficient point cloud convolutional neural networks using concentric shells statistics. In *Proceedings of the IEEE International Conference on Computer Vision*, pages 1607–1616, 2019. 8
- [73] Hengshuang Zhao, Li Jiang, Chi-Wing Fu, and Jiaya Jia. Pointweb: Enhancing local neighborhood features for point cloud processing. In *Proceedings of the IEEE Conference on Computer Vision and Pattern Recognition*, pages 5565–5573, 2019. 2, 3, 5, 7
- [74] Hengshuang Zhao, Li Jiang, Jiaya Jia, Philip H.S. Torr, and Vladlen Koltun. Point transformer. In *Proceedings of the IEEE/CVF International Conference on Computer Vision (ICCV)*, pages 16259–16268, October 2021. 2, 3, 7
- [75] Haoran Zhou, Yidan Feng, Mingsheng Fang, Mingqiang Wei, Jing Qin, and Tong Lu. Adaptive graph convolution for point cloud analysis. In *Proceedings of the IEEE/CVF International Conference on Computer Vision*, pages 4965–4974, 2021. 7
- [76] Xinge Zhu, Hui Zhou, Tai Wang, Fangzhou Hong, Yuexin Ma, Wei Li, Hongsheng Li, and Dahua Lin. Cylindrical and asymmetrical 3d convolution networks for lidar segmentation. In *Proceedings of the IEEE/CVF conference on computer vision and pattern recognition*, pages 9939–9948, 2021. 2