

Lagrangian stochastic model for the orientation of inertialess non spherical particles in turbulent flows: an efficient numerical method for CFD approach

Lorenzo Campana^a, Mireille Bossy^a, Christophe Henry^a

^a *Université Côte d'Azur, Inria, CNRS, Sophia-Antipolis, France*

Abstract

In this work, we propose a model for the orientation of non-spherical particles arising in multi-phase turbulence flow. This model addresses the macroscopic scale in use in CFD codes enabling turbulence models for the fluid phase. It consists in a stochastic version of the Jeffery equation that can be incorporated in a statistical Lagrangian description of the particles suspended in the flow. For use in this context, we propose and analyse a numerical scheme based on the well-known splitting scheme algorithm decoupling the orientation dynamics into their main contributions: stretching and rotation. We detail the implementation in an open-source CFD software. We analyse the weak and strong convergence both of the global scheme and of their sub-parts. Subsequently, the splitting technique yields to a highly efficient hybrid algorithm coupling pure probabilistic and deterministic numerical schemes. Various experiments were implemented and compared with analytic predictions of the model to test the scheme for use in a CFD code.

Keywords: Lagrangian stochastic modelling, Anisotropic particles, Point-particle approximation, Turbulent flow, Angular displacement, Splitting scheme.

1. Introduction

1.1. General context

Investigating the dynamics of non-spherical particles suspended in turbulent flows is paramount to several industrial, biological and environmental applications. To name a few examples, one can cite clouds in the atmosphere (with the presence of complex-shaped ice-crystals [1]), plankton in the ocean (such as diatom chains [2]), fibres in papermaking industries [3] or even bacteria [4]. One of the main difficulties is that non-spherical particles display both a translational and rotational dynamics, which both depend on the particle properties (especially its shape and inertia). Besides, in many of these applications, the flow is highly turbulent and it has a profound effect on the rotational dynamics, alignment trends and correlations of anisotropic particles (such as fibres, discs or more general shapes).

Despite significant progress over the last decades (see the reviews by Voth and Soldati [5] and Du Roure et al. [6]), the dynamics of non-spherical particle dynamics is still faced with various challenges. This includes the development of experimental methods to better capture the dynamics of complex-shaped particles as well as to track individual particles within denser suspensions [5]. Numerical simulations are also faced with the issue of developing improved models that can handle arbitrarily shaped particles, possibly inertial effects [5] and also fluid-structure interactions (especially when dealing with fibres [6]).

*Corresponding author

Email addresses: lorenzo.campana@inria.fr (Lorenzo Campana), mireille.bossy@inria.fr (Mireille Bossy), christophe.henry@inria.fr (Christophe Henry)

1.2. Modelling non-spherical particle dynamics: existing approaches and limitations

Various types of Lagrangian models have been proposed in the literature to capture the dynamics of non-spherical particles, especially for inertialess objects. These models vary both in terms of the type of anisotropic particles that are studied and in terms of the level of description used.

At the particle level (microscopic scale), specific Lagrangian models are dedicated to study the deformation and motion of elongated flexible particles such as fibres or polymers. For example, this includes models based on the slender-body theory [6] (which describe the relation between elastic and drag force on thin filaments) as well as bead-rod models [7, 8] (where a filament is represented by a 1D chain of linked rigid bodies). Since these fine-scale descriptions of an anisotropic particle require detailed information on the local fluid velocity, they are usually coupled to Direct Numerical Simulation (DNS) of turbulent flows, which solve numerically the Navier-Stokes equations for all spatial and temporal scales (i.e. from the smallest dissipative Kolmogorov scales to the integral scale). Another distinction between such fine-scale models is made depending on the size of the particles [9]. On the one hand, particles larger than the Kolmogorov scale are treated using particle-resolved DNS (PR-DNS) [10], where the flow around each individual particle is explicitly solved. On the other hand, particles much smaller than the Kolmogorov scale are usually solved considering point-particle DNS (PP-DNS, see e.g. [11, 8]).

At the mesoscopic scale, a number of reduced descriptions for anisotropic particles have been suggested in the context of Lagrangian approaches. This includes the use of bead-spring types of models with two beads (dumbbells) or three beads (trumbbells). The interest of these reduced descriptions is that they allow to capture some of the information at relatively low computational costs. For instance, dumbbells can accurately predict the elongation of deformable particles [12] while trumbbells can provide data on the bending of semiflexible particles [13]. Other approaches are based on a rigid geometry, such as ellipsoids or spheroids (see e.g. [14, 15]). In that case, the translational and rotational dynamics of these particles is directly given by Jeffery's equation [16], which requires knowledge of the velocity gradient at the particle position. These formulations can easily be coupled with fine-scale simulations of the fluid phase (e.g. through DNS in homogeneous isotropic turbulence [13] or wall-bounded turbulent flows [17, 15]). For instance, some studies have highlighted the complex rotational behaviour of such axisymmetric particles in both homogeneous isotropic turbulence (HIT, see [18, 19]) and in turbulent channel flows [20]. In particular, these studies have revealed the importance of studying the spinning rate (i.e. the rotation of the particle around its own symmetry axis) and the tumbling rate (i.e. the rotation along the two other directions).

At a more macroscopic scale, simple descriptions using spheroids/ellipsoids are compatible with reduced descriptions of turbulence, i.e. those based on turbulence models. This encompasses Large-Eddy Simulation (LES), where only the largest scales are explicitly solved while the small scales are modelled, as well as Reynolds-Averaged Navier-Stokes (RANS) approaches, which describe only the average velocity and its fluctuations. These turbulence models are widely used in the CFD community [21], especially when dealing with practical situations (e.g. flows in complex geometries or atmospheric flows) where such approaches are tractable even at high-Reynolds numbers (thanks to the reduced number of degrees of freedom to be solved). Yet, when tracking the motion of anisotropic particles, the difficulty that arises is to develop models that capture some of the information that is not directly accessible in such approaches (typically the velocity gradient at small scales which are not explicitly solved). This modelling challenge has led to a number of Lagrangian stochastic models for the velocity gradient tensor in the literature (see the review by Meneveau [22] and articles like [23, 24]). In the case of hybrid approaches that couple a RANS simulation of the fluid phase to Lagrangian tracking methods for the dispersed phase, an additional constraint comes from the fact that the model should remain valid even at large time steps (typically those used in such CFD simulations). To the authors' knowledge, this remains an unexplored field since such stochastic Lagrangian models have only been developed in the case of spherical particles (see reviews [25, 26]).

1.3. Objectives

Drawing on the limitations introduced previously, this paper is focussed on studying the orientation dynamics for rigid spheroidal particles immersed in turbulent flows. The methodology adopted here relies on an existing Lagrangian stochastic model for spherical particles (see e.g. [25]). It then proposes an extension

to describe the orientation dynamics of spheroids as well as the rotation dynamics (specifically the tumbling and spinning rates). In addition, a numerical scheme is suggested to implement this model in an existing CFD code (namely *Code_Saturne*). For that purpose, an efficient and accurate numerical method based on splitting schemes is suggested to obtain an algorithm that matches the requirements of CFD software for industrial applications (in terms of efficiency, compatibility, tractability and convergence).

In that context, the aim of this paper is four-fold:

1. To extend existing stochastic Lagrangian models for spherical particles, in order to handle non-spherical particles of arbitrary axisymmetric shape;
2. To develop a new formulation that allows to obtain the rotation statistics (including tumbling and spinning rates) even in the case of stochastic differential equations (which do not allow to compute time derivative of a process);
3. To evaluate the accuracy of the numerical scheme retained as well as its convergence in simple ideal cases;
4. To assess the robustness of the numerical scheme in a realistic applicative setting.

1.4. Layout of the paper

For that purpose, the paper is organised as follows. The refined model for the dynamics of axisymmetric particles is presented in Section 2. In particular, we start by recalling the existing stochastic Lagrangian models for the translational dynamics of spherical particles in Section 2.1. Then, the stochastic Lagrangian model for the orientation of non-spherical axisymmetric particles is detailed in Section 2.2. The numerical method proposed to solve such SDEs is described in Section 3. More specifically, we give first an overview of the splitting algorithm and the numerical scheme associated to each sub-part of the splitting algorithm (see Section 3.1), followed by a presentation of both weak and strong convergence test results in the ideal case of HIT (see Section 3.5). Finally, the splitting scheme is tested in the case of a homogeneous shear flow (see Section 4), where we assess the impact of shear both on the long-time equilibrium for the particle orientation PDF (see Section 4.2) and on the tumbling & spinning rates (see Section 4.3).

2. Lagrangian stochastic model for the orientation

We consider here the simplified case of a spheroidal particle, which corresponds to an ellipsoid of rotation. As displayed in Fig. 1, a spheroid is characterised by two parameters: its semi-major length c (i.e. along its symmetry axis) and its semi-minor length a . Defining the spheroid aspect ratio $\lambda = c/a$ allows to distinguish between a prolate ($\lambda > 1$), a sphere ($\lambda = 1$) or an oblate ($\lambda < 1$). Another useful shape parameter is defined as $\Lambda = \frac{\lambda^2 - 1}{\lambda^2 + 1}$. The interest of this shape parameter Λ is that it is bound between -1 (infinite disk) and $+1$ (infinite rods), with $\Lambda = 0$ corresponding to the case of spherical particles.

In addition, we assume that the spheroids are small inertialess particles, i.e. that their characteristic sizes are much smaller than the smallest active scale of the fluid velocity. In the case of particles immersed in a turbulent flow, this means that the particle sizes are smaller than the Kolmogorov length scale $\eta = (\nu^3/\varepsilon)^{\frac{1}{4}}$ (where ε is the turbulent dissipation rate and ν the fluid kinematic viscosity). This allows to use the point-particle approximation, where each particle is tracked by following the information on its centre of mass \mathbf{X}_p only (and not on the whole surface as in particle-resolved DNS) [9].

The first question to address when developing a model is to identify what are the important variables that we want to capture. Here, we are interested in tracking the dynamics of spheroids in turbulent flows. This means that some level of information is required for the translational and rotational motion of such particles. In the following, for the sake of clarity and completeness, we first briefly review existing models for the translational dynamics of spheroids (see Section 2.1) before detailing a stochastic model for their orientation (see Section 2.2).

2.1. Existing Lagrangian approaches for the translation dynamics

In the framework of Lagrangian models, a system of equations is written to describe the time-evolution of variables attached to each particle: this constitutes the state vector \mathbf{Z}_p associated to a particle.

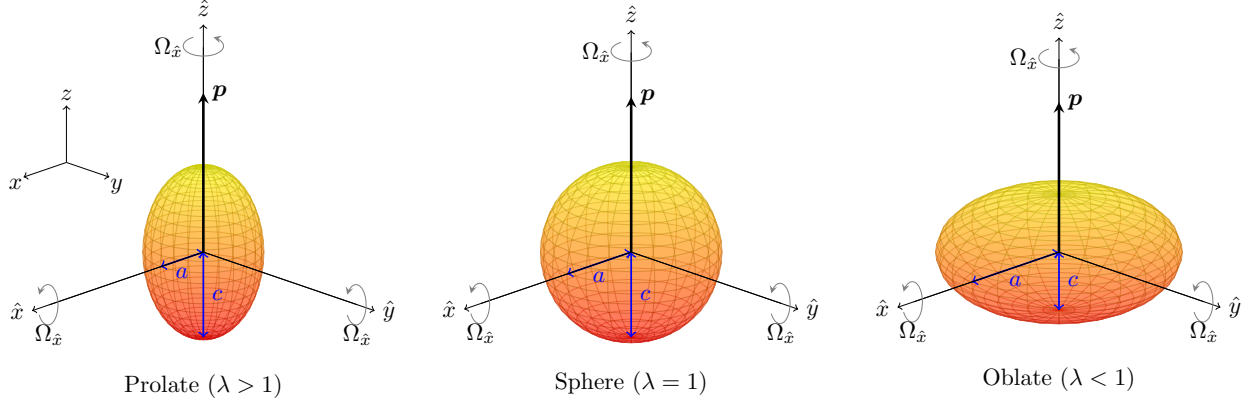


Figure 1: Illustration of ellipsoids with different aspect ratio $\lambda = c/a$, with a equals to the equatorial radius of the spheroid and the semi-axis c is the distance from centre to pole along the symmetry axis, always aligned with the \hat{z} -axis of the particle fixed coordinate system, carrying the orientation vector \mathbf{p} .

Dynamics of spherical particles

Let us start with the most basic particle shape: a sphere. In the framework of stochastic Lagrangian methods, the state vector is usually taken equal to $\mathbf{Z}_p = (\mathbf{X}_p, \mathbf{U}_p, \mathbf{U}_s)$, with \mathbf{X}_p the particle position, \mathbf{U}_p its velocity and \mathbf{U}_s the fluid velocity seen. The corresponding system of stochastic differential equations (SDEs) for the time-evolution of the variables attached to each particle is (more details in [25, 26]):

$$dX_{p,i} = U_{p,i} dt \quad (1a)$$

$$dU_{p,i} = \frac{U_{s,i} - U_{p,i}}{\tau_p} dt \quad (1b)$$

$$dU_{s,i} = \text{Stochastic model.} \quad (1c)$$

This set of SDEs has been obtained considering only the hydrodynamic drag force acting on a sphere (i.e. neglecting contributions from Basset history, added-mass force, buoyancy). The drag force is expressed in terms of the particle relaxation time τ_p , which is a measure of particle inertia and is defined as

$$\tau_p = \frac{\rho_p}{\rho_f} \frac{4 d_p}{3 C_D |\mathbf{U}_s - \mathbf{U}_p|}, \quad (2)$$

with ρ_f (resp. ρ_p) the fluid density (resp. particle density), d_p the particle diameter and C_D the drag coefficient.

The model used for the drag force also requires knowledge on the instantaneous fluid velocity sampled at the particle position $\mathbf{U}_f(\mathbf{X}_p(t), t)$. The main difficulty here is that the stochastic Lagrangian model is not coupled to fully resolved simulations of a turbulent flow, where $\mathbf{U}_s(t) = \mathbf{U}_f(\mathbf{X}_p(t), t)$ (i.e. DNS). Instead, it is coupled to RANS simulations which only provide mean-field information on the fluid velocity $\tilde{\mathbf{U}}_f$. RANS models are based on a Reynolds decomposition of the fluid velocity in terms of its average and fluctuating part, i.e. $\mathbf{U}_f = \langle \mathbf{U}_f \rangle + \mathbf{u}'_f$. This implies that the instantaneous fluid velocity at any point in space is not directly available but has to be modelled. As detailed elsewhere [25], the fluid velocity seen \mathbf{U}_s is generally modelled by a Langevin model of the form:

$$\begin{aligned} dU_{s,i}(t) = & -\frac{1}{\rho_f} \frac{\partial \langle P_f \rangle}{\partial x_i} dt + \left(\langle U_{p,j} \rangle - \langle \tilde{U}_{f,j} \rangle \right) \frac{\partial \langle \tilde{U}_{f,i} \rangle}{\partial x_j} dt \\ & + G_{ij}^* \left(U_{s,j} - \langle \tilde{U}_{f,j} \rangle \right) dt + B_{s,ij} d\tilde{W}_j(t), \end{aligned} \quad (3)$$

where $\widetilde{W}_j(t)$ is a vector of independent Wiener processes, P_f is the fluid pressure and quantities under bracket $\langle \cdot \rangle$ represent conditional means (i.e. mean field quantities evaluated at time t in the region of the particle position $\mathbf{X}_p(t)$). The precise expressions used to close the matrices G_{ij}^* and $B_{s,ij}$ have been detailed elsewhere [25, 26]. Details on the numerical implementation of such a stochastic Lagrangian approach are available in [27] as well as in the open-source software *Code_Saturne*.

At this stage, it is important to note that the stochastic model for the fluid velocity seen \mathbf{U}_s has been designed as an extension of the ones used to simulate fluid particles. Hence, the case of tracer particles (i.e. fluid particles) is naturally retrieved by considering the limit of vanishing particle relaxation timescale $\tau_p = 0$ [27]. This means that the case of particles without inertia addressed here is taken as a limiting case of a more general equation, valid for particles with any inertia.

Dynamics of non-spherical particles

When dealing with spheroidal particles instead of spheres, the equations for their translational dynamics can be simply extended as (see e.g. [14]):

$$\begin{aligned} \frac{d\mathbf{X}_p}{dt} &= \mathbf{U}_p \\ \frac{d\mathbf{U}_p}{dt} &= \frac{\nu \rho_f}{m_p} \Omega^{-1} \widehat{\mathbb{K}} \Omega (\mathbf{U}_{f,\text{DNS}} - \mathbf{U}_p). \end{aligned} \quad (4)$$

Equation (4) is very similar to the one for spheres (see Eq.(1)), except that the drag force has now different components along each direction due to the spheroid orientation with respect to the fluid. In fact, the tensor Ω is a rotation allowing to change the frame of reference from the global one (x, y, z) to the local one attached to the spheroid $(\widehat{x}, \widehat{y}, \widehat{z})$, as displayed in Fig. 1. In the local coordinate system, the particle resistance tensor $\widehat{\mathbb{K}}$ is a purely diagonal matrix. The exact expressions entering this system are detailed elsewhere (e.g., see previous use in DNS simulations with point-particle spheroids in [14, 28]).

In the framework of stochastic Lagrangian method, we have chosen here to extend the previous SDEs for spheres to the case of spheroids by replacing the particle relaxation time with the particle resistance tensor $\widehat{\mathbb{K}}$ (expressed in the local coordinate system associated to each spheroid). This choice amounts to fixing the particle orientation during the time step Δt in order to compute its trajectory. This choice is consistent with other choices made, in particular concerning the coupling to the fluid velocity seen by particles (based on a P0 interpolation of the average velocity given by RANS computations). Improved models for the translational dynamics which account for the change of orientation during the time step are left out of the scope of this paper (this leaves roads for future model improvements that will be recalled in the conclusion).

In addition, we are focussing here on the case of inertialess spheroids. This implies that the particle velocity is equal to the instantaneous fluid velocity sampled at the particle position, i.e. $\mathbf{U}_p(\mathbf{X}_p(t), t) = \mathbf{U}_f(\mathbf{X}_p(t), t)$. As a result, the translational dynamics simplifies to the one of tracers (i.e. fluid particles).

2.2. Extended Lagrangian stochastic model for the orientation

Since we are interested in capturing the dynamics of spheroids, the state vector should contain information not only on the translational velocity but also on the rotational velocity of such non-spherical particles. This raises the question of which variable associated to the particle rotational velocity should be captured by the model.

To address this question, we start by briefly recalling existing models for the orientation of spheroids in the context of fully resolved turbulent flows (i.e. based on DNS). Then, we derive a stochastic model for spheroid orientation based on the stochastic modelling of the velocity gradient tensor $\nabla \mathbf{U}_f$. The associated rotational stochastic dynamics and tumbling, spinning statistics are further analysed.

Jeffery's equation for the orientation

At the microscopic level of description, many numerical and theoretical studies are based on Jeffery's equation [16] to predict the time-evolution of a spheroid orientation along its trajectory in a turbulent flow.

Indeed, Jeffery’s equation has been used in DNS to capture the dynamics of a spheroid orientation vector $\mathbf{p}(t)$ in time (see e.g. [29, 23, 30]).

More precisely, for inertialess spheroidal particles, their orientation \mathbf{p} corresponds to the unit vector denoting the direction of the principal axis c . When expressed in terms of the particle shape parameter Λ (see Fig. 1), Jeffery’s equation for their orientation dynamics gives [16]

$$\begin{aligned} \frac{d\mathbf{p}}{dt} &= \mathbb{B}\mathbf{p} - (\mathbf{p}^\top \mathbb{B} \mathbf{p}) \mathbf{p}, \quad \text{with } \mathbb{B} = \mathbb{O} + \Lambda \mathbb{S}, \\ \mathbb{O}(t) &= \frac{1}{2}(\nabla \mathbf{U}_{f,\text{DNS}} - \nabla \mathbf{U}_{f,\text{DNS}}^\top)(\mathbf{X}_p(t), t), \\ \mathbb{S}(t) &= \frac{1}{2}(\nabla \mathbf{U}_{f,\text{DNS}} + \nabla \mathbf{U}_{f,\text{DNS}}^\top)(\mathbf{X}_p(t), t). \end{aligned} \quad (5)$$

\mathbb{O} and \mathbb{S} denote the rate-of-strain tensor and the rate-of-rotation tensor, which are the symmetric and antisymmetric parts of the velocity gradient tensor along a generic Lagrangian trajectory $\mathbf{X}_p(t)$.

Equation (5) is a non-linear vector equation, and it could be seemingly complex to solve. However, the non-linearity is only a geometric constraint to preserve the unitary norm of \mathbf{p} . Due to the antisymmetric nature of the tensor \mathbb{O} , the contribution $(\mathbf{p}^\top \mathbb{B} \mathbf{p})$ restricts naturally to $\Lambda(\mathbf{p}^\top \mathbb{S} \mathbf{p})\mathbf{p}$. This non-linear stretching along \mathbf{p} is thus continuously subtracted from the contribution $\mathbb{B}\mathbf{p}$ to prevent any elongation of \mathbf{p} . Bretherton [31] observed that one might equivalently model the orientation of the particle with any vector \mathbf{r} , which obeys the same linear terms without compensating for any elongation:

$$\frac{d\mathbf{r}}{dt} = (\mathbb{O} + \Lambda \mathbb{S}) \mathbf{r}, \quad (6)$$

formally solved by the time-ordered exponential form. The rotation rate \mathbb{O} rotates \mathbf{r} , and the strain \mathbb{S} aligns and stretches \mathbf{r} towards its strongest eigendirection. Owing to the common linear terms in Eq. (5) and (6), \mathbf{r} has the same angular dynamics as \mathbf{p} , but stretched and compressed by \mathbb{S} . The orientation \mathbf{p} is then recovered at any instant by normalising \mathbf{r} to its unit length:

$$\mathbf{p}(t) = \frac{\mathbf{r}(t)}{\|\mathbf{r}(t)\|}. \quad (7)$$

In the context of DNS, the preferential orientation of tracer spheroidal particles has been investigated in terms of the alignment with the eigensystem of strain and rotation rate in HIT [32, 18, 23, 19, 33, 34] and in turbulent channel flows [35, 36, 37]. In these studies, the translational and rotational dynamics of spheroids is simultaneously tracked, i.e. that the time integration of Eq. (5) is solved together with Eq. (4) along each particle trajectory.

Stochastic model for the orientation

Drawing on the fact that the spheroid orientation is driven by the velocity gradients encountered by the particle along its Lagrangian trajectory, we propose here a stochastic model that allows to represent some of the main statistics on spheroid orientation using limited information on the velocity gradient tensor (here at large observation time scales). For that purpose, we proceed in three main steps. First, assuming some basic structure on the velocity gradient tensor, we introduce a stochastic model for this tensor seen along the trajectory of tracers. Second, we derive the corresponding stochastic Jeffery equation. Third, deducing the stochastic underlying dynamics for the angular velocity, we analyse the corresponding tumbling and spinning rates.

Stochastic model for the velocity gradient tensor. In a turbulent flow, a small spheroid rotates in response to the velocity gradients along its Lagrangian trajectory, which is defined as:

$$A_{ij}(t) = \frac{\partial U_{f,i}}{\partial x_j}(\mathbf{X}(t), t). \quad (8)$$

A_{ij} fluctuates rapidly in turbulent flows and is dominated by the small-scale motion (typically around the Kolmogorov scale η). This means that, in the context of CFD approaches based on turbulence models (such

as RANS), additional models are required to reproduce the key features of the velocity gradients at small scales (which are not explicitly solved and thus not directly accessible).

This modelling challenge has led to a number of Lagrangian stochastic models for the velocity gradient tensor in the literature (see the review [22]). For instance, one of the first attempts was to couple an existing model for the velocity gradient [23] to an LES in HIT to study the orientation of anisotropic particles [24]. Similarly, another model for the velocity gradient [38] was used to study the deformation of droplets in a turbulent channel flow [39]. In these works, the particle dynamics is exactly solved for an observation time of the order of the Kolmogorov time scale τ_η thanks to the modelled information about the velocity gradient tensor.

Unlike these previous works, our objective here is to propose a stochastic model for the orientation \mathbf{p} , which aims at reproducing spheroids' orientation on a time-scale possibly much larger than the Kolmogorov one. To do so, we extend the stochastic orientation model approach used in [40] for a rod-like particle ($\Lambda = 1$, and $\mathbb{B} = \mathbb{A}$) to spheroids, considering that the shape parameter Λ only acts on the symmetric part. This follows from the observation that, in the case of spheres ($\Lambda = 0$), the symmetric part of the velocity gradient does not play any role in the particle orientation. Hence, from the analysis developed in [40], a stochastic version of Eq. (6) can then be written as

$$dr_i(t) = (\langle \mathbb{O}_{ij} \rangle + \Lambda \langle \mathbb{S}_{ij} \rangle) r_j dt + ((\mathcal{D}_{ijkl} \partial \mathbb{W}_{kl})^a + \Lambda (\mathcal{D}_{ijkl} \partial \mathbb{W}_{kl})^s) r_j. \quad (9)$$

Equation (9) is expressed in the Stratonovich sense, and \mathbb{W} is a 3×3 Wiener matrix whose entries are independent, one-dimensional Wiener processes. Note that we make use of the symbol ∂ in front of the Wiener processes \mathbb{W}_{ik} for the stochastic Stratonovich integral sense, while we use the symbol d for the stochastic Itô integrals. The symmetric and antisymmetric parts of the fluctuation contribution $\mathcal{D}_{ijkl} \partial \mathbb{W}_{kl}$ are denoted using the superscripts 's' and 'a' respectively. In [40], the tensor \mathcal{D}_{ijkl} is related to the autocorrelation tensor \mathcal{C}_{ijkl} of \mathbb{A} , such that $\mathcal{D}_{ijmn} \mathcal{D}_{klmn} = 2\mathcal{C}_{ijkl}$. This model (9) has been derived by approximating the time-integral of the Lagrangian velocity gradient fluctuations as the discrete sum (with step h going to zero) of Gaussian random matrices S_{ij} , whose elements have means and covariances given by

$$\langle S_{ij}^{(n)} \rangle = 0, \quad \langle S_{ij}^{(n)} S_{kl}^{(n')} \rangle = 2h \mathcal{C}_{ijkl} \delta_{n,n'}. \quad (10)$$

In [40], three different parametrisation for the correlation tensor \mathcal{C}_{ijkl} with increasing complexity are explored and tuned empirically with DNS of 2D homogeneous shear flow, in order to evaluate the impact of the anisotropy on the model.

Here, for the 3D extension of the model, we assume that fluctuations are isotropic. This assumption is consistent with high-Reynolds-number turbulence models, where the behaviour of the velocity gradient can be approximated by an assumption of local isotropy [41]. In addition, we evaluate the model on simple cases (like HIT or shear flows) where this approximation is reasonable. Anisotropic cases, such as wall-bounded flows, would necessitate further adaptation of the model parametrisation. This will be addressed in future works (see also perspectives in Section 5).

The assumed isotropic form for the tensor \mathcal{C}_{ijkl} does not require a-priori calibration of the fluctuation tensor \mathcal{D}_{ijkl} using DNS data. Instead, the coefficients entering this tensor are derived analytically, with imposed additional constraints (incompressibility, homogeneity and dissipation of kinetic energy). This gives the following effective square root of correlation tensor (see Appendix A for more details):

$$\sqrt{\tau_\eta} \mathcal{D}_{ijkl} = \frac{1}{2} \left(\frac{1}{\sqrt{5}} + \frac{1}{\sqrt{3}} \right) \delta_{ik} \delta_{jl} - \frac{1}{3\sqrt{5}} \delta_{ij} \delta_{kl} + \frac{1}{2} \left(\frac{1}{\sqrt{5}} - \frac{1}{\sqrt{3}} \right) \delta_{il} \delta_{jk}. \quad (11)$$

Stochastic Jeffery equation. The stochastic differential equation (SDE) for the instantaneous elongation is written from Eq. (9) in its Stratonovich form (see Appendix B)

$$d\mathbf{r}(t) = \langle \mathbb{B} \rangle(t) \mathbf{r}(t) dt + \partial \tilde{\mathbb{Z}}(t) \mathbf{r}(t) \quad (12)$$

with $\langle \mathbb{B} \rangle = \langle \mathbb{O} \rangle + \Lambda \langle \mathbb{S} \rangle$, and $\tilde{\mathbb{Z}} = \nu_a \mathbb{W}^a + \Lambda \nu_s \tilde{\mathbb{W}}^s$.

In Eq. (12), we have introduced the antisymmetric part of the Brownian matrix $\mathbb{W}^a = \frac{1}{2}(\mathbb{W} - \mathbb{W}^\top)$, the symmetric part $\mathbb{W}^s = \frac{1}{2}(\mathbb{W} + \mathbb{W}^\top)$, and its modification $\tilde{\mathbb{W}}^s = \mathbb{W}^s - \frac{1}{3}\text{Tr}(\mathbb{W})\mathbb{1}$, where $\mathbb{1}$ is the identity matrix. Meanwhile, ν_s corresponds to the dimensional coefficient of the Brownian stretching $\tilde{\mathbb{W}}^s$ and ν_a stands for the coefficient of the Brownian rotation \mathbb{W}^a . Their values are given by

$$(\nu_s, \nu_a) = \sqrt{\tau_\eta^{-1}} \left(\frac{1}{\sqrt{5}}, \frac{1}{\sqrt{3}} \right) = \left(\frac{\nu}{\varepsilon} \right)^{\frac{1}{4}} \left(\frac{1}{\sqrt{5}}, \frac{1}{\sqrt{3}} \right), \quad (13)$$

where ε is the turbulent energy dissipation rate and ν is the kinematic viscosity of the fluid. In CFD simulations, ε is generally modelled by some closure relation and it can display very strong variations in wall-bounded flows. Yet, this quantity is accessible in turbulence models and is actually used to couple this model to simulations based on RANS approaches, as will be seen in the implementation of the method in a CFD code (see Section 3.4).

To derive the stochastic version of Jeffery's equation (5), we apply the Itô's Lemma on the renormalization function $\mathbf{r} \mapsto \mathbf{r}/\|\mathbf{r}\|$ to the elongation stochastic SDE (12). We obtain the following Lagrangian stochastic model for the orientation (in its Itô form, see details in Appendix C):

$$d\mathbf{p}(t) = \langle \mathbb{B} \rangle \mathbf{p} dt - \left(\mathbf{p}^\top \langle \mathbb{B} \rangle \mathbf{p} \right) \mathbf{p} dt + d\mathbb{Z}\mathbf{p} - \left(\mathbf{p}^\top d\mathbb{Z}\mathbf{p} \right) \mathbf{p} - \frac{1}{2}(\Lambda^2 \nu_s^2 + \nu_a^2) \mathbf{p} dt, \quad (14)$$

with $\mathbb{Z} = \nu_a \mathbb{W}^a + \Lambda \nu_s \mathbb{W}^s$, or equivalently:

$$d\mathbf{p}(t) = \mathbf{p} \times \left(\left(\langle \mathbb{B} \rangle \mathbf{p} dt + d\mathbb{Z}\mathbf{p} \right) \times \mathbf{p} \right) - \frac{1}{2}(\Lambda^2 \nu_s^2 + \nu_a^2) \mathbf{p} dt. \quad (15)$$

Its Stratonovich form is

$$d\mathbf{p}(t) = \langle \mathbb{B} \rangle \mathbf{p} dt - \left(\mathbf{p}^\top \langle \mathbb{B} \rangle \mathbf{p} \right) \mathbf{p} dt + \partial\mathbb{Z}\mathbf{p} - \left(\mathbf{p}^\top \partial\mathbb{Z}\mathbf{p} \right) \mathbf{p},$$

or equivalently:

$$d\mathbf{p}(t) = \mathbf{p} \times \left(\left(\langle \mathbb{B} \rangle \mathbf{p} dt + \partial\mathbb{Z}\mathbf{p} \right) \times \mathbf{p} \right). \quad (16)$$

Angular dynamics within the stochastic model. Studies on anisotropic particles generally provide information not only on the evolution of the orientation \mathbf{p} but also on the angular velocity [5]. In particular, the spinning and tumbling rates are frequently measured [5]. From the stochastic model for spheroid orientation described above, we can also derive information on such quantities.

The rotational dynamics of spheroids in turbulent flows is related to the temporal evolution of a unit vector $\mathbf{p}(t)$, which can be also expressed in terms of the total angular velocity of the particle $\boldsymbol{\Omega} = \frac{\boldsymbol{\omega}}{2} + \Lambda \mathbf{p} \times \mathbf{S}\mathbf{p}$, where $\boldsymbol{\omega}$ is the vorticity vector. The Jeffery's equation (5) can be rewritten as $d\mathbf{p}/dt = \boldsymbol{\Omega} \times \mathbf{p}$. In the Lagrangian stochastic model, due to the presence of stochastic integrals, the particle angular velocity $\boldsymbol{\Omega}$ is not properly defined. Hence, associated statistics (like the tumbling and spinning rates) must be suitably redefined in the context of such stochastic models. More precisely, we identify the angular displacement vector $\boldsymbol{\phi}$, associated to the particle angular velocity $\boldsymbol{\Omega} dt = \partial\boldsymbol{\phi}$ (in Stratonovich formulation) as the quantity that properly characterises the tumbling and spinning statistics. We identify the equation for $\boldsymbol{\phi}$ using

$$d\mathbf{p} = \partial\boldsymbol{\phi} \times \mathbf{p}, \quad (17)$$

or its Itô form,

$$d\mathbf{p} = d\boldsymbol{\phi} \times \mathbf{p} - \frac{1}{2}(\nu_a^2 + \Lambda \nu_s^2) \mathbf{p} dt, \quad (18)$$

where the additional linear and diagonal terms stretch \mathbf{p} without contributing to the rotation dynamics. Then, we deduce the angular increment $d\boldsymbol{\phi}$ associated to the spheroid angular velocity

$$d\boldsymbol{\phi} = \frac{1}{2} \langle \boldsymbol{\omega} \rangle dt + \Lambda (\mathbf{p} \times \langle \mathbb{S} \rangle \mathbf{p}) dt + \frac{1}{2} \nu_a d\mathbf{w}^a + \nu_s \Lambda \mathbf{p} \times d\mathbb{W}^s \mathbf{p}. \quad (19)$$

Here, the mean antisymmetric part of the velocity gradient tensor has been rewritten as $\langle 0 \rangle \mathbf{p} = \frac{1}{2} \langle \boldsymbol{\omega} \rangle \times \mathbf{p}$, where $\langle \boldsymbol{\omega} \rangle$ is the mean vorticity vector. Analogously, the fluctuating part becomes $\mathbb{W}^a \mathbf{p} = \frac{1}{2} \mathbf{w}^a \times \mathbf{p}$, where we have identified the increment of the vorticity vector fluctuation in terms of the antisymmetric matrix \mathbb{W}^a :

$$\mathbf{w}^a = (\mathbb{W}_{32} - \mathbb{W}_{23}, \mathbb{W}_{13} - \mathbb{W}_{31}, \mathbb{W}_{21} - \mathbb{W}_{12})^\top. \quad (20)$$

The angular velocity “ $\frac{d\phi}{dt}$ ” is often qualified with the tumbling and spinning rate [42] through its orthogonal and parallel projection on \mathbf{p} . By analogy, in the stochastic case, we can still define these two quantities from the projection of the angular increment $d\phi$ on \mathbf{p} (see Fig. 2):

$$\begin{aligned} d\phi_{\perp p}(t) &= \mathbf{p} \times (d\phi \times \mathbf{p}) = \mathbf{p} \times d\mathbf{p}, \\ d\phi_{\parallel p}(t) &= \mathbf{p} \cdot d\phi, \end{aligned} \quad (21)$$

leading to the followings stochastic angular models:

$$d\phi_{\perp p}(t) = \frac{1}{2}(\mathbb{1} - \mathbf{p}\mathbf{p}^\top) \langle \boldsymbol{\omega} \rangle dt + \Lambda \mathbf{p} \times \langle \mathbb{S} \rangle \mathbf{p} dt + \frac{1}{2} \nu_a (\mathbb{1} - \mathbf{p}\mathbf{p}^\top) d\mathbf{w}^a + \nu_s \Lambda \mathbf{p} \times d\mathbb{W}^s \mathbf{p}, \quad (22)$$

$$d\phi_{\parallel p}(t) = \frac{1}{2} \mathbf{p} \cdot \langle \boldsymbol{\omega} \rangle dt + \frac{1}{2} \nu_a \mathbf{p} \cdot d\mathbf{w}^a. \quad (23)$$

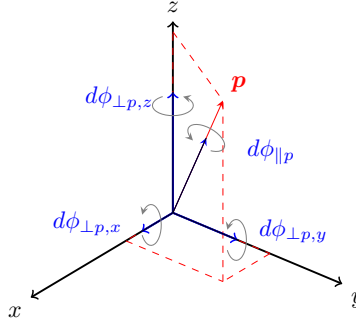


Figure 2: Sketch of angular increment in the Lagrangian stochastic model in Eq. (19). The total angular increment $d\phi$ is decomposed in spinning $d\phi_{\parallel p}$ and tumbling $d\phi_{\perp p}$, the latter has been projected along Cartesian axis.

3. Numerical scheme for the orientation dynamics

We propose here an algorithm for the stochastic orientation model introduced in Section 2, together with its implementation in a CFD code as well as detailed evaluations of its convergence.

3.1. A splitting approach

The orientation SDE (14) combines a pure renormalized stretching effect with a pure rotation effect. In order to simplify its implementation and coupling in a CFD code, we propose here a numerical scheme on the vector \mathbf{p} , without prior transformation and/or introduction of auxiliary equations and variables as it is done in some DNS (see e.g. [14, 28]).

Particular attention must be paid to the ability of the chosen scheme to conserve the orientation vector norm as close as possible to one, so that the angular dynamics are accurately rendered. Another requirement is the robustness of the numerical method to potentially large time steps. In CFD applications, the time step used for the Lagrangian dispersed-phase variables is often imposed by the integration scheme used for the computation of the fluid phase. This can lead to time steps that are orders of magnitude greater than the Kolmogorov scale. Moreover, spatial inhomogeneities may be induced, especially when dealing with wall-bounded flows [43]. This can lead to possibly strong spatial variations of the $\nu_{a,s}$ coefficients, without the

possibility of adjusting the time step accordingly. So we need an integration scheme robust enough to handle large time steps.

To fulfil these two criteria, we turn to a splitting method in order to separate the different effects in the dynamics and also to select an efficient scheme for each component. In the framework of SDEs, splitting schemes are little studied. But as for ODEs, splitting schemes display a very good behaviour when it comes to preserving certain quantities kept by the equation, independently of the time step (see e.g. [44] and references therein). The decomposition strategy of the whole equation to be integrated into a set of coupled sub-equations depends largely on the problem considered. Clear theoretical criteria to establish this splitting are in a general framework still largely to be made. From a practical point of view, the decomposition of the main equation into several coupled sub-parts must privilege the identification of (semi)-exactly integrable sub-equations, or integrable by approximation with a reliable scheme.

Here, we decompose the deterministic and stochastic effects of the dynamics on the one hand, and the stretching effect and pure rotation on the other hand, favouring the accurate resolution of the rotation sub-equations. The main Itô equation (14) is decomposed as:

$$d\mathbf{p}(t) = \underbrace{\Lambda \langle \mathbb{S} \rangle \mathbf{p} dt - (\mathbf{p}^\top \langle \mathbb{S} \rangle \mathbf{p}) \mathbf{p} dt}_{\text{Continuously renormalised mean stretching}} + \underbrace{\langle \mathbb{O} \rangle \mathbf{p} dt}_{\text{Mean rotation}} \\ - \underbrace{\Lambda^2 \frac{1}{2} \nu_s^2 \mathbf{p} dt + \mathbf{p} \times (\nu_s \Lambda d\mathbb{W}^s \mathbf{p} \times \mathbf{p})}_{\text{Continuously renormalised Brownian stretching}} - \underbrace{\frac{1}{2} \nu_a^2 \mathbf{p} dt + \nu_a d\mathbb{W}^a \mathbf{p}}_{\text{Brownian rotation}}.$$

Introducing a time step Δt and discrete times $\{t_k = k\Delta t, k \geq 0\}$, we replace equation (14) by the following split-step-forward Lie-Trotter composition:

$$\left\{ \begin{array}{l} \text{Given } \mathbf{p}(t_k), \text{ compute } \mathbf{p}(t_{k+1}) \\ \quad \text{by successively solving on } (t_k, t_{k+1}] \\ \frac{d\mathbf{p}_s(t)}{dt} = \Lambda (\langle \mathbb{S} \rangle \mathbf{p}_s - \mathbf{p}_s \mathbf{p}_s^\top \langle \mathbb{S} \rangle \mathbf{p}_s), \\ \quad \text{with } \mathbf{p}_s(t_k) = \mathbf{p}(t_k); \\ \frac{d\mathbf{p}_a(t)}{dt} = \langle \mathbb{O} \rangle \mathbf{p}_a(t), \\ \quad \text{with } \mathbf{p}_a(t_k) = \mathbf{p}_s(t_{k+1}); \\ d\mathbf{p}_{bs}(t) = -\frac{1}{2} \nu_s^2 \Lambda^2 \mathbf{p}_{bs} dt + \nu_s \Lambda \mathbf{p}_{bs} \times (d\mathbb{W}^s \mathbf{p}_{bs} \times \mathbf{p}_{bs}), \\ \quad \text{with } \mathbf{p}_{bs}(t_k) = \mathbf{p}_a(t_{k+1}); \\ d\mathbf{p}_{ba}(t) = -\frac{1}{2} \nu_a^2 \mathbf{p}_{ba} dt + \nu_a d\mathbb{W}^a \mathbf{p}_{ba}, \\ \quad \text{with } \mathbf{p}_{ba}(t_k) = \mathbf{p}_{bs}(t_{k+1}) \\ \text{and set } \mathbf{p}(t_{k+1}) = \mathbf{p}_{ba}(t_{k+1}). \end{array} \right. \quad (24)$$

We detail now the chosen schemes for each subpart. Considering on the one hand the state of the art for the resolution of the deterministic Jeffery equation, we focus our study on the two stochastic subequations.

With Δt and $\{t_k = k\Delta t, k \geq 0\}$, we introduce the Brownian increments $\{\Delta \mathbb{W}_{t_{k+1}, ij} = \mathbb{W}_{t_{k+1}, ij} - \mathbb{W}_{t_k, ij}, i, j, k\}$, i.i.d. with Gaussian law $\mathcal{N}(0, \Delta t)$.

3.2. Brownian Stretching

The Brownian stretching contribution is driven by the symmetric part of the velocity gradient fluctuations:

$$d\mathbf{p}_{bs}(t) = -\frac{1}{2} \nu_s^2 \Lambda^2 \mathbf{p}_{bs} dt + \nu_s \Lambda \mathbf{p}_{bs} \times (d\mathbb{W}^s \mathbf{p}_{bs} \times \mathbf{p}_{bs}). \quad (25)$$

The role of the non-linear term $\mathbf{p}_{bs} \times (d\mathbb{W}^s \mathbf{p}_{bs} \times \mathbf{p}_{bs}) = \mathbf{p}_{bs} \mathbf{p}_{bs}^\top d\mathbb{W}^s \mathbf{p}_{bs}$ is to continuously preserve at each step the initial norm $\|\mathbf{p}_{bs}(t_k)\|$; on the other hand, the presence of non-linearities in this stochastic term

introduces further difficulty related *a priori* to the non-globally Lipschitz diffusion coefficient as investigated by [45] and references therein. Dealing with stochastic Wiener integrals, we are not allowed to apply implicit or symplectic Euler schemes strategy for ODEs [46]. Instead, to integrate (25), we take advantage of the linear drift term and propose to use a semi-implicit Euler-Maruyama scheme, combined with a step-by-step renormalisation by a standard Projection Method on the sphere. The semi-implicit scheme is expected to contribute to the stability but does not preserve the norm. We call $\widehat{\mathbf{p}}_{bs}(t_k)$ the approximation of $\mathbf{p}_{bs}(t_k)$.

$$\left\{ \begin{array}{l} \text{Given } \widehat{\mathbf{p}}_{bs}(t_k), \text{ such that } \|\widehat{\mathbf{p}}_{bs}(t_k)\| = 1, \\ \text{given the Gaussian trials for } \{\Delta\mathbb{W}_{t_{k+1},i,j}^s, i, j\}, \\ \text{Prediction step :} \\ (1 + \frac{1}{2}\nu_s^2\Lambda^2\Delta t)\widetilde{\mathbf{p}}_{bs}(t_{k+1}) = \widehat{\mathbf{p}}_{bs}(t_k) \\ \quad + \nu_s\Lambda\widehat{\mathbf{p}}_{bs}(t_k) \times (\Delta\mathbb{W}_{t_{k+1}}^s\widehat{\mathbf{p}}_{bs}(t_k) \times \widehat{\mathbf{p}}_{bs}(t_k)). \\ \text{Projection on the unit sphere:} \\ \text{set } \widehat{\mathbf{p}}_{bs}(t_{k+1}) = \frac{\widetilde{\mathbf{p}}_{bs}(t_{k+1})}{\|\widetilde{\mathbf{p}}_{bs}(t_{k+1})\|}. \end{array} \right. \quad (26)$$

With the help of the vectorial product property, we verify on the right-hand side of the prediction step that

$$(1 + \frac{1}{2}\nu_s^2\Lambda^2\Delta t)^2\|\widetilde{\mathbf{p}}_{bs}(t_{k+1})\|^2 \geq 1,$$

(see Appendix F.1). The projection step is thus always well defined. We also show in Appendix F.1 that the theoretical rate of convergence is of order $\frac{1}{2}$, as in the case of generic linear SDEs.

3.3. Brownian Rotation

The Brownian rotation contribution is driven by the antisymmetric part of the velocity gradient fluctuations:

$$d\mathbf{p}_{ba}(t) = -\frac{1}{2}\nu_a^2\mathbf{p}_{ba} dt + \nu_a d\mathbb{W}^a \mathbf{p}_{ba}. \quad (27)$$

Although linear, this SDE preserves the unitary norm. Expect in dimension 2 (where the cosines of \mathbb{W}^a is solution), this geometric constraint acts as a singularity, revealed when a change from Cartesian to spherical coordinates is applied.

$\mathbf{p}_{ba}(t)$ is called Brownian motion on the unit sphere and (27) is among its various representation [47]. Written in the Stratonovich form, it brings up the stochastic rotational kinematics form

$$d\mathbf{p}_{ba}(t) = \frac{1}{2}\nu_a \partial\mathbf{w}^a \times \mathbf{p}_{ba}, \quad (28)$$

with \mathbf{w}^a as in (20). Such stochastic diffusion models arise in several contexts (transport of biological substances at cellular level [48], swimming of bacteria motion [49], polymer systems [50] and global migration patterns of marine mammals [51]). Simulation algorithms for Brownian on the sphere exist already. Some are based on the approximation of its transition density (see e.g. [52, 53]), some are based on exact transformations [54], while others are using the distribution of solid angles [48, 51]. These methods are mainly based on *intrinsic* representation of $\mathbf{p}_{ba}(t)$ on the manifold. However, our splitting approach forces us to maintain the natural dependence between the symmetric and antisymmetric increments of the 3×3 \mathbb{W} matrix, prohibiting any replacement of (28), by an independent random draw of the Brownian increment distribution on the sphere.

We thus develop a new algorithm, inspired from rotational kinematics solvers. Obtaining $\mathbf{p}_{ba}(t + \Delta t)$ from $\mathbf{p}_{ba}(t)$ can be done by means of a rotation matrix \mathcal{R} . We identify such \mathcal{R} , considering its unit quaternion representation (reviewed in [55]). A quaternion is defined as the couple of a real number and a vector $\mathfrak{q} = (q_0, \mathbf{q})$, with norm $\|\mathfrak{q}\| = \sqrt{q_0^2 + q_1^2 + q_2^2 + q_3^2}$. A unit quaternion is defined as a quaternion of unitary norm $\|\mathfrak{q}\| = 1$. The rotation matrix corresponding to a unit quaternion is

$$\mathcal{R}(\mathfrak{q}) = (q_0^2 - \|\mathbf{q}\|^2) \mathbb{1} + 2\mathbf{q}\mathbf{q}^\top + 2q_0 [\mathbf{q}]_\times \quad (29)$$

where $[\]_{\times}$ denotes the antisymmetric 3×3 matrix such that

$$[\mathbf{q}]_{\times} = \begin{pmatrix} 0 & -q_3 & q_2 \\ q_3 & 0 & -q_1 \\ -q_2 & q_1 & 0 \end{pmatrix}. \quad (30)$$

Moreover, given any angular velocity vector $\mathbf{w}(t)$, the associated time derivative of the unit quaternion is [55]

$$\frac{d\mathbf{q}}{dt}(t) = \frac{1}{2}\mathbf{F}(\mathbf{w})\mathbf{q}, \quad \text{with } \mathbf{F}(\mathbf{w}) = \begin{pmatrix} 0 & -\mathbf{w}^{\top} \\ \mathbf{w}^{\top} & [\mathbf{w}]_{\times} \end{pmatrix}. \quad (31)$$

By a classical regularisation argument of the Brownian trajectories involved, we can easily deduce, from the stochastic orientation equation (28), how the Brownian angular velocity $\partial\mathbf{w}^{\alpha}$ produces the following equivalent stochastic quaternion dynamics

$$d\mathbf{q}(t) = \frac{1}{4}\nu_a\mathbf{F}(\partial\mathbf{w}^{\alpha})\mathbf{q}, \quad (32)$$

where the matrix $\mathbf{F}(\partial\mathbf{w}^{\alpha})$ structures as in (31). Equation (32) can be rewritten

$$d\mathbf{q}(t) = \frac{1}{4}\nu_a\mathbf{Q}(\mathbf{q})\partial\mathbf{w}^{\alpha}, \quad \mathbf{Q}(\mathbf{q}) = \begin{pmatrix} -q_1 & -q_2 & -q_3 \\ q_0 & -q_3 & q_2 \\ q_3 & q_0 & -q_1 \\ -q_2 & q_1 & q_0 \end{pmatrix} \quad (33)$$

with Itô form

$$d\mathbf{q}(t) = -\frac{3}{16}\nu_a^2\mathbf{q}dt + \frac{1}{4}\nu_a\mathbf{Q}(\mathbf{q})d\mathbf{w}^{\alpha}. \quad (34)$$

A semi-implicit one-step Euler–Maruyama scheme is used for solving (34): given the increments of Brownian motion $\Delta\mathbf{w}_{t_k}^{\alpha} = \mathbf{w}_{t_{k+1}}^{\alpha} - \mathbf{w}_{t_k}^{\alpha}$, we are interested in the rotation increment $\Delta\mathbf{q}_{t_{k+1}} = \mathbf{q}(t_{k+1}) - \mathbf{q}(t_k)$. The initial unit quaternion is a parameter that can be fixed to $\mathbf{q}(0) = (1, \mathbf{0})$, associated to $\mathcal{R}((1, \mathbf{0})) = \mathbb{1}$. These choices lead to the numerical unit quaternion increment: at each new step (t_k, t_{k+1}) , $\Delta\mathbf{q}_{t_{k+1}}$ is approximated by $\Delta\widehat{\mathbf{q}}_{t_{k+1}}$ defined by

$$\begin{aligned} \Delta\widehat{\mathbf{q}}_{t_{k+1}} &= \Delta\widetilde{\mathbf{q}}_{t_{k+1}} / \|\Delta\widetilde{\mathbf{q}}_{t_{k+1}}\|, \quad \text{with} \\ \Delta\widetilde{\mathbf{q}}_{t_{k+1}} &= \left(1 + \frac{3}{16}\nu_a^2\Delta t\right)^{-1} \left(1, \frac{1}{4}\nu_a\Delta\mathbf{w}_{t_{k+1}}^{\alpha}\right). \end{aligned} \quad (35)$$

The SDE (34) has a linear structure. This implies that theoretical standard strong convergence results are already available (see e.g. [56]), and $\mathbb{E}[\sup_k \|\mathbf{q}_{t_k} - \widetilde{\mathbf{q}}_{t_k}\|^2]$ is at least in $\mathcal{O}(\Delta t)$. As noted in Appendix F.1

$$\mathbb{E}\|\Delta\widetilde{\mathbf{q}}_{t_{k+1}}\|^2 = 1 - \left(\frac{3}{16}\nu_a^2\right)^2\Delta t^2 + \mathcal{O}(\Delta t^3) \quad (36)$$

which turns into a $\frac{1}{2}$ rate of convergence for $\sqrt{\mathbb{E}[\|\mathbf{q}_{t_k} - \widehat{\mathbf{q}}_{t_k}\|^2]}$.

Finally, with the increment $\Delta\widehat{\mathbf{q}}_{t_{k+1}}$, the one-step approximation of $\mathbf{p}_{ba}(t_{k+1})$ starting from $\widehat{\mathbf{p}}_{ba}(t_k)$ is

$$\widehat{\mathbf{p}}_{ba}(t_{k+1}) = \mathcal{R}(\Delta\widehat{\mathbf{q}}_{t_{k+1}})\widehat{\mathbf{p}}_{ba}(t_k). \quad (37)$$

3.3.1. Renormalized mean stretching

The deterministic stretching contribution is driven by the symmetric part of the mean velocity gradient tensor:

$$\frac{d\mathbf{p}_s}{dt}(t) = \Lambda(\langle\mathbb{S}\rangle\mathbf{p}_s - \mathbf{p}_s\mathbf{p}_s^{\top}\langle\mathbb{S}\rangle\mathbf{p}_s). \quad (38)$$

Freezing $\langle\mathbb{S}\rangle$ on the time interval $[t, t + \Delta t)$, the exact solution of Eq. (38) is given by

$$\mathbf{p}_s(t + \Delta t) = \frac{\mathbf{r}_s}{\|\mathbf{r}_s\|}(t + \Delta t), \quad (39)$$

$$\text{with } \mathbf{r}_s(t + \Delta t) = \exp(\Lambda\langle\mathbb{S}\rangle\Delta t)\mathbf{p}(t).$$

A suitable numerical solution for (39) is achieved by classical exponential method for ordinary differential equations (ODEs), for example through a diagonalization procedure. The numerical experiments showed in Section 4.1 use a fourth-order Runge–Kutta (RK4) method.

3.3.2. Mean rotation

The deterministic rotation contribution is associated to the antisymmetric part of the mean velocity gradient tensor in (15):

$$\frac{d\mathbf{p}_a}{dt}(t) = \langle \mathbb{O} \rangle \mathbf{p}_a. \quad (40)$$

Freezing $\langle \mathbb{O} \rangle$ on $[t, t + \Delta t]$, the exact solution of (40) is given by

$$\mathbf{p}_a(t + \Delta t) = \exp(\Delta t \langle \mathbb{O} \rangle) \mathbf{p}_a(t). \quad (41)$$

Since \mathbb{O} is antisymmetric, the exponential map is a pure rotation matrix, identified by Rodriguez formula [57]: introducing again $\langle \boldsymbol{\omega} \rangle$, the mean vorticity vector such that $\langle \boldsymbol{\omega} \rangle \times \mathbf{p} = \langle \mathbb{O} \rangle \mathbf{p}$,

$$\exp(\Delta t \langle \mathbb{O} \rangle) = \mathbb{1} + \frac{\sin(\Delta t \|\langle \boldsymbol{\omega} \rangle\|)}{\|\langle \boldsymbol{\omega} \rangle\|} \langle \mathbb{O} \rangle + \frac{(1 - \cos(\Delta t \|\langle \boldsymbol{\omega} \rangle\|))}{\|\langle \boldsymbol{\omega} \rangle\|^2} \langle \mathbb{O} \rangle^2. \quad (42)$$

3.4. Summary of the retained numerical scheme and available implementation

Having detailed each sub-schemes, we summarise the whole algorithm:

$$\left\{ \begin{array}{l} \text{Given } \widehat{\mathbf{p}}(t_k), \text{ and the matrix of increments } \Delta \mathbb{W}_{t_{k+1}}, \\ \text{compute } \widehat{\mathbf{p}}(t_{k+1}) \text{ by} \\ \mathbf{p}_s(t_{k+1}) = \frac{\mathbf{r}_s}{\|\mathbf{r}_s\|}(t_{k+1}), \quad \mathbf{r}_s(t_{k+1}) = e^{\Lambda \langle \mathbb{S} \rangle \Delta t} \widehat{\mathbf{p}}(t_k), \\ \mathbf{p}_a(t_{k+1}) = \exp(\Delta t \langle \mathbb{O} \rangle) \mathbf{p}_s(t_{k+1}), \\ (1 + \frac{1}{2} \nu_s^2 \Lambda^2 \Delta t) \widetilde{\mathbf{p}}_{bs}(t_{k+1}) = \mathbf{p}_a(t_{k+1}) \\ \quad + \Lambda \nu_s \mathbf{p}_a(t_{k+1}) \times \left(\Delta \mathbb{W}_{t_{k+1}}^s \mathbf{p}_a(t_{k+1}) \times \mathbf{p}_a(t_{k+1}) \right). \\ \text{Projection on the sphere: } \widehat{\mathbf{p}}_{bs}(t_{k+1}) = \frac{\widetilde{\mathbf{p}}_{bs}(t_{k+1})}{\|\widetilde{\mathbf{p}}_{bs}(t_{k+1})\|}. \\ \text{set } \widehat{\mathbf{p}}(t_{k+1}) = \mathcal{R}(\Delta \widehat{\mathbf{q}}_{k+1}) \widehat{\mathbf{p}}_{bs}(t_{k+1}) \\ \quad \text{with } \Delta \widehat{\mathbf{q}}_{k+1} \text{ defined in (35)}. \end{array} \right. \quad (43)$$

Having integrated $\widehat{\mathbf{p}}(t_{k+1})$ from $\widehat{\mathbf{p}}(t_k)$, we deduce approximations for the angular models (21) and (22) in order to cumulate the tumbling and spinning motion respectively with:

$$\widehat{\boldsymbol{\phi}}_{\perp p}(t_{k+1}) = \widehat{\boldsymbol{\phi}}_{\perp p}(t_k) + \widehat{\mathbf{p}}(t_k) \times \widehat{\mathbf{p}}(t_{k+1}), \quad (44)$$

$$\widehat{\boldsymbol{\phi}}_{\parallel p}(t_{k+1}) = \widehat{\boldsymbol{\phi}}_{\parallel p}(t_k) + \frac{1}{2} \widehat{\mathbf{p}}(t_k) \cdot \langle \boldsymbol{\omega} \rangle \Delta t + \frac{1}{2} \nu_a \widehat{\mathbf{p}}(t_k) \cdot \Delta \mathbf{w}_{t_{k+1}}^a \quad (45)$$

which results to be numerically an easier task compared to the direct numerical integration of the SDE (19).

This algorithm has been implemented in *Code_Saturne*, an open-source CFD software. It can be downloaded on [Code_Saturne website](#) (any release higher than version 6.0, see also [58]). In particular, we have extended the previous algorithm for the tracking of spherical particles (details on its implementation are available in [27]) to handle spheroids. As mentioned in Section 2, the translational dynamics is simply given by Eq. (1), which has been extended to include the non-isotropy of the drag force as in Eq. (4) (i.e. by accounting for the particle resistance tensor $\widehat{\mathbb{K}}$, which depends only on the aspect ratio and on the spheroid orientation at the previous time step). Meanwhile, the rotational dynamics is solved using Eq. (43). This requires knowledge of several quantities including: the mean velocity gradient at the particle position (both its symmetric $\langle \mathbb{S} \rangle$ and antisymmetric parts $\langle \mathbb{O} \rangle$) and the turbulent dissipation rate ε sampled near the particle position. These values are easily accessed from the RANS simulation of the turbulent flow, which provides information on the mean quantities (including the gradients) and the turbulent dissipation rate. Hence, the coupling of this model within a CFD software is straightforward, although it requires careful assessment of the convergence of the algorithm, as detailed in the next few paragraphs.

3.5. Convergence validation in a ideal turbulence case

The evaluation of the stochastic model and its numerical scheme are necessary in simple idealized cases: here, we consider first a HIT flow and second a homogeneous shear turbulent (HST) flow. These steps allow us to evaluate our proposed numerical scheme, by varying the dissipation and shear, without entering into the discussion of a choice of turbulence model for the resolution of the mean flow. In the HIT or HST cases, the mean gradient is either zero or according to a given shear matrix, which makes it much simpler to assess the model performances. Moreover, the statistics that can be analysed in this framework depend on the temporal increment, but remain spatially homogeneous and therefore does not require to integrate the transport equation, reducing significantly the difficulty to compute some statistics on (\mathbf{p}, ϕ) conditionally to a given position.

To simplify the presentation of the numerical experiments in this section and the next one, the parametrisation of the ideal flows will be reduced to two parameters: the Kolmogorov scale τ_η , and the shear rate σ . The discussion of the results will not explicitly mention ε , even though in practice, it is this variable that contributes to the coupling of the orientation \mathbf{p} to the flow.

Case studied: HIT

The HIT case emphasises the stochastic components of the model and allows to investigate the accuracy of the splitting approach (24) against analytical solutions. In this case, the mean contribution of the velocity gradient tensor is zero and Eq. (15) becomes

$$d\mathbf{p}(t) = \mathbf{p} \times \left(((\nu_a d\mathbb{W}^a + \nu_s \Lambda d\mathbb{W}^s)\mathbf{p}) \times \mathbf{p} \right) - \frac{1}{2}(\Lambda^2 \nu_s^2 + \nu_a^2)\mathbf{p} dt. \quad (46)$$

To make a clear distinction between the ensemble average applied to the fluid fields and the expectation operator associated to the abstract probability under which Brownian integrals are introduced in our model, we denote with the symbol \mathbb{E} (rather than $\langle \cdot \rangle$) the probabilistic means and $\mathbb{V}\text{ar}$ the corresponding variance. With HIT flows, some statistics \mathbf{p} up to the third order moments can be derived analytically. They are used to analyse the convergence of the stochastic algorithms. These solutions are computed in Appendix E, giving:

$$\begin{aligned} \mathbb{E}[p_i](t) &= \mathbb{E}[p_i](0) e^{-\frac{\kappa}{2}t} \\ \mathbb{E}[p_i p_j](t) &= \mathbb{E}[p_i p_j](0) e^{-\frac{3}{2}\kappa t} + \frac{1}{3}(1 - e^{-\frac{3}{2}\kappa t})\delta_{ij} \\ \mathbb{E}[p_i^3](t) &= (\mathbb{E}[p_i^3](0) - \frac{3}{5}\mathbb{E}[p_i](0)) e^{-3\kappa t} + \frac{3}{5}\mathbb{E}[p_i](t), \\ &\text{with } \kappa = \Lambda^2 \nu_s^2 + \nu_a^2. \end{aligned} \quad (47)$$

Those analytic expressions (47) are also valid for Brownian rotation \mathbf{p}_{ba} and Brownian stretching \mathbf{p}_{bs} separately, with respectively $\kappa_a = \nu_a^2$ and $\kappa_s = \Lambda^2 \nu_s^2$. When t goes to infinity, those statistics converge to zero, except $\mathbb{E}[p_i^2](t)$ that converges to $\frac{1}{3}$, according to the uniform distribution on the set $\{\mathbf{p} \in \mathbb{R}^3 : \|\mathbf{p}\| = 1\}$.

Strong and weak convergences

The evaluation of time integration schemes for SDEs relies on two convergence norms that we briefly recall here. Given a numerical approximation $\{\tilde{\mathbf{p}}(t_k), k = 0, \dots, K\}$, based here on a given constant time step Δt , such that $T = K\Delta t$, and Brownian increments $\Delta \mathbb{W}_{t_{k+1}}$, we distinguish trajectorial, called also **strong convergence error**, as the $L^2(\Omega)$ -expectation of the supremum in time error. The numerical scheme is said to be *strong* β -order accurate if

$$\mathfrak{E}_{\text{tr}}^{\text{str}}(\mathbf{p}) = \left(\mathbb{E} \sup_{0 \leq t \leq T} \|\mathbf{p}(t) - \tilde{\mathbf{p}}(t)\|^2 \right)^{\frac{1}{2}} \leq C^s \Delta t^\beta \quad (48)$$

for some constant C^s which may depend on T but is independent from Δt . For instance, the Euler–Maruyama scheme for SDEs with Lipschitz coefficients features a strong convergence of order $\beta = \frac{1}{2}$. Except in rare cases, exact trajectories $t \mapsto \mathbf{p}(t)$ needed to compare with the scheme simulations are not available. The

evaluation of the scheme is done by constructing a set numerical reference trajectories with the smallest time step and sometimes an alternative scheme. Here we construct the set of reference trajectories with the same scheme but a refined time step.

Weak convergence deals with the convergence of the distributions. Such convergence is analysed in terms of expectation $\mathbb{E}[f(\mathbf{p}(T))]$ for a suitable test function f . Thus, the numerical scheme is said to be weak β -order accurate if

$$\mathfrak{E}_{\text{rr}}^{\text{wk}}(f) = |\mathbb{E}[f(\mathbf{p}(T))] - \mathbb{E}[f(\widehat{\mathbf{p}}(T))]| \leq C^{\text{wk}} \Delta t^\beta \quad (49)$$

for some constant C^{wk} which may depend on T and f , but is independent from Δt . The Euler–Maruyama scheme for SDEs with Lipschitz coefficients features a weak convergence of order $\beta = 1$ for a set of test functions whose regularity depends on properties of the diffusion coefficient.

We have tested different orders of advancement of the splitting components without observing any impact on the result. We observe that the covariance matrix of elements of \mathbb{W}^s and \mathbb{W}^a is always zero which could help to explain some commutativity of the scheme components, but without yet a clear proof of this insensitivity under the change of the order of the operations. We run the numerical tests according to the splitting order presented in (43).

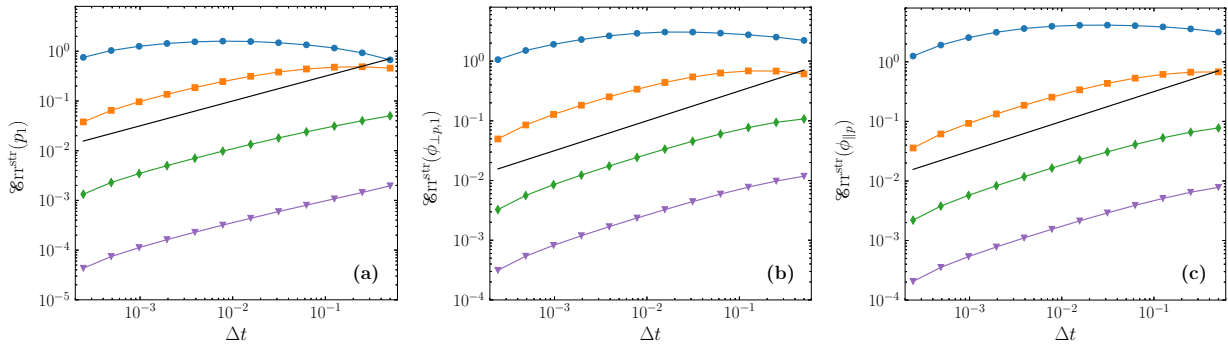


Figure 3: Splitting scheme in HIT: Strong error ($\mathfrak{E}_{\text{rr}}^{\text{str}}$) of the splitting algorithm against the time step Δt for different τ_η : $\tau_\eta = 0.01$ (\bullet), $\tau_\eta = 0.1$ (\blacksquare), $\tau_\eta = 1$ (\blacklozenge), $\tau_\eta = 10$ (\blacktriangledown). In (a) the first component of \mathbf{p} , (b) the first component $\phi_{\perp p}$ of tumbling and (c) the spinning $\phi_{\parallel p}$. Black line indicates the slope $\frac{1}{2}$; and the initial condition of particle orientation is $\mathbf{p}(0) = (1, 0, 0)$. Simulation performed with $N_p = 10^5$ particles and $T = 0.5$. The smallest Δt is 2^{-12} and reference trajectories are computed with $\Delta t = 2^{-13}$.

Figure 3 shows the strong error for the three quantities (p_1 , $\phi_{\perp p,1}$ and $\phi_{\parallel p}$) against Δt , for different values of τ_η in Fig. 3a, 3b and 3c respectively. The effective order of strong convergence is $\frac{1}{2}$, confirming that the composition of operators in this case obeys to the convergence of the two sub-parts of the splitting algorithm. However we can observe the impact of τ_η on the strong error, increasing inversely with τ_η . This is easily explainable as the decrease in τ_η acts as increasing the final time, or increasing the proportionality of the SDE coefficients, directly reflected on the error. In contrast, no stability condition is required on Δt as demonstrated in Appendix F. Also we have observed that the error generated by the stretching sub-part dominates (see Fig. F.11(left) in Appendix).

The weak error as a function of the time step Δt , for different values of τ_η is presented in Fig. 4. We observe a convergence of order one, confirmed by the convergence of order one for the two splitting sub-parts (see Fig.F.11(right) in Appendix). In particular, the magnitude of the weak error for various moments are much closer to the one produced in the stretching sub-part compared to the rotation part. This indicates that the stretching contribution is dominant as for the strong convergence, which suggests that the numerical method used in the stretching sub-part should be refined here. The impact of τ_η on the weak error is more balanced, between the previous effect and the ergodic convergence, the latter stabilizing exponentially fast around constant the solution (47), reducing the variance of the error and the impact of Δt (blue curve). The results on $\mathbb{E}[p_1]$, $\mathbb{E}[p_1^2]$ and $\mathbb{E}[p_1^3]$ are obtained with an initial condition $(1, 0, 0)$, and are shown in Fig. 4a, 4b,

and 4c respectively. Alternatively, the initial condition $\frac{1}{\sqrt{3}}(1, 1, 1)$ has been used to show the convergence of $\mathbb{E}[p_1 p_2]$ in Fig. 4d.

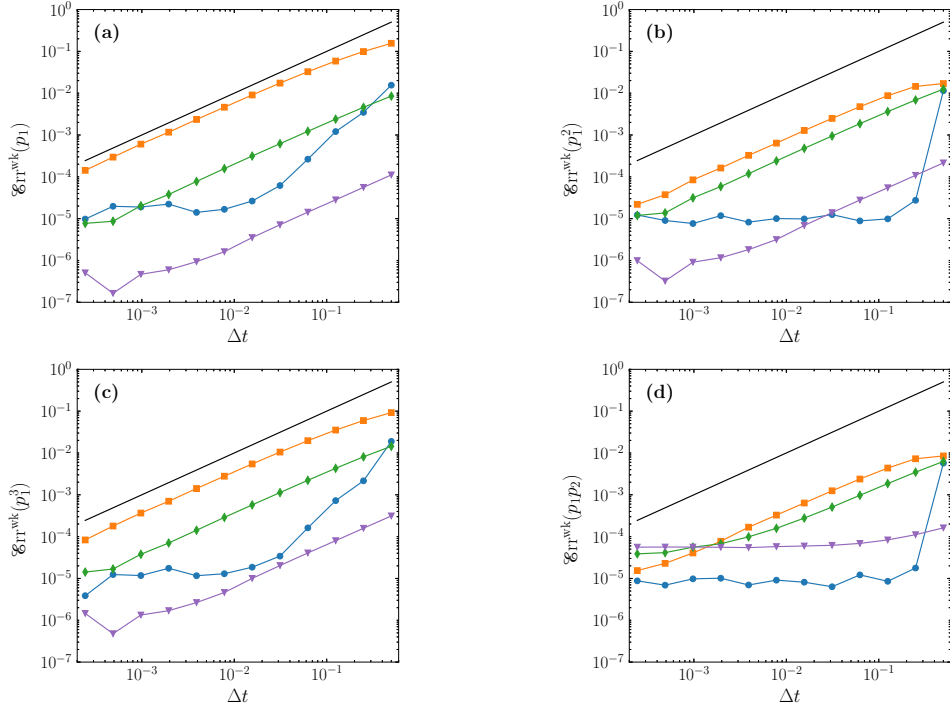


Figure 4: Splitting scheme in HIT: Weak error ($\mathcal{E}_{\text{rr}}^{\text{wk}}$) of the splitting algorithm against the time step Δt for different τ_η : $\tau_\eta = 0.01$ (\bullet), $\tau_\eta = 0.1$ (\square), $\tau_\eta = 1$ (\blacklozenge), $\tau_\eta = 10$ (\blacktriangleleft). In (a), (b), and (c) the first three moments of the first component \mathbf{p} for an initial condition of particle orientation $\mathbf{p}(0) = (1, 0, 0)$. In (d) the second cross moment $\mathbb{E}[p_1 p_2]$ is starting from $\mathbf{p}(0) = \frac{1}{\sqrt{3}}(1, 1, 1)$. Black line indicates the slope 1. Simulation performed with $N_p = 10^5$ particles and $T = 0.5$.

Long time behaviour of the PDF in HIT

From Cartesian coordinates to spherical ones, we reduce the problem to two variables for the orientation ($\theta = \arctan(p_2/p_1)$, $\phi = \arccos(p_3)$) to ease the plot of the associated probability distribution function (PDF). Figure 5 shows the time evolution of the empirical marginal distributions $\mathcal{P}_\phi(t, \cdot)$ (see Fig. 5a) and $\mathcal{P}_\theta(t, \cdot)$ (see Fig. 5b), starting from $\mathbf{p}(0) = (1, 0, 0)$, or equivalently $(\theta, \phi) = (0, 0)$. The different curves indicate different instants of time and are logarithmically spaced starting from $t = 0.1$ to $t = 50$. As time increases (from violet to yellow lines), the PDF approaches the equilibrium distribution. These equilibrium marginal distributions (plotted in black continuous line) correspond to the uniform distribution on the 2d-sphere. Theoretically, we expect an exponentially fast convergence to equilibrium (see [59]). This is confirmed in the inset of Fig. 5 for ϕ (inset Fig. 5a) and θ distributions (inset Fig. 5b) evaluated at the median.

Tumbling and spinning in HIT

When the flow is spatially homogeneous, means and variances of the tumbling and spinning motion through the stochastic model are (quasi)-analytical quantities that can also be used to assess the model and its numerical approximation. Tumbling rate (TuR) and spinning rate (SpiR) definitions deviate from the DNS framework, because of the Brownian irregularity contained in \mathbf{p} which prevents deriving in time without first taking a statistic. Considering first and second moments statistics for orthogonal (tumbling) and parallel

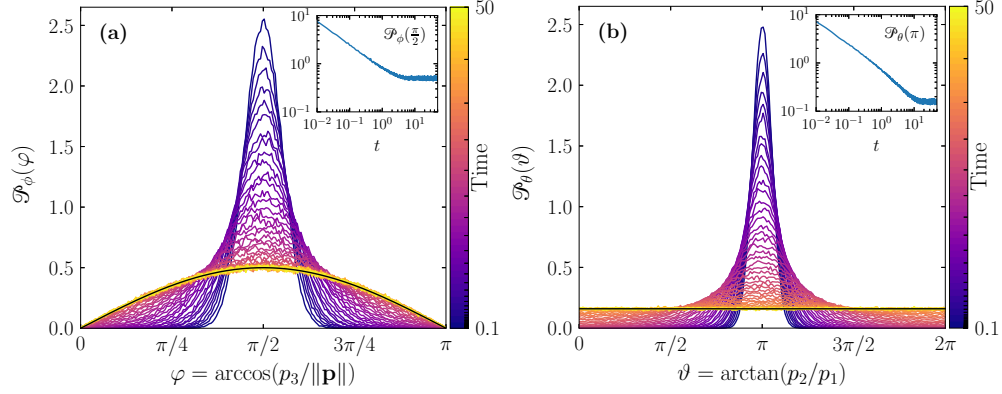


Figure 5: Evolution in time of marginal empirical PDF for the angles ϕ (a) and θ (b), in HIT case. The different curves correspond to different PDF at time instants spaced logarithmically between $t = 0.1$ and $t = 50$, starting from a deterministic initial position $(1, 0, 0)$. In black line, the theoretical equilibrium marginal PDF. Simulation performed with $N_p = 10^5$ particles, a time step $\Delta t = 10^{-2}$, a flow time scale parameter $\tau_\eta = 1$ and shape parameter $\Lambda = 1$. **Inset:** The evolution in time, from the first time step to $t = 50$, of the PDF value $\mathcal{P}_\phi(\frac{\pi}{2})$ displayed in log-log plot in (a). Same for $\mathcal{P}_\theta(\pi)$ reported in (b).

(spinning) angles (22) and (23), we define rates for means and variances with

$$\begin{aligned}
 \text{TuR}_\mathbb{E}(t) &= \frac{d}{dt} \|\mathbb{E}[\phi_{\perp p}(t)]\|, \\
 \text{SpiR}_\mathbb{E}(t) &= \frac{d}{dt} \mathbb{E}[\phi_{\parallel p}(t)], \\
 \text{TuR}_{\text{var}}(t) &= \frac{d}{dt} \left(\mathbb{E} \|\phi_{\perp p}(t)\|^2 - \|\mathbb{E}[\phi_{\perp p}(t)]\|^2 \right), \\
 \text{SpiR}_{\text{var}}(t) &= \frac{d}{dt} \left(\mathbb{E}[\phi_{\parallel p}^2(t)] - \mathbb{E}[\phi_{\parallel p}(t)]^2 \right).
 \end{aligned} \tag{50}$$

From Eq. (46), these expressions are computed in the case of HIT in Appendix D, leading to the following (constant in time) analytical rates:

$$\begin{aligned}
 \text{SpiR}_{\text{var}}^{\text{hit}} &= \frac{1}{2} \nu_a^2, & \text{SpiR}_\mathbb{E}^{\text{hit}} &= 0 \\
 \text{TuR}_{\text{var}}^{\text{hit}} &= \nu_a^2 + \nu_s^2 \Lambda^2, & \text{TuR}_\mathbb{E}^{\text{hit}} &= 0.
 \end{aligned} \tag{51}$$

Similar qualitatively result has been obtained by Parsa et al. [18] using different arguments.

In Figure 6, we compare these theoretical values with the numerical ones, computed with estimators of the form

$$\widehat{\text{TuR}}_{\text{var}} = \frac{1}{h} \left(\frac{1}{N_p} \sum_{j=1}^{\lfloor \frac{T-t_0}{h} \rfloor} \sum_{i=1}^{N_p} \|\widehat{\phi}_{\perp p}^i(T - h(j+1)h)\|^2 - \|\widehat{\phi}_{\perp p}^i(T - jh)\|^2 \right) \tag{52}$$

with h fixed to $10 \times \Delta t$, and using the numerical solutions (44) and (45) to compute independent draws $\widehat{\phi}_{\perp p}^i$ and $\widehat{\phi}_{\parallel p}^i$. Figure 6 shows the very good agreement between exact and numerical estimations. In particular, we can see that the tumbling and spinning rates are symmetric with respect to the change $\Lambda \rightarrow -\Lambda$. Note that this comes from the spatial homogeneity here, which makes the stochastic model for $\mathbf{p}(t)$ statistically time-reversible, as the Brownian motion involved. As a consequence, the change $\Lambda \rightarrow -\Lambda$ in Eq. 46 gives that rod-like particles ($\Lambda > 0$) have the same statistical behaviour of disk-like particles ($\Lambda < 0$).

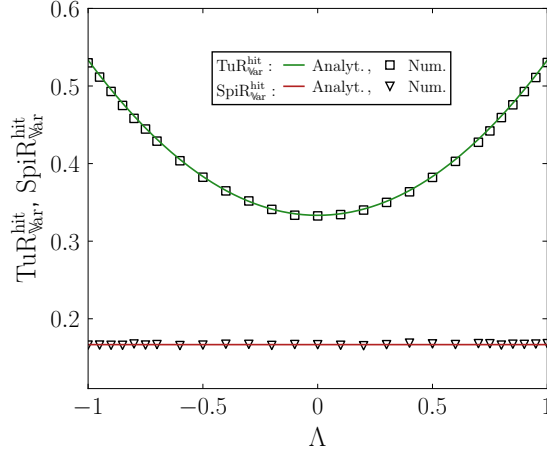


Figure 6: Analytical tumbling rate (green line) and spinning rate as a function of the particle shape parameter Λ for HIT case. Markers show results of numerical simulations. Simulations are performed with a number of particles $N_p = 10^5$, time step $\Delta t = 10^{-3}$, final time $T = 1000$, time scale parameter $\tau_\eta = 1$ and using as initial condition a uniform distribution on a sphere. Estimators (52) are computed with a step $h = 1$ and a time average from $t = 100$ to 1000.

4. Assessing the proposed model against ideal shear flow cases

In this section, the proposed splitting scheme for the SDE (15) is assessed in the case of a pure homogeneous shear flow case (HST). This case has been chosen since it allows to evaluate how the model captures the orientation of spheroids exposed to a simple shear flow without any boundary effects (which are out of the scope of the present paper).

4.1. Strong convergence

The aim of this section is to study the behaviour of the splitting scheme in the presence of a mean velocity gradient. Here, the focus is more on testing the coupling between the stochastic and deterministic parts than on analysing the convergence as it has been done before. Moreover, this case introduces additional difficulties because of the presence of deterministic drift terms (i.e. mean stretching and rotation). Indeed, an exact estimation for the moments is no longer accessible; from a numerical point of view, additional parameter such as the shear rate $\sigma = \langle \partial_2 U_{f,1} \rangle$ affects the convergence error. The total mean contribution of the velocity gradient is

$$\langle \mathbb{A} \rangle = \begin{pmatrix} 0 & \sigma & 0 \\ 0 & 0 & 0 \\ 0 & 0 & 0 \end{pmatrix} \quad (53)$$

and $\langle \boldsymbol{\omega} \rangle = (0, 0, \sigma)$. Here, we restrict ourself to assessing the strong error convergence by fixing $\tau_\eta = 1$ and considering two different values of the shear rate $\sigma = 0.5, 8$ for $\langle \mathbb{S} \rangle$ and $\langle \mathbb{O} \rangle$.

Figure 7 shows the strong error as a function of the time step Δt for the two values of σ . The first component p_1 is shown in Fig. 7a (p_2, p_3 have the same behaviour, not shown here). It can be seen that the strong error converges with a slope slightly greater than $\frac{1}{2}$ when $\Delta t < 10^{-2}$ for both values of σ . This could be explained by the use of high order schemes for the mean stretching together with an exact solution for the mean rotation; it means that the splitting scheme marginally mixes the different orders of convergence.

The magnitude of the error strongly depends on the values of the shear rate, but does not deviate significantly from the ones observed for the strong convergence in a HIT case (see Section 3.5), when Δt becomes sufficiently small. Similar observations can be made for tumbling $\phi_{\perp p,1}$ (see Fig. 7b) and spinning $\phi_{\parallel p}$ (see Fig. 7c). For these two quantities, the magnitude of the error does not increase significantly moving from $\sigma = 0.5$ to $\sigma = 8$.

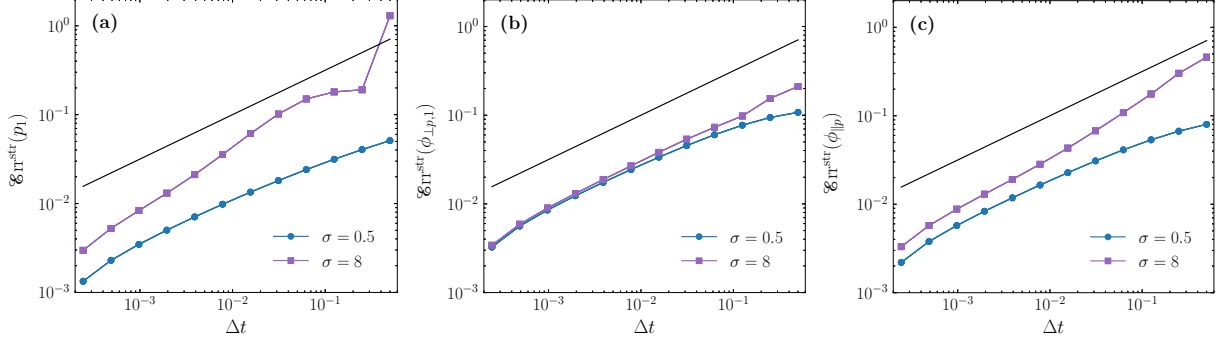


Figure 7: Splitting scheme in HST: Strong error ($\mathcal{E}_{\text{err}}^{\text{str}}$) of the splitting algorithm (for $\tau_\eta = 1$) against the time step Δt for two different values of shear parameter σ . In (a) the first component of \mathbf{p} , (b) the first component $\phi_{\perp p}$ of tumbling and (c) the spinning $\phi_{\parallel p}$. Black line indicates the slope $\frac{1}{2}$; the initial condition of particle orientation is $\mathbf{p}(0) = (1, 0, 0)$. Simulation performed with $N_p = 10^5$ particles and $T = 0.5$. The smallest Δt is 2^{-12} and reference trajectories are computed with $\Delta t = 2^{-13}$.

4.2. Impact of shear on the long-time equilibrium for the particle orientation PDF

Similarly to what has been described in Section 3.5, the asymptotic behaviour is analysed here in a HST flow.

For that purpose, we focus again on the marginal probability distribution function (PDF) expressed in spherical coordinates. In the case of a constant shear flow, an analytical solution for the stationary marginals PDFs of φ and ϑ is not available and only numerical results are reported here.

Figure 8 shows the evolution in time of the empirical marginal distributions $\mathcal{P}_\varphi(\varphi)$ (Fig. 8a) and $\mathcal{P}_\vartheta(\vartheta)$ (Fig. 8b) starting from an initial condition $\mathbf{p}(0) = (1, 0, 0)$. The different curves indicate different instants of time and are logarithmically spaced between $t = 0.1$ and $t = 50$. As time increases, the numerical PDF approaches again (from violet to yellow lines) the invariant marginal PDF. Compared to the HIT case, where the orientation at equilibrium is uniformly distributed on a sphere, the presence of a mean shear rate tends to align the vector \mathbf{p} along its direction, which corresponds here to $\varphi = \pi/2$ and $\vartheta = 0, \pi, 2\pi$. These two numerical experiments confirm the convergence of the scheme towards a unique invariant measure. Again, the convergence towards the invariant measure for the two marginal PDFs is exponentially fast as shown in the inset of Fig. 8 for ϕ (inset Fig. 8a) and θ (inset Fig. 8b).

4.3. Impact of shear on the tumbling and spinning rates

Inherent to the asymptotic behaviour of the numerical scheme, it is interesting to compute numerically quantities related to tumbling and spinning, as defined in (50), with estimators of the form (52).

In the HST case, we identify the drift part of the angles Eqs. (22) and (23)

$$(\mathbf{g}^\perp(\mathbf{p}), \mathbf{g}^\parallel(\mathbf{p})) = \left(\frac{1}{2}(\mathbf{1} - \mathbf{p}\mathbf{p}^\top) \langle \boldsymbol{\omega} \rangle + \Lambda \mathbf{p} \times \langle \mathbf{S} \rangle \mathbf{p}, \frac{1}{2} \mathbf{p} \cdot \langle \boldsymbol{\omega} \rangle \right),$$

to be

$$\mathbf{g}^\perp(\mathbf{p}) = \frac{1}{2} \sigma \begin{pmatrix} -(\Lambda - 1)p_1 p_3 \\ (\Lambda + 1)p_2 p_3 \\ (\Lambda - 1)p_1^2 - (\Lambda + 1)p_2^2 \end{pmatrix}, \quad (54)$$

$$\mathbf{g}^\parallel(\mathbf{p}) = \frac{1}{2} \sigma p_3.$$

When $\Lambda = 0$ (for spherical particle), the tumbling and spinning statistics (50) can be exactly computed within the model (see Appendix D). By symmetry argument $\mathbb{E}[p_3(t)] = 0$, and thus $\text{SpiR}_E^{\text{hst}} = 0$ for all σ values and all t . These are the only analytical results we computed exactly in HST cases.

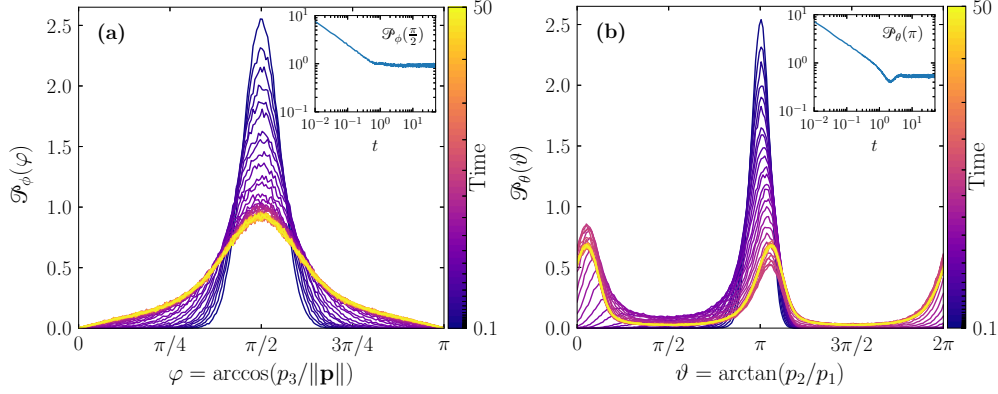


Figure 8: Evolution in time of marginal empirical PDF for the angles ϕ (a) and θ (b) for HST case with shear rate $\sigma = 8$. The different curves correspond to PDF at time instants spaced logarithmically between $t = 0.1$ and $t = 50$ and starting from a deterministic initial position $(1, 0, 0)$. Simulation performed with $N_p = 10^5$ particles, a time step $\Delta t = 10^{-2}$, a flow time scale parameter $\tau_\eta = 1$ and shape parameter $\Lambda = 1$. **Inset:** The evolution in time, from the first time step to $t = 50$, of the PDF value $\mathcal{P}_\phi(\frac{\pi}{2})$ displayed in log-log plot in (a). Same for $\mathcal{P}_\theta(\pi)$ reported in (b).

Nevertheless, using the ergodicity of the orientation process \mathbf{p} , and denoting \mathbf{p}_{Eq} the orientation distributed at equilibrium, we can extract a reliable long-time approximation, with the following computation: first

$$\frac{d}{dt} \left(\left\| \mathbb{E} \left[\int_0^t \mathbf{g}^\perp(\mathbf{p}(s)) ds \right] \right\|^2 \right)^{\frac{1}{2}} = \frac{\sum_i \mathbb{E} \left[\int_0^t g_i^\perp(\mathbf{p}(s)) ds \right] \mathbb{E} [g_i^\perp(\mathbf{p}(t))] }{\left(\left\| \mathbb{E} \left[\int_0^t \mathbf{g}^\perp(\mathbf{p}(s)) ds \right] \right\|^2 \right)^{\frac{1}{2}}}.$$

Taking the limit $t \rightarrow \infty$, $\mathbb{E} [g_i^\perp(\mathbf{p}(t))] \rightarrow \mathbb{E} [g_i^\perp(\mathbf{p}_{\text{Eq}})]$ and

$$\int_0^t \mathbf{g}^\perp(\mathbf{p}(s)) ds \simeq t \mathbb{E} [\mathbf{g}^\perp(\mathbf{p}_{\text{Eq}})],$$

leading to

$$\lim_{t \rightarrow \infty} \frac{d}{dt} \left(\left\| \mathbb{E} \left[\int_0^t \mathbf{g}^\perp(\mathbf{p}_s) ds \right] \right\|^2 \right)^{\frac{1}{2}} = \left(\sum_{i=1}^3 \mathbb{E} [g_i^\perp(\mathbf{p}_{\text{Eq}})]^2 \right)^{\frac{1}{2}}.$$

Second

$$\frac{d}{dt} \mathbb{E} \left[\left\| \int_0^t \mathbf{g}^\perp(\mathbf{p}_s) ds \right\|^2 \right] = 2 \sum_{i=1}^3 \mathbb{E} \left[\int_0^t g_i^\perp(\mathbf{p}(s)) g_i^\perp(\mathbf{p}(t)) ds \right].$$

nd, for a time T_{Eq} large enough such that the distribution of $\mathbf{p}(T_{\text{Eq}})$ approximates \mathbf{p}_{Eq} (which is happening exponentially fast), for the autocovariance

$$\mathcal{R}_{g_i^\perp}(\tau) = \mathbb{E} [g_i^\perp(\mathbf{p}(T_{\text{Eq}})) g_i^\perp(\mathbf{p}(T_{\text{Eq}} + \tau))] - \mathbb{E} [g_i^\perp(\mathbf{p}_{\text{Eq}})]^2,$$

we deduce from the ergodic property of \mathbf{p} that

$$\begin{aligned} \lim_{t \rightarrow \infty} 2 \sum_{i=1}^3 \mathbb{E} \left[\int_0^t g_i^\perp(\mathbf{p}(s)) g_i^\perp(\mathbf{p}(t)) ds \right] \\ \simeq 2 \sum_{i=1}^3 \int_t^\infty \mathcal{R}_{g_i^\perp}(\tau) d\tau + t \mathbb{E} [g_i^\perp(\mathbf{p}_{\text{Eq}})]^2. \end{aligned}$$

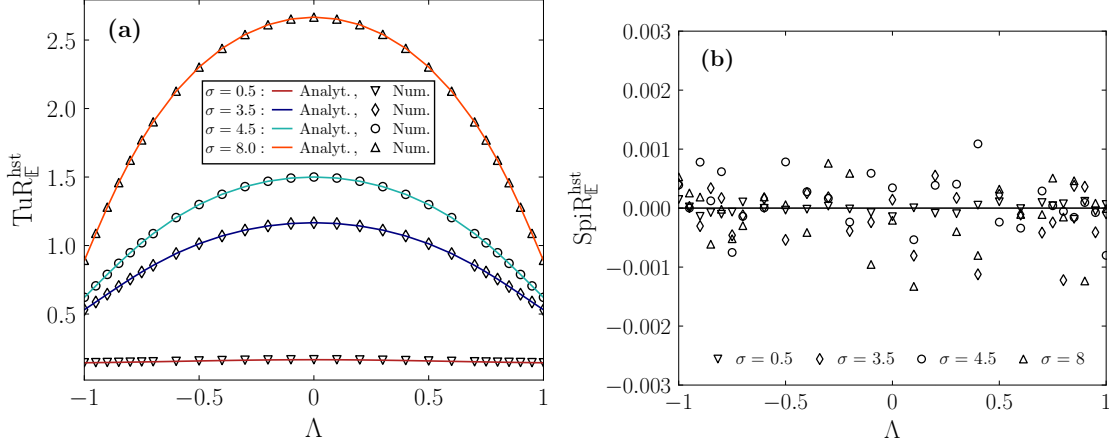


Figure 9: The mean tumbling rate in (a) and spinning rate in (b) as a function of the particle shape parameter Λ in HST for different values of the shear rate parameter σ (as in legend). Markers show results of numerical estimators such as (52). Semi-analytical Eq. (55) (lines in (a)) and analytical result (black line in (b)). Simulations are performed with a number of particles $N_p = 10^5$, time step $\Delta t = 10^{-3}$, final time $T = 1000$, time scale parameter $\tau_\eta = 1$ and using as initial condition a uniform distribution on a sphere.

Following the same technique to get a semi-analytical expression for the norm squared of the parallel projection $\phi_{\parallel p}$, we finally get some long-time statistical expressions summarised as

$$\text{TuR}_E^{\text{hst}}(\infty) = \|\mathbb{E}[\mathbf{g}^\perp(\mathbf{p}_{E_q})]\|^2 \quad (55)$$

$$\text{TuR}_{\text{Var}}^{\text{hst}}(\infty) = 2 \sum_{i=1}^3 \int_{T_{E_q}}^{\infty} \mathcal{R}_{g_i^\perp}(\tau) d\tau + \text{TuR}_{\text{Var}}^{\text{hit}} \quad (56)$$

$$\text{SpiR}_{\text{Var}}^{\text{hst}}(\infty) = \int_{T_{E_q}}^{\infty} \mathbb{E}[g^\parallel(\mathbf{p}(T_{E_q})) g^\parallel(\mathbf{p}(T_{E_q} + \tau))] d\tau + \text{SpiR}_{\text{Var}}^{\text{hit}}. \quad (57)$$

These semi-analytical expressions are used as diagnostic tools for the numerical scheme. The numerical parameters are the same as those used in the HIT case (see Section 3.5), i.e. final time $T = 1000$. In addition, we compute dedicated estimators for (55), (56), (57) to compare with the direct estimators for statistics in (50) and similar to (52), using $t_0 = T_{E_q} = 100$.

Figure 9a shows the mean tumbling rate and Fig. 9b the mean spinning rate as a function of the particle shape parameter Λ . Numerical results (markers) are compared to semi-analytical results (lines) and the analytical result (black line). Four different values of the shear rate parameter σ are used (in legend). It can be seen that both TuR_E and SpiR_E evaluated numerically match with their semi-analytical/analytical values. The maximum of the error between these two approaches can be observed in Fig. 9b. It shows that the maximum of the error passes from order 2×10^{-3} for $\sigma = 8$ to 10^{-4} for $\sigma = 0.5$. Thus, the error values increase with σ , which is reasonable compared to strong convergence results. For Fig. 9a, a similar behaviour is observed.

Figure 10 presents numerical results (in markers) and semi-analytical solutions (in lines) as a function of the particle shape parameter Λ , for different values of the shear rate σ (in legend). The variance of the tumbling rate (resp. spinning rate) is displayed in Fig. 10a (resp. in Fig. 10b). Various conclusions can be drawn from these numerical experiments:

First, regarding the spinning rate, numerical results are in good agreement for all values of the particle aspect ratio Λ . In addition, the maximum relative error is about 0.5%, and it is measured for the spherical particles ($\Lambda = 0$). This demonstrates that the unfolded statistics of the spinning rate are well reproduced by the numerical splitting scheme.

Second, regarding the tumbling rate, comparison between numerical and semi-analytical results show that a good agreement is obtained for small values of the shape parameter Λ . Nevertheless, we notice that the numerical results differ for the flattest disks ($\Lambda \rightarrow -1$) and equivalently for long rods ($\Lambda \rightarrow 1$), in particular for large values of σ .

A possible source of bias could be the computation of the semi-analytical results for the tumbling. In fact, it leads to evaluate integral correlations of several components, such as $\mathcal{R}_{p_1 p_3}(\tau)$, $\mathcal{R}_{p_2 p_3}(\tau)$, $\mathcal{R}_{p_1^2}(\tau)$, $\mathcal{R}_{p_2^2}(\tau)$ and $\mathcal{R}_{p_1 p_2}(\tau)$. It is a numerically difficult task, more difficult than directly computing $\text{TuR}_{\text{Var}}^{\text{lst}}$. As a reason for this, we can suggest that high-order moments need to be computed. In comparison with the spinning rates where only second order moments are needed, for tumbling rates fourth order moments are required. In addition, the spinning only involves p_3 , while the tumbling gathers contributions from all components of \mathbf{p} .

In perspective, other methods of analysis may be used to compute these complex covariance terms, such as PDE methods.

Nevertheless, these results confirm that the present scheme already properly captures most of the long-time behaviour for spheroidal particles exposed to a constant shear (including the orientation, the spinning and tumbling rates).

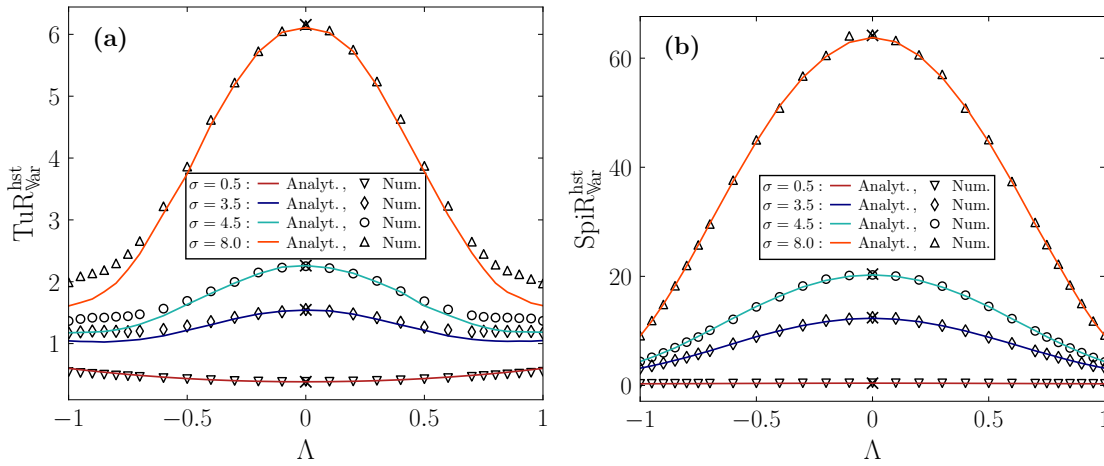


Figure 10: The variance of tumbling rate in (a) and spinning rate in (b) as a function of the particle shape parameter Λ in HST for different values of the shear rate parameter σ (as in legend). Markers show results of numerical simulations in HST. Black cross markers are the analytical results obtained for the case of sphere ($\Lambda = 0$) (see Appendix D). Semi-analytical tumbling rate in Eq. (56) (lines) and semi-analytical spinning rate in Eq. (57) (lines) are reported. Simulations are performed with a number of particles $N_p = 10^5$, time step $\Delta t = 10^{-3}$, final time $T = 1000$, time scale parameter $\tau_\eta = 1$ and using as initial condition a uniform distribution on a sphere.

5. Conclusion and perspectives

In this paper, a new Lagrangian stochastic model for the orientation of spheroids in 3D turbulent flows has been proposed. In particular, this model draws on a recent study for the orientation of elongated particle in 2D turbulence [40]. The extension to 3D cases has been developed in the context of hybrid formulations that are typically used in CFD software, whereby a finite-volume solver for the fluid phase (here based on a RANS turbulence model) is coupled to a tracking module (here a Lagrangian stochastic method). The present model proposes to track the orientation \mathbf{p} of a spheroid using a stochastic Jeffery equation. In addition, a

new formulation has been suggested to derive information about the rotation statistics (namely the tumbling and spinning rates) even when relying on the present SDE for the time-evolution of the spheroid orientation.

A specific numerical method has then been designed and implemented in an existing CFD software. The algorithm is based on a semi-implicit splitting method, which includes four different sub-parts: the first two contributions correspond to the deterministic stretching and rotation related to the mean velocity gradient, while the others two contributions are represented by the stochastic Brownian stretching and Brownian rotation due to fluctuations in the velocity gradient. In particular, a semi-implicit scheme for the Brownian rotation sub-part has been developed by adapting the deterministic quaternion dynamics to the stochastic case. This allowed to find a convergent scheme avoiding to introduce more intricate numerical methods.

The numerical method has been analysed in simple flow cases. First, the semi-implicit splitting method has been proven to be mean-square convergent of order 1/2 and weakly convergent of order 1. Second, we showed that, in contrast with classical Euler–Maruyama type methods, the proposed splitting method is able to preserve the geometric features of the SDE under study (namely, the non-extensibility constraint, i.e. that the orientation vector should lie on a manifold $SO(3)$). This makes our scheme applicable at reasonable computational costs. Further, we pointed out that our method is stable on long times, which is a highly valuable feature for applications in realistic cases. Third, the statistics of tumbling and spinning rates were evaluated: numerical results showed that the model is able to reproduce the analytical solution obtained in the case of homogeneous isotropic turbulence. Fourth, the numerical scheme was assessed in the case of a homogeneous shear flow. This case confirmed the effectiveness of the numerical scheme for the study of spheroid orientation in turbulent flows.

These promising results open the way for a number of improvements that will be addressed in future studies. First, the numerical scheme for each sub-part of the splitting scheme can be revisited relying on a formulation based on quaternions for all of them. Although more complex to handle, the interest of quaternion formulations is that they naturally ensure that the norm of the orientation is conserved. This would lead to a more advanced numerical method. Second, new developments are foreseen regarding the physical model itself. This includes a refined stochastic model for the translational dynamics, which could provide a more accurate coupling between the translational and rotational dynamics of spheroids. In addition, the model can be extended to treat the case of inertial particles, especially to include inertia effects in the SDE for the spheroid orientation. Last but not least, another avenue for advancements is to apply this model to more complex cases, especially to wall-bounded turbulence like channel flows. This would require to extend the model to include boundary effect. Furthermore, the statistics for tumbling and spinning rates would become much more complex to handle than in the idealised flows considered here. In fact, these statistics would depend on the distance to the boundary (due to the anisotropy of the flow). As a result, the statistics on tumbling or spinning rates should be conditioned on the starting/arriving position of spheroids, which would lead to more intricate analysis.

Acknowledgement

We acknowledge Jérémie Bec, Martin Ferrand and Jean Pierre Minier for useful and constructive discussions on the model validation.

The authors are grateful to the OPAL infrastructure from Université Côte d’Azur and Inria Sophia Antipolis - Méditerranée ”NEF” computation platform for providing resources and support.

Appendix A. Isotropic tensor for the velocity gradient’s fluctuation

As identified in (10), the general form of the effective correlation tensor \mathcal{C}_{ijkl} is strongly simplified by discarding the cumulative in time effects of the velocity gradient fluctuations $\partial_j u'_{f,i}$ and, considering instead its equal-time covariance matrix:

$$\mathcal{C}_{ijkl} = \tau_1 \langle \partial_j u'_{f,i}(0) \partial_l u'_{f,k}(0) \rangle. \quad (\text{A.1})$$

The latter expression is weighted by the Lagrangian integral time scale of the velocity gradient fluctuations $\tau_1 = \max(\tau_1^{ijkl})$, since the correlation in (10) is originally for the integral of velocity gradient fluctuations (see

[40] for more details). The expression of the single-time second order tensor function $\langle \partial_j u'_{f,i}(0) \partial_l u'_{f,k}(0) \rangle$ can be obtained imposing incompressibility (trace-free), homogeneous, and general isotropic form [60]:

$$\langle \partial_j u'_{f,i}(0) \partial_l u'_{f,k}(0) \rangle = \frac{1}{30} \frac{\varepsilon}{\nu} (4\delta_{ik}\delta_{jl} - \delta_{ij}\delta_{kl} - \delta_{il}\delta_{jk}). \quad (\text{A.2})$$

This expression depends only on the correlation time scale of the velocity gradient tensor, $\varepsilon/\nu = \tau_\eta^{-2}$. Finally \mathcal{C}_{ijkl} is recovered from (A.1) and (A.2) with

$$2\mathcal{C}_{ijkl} = \frac{1}{15} \frac{\alpha}{\tau_\eta} (4\delta_{ik}\delta_{jl} - \delta_{ij}\delta_{kl} - \delta_{il}\delta_{jk}).$$

The parameter $\alpha = \tau_I/\tau_\eta$ is often interpreted as a Kubo number and links the instantaneous properties of the flow (entailed in τ_η) to the long-term effect of gradients that the noise with correlations \mathcal{C}_{ijkl} is expected to reproduce. In the ideal cases considered in this paper, we set $\alpha = 1$, making vary in our numerical tests only the value of τ_η or equivalently ε . It remains to solve $\mathcal{D}_{ijmn}\mathcal{D}_{klmn} = 2\mathcal{C}_{ijkl}$. Using the general isotropic form $\mathcal{D}_{ijkl} = d_1\delta_{ik}\delta_{jl} + d_2\delta_{ij}\delta_{kl} + d_3\delta_{il}\delta_{jk}$, the tensor contractions yield to the following system

$$\begin{aligned} \frac{4}{15} \frac{\varepsilon}{\nu} &= d_1^2 + d_3^2, \\ -\frac{1}{15} \frac{\varepsilon}{\nu} &= 2d_2d_1 + 3d_2^2 + 2d_2d_3, \\ -\frac{1}{15} \frac{\varepsilon}{\nu} &= 2d_1d_3, \end{aligned}$$

which is solved in

$$\mathcal{D}_{ijkl} = \frac{1}{2} \left(\sqrt{\frac{1}{5\tau_\eta}} + \sqrt{\frac{1}{3\tau_\eta}} \right) \delta_{ik}\delta_{jl} - \frac{1}{3} \sqrt{\frac{1}{5\tau_\eta}} \delta_{ij}\delta_{kl} + \frac{1}{2} \left(\sqrt{\frac{1}{5\tau_\eta}} - \sqrt{\frac{1}{3\tau_\eta}} \right) \delta_{il}\delta_{jk}. \quad (\text{A.3})$$

Appendix B. Stochastic diffusion in the model

We detail the computation of the fluctuations contribution in Eq. (12), knowing the \mathcal{D}_{ijkl} from Appendix A. We further compute the Stratonovich to Itô drift term for the elongation SDE.

Considering the noise part of Eq. (9) together with (A.3), we have

$$\mathcal{D}_{ijkl}\mathbb{W}_{kl} = d_1\delta_{ij}\mathbb{W}_{\ell\ell} + \begin{pmatrix} (d_2 + d_3)\mathbb{W}_{11} & d_2\mathbb{W}_{12} + d_3\mathbb{W}_{21} & d_2\mathbb{W}_{13} + d_3\mathbb{W}_{31} \\ d_2\mathbb{W}_{21} + d_3\mathbb{W}_{12} & (d_2 + d_3)\mathbb{W}_{22} & d_2\mathbb{W}_{23} + d_3\mathbb{W}_{32} \\ d_2\mathbb{W}_{31} + d_3\mathbb{W}_{13} & d_2\mathbb{W}_{32} + d_3\mathbb{W}_{23} & (d_2 + d_3)\mathbb{W}_{33} \end{pmatrix} \quad (\text{B.1})$$

and we easily identify

$$\begin{aligned} \mathcal{D}_{ijkl}\mathbb{W}_{kl}^a &= (d_2 - d_3)\mathbb{W}_{ij}^a = \nu_a \mathbb{W}_{ij}^a \\ \mathcal{D}_{ijkl}\mathbb{W}_{kl}^s &= (d_2 + d_3)\mathbb{W}_{ij}^s + d_1\delta_{ij}\mathbb{W}_{\ell\ell} = \nu_s (\mathbb{W}_{ij}^s - \frac{1}{3}\text{Tr}(\mathbb{W})\delta_{ij}) \\ \text{with } \nu_s &= \sqrt{\frac{1}{5}\tau_\eta} = \frac{1}{\sqrt{5}} \left(\frac{\nu}{\varepsilon} \right)^{\frac{1}{4}} \quad \text{and } \nu_a = \sqrt{\frac{1}{3}\tau_\eta} = \frac{1}{\sqrt{3}} \left(\frac{\nu}{\varepsilon} \right)^{\frac{1}{4}}. \end{aligned}$$

To compute the orientation model in its Itô form, we rewrite first the Stratonovich diffusion term as a 3×9 matrix against the 9d standard Brownian motion \mathbf{W} which maps $\mathbb{W}_t^{mn} = W_t^{3(m-1)+n}$:

$$\mathbf{W} := (\mathbb{W}_{11}, \mathbb{W}_{12}, \mathbb{W}_{13}, \mathbb{W}_{21}, \mathbb{W}_{22}, \mathbb{W}_{23}, \mathbb{W}_{31}, \mathbb{W}_{32}, \mathbb{W}_{33})^\top,$$

and such that

$$\begin{aligned} &(\mathcal{D}_{ijkl}\partial\mathbb{W}_{kl})^a r_j + \Lambda (\mathcal{D}_{ijkl}\partial\mathbb{W}_{kl})^s r_j \\ &= \nu_a \partial\mathbb{W}_{ij}^a r_j + \Lambda \nu_s (\partial\mathbb{W}_{ij}^s - \frac{1}{3}\text{Tr}(\partial\mathbb{W})\delta_{ij}r_j) = (\mathbb{F}_{ik}^a(\mathbf{r}) + \Lambda \mathbb{F}_{ik}^s(\mathbf{r})) \partial\mathbf{W}_k \end{aligned} \quad (\text{B.2})$$

where we identify

$$\mathbb{F}^a(\mathbf{r}) = \frac{\nu_a}{2} \begin{pmatrix} 0 & r_2 & r_3 & -r_2 & 0 & 0 & -r_3 & 0 & 0 \\ 0 & -r_1 & 0 & r_1 & 0 & r_3 & 0 & -r_3 & 0 \\ 0 & 0 & -r_1 & 0 & 0 & -r_2 & r_1 & r_2 & 0 \end{pmatrix},$$

and $\mathbb{F}^s = \bar{\mathbb{F}}^s - \tilde{\mathbb{F}}^s$, with

$$\bar{\mathbb{F}}^s(\mathbf{r}) = \frac{\nu_s}{2} \begin{pmatrix} 2r_1 & r_2 & r_3 & r_2 & 0 & 0 & r_3 & 0 & 0 \\ 0 & r_1 & 0 & r_1 & 2r_2 & r_3 & 0 & r_3 & 0 \\ 0 & 0 & r_1 & 0 & 0 & r_2 & r_1 & r_2 & 2r_3 \end{pmatrix}, \quad \tilde{\mathbb{F}}^s(\mathbf{r}) = \frac{\nu_s}{3} \begin{pmatrix} r_1 & 0 & 0 & 0 & r_1 & 0 & 0 & 0 & r_1 \\ r_2 & 0 & 0 & 0 & r_2 & 0 & 0 & 0 & r_2 \\ r_3 & 0 & 0 & 0 & r_3 & 0 & 0 & 0 & r_3 \end{pmatrix}$$

We apply the conversion rule from Stratonovich to Itô integrals (see e.g. [61]) on the stochastic term

$$\mathbb{F}_{ik}(\mathbf{r}(t)) \partial W_k = \mathbb{F}_{ik}(\mathbf{r}(t)) dW_k + \frac{1}{2} \mathbb{F}_{jk}(\mathbf{r}(t)) \frac{\partial \mathbb{F}_{ik}}{\partial r_j}(\mathbf{r}(t)) dt,$$

where $\mathbb{F}(\mathbf{r}) = \mathbb{F}^a(\mathbf{r}) + \Lambda \mathbb{F}^s(\mathbf{r})$. We further identify the additional Itô term for the i th component as

$$\frac{1}{2} \mathbb{F}_{jk}(\mathbf{r}) \frac{\partial \mathbb{F}_{ik}}{\partial r_j}(\mathbf{r}) = (\Lambda^2 \frac{5}{6} \nu_s^2 - \frac{1}{2} \nu_a^2) r_i.$$

In this way, Eq. (12) rewritten in the Itô convention is,

$$\begin{aligned} dr_i(t) = & (\langle \mathbb{O}_{ij} \rangle + \Lambda \langle \mathbb{S}_{ij} \rangle + (\Lambda^2 \frac{5}{6} \nu_s^2 - \frac{1}{2} \nu_a^2) \delta_{ij}) r_j(t) dt \\ & + (\mathbb{F}_{ik}^\top(\mathbf{r}(t)) + \Lambda \mathbb{F}_{ik}^\top(\mathbf{r}(t))) dW_k. \end{aligned} \quad (\text{B.4})$$

This linear SDE is well posed and admits a strong solution at any time, with pathwise uniqueness (see e.g. [56]).

Appendix C. Itô's Lemma for the orientation

The SDE (B.4) for the separation \mathbf{r} shortly rewrites

$$d\mathbf{r}(t) = \boldsymbol{\mu}(t) \mathbf{r}(t) dt + \mathbb{F}(\mathbf{r}(t)) d\mathbf{W}_t \quad (\text{C.1})$$

with $\boldsymbol{\mu}(t) = \langle \mathbb{O} \rangle + \Lambda \langle \mathbb{S} \rangle + (\Lambda^2 \frac{5}{6} \nu_s^2 - \frac{1}{2} \nu_a^2) \mathbb{1}$.

In order to derive the stochastic version of Jeffery equation (14), we apply the Itô's lemma on the renormalization function (or projection function on the sphere) $q \mapsto \mathbf{p} = F(\mathbf{r}) = \frac{1}{\|\mathbf{r}\|} (r_1, r_2, r_3)^\top$ applied to the solution of SDE (B.4) getting

$$d\mathbf{p}(t) = \left(\mathbf{J}_F(\mathbf{r}(t)) \boldsymbol{\mu}(t) \mathbf{r}(t) + \mathbf{h}_{\text{Tr}}(\mathbf{r}(t)) \right) dt + \mathbf{J}_F(\mathbf{r}(t)) \mathbb{F}(\mathbf{r}(t)) d\mathbf{W}_t \quad (\text{C.2})$$

where $\mathbf{J}_F(\mathbf{r})$ is the Jacobian matrix of the renormalization

$$\mathbf{J}_F(\mathbf{r}) = \|\mathbf{r}\|^{-1} \mathbb{1} - \|\mathbf{r}\|^{-3} \Sigma(\mathbf{r}),$$

with $\Sigma(\mathbf{r}) = \mathbf{r} \mathbf{r}^\top$, and $\mathbf{h}_{\text{Tr}}(\mathbf{r})$ denotes the additional Itô term obtained from its Hessians

$$\mathbf{h}_{\text{Tr}}(\mathbf{r}) = \frac{1}{2} (\text{Tr}[\mathbb{F}^\top \text{Hess}[F_i](\mathbf{r}) \mathbb{F}(\mathbf{r})], i)^\top.$$

The diffusion matrix in (C.2). We observe that $\Sigma(\mathbf{r}) \mathbb{F}^a(\mathbf{r}) = 0$ and then

$$\mathbf{J}_F(\mathbf{r}) \mathbb{F}^a(\mathbf{r}) = \mathbb{F}^a(F(\mathbf{r})) = \mathbb{F}^a(\mathbf{p}),$$

which translates the fact that rotation preserves the projection onto the unit sphere. The diffusion in (C.2) writes

$$\mathbf{J}_F(\mathbf{r}) \mathbb{F}(\mathbf{r}) = \mathbb{F}^a(\mathbf{p}) + \Lambda \mathbf{J}_F(\mathbf{r}) \mathbb{F}^s(\mathbf{r}).$$

We observe next that $\mathbf{J}_F(\mathbf{r})\bar{\Gamma}^s(\mathbf{r}) = 0$, and

$$\mathbf{J}_F(\mathbf{r})\bar{\Gamma}^s(\mathbf{r}) = \bar{\Gamma}^s(\mathbf{p}) - \nu_s B(\mathbf{p}), \quad \text{with}$$

$$B(\mathbf{p}) = \begin{bmatrix} p_1^3 & p_1^2 p_2 & p_1^2 p_3 & p_1^2 p_2 & p_1 p_2^2 & p_1 p_2 p_3 & p_1^2 p_3 & p_1 p_2 p_3 & p_1 p_3^2 \\ p_1^2 p_2 & p_2^2 p_1 & p_1 p_2 p_3 & p_1 p_2^2 & p_2^3 & p_2^2 p_3 & p_1 p_2 p_3 & p_2^2 p_3 & p_2 p_3^2 \\ p_1^2 p_3 & p_1 p_2 p_3 & p_1 p_3^2 & p_1 p_2 p_3 & p_2^2 p_3 & p_2 p_3^2 & p_1 p_3^2 & p_2 p_3^2 & p_3^3 \end{bmatrix}.$$

So, introducing the matrix B above, we recognize the diffusion in (C.2) with Brownian motions \mathbf{W} (or \mathbb{W} considering (B.2)), to be

$$\begin{aligned} \mathbf{J}_F(\mathbf{r})\bar{\Gamma}^s(\mathbf{r})d\mathbf{W}_t &= (\bar{\Gamma}^a(\mathbf{p}) + \Lambda\bar{\Gamma}^s(\mathbf{p}) - \nu_s \Lambda B(\mathbf{p}))d\mathbf{W}_t \\ &= \nu_a d\mathbb{W}_t^a \mathbf{p} + \Lambda \nu_s d\mathbb{W}_t^s \mathbf{p} - \Lambda \nu_s (\mathbf{p}^\top d\mathbb{W}_t^s \mathbf{p}) \mathbf{p}. \end{aligned}$$

The Itô term in (C.2). It remains to compute $\mathbf{h}_{\text{Tr}}(\mathbf{r})$ by identifying

$$\text{Hess}[F_k]_{ij} = -\|\mathbf{r}\|^{-3}(r_j \delta_{ik} + r_k \delta_{ij} + r_i \delta_{kj}) + 3\|\mathbf{r}\|^{-5} r_i r_j r_k,$$

and (C.2) rewrites as

$$\begin{aligned} dp_i(t) &= \langle \mathbb{O}_{ij} \rangle p_j + \Lambda (\langle \mathbb{S}_{ij} \rangle) p_j - p_i p_k \langle \mathbb{S}_{kl} \rangle p_l \\ &\quad - \frac{\nu_s^2}{2} \Lambda^2 p_i dt + \nu_s \Lambda (d\mathbb{W}_{ij}^s p_j - p_i p_k d\mathbb{W}_{kl}^s p_l) \\ &\quad - \frac{\nu_a^2}{2} p_i dt + \nu_a d\mathbb{W}_{ij}^a p_j, \end{aligned} \tag{C.3}$$

which is the component-by-component version of (14).

Appendix D. Stochastic Tumbling and Spinning

We first detail the computation of the tumbling and spinning rates in Eq. (51) in the HIT flow case. Eqs. (22)-(23) become

$$\begin{aligned} \phi_{\perp p}(t) &= \frac{1}{2} \nu_a \int_0^t (\mathbb{1} - \mathbf{p}\mathbf{p}^\top) d\mathbf{w}_s^a + \nu_s \Lambda \int_0^t \mathbf{p} \times d\mathbb{W}_s^s \mathbf{p}, \\ \phi_{\parallel p}(t) &= \frac{1}{2} \nu_a \int_0^t \mathbf{p} \cdot d\mathbf{w}_s^a. \end{aligned} \tag{D.1}$$

From the martingale property of the Itô integral, we immediately deduce that $\mathbb{E}[\phi_{\perp p}(t)] = 0$ and $\mathbb{E}[\phi_{\parallel p}(t)] = 0$. To compute the expectation of the norm squared of $\phi_{\perp p}$ and $\phi_{\parallel p}$, we need to apply the Itô isometry for the stochastic integrals appearing in the right-hand side of (D.1).

The Itô isometry [61] is the following property: if $(\mathbf{B}_t, t \geq 0)$ is a standard n -dimensional Brownian motion and $(\mathbf{M}_t, t \geq 0)$ is a matrix- $\mathbb{R}^{d \times n}$ -valued stochastic process (adapted to the natural filtration of the Brownian motion), then

$$\mathbb{E}[\|\int_0^t \mathbf{M}_s d\mathbf{B}_s\|^2] = \mathbb{E}[\int_0^t \|\mathbf{M}_s\|_{\mathbb{F}}^2 ds],$$

where the norm $\|\cdot\|_{\mathbb{F}}$ denotes the Frobenius norm for matrix. With the standard 9d Brownian vector \mathbf{W} defined in Appendix B, with the matrix process \mathbf{M} defined below, the expectation of the norm squared for $\phi_{\perp p}$ can be written as,

$$\begin{aligned} \mathbb{E}[\|\phi_{\perp p}(t)\|^2] &= \mathbb{E}[\|\int_0^t (\frac{1}{2} \nu_a (\mathbb{1} - \mathbf{p}\mathbf{p}^\top) d\mathbf{w}_s^a + \nu_s \Lambda \mathbf{p} \times d\mathbb{W}_s^s \mathbf{p})\|^2] \\ &= \mathbb{E}[\|\int_0^t \mathbf{M}_s d\mathbf{W}_s\|^2] = \mathbb{E}[\int_0^t \|\mathbf{M}_s\|_{\mathbb{F}}^2 ds] = (\nu_a^2 + \nu_s^2 \Lambda^2) t. \end{aligned}$$

From which we deduce that $\text{TuR}_{\text{var}}^{\text{hit}} = \nu_a^2 + \nu_s^2 \Lambda^2$ for all time. To ease the identification of the 3×9 matrix \mathbf{M} , we define it by blocks of 3 by 3 matrices:

$$\mathbf{M}_{1:3,1:9} = \frac{1}{2} (\mathbf{M}_{1:3,1:3} \mathbf{M}_{1:3,4:6} \mathbf{M}_{1:3,7:9})$$

with, using the cross notation (30), using $\ell^\pm = \nu_a \pm \Lambda \nu_s$,

$$\begin{aligned}\mathbf{M}_{1:3,1:3} &= \begin{pmatrix} 0 & \ell^- p_1 p_3 & -\ell^- p_1 p_2 \\ 2\Lambda \nu_s p_1 p_3 & \ell^+ p_2 p_3 & \ell^+ p_3^2 \\ -2\Lambda \nu_s p_1 p_2 & -\ell^+ p_2^2 & -\ell^+ p_2 p_3 \end{pmatrix} - \ell^- p_1^2 \begin{bmatrix} 1 \\ 0 \\ 0 \end{bmatrix} \times \\ \mathbf{M}_{1:3,4:6} &= \begin{pmatrix} -\ell^+ p_1 p_3 & -2\Lambda \nu_s p_2 p_3 & -\ell^+ p_3^2 \\ -\ell^- p_2 p_3 & 0 & \ell^- p_1 p_2 p_3 \\ \ell^+ p_1^2 & 2\Lambda \nu_s p_1 p_2 & \ell^+ p_1 p_3 \end{pmatrix} - \ell^- p_2^2 \begin{bmatrix} 0 \\ 1 \\ 0 \end{bmatrix} \times \\ \mathbf{M}_{1:3,7:9} &= \begin{pmatrix} \ell^+ p_1 p_2 & \ell^+ p_2^2 & 2\Lambda \nu_s p_2 p_3 \\ -\ell^- p_1^2 & -\ell^+ p_1 p_2 & -2\Lambda \nu_s p_1 p_3 \\ \ell^- p_2 p_3 & -\ell^- p_1 p_3 & 0 \end{pmatrix} - \ell^- p_3^2 \begin{bmatrix} 0 \\ 0 \\ 1 \end{bmatrix} \times\end{aligned}$$

With the same technique, we compute the expectation of the norm squared for $\phi_{\parallel p}$:

$$\mathbb{E}[\phi_{\parallel p}(t)]^2 = \mathbb{E}\left[\int_0^t \frac{1}{2} \nu_a \mathbf{p} \cdot d\mathbf{w}^\alpha\right]^2 = \frac{1}{2} \nu_a^2 \mathbb{E}\left[\int_0^t \|\mathbf{p}\|_x^2 ds\right] = \frac{1}{2} \nu_a^2 t,$$

since \mathbf{p} has unitary norm and considering the explicit form of \mathbf{w}^α in (20). From this, we can deduce that $\text{SpiR}_{\text{var}}^{\text{hit}} = \frac{1}{2} \nu_a^2$ for all time.

In the HTS case, the possibility to derive analytic formula in the model is much more limited. In the case $\Lambda = 0$ (particle with a sphere shape), with the help of (54), the drifts in Eqs. (22)-(23) become

$$\mathbf{g}^\perp(\mathbf{p}) = \frac{1}{2} \sigma (p_1 p_3, p_2 p_3, p_3^2 - 1)^\top, \quad \mathbf{g}^\parallel(\mathbf{p}) = \frac{1}{2} \sigma p_3. \quad (\text{D.2})$$

and

$$\begin{aligned}d\phi_{\perp p}(t) &= \mathbf{g}^\perp(\mathbf{p}) + \frac{1}{2} \nu_a (\mathbb{1} - \mathbf{p}\mathbf{p}^\top) d\mathbf{w}^\alpha \\ d\phi_{\parallel p}(t) &= \frac{1}{2} \sigma p_3 dt + \frac{1}{2} \nu_a \mathbf{p} \cdot d\mathbf{w}^\alpha.\end{aligned}$$

The computation of statistics such as (55) relies on the computation of cross time second order terms such as $\mathbb{E}[p_i(t)p_j(t)p_i(s)p_j(s)]$. But, except in the Itô integrals involved in (14), with $\Lambda = 0$, the structure of the orientation equation (14) is linear, leading to a linear system that can be solved explicitly, after taking the expectation in

$$\begin{aligned}d(p_3^2(s)p_3^2(t)) &= \frac{\nu_a^2}{2} (p_3^2(s) - 3(p_3^2(s)p_3^2(t)))dt + \text{Itô integral} \\ dp_1 p_3(t) &= \frac{\sigma}{2} p_2 p_3(t)dt - \frac{3}{2} \nu_a^2 p_1 p_3(t)dt + \text{Itô integral}, \\ dp_2 p_3(t) &= -\frac{\sigma}{2} p_1 p_3(t)dt - \frac{3}{2} \nu_a^2 p_2 p_3(t)dt + \text{Itô integral} \\ d(p_1 p_3(s)p_1 p_3(t)) &= \frac{\sigma}{2} p_1 p_3(s)p_2 p_3(t)dt - \frac{3}{2} \nu_a^2 p_1 p_3(s)p_1 p_3(t)dt + \text{Itô integral}, \\ d(p_2 p_3(s)p_2 p_3(t)) &= -\frac{\sigma}{2} p_2 p_3(s)p_1 p_3(t)dt - \frac{3}{2} \nu_a^2 p_2 p_3(s)p_2 p_3(t)dt + \text{Itô integral}.\end{aligned}$$

We refer to [62] for the detailed computation and we jump to its conclusion

$$\begin{aligned}\text{SpiR}_{\text{var}}^{\text{hst}}|_{\{\Lambda=0\}}(\infty) &= \frac{1}{3} \frac{\sigma^2}{\nu_a^2} + \frac{1}{2} \nu_a^2, \\ \text{TuR}_{\text{var}}^{\text{hst}}|_{\{\Lambda=0\}}(\infty) &= \frac{2}{5} \sigma^2 \left(\frac{\nu_a^2}{\sigma^2 + 9\nu_a^2} \right) + \frac{2}{27} \nu_a^{-2} + \nu_a^2.\end{aligned}$$

Appendix E. Moments' equation

Considering the SDE (C.3) in the absence of a mean contribution

$$\begin{aligned}dp_i(t) &= -\frac{1}{2} (\nu_s^2 \Lambda^2 + \nu_a^2) p_i dt \\ &\quad + \nu_s \Lambda (d\mathbb{W}_{ij}^s p_j - p_i p_k d\mathbb{W}_{ki}^s p_l) + \nu_a d\mathbb{W}_{ij}^\alpha p_j,\end{aligned} \quad (\text{E.1})$$

denoting $\kappa = \nu_s^2 \Lambda^2 + \nu_a^2$, and taking expectation in both sides, we get immediately

$$\frac{d}{dt} \mathbb{E}[p_i](t) = -\frac{1}{2} \kappa \mathbb{E}[p_i], \quad \text{or } \mathbb{E}[p_i](t) = \mathbb{E}[p_i](0) e^{-\frac{\kappa}{2} t}.$$

Second or three order moments computation require to apply the Itô's lemma in 3D to the function $\mathbf{p} \mapsto p_i p_j, p_i^3$. The application of the formula is a simple calculation, but it takes up space. We will not detail it here to avoid being too long and we refer to [62]. Then, computing the expectation, we get

$$\frac{d}{dt} \mathbb{E}[p_i p_j](t) = \frac{1}{2} \kappa (\delta_{ij} - 3 \mathbb{E}[p_i p_j](t)) \quad (\text{E.2})$$

$$\frac{d}{dt} \mathbb{E}[p_i^3](t) = \frac{3}{2} \kappa (\mathbb{E}[p_i](t) - 2 \mathbb{E}[p_i^3](t)) \quad (\text{E.3})$$

that are easily integrated in (47).

Appendix F. Complement on the splitting component schemes

Appendix F.1. Solving the stochastic stretching scheme

We give some additional comments and results on the scheme (26), at least from the view point of the strong convergence.

It is known that, in such a situation of linear drift with inner sign in the equation (25), the implicitation of this particular term in the scheme avoids to introduce further constraint on the choice of the time-step Δt , whereas an explicit version on that term converges with the same rate, but under the additional condition that $\Delta t < (\Lambda^2 \nu_s^2)^{-1}$, a threshold which in our case is proportional to τ_η .

We evaluate the mean deviation of $\|\tilde{\mathbf{p}}_{bs}(t_{k+1})\|^2$ from the unity: from (26), we can rewrite the prediction step as

$$\begin{aligned} & (1 + \frac{1}{2} \nu_s^2 \Lambda^2 \Delta t) \tilde{\mathbf{p}}_{bs}(t_{k+1}) \\ &= \hat{\mathbf{p}}_{bs}(t_k) + \Lambda \nu_s \hat{\mathbf{p}}_{bs}(t_k) \times \left(\Delta \mathbb{W}_{t_{k+1}}^s \hat{\mathbf{p}}_{bs}(t_k) \times \hat{\mathbf{p}}_{bs}(t_k) \right). \end{aligned} \quad (\text{F.1})$$

Taking the expectation in (F.1), and since $\|\hat{\mathbf{p}}_{bs}(t_k)\| = 1$, we immediately observe that

$$\|\mathbb{E} \tilde{\mathbf{p}}_{bs}(t_k)\| = (1 + \frac{1}{2} \nu_s^2 \Lambda^2 \Delta t)^{-1}.$$

Now, using the vectorial product property

$$\begin{aligned} & \|\hat{\mathbf{p}}_{bs}(t_k) + \Lambda \nu_s \hat{\mathbf{p}}_{bs}(t_k) \times \left(\Delta \mathbb{W}_{t_{k+1}}^s \hat{\mathbf{p}}_{bs}(t_k) \times \hat{\mathbf{p}}_{bs}(t_k) \right)\|^2 \\ &= 1 + \Lambda^2 \nu_s^2 \|\Delta \mathbb{W}_{t_{k+1}}^s \hat{\mathbf{p}}_{bs}(t_k) \times \hat{\mathbf{p}}_{bs}(t_k)\|^2, \end{aligned}$$

showing that the norm of right-hand side of (F.1) is never smaller than 1, and so that the scheme is always well defined. Next, a straightforward computation shows that $\mathbb{E} \|\Delta \mathbb{W}_{t_{k+1}}^s \hat{\mathbf{p}}_{bs}(t_k) \times \hat{\mathbf{p}}_{bs}(t_k)\|^2 = \Delta t$, and we get

$$\mathbb{E} [\|\tilde{\mathbf{p}}_{bs}(t_{k+1})\|^2] = (1 + \nu_s^2 \Lambda^2 \Delta t) (1 + \frac{1}{2} \nu_s^2 \Lambda^2 \Delta t)^{-2}.$$

Since the map $x \mapsto \frac{(1+2x)}{(1+x)^2}$ expands around zero as $1 - x^2 + \mathcal{O}(x^3)$, we get for the norm of the semi-implicit Euler–Maruyama scheme for Brownian stretching before the renormalization step

$$\mathbb{E} [\|\tilde{\mathbf{p}}_{bs}(t_{k+1})\|^2] = 1 - \frac{1}{4} \nu_s^4 \Lambda^4 \Delta t^2 + \mathcal{O}(\Delta t^3). \quad (\text{F.2})$$

For the analysis of the L^2 -strong error of the scheme, we need also to evaluate the order of the quantity $\mathbb{E} [(\|\tilde{\mathbf{p}}_{bs}(t_{k+1})\| - 1)^2]$. From the above, and using the bound $1 + x^2 \leq (1 + \frac{x^2}{2} + \frac{x^4}{8})^2$,

$$\begin{aligned} & (\|\tilde{\mathbf{p}}_{bs}(t_{k+1})\| - 1)^2 \\ & \leq \frac{1}{4} \Lambda^4 \nu_s^4 (1 + \frac{1}{2} \Lambda^2 \nu_s^2 \Delta t)^{-2} \\ & \quad \times \left(\|\Delta \mathbb{W}_{t_{k+1}}^s \hat{\mathbf{p}}_{bs} \times \hat{\mathbf{p}}_{bs}(t_k)\|^2 \right. \\ & \quad \left. + \Lambda^2 \frac{1}{4} \nu_s^2 \|\Delta \mathbb{W}_{t_{k+1}}^s \hat{\mathbf{p}}_{bs} \times \hat{\mathbf{p}}_{bs}(t_k)\|^4 + \Delta t \right)^2. \end{aligned}$$

We observe that, for $n \geq 1$ (by Jensen inequality)

$$\begin{aligned} \mathbb{E}[\|\Delta W_{t_{k+1}}^s \widehat{\mathbf{p}}_{bs}(t_k) \times \widehat{\mathbf{p}}_{bs}(t_k)\|^{2n}] &\leq \mathbb{E}[\|\Delta W_{t_{k+1}}^s \widehat{\mathbf{p}}_{bs}(t_k)\|^{2n}] \\ &\leq \mathbb{E}[\mathbb{E}[\sum_{i,j} (\Delta W_{ij,t_{k+1}}^s)^2 \widehat{\mathbf{p}}_{bs,j}(t_k)^2 / \mathcal{F}_{t_k}]^n] = (2\Delta t)^n. \end{aligned}$$

Above, we have used the sub-conditioning with respect to the set of events \mathcal{F}_{t_k} of all Brownian motions past until time t_k , for whom $\widehat{\mathbf{p}}_{bs}(t_k)$ is adapted to. Coming back to $\mathbb{E}[(\|\widetilde{\mathbf{p}}_{bs}(t_{k+1})\| - 1)^2]$, we have obtained that

$$\mathbb{E}[(\|\widetilde{\mathbf{p}}_{bs}(t_{k+1})\| - 1)^2] \leq \Lambda^4 \nu_s^4 \frac{9}{4} \Delta t^2 + \mathcal{O}(\Delta t^3). \quad (\text{F.3})$$

Considering the mean square error at time t_{k+1} , we decompose it in two parts

$$\begin{aligned} \mathbb{E}[\|\widehat{\mathbf{p}}_{bs}(t_{k+1}) - \mathbf{p}_{bs}(t_{k+1})\|^2] \\ \leq \mathbb{E}[\|\widetilde{\mathbf{p}}_{bs}(t_{k+1}) - \mathbf{p}_{bs}(t_{k+1})\|^2] + \mathbb{E}[\|\widehat{\mathbf{p}}_{bs}(t_{k+1}) - \widetilde{\mathbf{p}}_{bs}(t_{k+1})\|^2]. \end{aligned}$$

We immediately bound the second term, as

$$\begin{aligned} \mathbb{E}[\|\widehat{\mathbf{p}}_{bs}(t_{k+1}) - \widetilde{\mathbf{p}}_{bs}(t_{k+1})\|^2] \\ = \mathbb{E}[(\|\widetilde{\mathbf{p}}_{bs}(t_{k+1})\| - 1)^2] \leq 2\nu_s^4 \Lambda^4 \Delta t^2. \end{aligned}$$

In particular, the terms above are summable over k , and the resulting sum still decreases with Δt with a rate of order 1. For the first part, using the SDEs (25) we get

$$\begin{aligned} (1 + \frac{1}{2} \nu_s^2 \Lambda^2 \Delta t) (\widetilde{\mathbf{p}}_{bs}(t_{k+1}) - \mathbf{p}_{bs}(t_{k+1})) \\ = \widehat{\mathbf{p}}_{bs}(t_k) - \mathbf{p}_{bs}(t_k) - \int_{t_k}^{t_{k+1}} \frac{1}{2} \Lambda^2 \nu_s^2 (\mathbf{p}_{bs}(t_{k+1}) - \mathbf{p}_{bs}(r)) dr \\ + \nu_s \Lambda \int_{t_k}^{t_{k+1}} \left(\widehat{\mathbf{p}}_{bs}(t_k) dW_r^s \widehat{\mathbf{p}}_{bs}(t_k) \right) \widehat{\mathbf{p}}_{bs}(t_k) \\ - \left(\mathbf{p}_{bs}(r) dW_r^s \mathbf{p}_{bs}(r) \right) \mathbf{p}_{bs}(r) \end{aligned}$$

from which we deduce that

$$\begin{aligned} (1 + \frac{1}{2} \Lambda^2 \nu_s^2)^2 \mathbb{E}[\|\widetilde{\mathbf{p}}_{bs}(t_{k+1}) - \mathbf{p}_{bs}(t_{k+1})\|^2] \\ \leq 2\mathbb{E}[\|\widehat{\mathbf{p}}_{bs}(t_k) - \mathbf{p}_{bs}(t_k)\|^2] + 2\mathcal{E}(t_k, t_{k+1}). \end{aligned}$$

The last term, usually called the local error, takes the particular form

$$\begin{aligned} \mathcal{E}(t_k, t_{k+1}) = \mathbb{E} \left\| \int_{t_k}^{t_{k+1}} \frac{1}{2} \Lambda^2 \nu_s^2 (\mathbf{p}_{bs}(t_{k+1}) - \mathbf{p}_{bs}(r)) dr \right. \\ \left. + \Lambda \nu_s \int_{t_k}^{t_{k+1}} \left(\widehat{\mathbf{p}}_{bs}(t_k) dW_r^s \widehat{\mathbf{p}}_{bs}(t_k) \right) \widehat{\mathbf{p}}_{bs}(t_k) \right. \\ \left. - \left(\mathbf{p}_{bs}(r) dW_r^s \mathbf{p}_{bs}(r) \right) \mathbf{p}_{bs}(r) \right\|^2 \end{aligned}$$

The first term bounds easily with $C\nu_s^4 \Lambda^4 \Delta t^2$. With the Itô isometry (see Appendix D), the second bounds with $C\Delta t \mathbb{E}[\|\widehat{\mathbf{p}}_{bs}(t_k) - \mathbf{p}_{bs}(t_k)\|^2] + C\Delta t^2$.

Coming back to the error estimation, we have obtained

$$\begin{aligned} \mathbb{E}[\|\widehat{\mathbf{p}}_{bs}(t_{k+1}) - \mathbf{p}_{bs}(t_{k+1})\|^2] \\ \leq \left(\frac{1}{(1+\nu_s^2 \Lambda^2 \Delta t)} + C\Delta t \right) \mathbb{E}[\|\widehat{\mathbf{p}}_{bs}(t_k) - \mathbf{p}_{bs}(t_k)\|^2] + C\nu_s^4 \Lambda^4 \Delta t^2. \end{aligned}$$

Thus we obtain the standard L^2 -norm (strong) convergence

$$\mathbb{E}[\|\widehat{\mathbf{p}}_{bs}(t_k) - \mathbf{p}_{bs}(t_k)\|^2] \leq C(t_k) \nu_s^4 \Lambda^4 \Delta t, \quad (\text{F.4})$$

for an updated constant C independent of Δt .

Appendix F.2. On the Brownian rotation scheme

From the scheme definition in (35),

$$\mathbb{E}[\|\Delta\tilde{\mathbf{q}}_{k+1}\|^2] = \frac{1 + \frac{3}{8}\nu_a^2\Delta t}{(1 + \frac{3}{16}\nu_a^2\Delta t)^2}.$$

Following what was done for (F.2), we obtain

$$\mathbb{E}[\|\Delta\tilde{\mathbf{q}}_{k+1}\|^2] = 1 - \frac{9\nu_a^4}{16^2}\Delta t^2 + \mathcal{O}(\Delta t^3). \quad (\text{F.5})$$

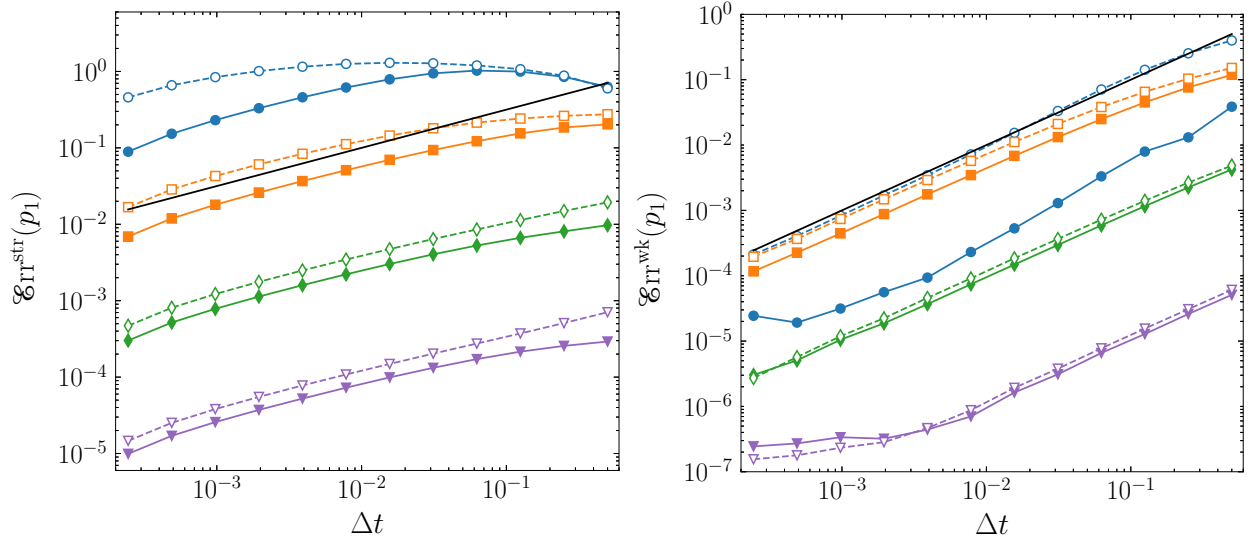


Figure F.11: Comparison between the stochastic stretching (empty markers dotted lines) in Eq. (26) and stochastic rotation sub-step (marked lines) in Eq. (42) for the strong error ($\mathcal{E}_{\text{rr}}^{\text{str}}$) (left panel) and weak error ($\mathcal{E}_{\text{rr}}^{\text{wk}}$) (right panel) of p_1 against the time step Δt . Colours correspond to different values of τ_η : 0.01 (blue), 0.1 (orange), 1 (green), 10 (violet). The initial condition of particle orientation is $\mathbf{p}(0) = (1, 0, 0)$.

References

- [1] H. R. Pruppacher, J. D. Klett, P. K. Wang, Microphysics of clouds and precipitation, *Aerosol Science and Technology* 28 (1998) 381–382. doi:[10.1080/02786829808965531](https://doi.org/10.1080/02786829808965531).
- [2] L. Karp-Boss, P. A. Jumars, Motion of diatom chains in steady shear flow, *Limnology and Oceanography* 43 (1998) 1767–1773. doi:[10.4319/lo.1998.43.8.1767](https://doi.org/10.4319/lo.1998.43.8.1767).
- [3] F. Lundell, L. D. Söderberg, P. H. Alfredsson, Fluid mechanics of papermaking, *Annual Review of Fluid Mechanics* 43 (2011) 195–217. doi:[10.1146/annurev-fluid-122109-160700](https://doi.org/10.1146/annurev-fluid-122109-160700).
- [4] D. L. Koch, G. Subramanian, Collective hydrodynamics of swimming microorganisms: living fluids, *Annual Review of Fluid Mechanics* 43 (2011) 637–659. doi:[10.1146/annurev-fluid-121108-145434](https://doi.org/10.1146/annurev-fluid-121108-145434).
- [5] G. A. Voth, A. Soldati, Anisotropic particles in turbulence, *Annual Review of Fluid Mechanics* 49 (2017) 249–276. doi:[10.1146/annurev-fluid-010816-060135](https://doi.org/10.1146/annurev-fluid-010816-060135).
- [6] O. Du Roure, A. Lindner, E. N. Nazockdast, M. J. Shelley, Dynamics of flexible fibers in viscous flows and fluids, *Annual Review of Fluid Mechanics* 51 (2019) 539–572. doi:[10.1146/annurev-fluid-122316-045153](https://doi.org/10.1146/annurev-fluid-122316-045153).
- [7] J. Hämäläinen, S. B. Lindström, T. Hämäläinen, H. Niskanen, Papermaking fibre-suspension flow simulations at multiple scales, *Journal of engineering mathematics* 71 (2011) 55–79. doi:[10.1007/s10665-010-9433-5](https://doi.org/10.1007/s10665-010-9433-5).

- [8] D. Dotto, A. Soldati, C. Marchioli, Deformation of flexible fibers in turbulent channel flow, *Meccanica* 55 (2020) 343–356. doi:[10.1007/s11012-019-01074-4](https://doi.org/10.1007/s11012-019-01074-4).
- [9] J. G. M. Kuerten, Point-particle DNS and LES of particle-laden turbulent flow—a state-of-the-art review, *Flow, Turbulence and Combustion* 97 (2016) 689–713. doi:[10.1007/s10494-016-9765-y](https://doi.org/10.1007/s10494-016-9765-y).
- [10] M. Uhlmann, An immersed boundary method with direct forcing for the simulation of particulate flows, *Journal of computational physics* 209 (2005) 448–476. doi:[10.1016/j.jcp.2005.03.017](https://doi.org/10.1016/j.jcp.2005.03.017).
- [11] S. Allende, C. Henry, J. Bec, Stretching and buckling of small elastic fibers in turbulence, *Physical Review Letters* 121 (2018) 154501. doi:[10.1103/PhysRevLett.121.154501](https://doi.org/10.1103/PhysRevLett.121.154501).
- [12] D. Vincenzi, S. Jin, E. Bodenschatz, L. R. Collins, Stretching of polymers in isotropic turbulence: a statistical closure, *Physical Review Letters* 98 (2007) 024503. doi:[10.1103/PhysRevLett.98.024503](https://doi.org/10.1103/PhysRevLett.98.024503).
- [13] A. Ali, E. L. C. V. M. Plan, S. S. Ray, D. Vincenzi, Semiflexible particles in isotropic turbulence, *Phys. Rev. Fluids* 1 (2016) 082402. doi:[10.1103/PhysRevFluids.1.082402](https://doi.org/10.1103/PhysRevFluids.1.082402).
- [14] P. Mortensen, H. Andersson, J. Gillissen, B. Boersma, Dynamics of prolate ellipsoidal particles in a turbulent channel flow, *Physics of Fluids* 20 (2008) 093302. doi:[10.1063/1.2975209](https://doi.org/10.1063/1.2975209).
- [15] C. Marchioli, L. Zhao, H. Andersson, On the relative rotational motion between rigid fibers and fluid in turbulent channel flow, *Physics of Fluids* 28 (2016) 013301. doi:[10.1063/1.4937757](https://doi.org/10.1063/1.4937757).
- [16] G. B. Jeffery, The motion of ellipsoidal particles immersed in a viscous fluid, *Proceedings of the Royal Society of London. Series A, Containing papers of a mathematical and physical character* 102 (1922) 161–179. doi:[10.1098/rspa.1922.0078](https://doi.org/10.1098/rspa.1922.0078).
- [17] C. Marchioli, M. Fantoni, A. Soldati, Orientation, distribution, and deposition of elongated, inertial fibers in turbulent channel flow, *Physics of Fluids* 22 (2010) 033301. doi:[10.1063/1.3328874](https://doi.org/10.1063/1.3328874).
- [18] S. Parsa, E. Calzavarini, F. Toschi, G. A. Voth, Rotation Rate of Rods in Turbulent Fluid Flow, *Physical Review Letters* 109 (2012) 134501. doi:[10.1103/PhysRevLett.109.134501](https://doi.org/10.1103/PhysRevLett.109.134501).
- [19] K. Gustavsson, J. Einarsson, B. Mehlig, Tumbling of small axisymmetric particles in random and turbulent flows, *Physical Review Letters* 112 (2014) 014501. doi:[10.1103/PhysRevLett.112.014501](https://doi.org/10.1103/PhysRevLett.112.014501).
- [20] L. Zhao, N. R. Challabotla, H. I. Andersson, E. A. Variano, Rotation of nonspherical particles in turbulent channel flow, *Physical Review Letters* 115 (2015) 244501. doi:[10.1103/PhysRevLett.115.244501](https://doi.org/10.1103/PhysRevLett.115.244501).
- [21] S. Pope, *Turbulent Flows*, Cambridge University Press, 2000.
- [22] C. Meneveau, Lagrangian dynamics and models of the velocity gradient tensor in turbulent flows, *Annual Review of Fluid Mechanics* 43 (2011) 219–245. doi:[10.1146/annurev-fluid-122109-160708](https://doi.org/10.1146/annurev-fluid-122109-160708).
- [23] A. Pumir, M. Wilkinson, Orientation statistics of small particles in turbulence, *New Journal of Physics* 13 (2011) 093030. doi:[10.1088/1367-2630/13/9/093030](https://doi.org/10.1088/1367-2630/13/9/093030).
- [24] J. Chen, G. Jin, J. Zhang, Large eddy simulation of orientation and rotation of ellipsoidal particles in isotropic turbulent flows, *Journal of Turbulence* 17 (2016) 308–326. doi:[10.1080/14685248.2015.1093638](https://doi.org/10.1080/14685248.2015.1093638).
- [25] J.-P. Minier, E. Peirano, The PDF approach to turbulent polydispersed two-phase flows, *Physics reports* 352 (2001) 1–214. doi:[10.1016/S0370-1573\(01\)00011-4](https://doi.org/10.1016/S0370-1573(01)00011-4).
- [26] J.-P. Minier, Statistical descriptions of polydisperse turbulent two-phase flows, *Physics reports* 665 (2016) 1–122. doi:[10.1016/j.physrep.2016.10.007](https://doi.org/10.1016/j.physrep.2016.10.007).
- [27] E. Peirano, S. Chibbaro, J. Pozorski, J.-P. Minier, Mean-field/PDF numerical approach for polydispersed turbulent two-phase flows, *Progress in Energy and Combustion Science* 32 (2006) 315–371. doi:[10.1016/j.pecs.2005.07.002](https://doi.org/10.1016/j.pecs.2005.07.002).

- [28] C. Siewert, R. Kunnen, M. Meinke, W. Schröder, Orientation statistics and settling velocity of ellipsoids in decaying turbulence, *Atmospheric Research* 142 (2014) 45–56. doi:[10.1016/j.atmosres.2013.08.011](https://doi.org/10.1016/j.atmosres.2013.08.011).
- [29] M. Shin, D. L. Koch, Rotational and translational dispersion of fibres in isotropic turbulent flows, *Journal of Fluid Mechanics* 540 (2005) 143–173. doi:[10.1017/S0022112005005690](https://doi.org/10.1017/S0022112005005690).
- [30] H. Zhang, G. Ahmadi, F.-G. Fan, J. B. McLaughlin, Ellipsoidal particles transport and deposition in turbulent channel flows, *International Journal of Multiphase Flow* 27 (2001) 971–1009. doi:[10.1016/S0301-9322\(00\)00064-1](https://doi.org/10.1016/S0301-9322(00)00064-1).
- [31] F. P. Bretherton, The motion of rigid particles in a shear flow at low Reynolds number, *Journal of Fluid Mechanics* 14 (1962) 284–304. doi:[10.1017/S002211206200124X](https://doi.org/10.1017/S002211206200124X).
- [32] M. Guala, B. Luüthi, A. Liberzon, A. Tsinober, W. Kinzelbach, On the evolution of material lines and vorticity in homogeneous turbulence, *Journal of Fluid Mechanics* 533 (2005) 339–359. doi:[10.1017/S0022112005004362](https://doi.org/10.1017/S0022112005004362).
- [33] R. Ni, N. T. Ouellette, G. A. Voth, Alignment of vorticity and rods with lagrangian fluid stretching in turbulence, *Journal of Fluid Mechanics* 743 (2014) R3. doi:[10.1017/jfm.2014.32](https://doi.org/10.1017/jfm.2014.32).
- [34] L. Chevillard, C. Meneveau, Orientation dynamics of small, triaxial-ellipsoidal particles in isotropic turbulence, *Journal of Fluid Mechanics* 737 (2013) 571–596. doi:[10.1017/jfm.2013.580](https://doi.org/10.1017/jfm.2013.580).
- [35] H. I. Andersson, L. Zhao, E. A. Variano, On the anisotropic vorticity in turbulent channel flows, *Journal of Fluids Engineering* 137 (2015). doi:[10.1115/1.4030003](https://doi.org/10.1115/1.4030003).
- [36] N. R. Challabotla, L. Zhao, H. I. Andersson, Shape effects on dynamics of inertia-free spheroids in wall turbulence, *Physics of Fluids* 27 (2015) 061703. doi:[10.1063/1.4922864](https://doi.org/10.1063/1.4922864).
- [37] L. Zhao, H. I. Andersson, Why spheroids orient preferentially in near-wall turbulence, *Journal of Fluid Mechanics* 807 (2016) 221–234. doi:[10.1017/jfm.2016.619](https://doi.org/10.1017/jfm.2016.619).
- [38] P. L. Johnson, C. Meneveau, A closure for Lagrangian velocity gradient evolution in turbulence using recent-deformation mapping of initially Gaussian fields, *Journal of Fluid Mechanics* 804 (2016) 387–419. doi:[10.1017/jfm.2016.551](https://doi.org/10.1017/jfm.2016.551).
- [39] P. L. Johnson, C. Meneveau, Predicting viscous-range velocity gradient dynamics in large-eddy simulations of turbulence, *Journal of Fluid Mechanics* 837 (2018) 80–114. doi:[10.1017/jfm.2017.838](https://doi.org/10.1017/jfm.2017.838).
- [40] L. Campana, M. Bossy, J. Bec, Stochastic model for the alignment and tumbling of rigid fibres in two-dimensional turbulent shear flow, *Accepted in Phys Rev Fluids* (2022). doi:[10.48550/arXiv.2207.02649](https://doi.org/10.48550/arXiv.2207.02649).
- [41] M. Nelkin, Universality and scaling in fully developed turbulence, *Advances in Physics* 43 (1994) 143–181. doi:[10.1080/00018739400101485](https://doi.org/10.1080/00018739400101485).
- [42] M. Byron, J. Einarsson, K. Gustavsson, G. Voth, B. Mehlig, E. Variano, Shape-dependence of particle rotation in isotropic turbulence, *Phys. Fluids* 27 (2015) 035101. doi:[10.1063/1.4913501](https://doi.org/10.1063/1.4913501).
- [43] P. E. Hamlington, D. Krasnov, T. Boeck, J. Schumacher, Local dissipation scales and energy dissipation-rate moments in channel flow, *Journal of Fluid Mechanics* 701 (2012) 419–429. doi:[10.1017/jfm.2012.170](https://doi.org/10.1017/jfm.2012.170).
- [44] E. Buckwar, A. Samson, M. Tamborrino, I. Tubikanec, A splitting method for SDEs with locally Lipschitz drift: Illustration on the FitzHugh-Nagumo model, *Applied Numerical Mathematics* 179 (2022) 191–220. doi:[10.1016/j.apnum.2022.04.018](https://doi.org/10.1016/j.apnum.2022.04.018).
- [45] M. Bossy, J.-F. Jabir, K. Martínez, On the weak convergence rate of an exponential Euler scheme for SDEs governed by coefficients with superlinear growth, *Bernoulli* 27 (2021) 312–347. doi:[10.3150/20-BEJ1241](https://doi.org/10.3150/20-BEJ1241).
- [46] E. Haier, C. Lubich, G. Wanner, *Geometric Numerical integration: structure-preserving algorithms for ordinary differential equations*, Springer, 2006. doi:[10.1007/3-540-30666-8](https://doi.org/10.1007/3-540-30666-8).
- [47] M. van den Berg, J. T. Lewis, Brownian motion on a hypersurface, *Bulletin of the London Mathematical Society* 17 (1985) 144–150. doi:[10.1112/blms/17.2.144](https://doi.org/10.1112/blms/17.2.144).

- [48] M. Krishna, J. Samuel, S. Sinha, Brownian motion on a sphere: distribution of solid angles, *Journal of Physics A: Mathematical and General* 33 (2000) 5965. doi:[10.1088/0305-4470/33/34/302](https://doi.org/10.1088/0305-4470/33/34/302).
- [49] G. Li, L.-K. Tam, J. X. Tang, Amplified effect of brownian motion in bacterial near-surface swimming, *Proceedings of the National Academy of Sciences* 105 (2008) 18355–18359. doi:[10.1073/pnas.0807305105](https://doi.org/10.1073/pnas.0807305105).
- [50] I. Snook, *The Langevin and generalised Langevin approach to the dynamics of atomic, polymeric and colloidal systems*, Elsevier, 2006. doi:[10.1016/B978-0-444-52129-3.X5000-7](https://doi.org/10.1016/B978-0-444-52129-3.X5000-7).
- [51] D. R. Brillinger, *A Particle Migrating Randomly on a Sphere*, Springer New York, New York, NY, 2012, pp. 73–87. doi:[10.1007/978-1-4614-1344-8_7](https://doi.org/10.1007/978-1-4614-1344-8_7).
- [52] J. Nissfolk, T. Ekholm, C. Elvingson, Brownian dynamics simulations on a hypersphere in 4-space, *The Journal of Chemical Physics* 119 (2003) 6423–6432. doi:[10.1063/1.1603729](https://doi.org/10.1063/1.1603729).
- [53] T. Carlsson, T. Ekholm, C. Elvingson, Algorithm for generating a brownian motion on a sphere, *Journal of Physics A: Mathematical and Theoretical* 43 (2010) 505001. doi:[10.1088/1751-8113/43/50/505001](https://doi.org/10.1088/1751-8113/43/50/505001).
- [54] A. Mijatović, V. Mramor, G. Uribe Bravo, A note on the exact simulation of spherical Brownian motion, *Statistics & Probability Letters* 165 (2020) 108836. doi:[10.1016/j.spl.2020.108836](https://doi.org/10.1016/j.spl.2020.108836).
- [55] J. B. Kuipers, *Quaternions and Rotation Sequences: A Primer with Applications to Orbits, Aerospace and Virtual Reality*, Princeton University Press, Princeton, 2020. doi:[10.1515/9780691211701](https://doi.org/10.1515/9780691211701).
- [56] G. Pagès, Numerical probability, in: *Universitext*, Springer, 2018. doi:[10.1007/978-3-319-90276-0](https://doi.org/10.1007/978-3-319-90276-0).
- [57] J. E. Marsden, T. S. Ratiu, *Introduction to mechanics and symmetry*, Springer, 1998. doi:[10.1007/978-0-387-21792-5](https://doi.org/10.1007/978-0-387-21792-5).
- [58] Code_Saturne, URL: https://github.com/code-saturne/code_saturne.
- [59] A. Bensoussan, J.-L. Lions, G. Papanicolau, *Asymptotic analysis for periodic structures*, Elsevier, 1978.
- [60] A. Pumir, Structure of the velocity gradient tensor in turbulent shear flows, *Physical Review Fluids* 2 (2017) 074602. doi:[10.1103/PhysRevFluids.2.074602](https://doi.org/10.1103/PhysRevFluids.2.074602).
- [61] B. Øksendal, *Stochastic Differential Equations*, Springer Berlin Heidelberg, Berlin, Heidelberg, 2003, pp. 65–84. doi:[10.1007/978-3-642-14394-6_5](https://doi.org/10.1007/978-3-642-14394-6_5).
- [62] L. Campana, *Stochastic modelling of non-spherical particles in turbulence*, Ph.D. thesis, Université Côte d’Azur, 2022. URL: <https://hal.archives-ouvertes.fr/tel-03666030>.