

Pandering in a (Flexible) Representative Democracy

Xiaolin Sun
Tulane University
New Orleans, USA
xsun12@tulane.edu

Jacob Masur
Tulane University
New Orleans, USA
jmasur@tulane.edu

Ben Abramowitz
Tulane University
New Orleans, USA
babramow@tulane.edu

Nicholas Mattei
Tulane University
New Orleans, USA
nsmattei@tulane.edu

Zizhan Zheng
Tulane University
New Orleans, USA
zzheng3@tulane.edu

ABSTRACT

In representative democracies, the election of new representatives in regular election cycles is meant to prevent corruption and other misbehavior by elected officials and to keep them accountable in service of the “will of the people.” This democratic ideal can be undermined when candidates are dishonest when campaigning for election over these multiple cycles or rounds of voting. Much of the work on COMSOC to date has investigated strategic actions in only a single round. We introduce a novel formal model of *pandering*, or strategic preference reporting by candidates seeking to be elected, and examine the resilience of two democratic voting systems to pandering within a single round and across multiple rounds. The two voting systems we compare are Representative Democracy (RD) and Flexible Representative Democracy (FRD). For each voting system, our analysis centers on the types of strategies candidates employ and how voters update their views of candidates based on how the candidates have pandered in the past. We provide theoretical results on the complexity of pandering in our setting for a single cycle, formulate our problem for multiple cycles as a Markov Decision Process, and use reinforcement learning to study the effects of pandering by both single candidates and groups of candidates across a number of rounds.

KEYWORDS

Social Choice, Delegative Voting, Manipulation, Reinforcement Learning, Flexible Representative Democracy, Pandering

ACM Reference Format:

Xiaolin Sun, Jacob Masur, Ben Abramowitz, Nicholas Mattei, and Zizhan Zheng. 2023. Pandering in a (Flexible) Representative Democracy. In *Proc. of the 22nd International Conference on Autonomous Agents and Multiagent Systems (AAMAS 2023)*, London, United Kingdom, May 29 – June 2, 2023, IFAAMAS, 10 pages.

The will of the people shall be the basis of the authority of government; this will shall be expressed in periodic and genuine elections...

Article 21, Universal Declaration of Human Rights, 1948 [7]

Proc. of the 22nd International Conference on Autonomous Agents and Multiagent Systems (AAMAS 2023), A. Ricci, W. Yeoh, N. Agmon, B. An (eds.), May 29 – June 2, 2023, London, United Kingdom. © 2023 International Foundation for Autonomous Agents and Multiagent Systems (www.ifaamas.org). All rights reserved.

1 INTRODUCTION

Modern representative democracies use regular elections to ensure that officials uphold the “will of the people.” Periodic elections are meant to prevent corrupt or ineffective officials from maintaining power and to keep them honest. However, elections are arguably not enough because voters only have a say during the election (aside from the potential recalls), which typically occur during regular cycles or *rounds* as we will refer to them. In recent years, ideas of *delegative* voting, including liquid democracy [11] and flexible/weighted representative democracy [3, 37] have been advanced in the computer science and social choice literature. In these delegative voting systems the voters collectively weight their representatives, possibly updating their weights during a round, i.e., between elections. These systems typically fall under the heading of *interactive democracy* [14], which encompasses the idea with that modern internet and communication tools, we can modify the traditional forms of democracy to make them more interactive and responsive to large populations in ways not possible in the past.

It has been proposed that delegative voting schemes can interpolate between direct and representative democracy and would be better at keeping representatives accountable [3, 18]. However, the idea that delegative voting will be better at keeping representatives accountable, or that it will be better at expressing the “will of the people”, is largely untested aside from some nascent applications of Liquid Democracy (with transitive delegations) [21, 36]. Little is known about how such systems perform in the presence of agents who are strategic, selfish, and even malicious [10, 48]. Answering questions surrounding responsiveness to voter preferences and robustness to bad actors is critical for selecting and comparing various democratic system.

One of the primary features of representative electoral systems is that candidates seeking office campaign for votes, making promises and promoting platforms of action on decisions to be considered in the future. This process of campaigning is important to inform voters of their options and seek support for these promised positions. Unfortunately, politicians lie, especially when trying to get elected or maintain power. This *pandering* is a form of attack on representative democratic systems, and we introduce the first formal model of pandering to the literature on Computational Social Choice (COMSOC), which has previously considered other forms of election attack including manipulation, bribery, and control [13].

Pandering during campaigns is not a new problem, it is a global phenomenon. US citizens consistently rank Congresspeople as occupying the least trustworthy profession [30] and over half of Americans are unsatisfied with representative democracy as it stands [46]. In Spain, in a study involving Spanish mayors [25], demonstrated that lying may increase a politician’s chances of being reelected. Studies have shown that voters are often aware of pandering and become suspicious of politicians that are perceived as panderers [31, 32]. Australian voters demonstrably decrease support for politicians upon the revelation of their lies [4].

Whether a democratic system is robust to dishonest candidates depends on how much voters know about the dishonesty, how voters react to such dishonesty, and what tools the voters have at their disposal to respond to it. Our core concern is whether delegative voting systems are more or less vulnerable to dishonest candidates. To study these questions we model two types of democratic voting system; classic Representative Democracy (RD) and Flexible Representative Democracy (FRD) [3]. For each system, each election cycle consists of (1) voters electing a subset of candidates as a committee of representatives, and (2) the representatives voting sequentially on a fixed set of issues. This setting maps to most representative democracies across the world where representatives decide on a slate of issues between elections rounds [5]. In order to study pandering we analyze sequences of election cycles, and we refer to each of these election cycles as a round. Between rounds, a new set of representatives will be elected using k -Approval Voting and all issues are binary with outcomes in $\{0, 1\}$. The difference between RD and FRD is that in FRD the representatives vote using a weighted majority rule where the weights are determined by the voters, while in RD the representatives use (unweighted) simple majority rule on each issue.

Contributions. In this paper we formalize and study a novel model of election attack, *pandering*, where candidates report their preferences strategically in order to become elected. Using tools from both COMSOC and reinforcement learning, we analyze two democratic voting systems, representative democracy (RD) and flexible representative democracy (FRD), in terms of their resilience to attack by these strategic candidates. We first show that the pandering problem itself is computationally hard for a single round, and provide a optimization program to solve this problem. We then model the problem of pandering over multiple rounds as a sequential decision making problem, formally a Markov Decision Problem (MDP). We then use techniques from reinforcement learning to solve this problem for pandering candidates and investigate how robust RD and FRD are to these attacks. We find that, generally, delegative voting systems such as FRD are more robust to these types of attacks.

2 RELATED WORK

We build on two streams of related work. The first comes from the literature on Computational Social Choice (COMSOC) which investigates the computational aspects of collective decision making problems like voting [13]. The second stream is from sequential decision making problems including Markov Decision Process and reinforcement learning [43], and the use of these tools for understanding malicious behavior of agents, e.g., security games [44].

2.1 Computational Social Choice

Research in COMOSC focuses on computational aspects of collective decision making problems including voting and allocating resources among groups of agents who are often considered to be self-interested [13]. Previous work in COMSOC has considered a variety of election attacks including manipulation, where a central agent is able to modify the votes of particular agents; bribery, which is similar to manipulation except that the modification actions typically come at some cost and the attacker is bounded by a budget; and control problems, where a central organizer is able to remove or change the candidates of an election [16]. These problems are typically studied in single round settings, and over the years COMSOC has built up a vast literature on the complexity of and algorithms for these attacks under different voting rules.

We are focused on representative forms of democracy, where a small set of agents is selected from among a group of candidates. These problems are also studied within the COMSOC literature under the heading of committee elections or multi-winner elections [15]. Many of the same questions around strategic attacks including bribery, manipulation, and control, have been studied for multi-winner elections [38], but this work again does not investigate an entire democratic system, where later issues are to be decided, nor these questions over multiple rounds. In addition, much of the work in COMSOC in recent years have focused on properties of these multi-winner and committee voting rules, e.g., proving that various election methods ensure proportional or justified representation within the selected committee [8, 17]. We do not focus on these problems here though they may be interesting to fold into future work on the robustness of these systems over multiple rounds.

The final stream of work we draw from is work on delegative voting methodologies and voting over multiple rounds. Liquid democracy [11, 14], and variants including flexible/weighted representative democracy [3, 37], are popular areas of study in COMSOC as they provide a rich problem space to investigate as the underlying delegation graphs can be complex, and interconnected [20]. We build directly on these systems and investigate novel election attacks within these systems. Finally, investigating the properties of voting systems over multiple rounds of decisions is becoming an area of interest within COMSOC, with ideas like perpetual voting [26], where properties like fairness should be ensured over election histories, have been recently studied.

2.2 Sequential Decision Making, Reinforcement Learning and Security Games

Sequential decision making and control problems are popular across AI. Many complex decisions must be made repeatedly, in the face of an uncertain and dynamic environment. The traditional tool to study these problems is the Markov Decision Process (MDP) [43]. An MDP is a formal model where, over a number of time steps, $t \in T$, and agent receives an observation $o \in O$, where O defines the total observation or state space of the system, and the agent must select an action $a \in A$ for each o . The environment evolves according to a transition function T which gives probabilities of transitioning from one state to the next, given an action. At each state, the agent receives a real-valued reward signal, R , and the goal of the agent

is to accrue as much (discounted) reward as possible while acting in this environment. The goal within an MDP is to find a policy $\pi : O \rightarrow \mathcal{P}(A)$, i.e., a mapping of observations to actions. Ideally, we want to solve an MDP by finding a policy π^* that maximizes the expected (discounted) reward over a sequence of actions. In the MDP literature, classical tabular methods are used to find π^* including value iteration (VI) and Q-learning. Such method finds an optimal policy by estimating the expected reward for taking an action a in a given state o , i.e., the Q -value of pair (o, a) [43]. MDPs of this form are used across AI for sequential decision making tasks including recommending items to users [23], robot control [2], creating safe AI systems [35], and modeling the dynamics between attackers and defenders in security games [29, 44].

Currently, deep reinforcement learning, which leverages deep learning for solving complex reinforcement learning problems with very large state and action spaces, achieves human level or above human level performance many tasks. Deep neural network enables reinforcement learning to approximate and parameterize the Q -table or other tabular values instead of computing them directly. Thus, deep reinforcement learning is capable of solving games with large state and action spaces. Classical deep reinforcement learning algorithm such as DQN [33] conquers Atari games (which are video games with discrete action space such as Pong) and Go [42]. More advanced algorithm such as PPO [40] is capable of beating world champions in more complex video games such as DOTA2 [9].

Sequential games have been commonly used to model strategic and learning behavior by agents in security settings. For example, an advanced and persistent attack typically starts with information collection to identify the vulnerability of a system and may act in a “low-and-slow” fashion to obtain long-term advantages [12, 45]. On the other hand, an intelligent defender can profile the potential attacks and proactively update the system configuration to reverse information asymmetry [27, 41]. As the interaction between the attacker and the defender can generally be modeled as a Markov game with partial observations, reinforcement learning has been used to develop strong attacks and defenses in various settings. In particular, it has been used to corrupt the state signals received by a trained RL agent [47] and deceive a learning defender in repeated games [34]. In a recent paper, Li et al. [28] show that RL-based attacks can obtain state-of-the-art performance in poisoning federated learning, where a set of malicious insiders craft adversarial model updates to reduce the global model accuracy. Given the difficulty of collecting a large number of samples in security-critical domains, an offline model-based approach is often adopted. To the best of our knowledge, using RL to develop strategic manipulation against voting systems has not been considered before.

3 ELECTORAL PANDERING MODEL

In order to study the effect of malicious electoral candidates on voting systems we first define the basics of voting systems, introduce our novel model of pandering, and investigate the complexity of this type of attack in a single round.

3.1 Preferences Over Issues and Candidates

Let V be a set of n voters and C be a disjoint set of m candidates, voters elect a subset of candidates $D \subset C$ where $|D| = k$ to serve

as a committee. The committee of representatives will then vote on a sequence of r binary issues. We assume that every voter and candidate has a binary preference over every issue. For voter $v \in V$, we denote their preference vector by $v \in \{0, 1\}^r$. Similarly, for candidate $c \in C$, their preference vector is denoted $c \in \{0, 1\}^r$. The collective preference profiles of the agents are denoted by V and C .

With m candidates, there are $\binom{m}{k}$ possible ways to elect k representatives. However, it is infeasible for voters to express preferences over all possible committees of size k . Therefore, representatives are elected via k -Approval with random tie-breaking. Each voter reports the subset of candidates of which they approve and the k candidates who receive the greatest number of approvals get elected. Following Abramowitz and Mattei [3], voters submit approval preferences over candidates based on the fraction of issues on which they agree. That is, v approves of c if $g(v, c) > 1/2$ where $g(v, c)$ is based on the Hamming distance between preference vectors. Let $d_H(\mathbf{x}, \mathbf{y}) = \sum_{i \leq r} |\mathbf{x}(i) - \mathbf{y}(i)|$ be the Hamming distance between two vectors of length r . For any two vectors \mathbf{x} and \mathbf{y} of length r , we refer to $g(\mathbf{x}, \mathbf{y}) = 1 - \frac{1}{r}d_H(\mathbf{x}, \mathbf{y})$ as their *agreement* and $\frac{1}{r}d_H(\mathbf{x}, \mathbf{y})$ as their *disagreement*. Intuitively, $g(v, c)$ is the fraction of issues the voter and candidate agree upon. Our measure of the quality of a voting system is the agreement (or disagreement) between the vector of outcomes it produces and the outcomes preferred by the voter majority.

3.2 Pandering in Elections

Within this model we introduce a novel model of election attack we call *pandering*. Candidates are allowed to strategically misreport their private preferences in an attempt to get elected. We denote by \hat{c} the reported preferences of c , while their true preferences c remain private. We assume that a subset of the candidates $S \subseteq C$ are strategic. A strategic candidate $c \in S$ may pander ($c \neq \hat{c}$). All other candidates $c \in C \setminus S$ are truthful and report their true preferences. Voter preferences over candidates are therefore based on the agreement between their preferences and the candidates’ reported preferences: $\hat{g}(v, c) = 1 - \frac{1}{r}d_H(v, \hat{c})$. Strategic candidates are assumed to know the full voter profile V but not the private or public preferences of other candidates at the time they report their public preferences. These strategic candidates pander in order to *maximize* the number of approvals they receive to maximize their chances of being elected and hence affect the outcomes of the democratic system. While candidates can be strategic about the preferences they report before the election, we assume they always vote according to their true preferences. A more sophisticated candidate might also be strategic about when they vote according to their true preferences, but as we will show, computing one’s pandering strategy when always voting according to one’s true preferences is already NP-Hard.

3.3 RD and FRD

Following Abramowitz and Mattei [3] we model our democratic systems as follows. In classic Representative Democracy (RD) the candidates are elected by k -Approval with random tie-breaking, and each set of elected representatives votes on a sequence of r binary issues using simple majority voting before the next election. By contrast, in Flexible Representative Democracy the representatives

use weighted majority voting on every issue and these weights are determined on every issue by the voters. Each voter has 1 unit of weight to assign to the representatives and may distribute it among the representatives however they wish. The weight of a representative on an issue is then the sum of weights assigned to them. That is, each voter v assigns each representative c a weight $0 \leq w^t(v, c) \leq 1$ on each issue t such that $\sum_{c \in D} w^t(v, c) = 1$ for all t and the weight of a representative is $w_c^t = \sum_{v \in V} w^t(v, c)$. If $c(t) \in \{0, 1\}$ is the preference of c on issue t , then weighted majority voting leads the outcome to be 1 if $\sum_{c \in D} w_c^t c(t) > n/2$, 0 if $\sum_{c \in D} w_c^t c(t) < n/2$, and breaks ties randomly otherwise. Section 5 will detail how we model the way voters assign these weights in our pandering model.

4 PANDERING IN A SINGLE ROUND MODEL

We show that even in a single round it is NP-Hard for a strategic candidate $c \in S$ to compute the profile \hat{c} that maximizes the number of approvals they receive even when c has full information about the voter preferences V . We care about the scenario where candidates maximize approvals as we do not assume they have access to the reported preferences of other candidates at the time they report their own preferences.

PROBLEM 1 (MAXIMUM APPROVAL PANDERING (MAP)). *Given a profile of binary preference vectors from n voters over r issues $V \in \{0, 1\}^{r \times n}$, compute $\hat{c} = \arg \max_{c \in \{0, 1\}^r} |\{v \in V : d_H(v, c) < \frac{r}{2}\}|$.*

Our proof below that Maximum Approval Pandering is NP-Hard follows a proof by Neal Young [22], with slight modification and simplification. The proof uses a Karp reduction via the known NP-Complete problem of Max 2-SAT [19].

THEOREM 1. *Maximum Approval Pandering is NP-Hard*

PROOF. Suppose we have a Boolean formula in conjunctive normal form with n variables and m clauses for which each clause has exactly two literals. Assume without loss of generality that $n = 2^k$ is some power of 2.¹ We will construct a collection of binary vectors V to serve as input to an instance of MAP. We start by adding $m + 1$ copies of the vector $(0)^{2n}$ and $m + 1$ copies of $(1)^{2n}$ to the collection V . Consider the elements of each vector $v \in V$ to be in pairs so that v is of the form $\{00, 01, 10, 11\}^n$. Now for all $j \in \{2^i : 0 \leq i < k\}$, add $m + 1$ copies of the string $(0^j 1^j)^{n/j}$ and $m + 1$ copies of its complement $(1^j 0^j)^{n/j}$. Now V contains $2k(m + 1)$ vectors, each of length $2n$. Notice that for a vector c to be within a distance $d_H(v, c) \leq n$ of all vectors $v \in V$, it must be of the form $\{01, 10\}^n$. Any other vector c will have $d_H(c, v) > n$ for at least $m + 1$ of the vectors in V . Now we add m additional vectors to V based on the clauses of our Boolean formula. For each clause, let x_i and x_j be the two variables that appear in the clause, and construct the vector v such that all elements are zero, except that the i^{th} (resp. j^{th}) pair is 01 if x_i (resp. x_j) appears positively in the clause and 10 if it appears negatively. Thus, V now contains m additional binary vectors each of length $2n$, and each contains exactly 2 ones and $2n - 2$ zeroes. Any vector c that maximizes the number of vectors

¹Our use of the variables n , m , and k here is restricted to the scope of this proof and not related to their use in the rest of the paper. We do this for readability.

$v \in V$ for which $d_H(c, v) \leq n$ must still be of the form $\{01, 10\}^n$, because a different vector could reduce its distance to the m new vectors based on clauses only at the expense of being too great a distance from at least $m + 1$ of the other vectors. Lastly, since v only approves of c if they agree on strictly more than half the issues, not greater than or equal to half the issues, append a 1 to all vectors in V . Now any solution to the MAP instance will be of the form $(\{01, 10\}^n)(1)$ and its first n pairs of values 01 and 10 can be read as giving the truth values of the variables in the original Boolean formula. \square

The complexity of Maximum Approval Pandering may be surprising, because one might expect that if the candidate reports their preference on each issue as whatever the voter majority prefers on that issue, that this would maximize approvals. However, Anscombe's Paradox shows in dramatic fashion that this is not the case, as for certain voter profiles the majority of voters can be in the minority on the majority of issues [6]². Do to its simple and intuitive nature, we will use this greedy pandering strategy of reporting the voter majority preference on every issue as a baseline for comparison. We will discuss pandering optimally in a single round in more detail in Section 6.

5 PANDERING AND MULTI-ROUND ELECTIONS

If we only considered a single round, strategic candidates would pander on as many issues as necessary to maximize the number of approvals they receive without consequence since voters would not discover the strategic actions and learn to distrust that candidate. Hence, we extend our setting into a *multi-round model* where strategic candidates face consequences for revelations of past pandering, since these actions hurt their *credibility* in the eyes of the voters. We now focus on sequences of election cycles, or *rounds*, in which committees of representatives are elected at regular intervals. We assume that number of issues r is the same for all rounds.

A time step t , there have been $t - 1$ issues already decided, and the next issue to be voted on by the representatives is issue t . Agent preferences over singular issues are indexed as $v(t)$ and $c(t)$ respectively. Some time steps correspond to the beginning of a new round in which an election must take place before issue t is decided. We will use q_t to denote the round containing time step t . We use the superscript q to denote variables defined for round q including the preference profiles V^q and C^q over only the issues of that round, individual preferences v^q and c^q which are binary strings of length r , the set elected representatives $D^q \subset C$, and the fraction of issues agreed upon by a voter and candidate in that round $\hat{g}^q(v, c)$. While strategic candidates may misreport their preferences to get elected, we assume that they always vote according to their true preferences once they have been elected to the representative body. All pandering by representatives is revealed, but not the pandering of candidates who do not get elected.

At every time step, each candidate has a credibility $0 \leq h_c(t) \leq 1$, where initially $h_c(1) = 1$ for all candidates implying a presumption of total honesty at the start. The credibility of a candidate can never

²Anscombe's Paradox is a voting paradox due to E. M. Anscombe and should not be confused with Anscombe's Quartet in statistics due to Frank Anscombe.

become greater than 1. We denote the credibility of a candidate at the time of an election by h_c^q , so if t is the first time step of a new round then $h_c^{q_t} = h_c(t)$. Now, in each election, voter v approves of candidate c in round q if and only if $\hat{g}^q(v, c)h_c^q > 1/2$. That is, voter's approvals depend on both their agreement with a candidate and how credible the candidate is. Even if a voter agrees with a candidate on every issue, if the candidate is not sufficiently credible, the voter will not approve of them.

In RD, the credibility of candidates only matters at the beginning of each round, when the voters express their preferences over the candidates, as once a candidate is elected, all issues are decided independently by the representatives until the next round. However, for FRD, the credibility of representatives effects how the voters weight them on each issue, and so the way their credibility updates at each time step matters. In FRD, the representatives decide each issue by weighted majority vote, where the issue-specific weights are determined by the voters. The weights assigned by a voter to the elected representatives must sum to 1, so all voters contribute an equal total weight. We assume that voters assign weight only to representatives who agree with them on each issue, and assign it in proportion to the representatives' credibility. The weight assigned by v to representative $c \in D$ on issue t is

$$w^t(v, c) = \frac{(1 - |v(t) - c(t)|)h_c(t)}{\sum_{c \in C} (1 - |v(t) - c(t)|)h_c(t)}$$

The weight of a representative on issue t is the sum of weights assigned to them: $w_c^t = \sum_{v \in V} w^t(v, c)$.

We model three competing forces influencing the credibility of candidates over time: changes in credibility for pandering, changes for being truthful, and for un-elected candidates, changes due to the fading memory of past pandering. If a candidate gets elected, their credibility is updated in each time step after they vote. If a candidate is not elected, their credibility is updated before the next round. If c is elected in round q_t and panders on issue t , then $h_c(t+1) = \beta_1 h_c(t)$ where $0 \leq \beta_1 \leq 1$ reflects how sensitive the voters are to pandering revelations. If c is elected and does not pander on issue t , then $h_c(t+1) = \max\{(1 + \beta_2)h_c(t), 1\}$, where $\beta_2 \geq 0$ reflects how much credibility a candidate earns by being truthful on an issue. Lastly, if a candidate is not elected, it is never revealed to what degree they pandered in that round and so their credibility is updated at the end of the round by $h_c^{q+1} = \max\{1, h_c^q(1 + \beta_3)\}$ where $\beta_3 \geq 0$ reflects the fading memory of their past pandering.

Given that it is already NP-Hard for a candidate to maximize their approvals in a single round it is at least as hard for a candidate to be optimally strategic in getting elected over many rounds when agent preferences in future rounds are not known in advance and effects on the candidate's credibility over time must be taken into account. Hence, for sequential decision making problem, we turn to reinforcement learning to study how effective a candidate can be in pandering over many rounds, and how great an impact they can have on the outcomes of issues by pandering in RD and FRD. As we will show, FRD is highly resilient to pandering even if we grant strategic candidates the ability to solve any instance of an NP-Hard problem in every round. By contrast, RD is much less resilient, even if candidates only pander with a myopic greedy strategy.

5.1 Voting Systems as Markov Decision Processes

In our analysis we consider two types of strategic candidates: selfish and malicious. A *selfish candidate* seeks to maximize their influence over the outcomes on every issue, so their utility is based on the number of issues they cause to agree with their personal preference as a representative. On the other hand, a *malicious candidate* prefers the opposite outcome to the voter majority on every issue (they just want to watch the world burn). Their utility is based on the number of issues whose outcome disagrees with the voter majority, i.e., the total disagreement. In our experiments we also investigate the robustness of these systems when there are groups of strategic candidates. Malicious candidates coordinate with one another, while selfish candidates do not. We consider two separate cases, one in which all strategic candidates are selfish and the other in which all strategic candidates are malicious.

We do not assume that candidates have any further capability to be strategic about which issues to pander on within a single round, and have no knowledge of the order in which the issues will be voted upon. We now define the problems facing each type of strategic candidate as an MDP. Note that each of these is a finite horizon MDP, where the horizon is 100 rounds, each containing 9 issues. We use a discount factor $\gamma = 1$, i.e., no discounting of future rewards due to this finite horizon in all our analysis.

5.2 MDP for Selfish Candidates

Since selfish candidates only care about their own benefits, each of them will take actions independently from each other. For each selfish candidate $c \in S$ we define: the **observation space** as $O^q = (V^q, c^q, h_c^q, q)$; the **action space** as $A^q = \{0, 1\}^r$; and the **transition function** as $T : O^q \times A^q \rightarrow \mathcal{P}(O^{q+1})$. We assume that all voters' and candidates' preferences are i.i.d. random variables from a fixed stationary distribution across all rounds. Therefore, the probability of any voter and candidate profile is independent of the state and history. Similarly, the credibility of candidates at the beginning of the round h_c^{q+1} depends only on h_c^q and A^q , so the Markov property is satisfied.

The goal of an individual selfish candidate is to find a policy $\pi : O^q \rightarrow A^q$ in order to maximize the cumulative reward over a finite time horizon (100 rounds). We set the **reward** as $R^q = f(a^q, c^q, D^q(c), o^q)$, where $D^q(c)$ is a binary indicator variable representing whether the strategic candidate is elected in round q and o^q is the binary vector of outcomes in round q . Informally, this reward function is 0 if a candidate is not elected in a given round, however, if a candidate is elected and able to get their desired value c for an issue, they receive 1 units of reward.

5.3 MDP for Malicious Candidates

Since malicious candidates share the same objective, they cooperate with each other in order to damage the system. Thus, we model all malicious candidates as sharing the same observation space, action space, and reward. Formally, the **observation space** is $O^q = (V^q, c^q, \{h_c^q\}_{c' \in S}, q)$; the **action space** is $A^q = \{0, 1\}^{r|S|}$; and **transition function** $T : O^q \times A^q \rightarrow \mathcal{P}(O^{q+1})$ is the state transition function, which is the same as the selfish candidate MDP

described above. The goal of the malicious candidates is to find a joint policy $\pi : O^q \rightarrow A^q$ in order to maximize the joint cumulative rewards over the time horizon. We set the **reward function** of the malicious candidates to be $R^q = f(o^q, \hat{o}^q)$ where \hat{o}^q is the vector of outcomes that would have resulted if no strategic candidates pandered in round q . Informally, malicious candidates only care about increasing disagreement, hence they receive reward of 1 every time an issue is decided for the minority, with no modifier on whether or not they get elected in any round.

6 EXPERIMENTAL RESULTS OF PANDERING IN A SINGLE ROUND

Returning to the problem of Maximum Approval Pandering (MAP), if we were only interested in a single round, then candidates would pander greedily, on as many issues as possible in order to get elected. Before investigating the effects of pandering in multiple rounds, we first investigate the impact that a single malicious candidate can have on a single round. In Figure 1 we plot the fraction of disagreement, i.e., how often the outcome of the election system agrees with the voter majority for a single round with 900 issues. The malicious candidate panders by reporting their preferences c as equal to the voter majority on every issue, whereas their private preferences \hat{c} is actually the voter minority on every issue. In this simulation, and in all experiments in our paper, the preferences of all voters and truthful candidates are uniformly random on every issue (Bernoulli random variables with $p = 0.5$).

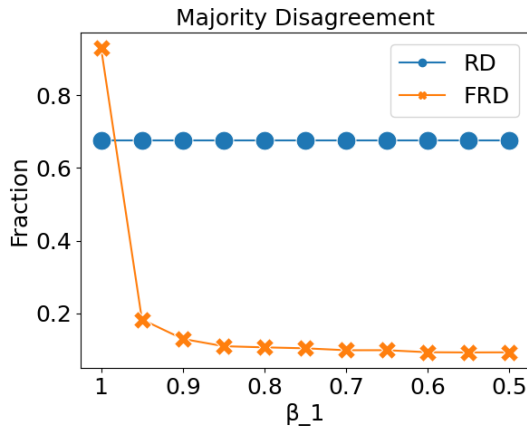


Figure 1: Fraction of outcomes that disagree with the voter majority for a single round (one election) with 900 issues vs. β_1 with a single malicious candidate pandering greedily

Even though the malicious candidate panders on all issues, since there will be no subsequent rounds, Figure 1 already illustrates some interesting properties of these election systems. Notably, if voters ignore the pandering of representatives entirely ($\beta_1 = 1$) for a single round, then one is arguably better off not allowing a weighting of the representatives and sticking with RD instead. This is because strategic candidates will be given higher weight, as their reported preferences were better able to match those of the voters. However, once voters pay attention to the past pandering

of candidates and begin to punish them for it even slightly, FRD becomes far superior to RD in emulating the voter majority. As we will see in Section 7, there are additional benefits for using delegative systems when multiple rounds are taken into account.

7 EXPERIMENTS

In this section we give the setup and results of our experiments for pandering in multiple rounds, including details of the modeling and training of the malicious and selfish candidates.

7.1 Experimental Setup

Preferences. In all experiments in our paper, the preferences of all voters, truthful candidates, and selfish candidates are drawn uniformly at random for every issue, i.e., they are Bernoulli random variables with $p = 0.5$. We set the preferences of malicious candidates to be the voter minority on every issue as they are seeking to create the most disagreement possible.

Environment Settings. In each round we have $n = 50$ voters, $|C| = 10$ candidates, of which $|D| = 5$ will be elected. In our experiments we vary the number of strategic candidates $|S| \in \{0, 1, 2, 3\}$. In each round the representatives will vote on a sequence of 9 binary issues, and there will be 100 rounds for a total of 900 issues in all training and testing. For the credibility parameters we examine $\beta_1 \in \{0.9, 0.95\}$ based on our findings Figure 1, and fix $\beta_2 = 0.003$ and $\beta_3 = 0.01$ for simplicity.

State Space Compression. The dimension of the observation space in the MDP for selfish candidates is $(n + 1) \cdot r + 2$ and for malicious candidates it is $(n + 1) \cdot r + |S| + 1$. These dimensions are too large to efficiently train our candidates. In order to compress the large state space, we compress the full profile V^q down to the vector v^{*q} where $v^{*q}(t) = \frac{1}{r} \sum_{v \in V} v^q(t)$. This compression decreases the dimension of voter preferences from $n \cdot r$ down to r for both selfish and malicious candidates but at the cost of not knowing the preferences of any specific voter on any issue.

Action Space Compression. Even if the candidates could solve the Maximum Approval Pandering problem in every round, it would not necessarily be optimal to pander on as many issues as necessary to get elected. In some rounds they may need to pander more than in others to get elected. Candidates must be strategic about how many issues they are willing to lie about in a given round. We will therefore grant our candidates the ability to solve the following extension of the Maximum Approval Pandering problem in every round, so their only strategic choice is in choosing the maximum number of issues they are willing to pander on in each round. Hence, we define the following, more general version of MAP.

PROBLEM 2 (CONSTRAINED MAXIMUM APPROVAL PANDERING (CMAP)). For any profile of voter preferences over r binary issues $V \in \{0, 1\}^{r \times n}$, private preferences c of a candidate, and integer $0 \leq a \leq r$, compute a preference to report that maximizes approvals subject to the constraint that it panders on at most a issues:

$$\hat{c} = \arg \max_{c' : d_H(c, c') \leq a} |\{v \in V : d_H(v, c') < \frac{r}{2}\}|$$

We created a mathematical program to solve CMAP with Mathematica [24] for all our experiments on pandering. With the CMAP

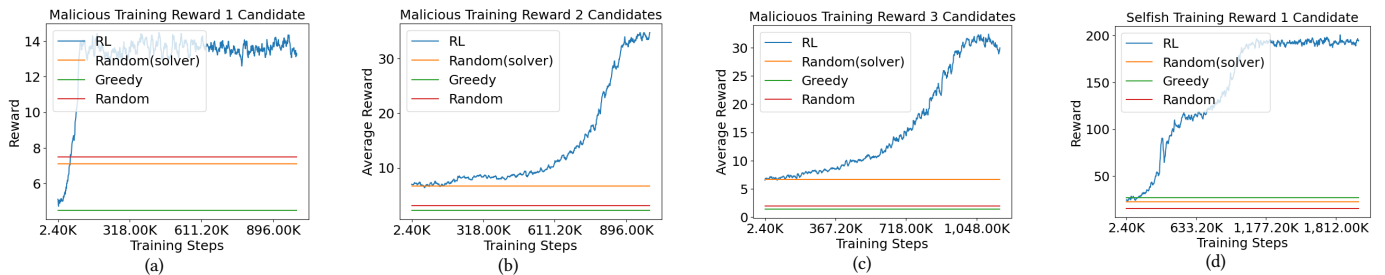


Figure 2: Training curve of strategic candidates in RD voting systems. Compared with baselines: Random, Random with CMAP solver, and Greedy. $\beta_1 = 0.95$.

problem, the action space becomes $A^q = \{0, 1, 2, \dots, r\}$ for selfish candidates and $A^q = \{0, 1, 2, \dots, r\}^{|S|}$ for malicious candidates.

Reward Design. We explicitly show how to design reward functions for both selfish candidates and malicious candidates. For selfish candidates, the candidate will not get any reward if not elected as committee member and get high reward if get elected by pandering. In the malicious setting, all malicious candidates share the same reward in each round which captures how far they can get the outcomes to deviate from the majority will of the voters.

- Selfish: For each $c \in S$:

$$R_c^q = f(a^q, D^q(c), \mathbf{o}^q) = D^q(c) \cdot (1 + 9 \cdot \text{sign}(A_q)) \cdot (1 - \frac{1}{r} d_H(\mathbf{o}^q, c)),$$
 where $\text{sign}(A^q) = 0$ if $A^q = 0$ and $\text{sign}(A^q) = 1$ if $A^q > 0$.
- Malicious: $R^q = f(\mathbf{o}^q, \delta^q) = \frac{1}{r} d_H(\mathbf{o}^q, \delta^q)$.

Reinforcement Learning and Environment Details. We use the DQN algorithm implemented with stable-baselines3 [39] to train both our selfish and malicious candidates. Recall that our parameters are $n = 50$, $|C| = 10$, $k = 5$, $|S| \in \{0, 1, 2, 3\}$, $\beta_1 \in \{0.9, 0.95\}$, $\beta_2 = 0.003$, $\beta_3 = 0.01$, $r = 9$ (issues per round), and there will be 100 rounds total (time horizon). Either all of the candidates in $S \subset C$ are selfish or they are all malicious. We train policies for one, two and three malicious candidates and policy for one selfish candidate. We run our experiments on a sever with Intel i9-12900KF and Nvidia RTX 3090. It takes around 60 hours to train 1 million rounds for three malicious candidates.

Testing Details. We run each of our experiments under 10 random seeds and report average and error bars in our graphs. Testing environments uses the same parameters as training environment. For the setting with multiple selfish candidates, each of the selfish candidate uses the same policy. This means that, from the view of each selfish candidate all other selfish candidates are treated as benign candidates. This gives us an approximation of the optimal policy in this setting. We do this as solving the full Markov game, or multi-agent MDP induced by multiple, self-interested selfish candidates where each takes the others actions into consideration, is computationally infeasible.

7.2 Results

7.2.1 Convergence and Baseline Comparison. Figure 2 shows the training curve for varying numbers of malicious candidates and a single selfish candidate. Along with the training curves to show convergence, we plot three naive baselines: random, random(solver) and greedy. A random pandering candidate randomly chooses \hat{c} in each round, the random(solver) pandering candidate will randomly choose the number of issues to lie each round and feed the number into the CMAP solver to generate \hat{c} , while an candidate that is greedily pandering always chooses the voter majority as his/her public preference.

Figure 2 (a) shows that our RL candidate is able to quickly learn how to pander, and outperforms all of the baselines. Looking at (b) and (c) we see that as we add more malicious candidates, the convergence takes longer, but the malicious candidates are able to outperform the baselines by a greater margin as the candidates are able to learn a cooperative policy and achieve a higher reward. In fact, even at the start of training, the RL candidates are able to outperform the baselines, i.e., with very little training.

7.2.2 Experiments with Selfish Candidates. Figure 3 details the results of our experimental results with selfish candidates. Recall that selfish candidates pander to increase their influence over election outcomes and steer the voting outcomes to match their private preferences. Figure 3(a) shows that the average reward received by selfish candidates is lower under FRD than it is under RD in every scenario, indicating that FRD is more resilient to pandering by selfish candidates. However, the difference between $\beta_1 = 0.9$ and $\beta_1 = 0.95$ dwarfs the difference between RD and FRD, meaning that sensitivity to pandering has a much greater effect on the reward of selfish candidates than allowing the weighting of representatives.

Figure 3(b) shows that FRD is significantly better than RD at leading to voting outcomes that have lower disagreement, i.e., represent the voter majority, no matter how many selfish candidates are present. Here again we see that the difference between RD and FRD is much larger than the difference between $\beta_1 = 0.9$ and $\beta_1 = 0.95$. To highlight the drastic difference, in RD with no selfish candidates at all over 30% of issues decided by the representatives go against the voter majority, while in FRD with 3 selfish candidates and the weaker value of $\beta_1 = 0.95$, the fraction of issues decided against the voter majority is below 15%.

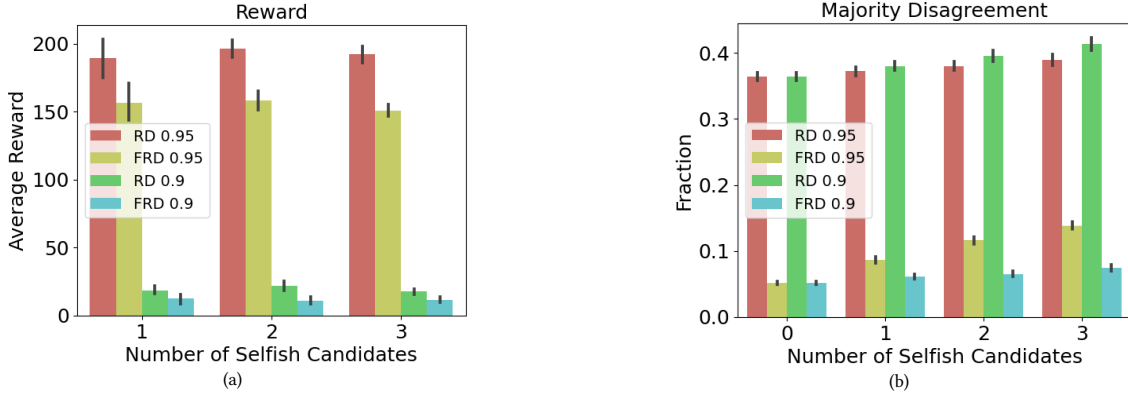


Figure 3: Effects of pandering by up to $|S| = 3$ selfish candidates out of $|C| = 10$ in RD and FRD where $k = 5$ get elected. Figure (a) shows the average reward of each selfish candidate for $\beta_1 \in \{0.9, 0.95\}$. Figure (b) shows what fraction of the 900 total issues (across 100 rounds) are decided against the voter majority for $\beta_1 \in \{0.9, 0.95\}$.

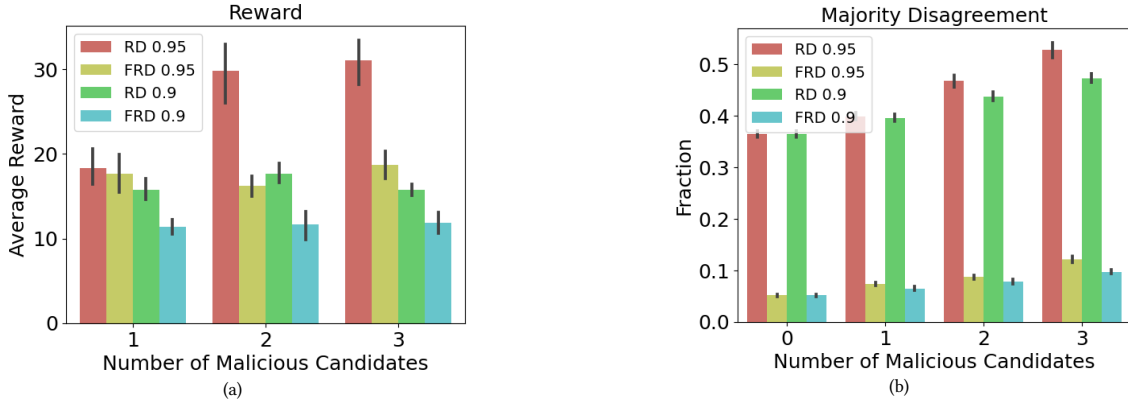


Figure 4: Effects of pandering by up to $|S| = 3$ malicious candidates out of $|C| = 10$ in RD and FRD where $k = 5$ get elected. Figure (a) shows the average reward of each selfish candidate for $\beta_1 \in \{0.9, 0.95\}$. Figure (b) shows what fraction of the 900 total issues (across 100 rounds) are decided oppositely to the voter majority for $\beta_1 \in \{0.9, 0.95\}$.

7.2.3 Experiments with Malicious Candidates. Figure 4 shows the results on average candidate reward and majority disagreement for settings with varying a varying number of malicious agents. Recall that malicious candidates want to maximize the number of issues whose outcome goes against the voter majority, i.e., maximize disagreement. Figure 4(a) shows that FRD yields a lower average reward for malicious candidates than RD for any number of malicious candidates, but the difference between $\beta_1 = 0.9$ and $\beta_1 = 0.95$ is far less striking than for selfish candidates as seen in Figure 3. Thus, both sensitivity to pandering and the weighting of representatives play a meaningful role in the presence of malicious candidates.

Note that the reward functions are different for the two candidates types, so these scales are not directly comparable, only the relative effect sizes of the different parameters are. Figure 4(b) shows a similarly drastic difference between FRD and RD that dwarfs the difference between the two β_1 values. Notice that the fraction of issues that disagree with the voter majority is higher for every

number of strategic candidates when the candidates are malicious versus when they are selfish under RD, but for FRD there is little difference.

8 DISCUSSION AND CONCLUSIONS

As we have seen in Section 7, FRD is able to account for the presence of both malicious and selfish candidates better than RD, resulting in more issues being decided with the majority of voters. An interesting observation can be made when comparing the results in Figure 1 with those in Figure 4, namely, that holding regular elections is, in fact, important in upholding the "will of the people". Observe that in Figure 1, even for RD, the fraction of majority disagreement is around 0.68, while in Figure 4 it is 0.5. So, even in the case where we have multiple malicious candidates, that pander optimally using RL, they are unable to cause as much damage as a single candidate in a single round with an equal number of total issues. This observation holds for both RD and, even more so for FRD.

The experimental results in Section 7 show that FRD has lower fraction of disagreement and a lower attacker reward across all tested scenarios. Thus, we can draw the conclusion that FRD is more resilient than RD facing one or more strategic candidates pandering. We also observe that the average reward is almost the same for all scenario expect malicious candidates under $\beta_1 = 0.95$. This indicates that the damage from strategic candidates is almost linear with the number of strategic candidates except malicious when $\beta_1 = 0.95$, which might be that a high tolerance for pandering leads to more coordination opportunities between malicious candidates.

In future work it would be interesting to look at how voters can learn strategies for their approval votes in the election, and how representatives can learn strategies for when to vote according to their true preferences and when to vote according to their reported preferences to appear more honest.

ACKNOWLEDGMENTS

Nicholas Mattei was supported by NSF Awards IIS-RI-2007955, IIS-III-2107505, and IIS-RI-2134857, as well as an IBM Faculty Award and a Google Research Scholar Award. Ben Abramowitz was supported by the NSF under Grant #2127309 to the Computing Research Association for the CIFellows Project. Xiaolin Sun and Zizhan Zheng were supported by NSF awards CNS-1816495 and CNS-2146548, and Tulane University Juriest Center for Artificial Intelligence. The authors thank Neal Young for his original proof of Theorem 1 [22] and to the anonymous user on StackExchange for their help in debugging [1].

REFERENCES

- [1] [n.d.]. Find binary vector within fixed distance to reference vector that maximizes the number of distances to a set of vector that are below a threshold. *Mathematica & Wolfram Language Stack Exchange*. arXiv:<https://mathematica.stackexchange.com/a/271324/87407> URL:<https://mathematica.stackexchange.com/a/271324/87407>
- [2] Pieter Abbeel, Adam Coates, Morgan Quigley, and Andrew Ng. 2006. An application of reinforcement learning to aerobatic helicopter flight. *Advances in neural information processing systems* 19 (2006).
- [3] Ben Abramowitz and Nicholas Mattei. 2019. Flexible Representative Democracy: An Introduction with Binary Issues. arXiv:1811.02921 [cs.MA]
- [4] Michael J. Aird, Ullrich K. H. Ecker, Briony Swire, Adam J. Berinsky, and Stephan Lewandowsky. 2018. Does truth matter to voters? The effects of correcting political misinformation in an Australian sample. *Royal Society Open Science* 5, 12 (2018), 180593. <https://doi.org/10.1098/rsos.180593> arXiv:<https://royalsocietypublishing.org/doi/pdf/10.1098/rsos.180593>
- [5] Christopher J Anderson, Damien Bol, and Aurelia Ananda. 2021. Humanity’s Attitudes about Democracy and Political Leaders: Patterns and Trends. *Public Opinion Quarterly* 85, 4 (11 2021), 957–986. <https://doi.org/10.1093/poq/nfab056> arXiv:<https://academic.oup.com/poq/article-pdf/85/4/957/42180837/nfab056.pdf>
- [6] Gertrude EM Anscombe. 1976. On frustration of the majority by fulfilment of the majority’s will. *Analysis* 36, 4 (1976), 161–168.
- [7] UN General Assembly et al. 1948. Universal declaration of human rights. *UN General Assembly* 302, 2 (1948), 14–25.
- [8] Haris Aziz, Markus Brill, Vincent Conitzer, Edith Elkind, Rupert Freeman, and Toby Walsh. 2017. Justified representation in approval-based committee voting. *Social Choice and Welfare* 48, 2 (2017), 461–485.
- [9] Christopher Berner, Greg Brockman, Brooke Chan, Vicki Cheung, Przemysław Dębniak, Christy Dennison, David Farhi, Quirin Fischer, Shariq Hashme, Chris Hesse, et al. 2019. Dota 2 with large scale deep reinforcement learning. *arXiv preprint arXiv:1912.06680* (2019).
- [10] Daan Bloembergen, Davide Grossi, and Martin Lackner. 2019. On rational delegations in liquid democracy. In *Proceedings of the AAI Conference on Artificial Intelligence*, Vol. 33. 1796–1803.
- [11] Christian Blum and Christina Isabel Zuber. 2016. Liquid democracy: Potentials, problems, and perspectives. *Journal of Political Philosophy* 24, 2 (2016), 162–182.
- [12] Kevin D. Bowers, Marten E. Van Dijk, Ari Juels, Alina M. Oprea, Ronald L. Rivest, and Nikolaos Triandopoulos. 2014. Graph-based approach to deterring persistent security threats. US Patent 8813234.
- [13] Felix Brandt, Vincent Conitzer, Ulle Endriss, Jérôme Lang, and Ariel D Procaccia. 2016. *Handbook of computational social choice*. Cambridge University Press.
- [14] Markus Brill. 2018. Interactive democracy. In *Proceedings of the 17th International Conference on Autonomous Agents and MultiAgent Systems*. 1183–1187.
- [15] John R Chamberlin and Paul N Courant. 1983. Representative deliberations and representative decisions: Proportional representation and the Borda rule. *American Political Science Review* 77, 3 (1983), 718–733.
- [16] Piotr Faliszewski and Ariel D Procaccia. 2010. AI’s war on manipulation: Are we winning? *AI Magazine* 31, 4 (2010), 53–64.
- [17] Piotr Faliszewski, Piotr Skowron, Arkadii Slinko, and Nimrod Talmon. 2017. Multiwinner voting: A new challenge for social choice theory. *Trends in computational social choice* 74, 2017 (2017), 27–47.
- [18] Bryan Alexander Ford. 2002. *Delegative democracy*. Technical Report.
- [19] Michael R Garey and David S Johnson. 1979. Computers and intractability. *A Guide to the* (1979).
- [20] Paul Gözl, Anson Kahng, Simon Mackenzie, and Ariel D Procaccia. 2021. The fluid mechanics of liquid democracy. *ACM Transactions on Economics and Computation* 9, 4 (2021), 1–39.
- [21] Reinhard Hainisch and Alois Paulin. 2016. Civocracy: Establishing a Competent and Responsible Council of Representatives Based on Liquid Democracy. In *2016 Conference for E-Democracy and Open Government (CeDEM)*. 10–16. <https://doi.org/10.1109/CeDEM.2016.27>
- [22] Neal Young (https://cstheory.stackexchange.com/users/8237/neal_young). [n.d.]. Complexity of Maximizing Hamming Distances Below a Threshold. *Theoretical Computer Science Stack Exchange*. arXiv:<https://cstheory.stackexchange.com/q/52032> <https://cstheory.stackexchange.com/q/52032> URL:<https://cstheory.stackexchange.com/q/52032> (version: 2022-10-20).
- [23] Eugene Ie, Vihan Jain, Jing Wang, Sanmit Narvekar, Ritesh Agarwal, Rui Wu, Heng-Tze Cheng, Morgane Lustman, Vince Gatto, Paul Covington, et al. 2019. Reinforcement learning for slate-based recommender systems: A tractable decomposition and practical methodology. *arXiv preprint arXiv:1905.12767* (2019).
- [24] Wolfram Research, Inc. [n.d.]. *Mathematica*, Version 13.1. <https://www.wolfram.com/mathematica> Champaign, IL, 2022.
- [25] Katharina A. Janezic and Aina Gallego. 2020. Eliciting preferences for truth-telling in a survey of politicians. *Proceedings of the National Academy of Sciences* 117, 36 (2020), 22002–22008. <https://doi.org/10.1073/pnas.2008144117> arXiv:<https://www.pnas.org/doi/pdf/10.1073/pnas.2008144117>
- [26] Martin Lackner. 2020. Perpetual voting: Fairness in long-term decision making. In *Proceedings of the AAI conference on artificial intelligence*, Vol. 34. 2103–2110.
- [27] Henger Li, Wen Shen, and Zizhan Zheng. 2020. Spatial-Temporal Moving Target Defense: A Markov Stackelberg Game Model. In *International Conference on Autonomous Agents and Multi-Agent Systems (AAMAS)*.
- [28] Henger Li, Xiaolin Sun, and Zizhan Zheng. 2022. Learning to Attack Federated Learning: A Model-based Reinforcement Learning Attack Framework. In *Advances in Neural Information Processing Systems (NeurIPS)*.
- [29] Ryan Lowe, Yi I Wu, Aviv Tamar, Jean Harb, OpenAI Pieter Abbeel, and Igor Mordatch. 2017. Multi-agent actor-critic for mixed cooperative-competitive environments. *Advances in neural information processing systems* 30 (2017).
- [30] Niall McCarthy. 2021. America’s most & least trusted professions [infographic]. <https://www.forbes.com/sites/niallmccarthy/2019/01/11/americas-most-least-trusted-professions-infographic/?sh=1826542b7e94>
- [31] Kathleen M. McGraw, Milton Lodge, and Jeffrey M. Jones. 2002. The Pandering Politicians of Suspicious Minds. *The Journal of Politics* 64, 2 (2002), 362–383. <https://doi.org/10.1111/1468-2508.00130> arXiv:<https://doi.org/10.1111/1468-2508.00130>
- [32] Joseph McMurray. 2017. Polarization and Pandering in Common-value Elections. *Brigham Young University. Manuscript* (2017).
- [33] Volodymyr Mnih, Koray Kavukcuoglu, David Silver, Alex Graves, Ioannis Antonoglou, Daan Wierstra, and Martin Riedmiller. 2013. Playing Atari with Deep Reinforcement Learning. arXiv:1312.5602 [cs.LG]
- [34] Thanh H. Nguyen, Yongzhao Wang, Arunesh Sinha, and Michael P. Wellman. 2019. Deception in Finitely Repeated Security Games. In *AAAI Conference on Artificial Intelligence (AAAI)*.
- [35] Ritesh Noothigattu, Djallel Bouneffouf, Nicholas Mattei, Rachita Chandra, Piyush Madan, Kush R. Varshney, Murray Campbell, Moninder Singh, and Francesca Rossi. 2019. Teaching AI agents ethical values using reinforcement learning and policy orchestration. *IBM J. Res. Dev.* 63, 4/5 (2019), 2:1–2:9.
- [36] Alois Paulin. 2020. An overview of ten years of liquid democracy research. In *The 21st Annual International Conference on Digital Government Research*. 116–121.
- [37] Marcus Pivato and Arnold Soh. 2020. Weighted representative democracy. *Journal of Mathematical Economics* 88 (2020), 52–63. <https://doi.org/10.1016/j.jmateco.2020.03.001>
- [38] Ariel D Procaccia, Jeffrey S Rosenschein, and Aviv Zohar. 2007. Multi-Winner Elections: Complexity of Manipulation, Control and Winner-Determination.. In *IJCAI*, Vol. 7. 1476–1481.

- [39] Antonin Raffin, Ashley Hill, Adam Gleave, Anssi Kanervisto, Maximilian Ernestus, and Noah Dormann. 2021. Stable-Baselines3: Reliable Reinforcement Learning Implementations. *Journal of Machine Learning Research* 22, 268 (2021), 1–8. <http://jmlr.org/papers/v22/20-1364.html>
- [40] John Schulman, Filip Wolski, Prafulla Dhariwal, Alec Radford, and Oleg Klimov. 2017. Proximal Policy Optimization Algorithms. <https://doi.org/10.48550/ARXIV.1707.06347>
- [41] Sailik Sengupta and Subbarao Kambhampati. 2020. Multi-agent reinforcement learning in bayesian stackelberg markov games for adaptive moving target defense. *arXiv preprint arXiv:2007.10457* (2020).
- [42] David Silver, Aja Huang, Chris J Maddison, Arthur Guez, Laurent Sifre, George Van Den Driessche, Julian Schrittwieser, Ioannis Antonoglou, Veda Panneershelvam, Marc Lanctot, et al. 2016. Mastering the game of Go with deep neural networks and tree search. *nature* 529, 7587 (2016), 484–489.
- [43] Richard S. Sutton and Andrew G. Barto. 2018. *Reinforcement Learning: An Introduction, 2nd Edition*. A Bradford Book, Cambridge, MA, USA.
- [44] Milind Tambe. 2011. *Security and Game Theory: Algorithms, Deployed Systems, Lessons Learned*. Cambridge university press.
- [45] Marten van Dijk, Ari Juels, Alina Oprea, and Ronald L. Rivest. 2013. FlipIt: The Game of “Stealthy Takeover”. *Journal of Cryptology* 26, 4 (2013), 655–713.
- [46] Richard Wike and Shannon Schumacher. 2021. Democratic rights popular globally but commitment to them not always strong. <https://www.pewresearch.org/global/2020/02/27/democratic-rights-popular-globally-but-commitment-to-them-not-always-strong/>
- [47] Huan Zhang, Hongge Chen, Chaowei Xiao, Bo Li, Duane Boning, and Cho-Jui Hsieh. 2020. Robust deep reinforcement learning against adversarial perturbations on observations. In *Advances in Neural Information Processing Systems (NeurIPS)*.
- [48] Yuzhe Zhang and Davide Grossi. 2021. Power in liquid democracy. In *Proceedings of the AAAI conference on Artificial Intelligence*, Vol. 35. 5822–5830.