

MELHUBERT: A SIMPLIFIED HUBERT ON MEL SPECTROGRAM

Tzu-Quan Lin[†], Hung-yi Lee[†], Hao Tang[‡]

[†]National Taiwan University, [‡]University of Edinburgh

ABSTRACT

Self-supervised models have had great success in learning speech representations that can generalize to various downstream tasks. HuBERT, in particular, achieves strong performance while being relatively simple in training compared to others. The original experimental setting is computationally extensive, hindering the reproducibility of the models. It is also unclear why certain design decisions are made, such as the ad-hoc loss function, and whether these decisions have an impact on the learned representations. We propose MelHuBERT, a simplified version of HuBERT that takes Mel spectrograms as input, significantly reducing computation and memory consumption. We study several aspects of training, including the loss function, multi-stage training, and streaming options. Our result is a efficient yet performant model that can be trained on a single GPU.

Index Terms— self-supervised learning, speech representations, automatic speech recognition, speaker recognition

1. INTRODUCTION

Self-supervised models have shown to be able to generalize across various downstream tasks, either as feature extractors or through fine-tuning [1, 2, 3, 4, 5]. To make use of large quantities of unlabeled data, self-supervised models are often large in terms of both the number of parameters and the amount of compute needed during inference [6]. One could argue that the amortized cost of training large models on large data sets is low, because the resulting models can be reused many times and across many downstream tasks. However, the ever increasing cost to train large self-supervised models on large data sets hinders the development of better training recipes. In fact, few can afford the cost to train their own self-supervised models from random initialization. In this work, we tackle this problem by studying the training recipe of HuBERT [4], a self-supervised model that performs well but also has a simpler training recipe than others.

The training recipe of HuBERT consists of stages. Each stage performs so-called masked prediction, a frame-wise prediction task with the input partially masked [3, 4, 5]. The stages differ in the targets used. The targets of the first stage are cluster assignments of MFCCs frames (with k-means), while the targets of subsequent stages are cluster assignments

of HuBERT hidden layers. Despite having a simple training recipe, some design decisions in HuBERT are not properly evaluated, and it is generally unclear how the design decisions impact the performance on downstream tasks. In this work, we choose to study several key decisions in the training recipe, the loss function, the number clusters, the impact of having multiple stages, and architectural choices.

We make several contributions in this work. We propose MelHuBERT, a 12-layer Transformer that takes Mel spectrograms as input, similar to [1, 7, 8]. We remove the 7 convolutional layers in HuBERT, as we no longer need them for computing the equivalent of acoustic features. As a result, MelHuBERT has 33% fewer multiply-accumulation operations (MACs) than HuBERT. Based on our study, we can replace the ad-hoc loss function in HuBERT with the regular cross entropy. We also report the impact of the number of clusters for k-means on the downstream tasks and its implications.

Thanks to the simplification in training recipe, we are able to obtain an efficient yet performant model with a single GPU. In addition, the improved training recipe facilitates other comparisons with prior work. We explore a streaming MelHuBERT with causal attention. We compare training losses, including masked prediction [3, 9] and autoregressive predictive coding [1, 10] and compare architectural choices, including Transformers and LSTMs.

2. BACKGROUND: HUBERT

Our model is largely based on HuBERT [4], and in this section, we review HuBERT and the design decisions made in that study. HuBERT is based on Transformers, and in this work, we focus on the BASE model, a 12-layer Transformer.

HuBERT takes waveform as input and has 7 convolution layers to process waveform into frames of 25 ms context and 20 ms shift. After the convolution layers, there is a 12-layer Transformer. Training follows masked prediction, separated in multiple stages. Masks are applied on the frames produced by the convolution layers. Each frame has 8% probability to be chosen, and masks of 10 frames (200 ms) are applied. The targets of training differ from stage to stage. The first stage uses quantized MFCCs with k-means, while subsequent stages uses quantized hidden vectors from one of the Transformer layers. The probability of a frame o_t produced by Transformer belonging to a cluster c (out of C clusters in k-

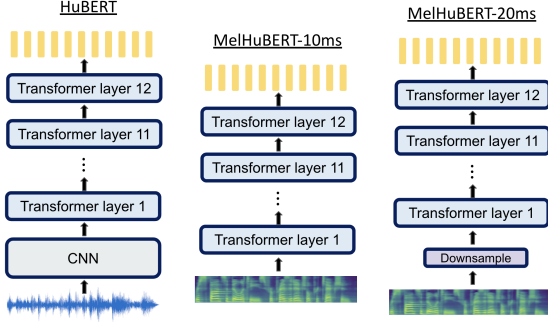


Fig. 1. Model architectures of HuBERT, MelHuBERT-10ms, and MelHuBERT-20ms.

means) is defined as

$$p(c|o_t) = \frac{\exp(\text{sim}(Mo_t, e_c)/\tau)}{\sum_{c'=1}^C \exp(\text{sim}(Mo_t, e_{c'})/\tau)}, \quad (1)$$

where M is a projection matrix, e_c is the embedding of the cluster label c . τ is a temperature hyperparameter set to 0.1 in the [4], and cosine is used for the similarity function sim . The goal of HuBERT is to maximize the log likelihood under this distribution.

3. MELHUBERT

Our choice of model architecture and self-supervised training loss is largely based on HuBERT. However, we make several simplification in both the architecture and the loss, both leading to small yet significant improvements.

Since extracting log Mel spectrogram is mature and fast, we remove the convolution layers and let the Transformer take log Mel spectrogram as input; hence the name MelHuBERT. The frame shift for Mel spectrograms is 10 ms. In other words, there are twice as many frames as the output of convolution layers in HuBERT. As a result, we decide to experiment two versions, MelHuBERT-10ms where the model follows the 10 ms frame shift, and MelHuBERT-20ms where the model takes the downsampled frames (by concatenating every two frames) as input. As we will show in this paper and elsewhere [11], the frame rate can have a significant impact on certain downstream tasks. A comparison of the model architectures, including HuBERT, MelHuBERT-10ms, and MelHuBERT-20ms, is shown in Figure 1. Based on the profiling tool used in SLT SUPERB challenge [12], MelHuBERT-20ms reduces MACs by 33% compared to HuBERT.

We follow HuBERT, with the same goal of predicting cluster labels while the input frames are masked. Instead of using an ad-hoc loss function (1), we treat it as a classification task, and the loss is simply the cross entropy. In terms of masks, HuBERT uses masks of 200 ms. Based on our pilot

experiments, we instead choose a 7% probability of applying a mask at each frame with masks of 10 frames (100 ms) for MelHuBERT-10ms. For MelHuBERT-20ms, we use a 14% probability of applying a mask at each frame with mask of 5 frames (100 ms).

4. EXPERIMENTS

We conduct every pre-training experiments on the 360-hour subset of LibriSpeech. We use a learning rate of 10^{-4} and do not apply any learning rate scheduling during pre-training. Similar to HuBERT, dropout with the probability of 10% is applied after most matrix multiplications, such as after query, key, and value multiplication, and after FC1 and FC2. We do not use LayerDrop. It takes around 150 hours to train MelHuBERT-20ms for 200 epochs on a single 24 GB 3090 GPU with an effective batch size of 32 (accumulated 4 times with a batch size of 8). We evaluate our model on SUPERB [13], and follow the default setting in S3PRL¹. The self-supervised model is frozen, and a weighted sum of all hidden layers is used as the representation for downstream tasks. The weights for each layer are learned for each task. We focus on phone recognition (PR) and speaker identification (SID). Phone recognition is conducted on the 100-hour subset of LibriSpeech, and phone error rate is reported. Speaker identification is conducted on Voxceleb 1, and classification error rate is reported.

4.1. Stage-1 initial results

In this section, we show our initial experiments of training MelHuBERT-10ms and MelHuBERT-20ms. The design decisions will be explored in later sections. The input to MelHuBERT is 40-dimensional Mel spectrogram, normalized with global mean and variance. We quantize the same input Mel spectrogram as our targets, using k-means with 512 clusters. When subsampling the Mel spectrograms, we concatenate every two contiguous frames to produce the input for MelHuBERT-20ms. The targets for training MelHuBERT-20ms are the cluster labels of the odd frames. We compare to prior work in Table 1. Though these models are not directly comparable given a wide range of differences in model architecture, training approaches, and input types, MelHuBERT achieves a strong performance considering that it is only trained on about a third of LibriSpeech.

Similar to the findings in prior work [11], we find that downsampling the input (by concatenation) does not suffer degradation. In fact, MelHuBERT-20ms outperforms MelHuBERT-10ms on both PR and SID. Based on its performance and speed, we will focus on MelHuBERT-20ms for the rest of the paper.

¹<https://github.com/s3prl/s3prl>

Table 1. A comparison of self-supervised models in terms of frame period (FP), MACs per 1 second speech, phone recognition (PR), and speaker identification (SID). The APC model is a 6-layer LSTM. wav2vec 1.0 and vq-wav2vec has 9 layers of convolution and another 5 layers convolution layers for processing wave samples. The rest are 12-layer Transformers.

Model	input	data (hrs)	FP (ms)	MACs (G/sec)	PR (PER)	SID (ER)
MelHuBERT-10ms	spec	360	10	10.76	15.1	35.2
APC [14]	spec	360	10	6.35	32.0	44.7
wav2vec 1.0 [2]	wav	960	10	4.89	31.6	43.4
vq-wav2vec [15]	wav	960	10	4.98	33.5	61.2
MelHuBERT-20ms	spec	360	20	4.93	13.0	33.7
DeCoAR 2.0 [8]	spec	960	20	4.93	15.0	25.6
HuBERT [4]	wav	960	20	7.42	5.4	18.6

4.2. Stage-1 pre-training

In this section, we study three major aspects in stage-1 pre-training: the number of k-means clusters, the number of Mel bins, and the design of loss functions.

HuBERT’s loss function (1) is a descendant of the loss functions used in wav2vec [2] and wav2vec 2.0 [3]. We choose cross entropy for its simplicity, and compare the two in this section. Results are shown in the first two rows of Table 2. We see a slight improvement in both PR and SID when using cross entropy.

The original study of HuBERT [4] experiments with 50, 100, and 500 clusters when quantizing MFCCs. Using 100 clusters performs better than 500 clusters on ASR. The number of clusters is also studied in [14] in the context of autoregressive predictive coding (APC) with LSTMs. Similar to the finding of [4], using 100 clusters performs better than 512 clusters on phone classification. On the contrary, 512 clusters works best in vector-quantized APC [16] for phone classification. The number of clusters has a different impact on speaker tasks, and is in general less explored [16]. We compare different numbers of clusters in training for MelHuBERT. Results are shown in Table 2. We find that using 100 clusters leads to better results.

Next, we study the number of Mel filters used to extract Mel spectrograms. Various other numbers of Mel bins have been used in prior work. For example, APC [1, 14] uses 40 filters; Mockingjay [17], DeCoAR 2.0 [8], and TERA [18] use 80 filters; while SSAST [19] uses 128 filters. We explore this option for MelHuBERT, and the results are shown in Table 2. We find that using more Mel filters does not lead to any improvement.

Instead of only using the cluster labels of the odd frames, we also explore predicting the cluster labels of both the odd and even frames. Specifically, when the two frames at t and

Table 2. Results on the design choices of MelHuBERT-20ms. We compare the number of k-means clusters, the number of Mel filters, the number of targets during training.

Loss	clusters	Mel filters	targets	PR	SID
HuBERT	512	40	1	13.3	34.6
CE	512	40	1	13.0	33.7
CE	100	40	1	12.4	31.7
CE	100	80	1	12.9	32.7
CE	512	40	2	12.4	32.7
CE	100	40	2	12.3	30.5

$t + 1$ are concatenated, we compare training MelHuBERT-20ms against only the cluster labels at t to the one against both t and $t + 1$. We simply use two projection matrix when predicting two targets, a multitask approach. Results are shown in Table 2, and we do find that using two targets is better than one.

We will proceed with the best setting discovered in this section for the rest of the paper.

4.3. Stage-2 Pre-training

After the first stage, HuBERT includes multiple subsequent stages to train their models [4]. We limit ourselves to having two stages. The second stage uses quantized hidden vectors as targets for training, and we need to decide which layer to quantize. In the original study, hidden vectors of each layer are clustered, and the phone purity and cluster purity are measured based on forced alignments. The layer with the highest purity is chosen for stage two. The effect of multi-stage training is reported in [4] with a focus on ASR. It is unclear how this decision might impact speaker identification. Following HuBERT, we first present the phone purity and cluster purity of hidden layers, based on force alignments obtained from the Montreal Forced Aligner.²

Figure 2 shows the phone and cluster purity. Similar to [4, 20], we find that the phone information is most accessible in the middle layers, with the sixth layer being the best, consistent with [4]. We train MelHuBERT-20ms on the quantized hidden vectors produced by the stage-1 model for extra 200 epochs. Same as the first stage, we use a learning rate of 10^{-4} and an effective batch size of 32. Results are shown in Table 3. Phone recognition significantly improves consistent with others [4], but speaker identification slightly degrades. In Figure 3, we analyze the weights learned in computing the weighted sum for downstream tasks. Accessibility of speaker information is generally better at lower layers, while accessibility of phonetic information is better at higher layers. Stage-2 training also changes the weights of individual layers.

²In our opinion, the pipeline seems to be unsupervised if it relies on forced alignments. We include the results and analyses for completeness.

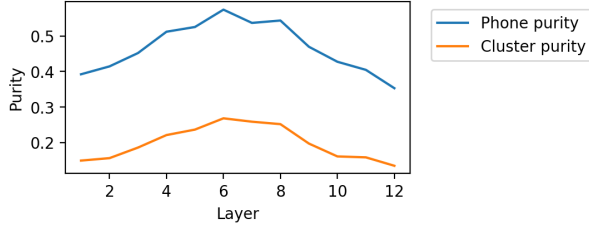


Fig. 2. Phone purity and cluster purity of the stage-1 model across layers on 10% of the 360-hour LibriSpeech subset.

Table 3. Results of stage-2 pre-training on PR and SID.

	PR	SID
stage-1	12.3	30.5
stage-2	9.9	31.7

5. STREAMING

Given the improved pipeline, it is now possible for us to explore the option of streaming. There are few studies focus on streaming self-supervised models. One [9] focuses on fine-tuning a non-streaming model to achieve streaming, while another [21] trains a streaming self-supervised model from random initialization. Incidentally, the model in [21], termed Mel2vec, is similar to ours in that it takes Mel spectrogram as input, but is based on wav2vec 2.0. Our implementation of streaming transformer is based on causal self-attention [22]. To avoid any lookahead, we also replace the convolution positional encoding with sinusoidal positional embeddings.

Similar to the setting in [21], we explore several training losses, including the regular masked prediction, APC with quantization (termed HuBERT-like training in [14]), and regular APC. For regular masked prediction, we use our 5-frame masks with a probability of 14%. For APC, we follow [10], predicting 5 frames ahead with the L_2 loss. For APC with quantization, we follow [14] and use k-means 512 clusters, predicting the cluster labels 5 frames ahead with cross entropy. While we believe the benefit of stage-2 training should

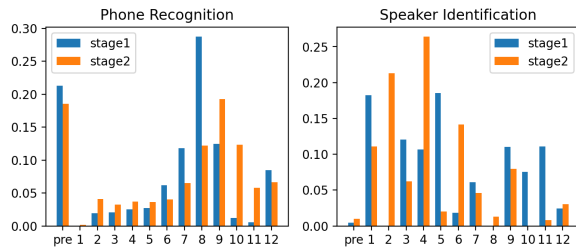


Fig. 3. Weights of the layers learned based on the downstream phone recognition and speaker identification.

Table 4. Comparing causal self-attention for streaming to regular self-attention in stage-1 training. The 6-layer unidirectional LSTM trained with APC is included as another streaming baseline.

Approach	Params (M)	Loss	PR	SID
regular att.	90.2	masked prediction	13.0	33.7
causal att.	90.2	masked prediction	23.0	44.0
causal att.	90.2	APC w/ quantization	32.8	44.7
causal att.	90.2	APC	34.4	43.8
uni-LSTM	11.7	APC	32.0	44.7

carry over, we only focus on stage-1 training. Note that all our models do not have any lookahead.

Results are shown in Table 4. We find that merely replacing regular self-attention with causal self-attention incurs a significant degradation. Contrary to the finding in [21], training causal Transformers with APC does not perform well compared to masked prediction. The result of APC with quantization slightly improves over the one of APC, and is consistent with [14]. The result of APC with quantization also shows that the weak performance is due to future prediction, not quantization. We suspect that future prediction might be too easy a task for 12-layer Transformers. We also compare 12-layer Transformers against a unidirectional 6-layer LSTM. The LSTM performs equally well under APC, further suggesting that APC is too easy a task for the 12-layer Transformer. A possible extension is to extend the time steps in future prediction or predicting time spans as in [8]. Pairing masked prediction and causal Transformers performs best in our setting.

6. CONCLUSION

In this paper, we propose MelHuBERT, a simplified version of HuBERT on both model architecture and training recipe. Thanks to those simplifications, we are able to obtain an efficient yet performant model with a single GPU. A comprehensive analysis is conducted on MelHuBERT, including loss functions, numbers of clusters for k-means, multi-stage training, and the streaming option. There are still many open questions in self-supervised learning, and we hope the simplified training recipe could facilitate and encourage studies on self-supervised learning itself, beyond using pre-trained models on downstream tasks.

7. ACKNOWLEDGMENT

We thank the Taiwan Web Service for providing the computing resources. This work was supported by JSALT 2022 at JHU, with gift-funds from Amazon, Microsoft, and Google.

8. REFERENCES

- [1] Yu-An Chung, Wei-Ning Hsu, Hao Tang, and James Glass, “An unsupervised autoregressive model for speech representation learning,” *Interspeech*, 2019.
- [2] Steffen Schneider, Alexei Baevski, Ronan Collobert, and Michael Auli, “wav2vec: Unsupervised pre-training for speech recognition,” *arXiv preprint arXiv:1904.05862*, 2019.
- [3] Alexei Baevski, Yuhao Zhou, Abdelrahman Mohamed, and Michael Auli, “wav2vec 2.0: A framework for self-supervised learning of speech representations,” *NeurIPS*, 2020.
- [4] Wei-Ning Hsu, Benjamin Bolte, Yao-Hung Hubert Tsai, Kushal Lakhota, Ruslan Salakhutdinov, and Abdelrahman Mohamed, “HuBERT: Self-supervised speech representation learning by masked prediction of hidden units,” *TASLP*, 2021.
- [5] Sanyuan Chen, Chengyi Wang, Zhengyang Chen, Yu Wu, Shujie Liu, Zhuo Chen, Jinyu Li, Naoyuki Kanda, Takuya Yoshioka, Xiong Xiao, et al., “WavLM: Large-scale self-supervised pre-training for full stack speech processing,” *IEEE Journal of Selected Topics in Signal Processing*, 2022.
- [6] Yu Zhang, Daniel S Park, Wei Han, James Qin, Anmol Gulati, Joel Shor, Aren Jansen, Yuanzhong Xu, Yanping Huang, Shibo Wang, et al., “BigSSL: Exploring the frontier of large-scale semi-supervised learning for automatic speech recognition,” *IEEE Journal of Selected Topics in Signal Processing*, 2022.
- [7] Dongwei Jiang, Xiaoning Lei, Wubo Li, Ne Luo, Yuxuan Hu, Wei Zou, and Xiangang Li, “Improving transformer-based speech recognition using unsupervised pre-training,” *arXiv preprint arXiv:1910.09932*, 2019.
- [8] Shaoshi Ling and Yuzong Liu, “DeCoAR 2.0: Deep contextualized acoustic representations with vector quantization,” *arXiv preprint arXiv:2012.06659*, 2020.
- [9] Songjun Cao, Yueteng Kang, Yanzhe Fu, Xiaoshuo Xu, Sining Sun, Yike Zhang, and Long Ma, “Improving streaming transformer based ASR under a framework of self-supervised learning,” *Interspeech*, 2021.
- [10] Gene-Ping Yang, Sung-Lin Yeh, Yu-An Chung, James Glass, and Hao Tang, “Autoregressive Predictive Coding: A Comprehensive Study,” *IEEE Journal of Selected Topics in Signal Processing*, 2022.
- [11] Yen Meng, Hsuan-Jui Chen, Jiatong Shi, Shinji Watanabe, Paola Garcia, Hung-yi Lee, and Hao Tang, “On Compressing Sequences for Self-Supervised Speech Models,” in *SLT*, 2022.
- [12] Tzu-hsun Feng, Annie Dong, Ching-Feng Yeh, Shu-wen Yang, Tzu-Quan Lin, Jiatong Shi, Kai-Wei Chang, Zili Huang, Haibin Wu, Xuankai Chang, et al., “SUPERB@SLT 2022: Challenge on Generalization and Efficiency of Self-Supervised Speech Representation Learning,” in *SLT*, 2022.
- [13] Shu wen Yang, Po-Han Chi, Yung-Sung Chuang, Cheng-I Jeff Lai, Kushal Lakhota, Yist Y. Lin, Andy T. Liu, Jiatong Shi, Xuankai Chang, Guan-Ting Lin, et al., “SUPERB: Speech Processing Universal PERFORMANCE Benchmark,” in *Interspeech*, 2021.
- [14] Sung-Lin Yeh and Hao Tang, “Autoregressive Co-Training for Learning Discrete Speech Representations,” in *Interspeech*, 2022.
- [15] Alexei Baevski, Steffen Schneider, and Michael Auli, “vq-wav2vec: Self-supervised learning of discrete speech representations,” *arXiv preprint arXiv:1910.05453*, 2019.
- [16] Yu-An Chung, Hao Tang, and James Glass, “Vector-quantized autoregressive predictive coding,” in *Interspeech*, 2020.
- [17] Andy T Liu, Shu-wen Yang, Po-Han Chi, Po-chun Hsu, and Hung-yi Lee, “Mockingjay: Unsupervised speech representation learning with deep bidirectional transformer encoders,” in *ICASSP*, 2020.
- [18] Andy T Liu, Shang-Wen Li, and Hung-yi Lee, “TERA: Self-supervised learning of transformer encoder representation for speech,” *TASLP*, 2021.
- [19] Yuan Gong, Cheng-I Lai, Yu-An Chung, and James Glass, “SSAST: Self-supervised audio spectrogram transformer,” in *AAAI*, 2022.
- [20] Ankita Pasad, Ju-Chieh Chou, and Karen Livescu, “Layer-wise analysis of a self-supervised speech representation model,” in *ASRU*, 2021.
- [21] Ananya Misra, Dongseong Hwang, Zhouyuan Huo, Shefali Garg, Nikhil Siddhartha, Arun Narayanan, and Khe Chai Sim, “A Comparison of Supervised and Unsupervised Pre-Training of End-to-End Models,” in *Interspeech*, 2021.
- [22] Jiatao Gu, James Bradbury, Caiming Xiong, Victor O.K. Li, and Richard Socher, “Non-autoregressive neural machine translation,” in *ICLR*, 2018.