

# Hypergraph Transformer for Skeleton-based Action Recognition

Yuxuan Zhou<sup>1</sup>, Chao Li<sup>2</sup>, Zhi-Qi Cheng<sup>3</sup>, Yifeng Geng<sup>2</sup>, Xuansong Xie<sup>2</sup>, Margret Keuper<sup>4</sup>  
<sup>1</sup>University of Mannheim <sup>2</sup>Alibaba Group <sup>3</sup>Carnegie Mellon University <sup>4</sup>University of Siegen  
 zhouyuxuan@x@gmail.com, lllcho.1c@alibaba-inc.com, zhiqi@cs.cmu.edu  
 cangyu.gyf@alibaba-inc.com, xingtong.xxs@taobao.com, keuper@mpi-inf.mpg.de

## Abstract

*Skeleton-based action recognition aims to predict human actions given human joint coordinates with skeletal interconnections. To model such off-grid data points and their co-occurrences, Transformer-based formulations would be a natural choice. However, Transformers still lag behind state-of-the-art methods using graph convolutional networks (GCNs). Transformers assume that the input is permutation-invariant and homogeneous (partially alleviated by positional encoding), which ignores an important characteristic of skeleton data, i.e., bone connectivity. Furthermore, each type of body joint has a clear physical meaning in human motion, i.e., motion retains an intrinsic relationship regardless of the joint coordinates, which is not explored in Transformers. In fact, certain re-occurring groups of body joints are often involved in specific actions, such as the subconscious hand movement for keeping balance. Vanilla attention is incapable of describing such underlying relations that are persistent and beyond pair-wise. In this work, we aim to exploit these unique aspects of skeleton data to close the performance gap between Transformers and GCNs. Specifically, we propose a new self-attention (SA) extension, named Hypergraph Self-Attention (HyperSA), to incorporate inherently higher-order relations into the model. The K-hop relative positional embeddings are also employed to take bone connectivity into account. We further reveal that the intra-joint modeling of simple 3D coordinates is negligible, thus proposing to remove the MLP layer. We name the resulting model Hyperformer, and it achieves comparable or better performance w.r.t. accuracy and efficiency than state-of-the-art GCN architectures on NTU RGB+D, NTU RGB+D 120, and Northwestern-UCLA datasets. On the largest NTU RGB+D 120 dataset, the significantly improved performance reached by our Hyperformer demonstrates the underestimated potential of Transformer models in this field.*

## 1. Introduction

Human action recognition finds its application in a wide range of areas, such as video retrieval, surveillance, and human-machine interaction. In recent years, skeleton-based human action recognition approaches have attracted increasing attention due to their computational efficiency and robustness to environmental variations in backgrounds or camera viewpoints. The body keypoints can also be easily acquired by sensors such as Kinect [54] or reliable pose estimation algorithms [2].

Yan et al. [47] first propose to treat joints and their natural connections as nodes and edges of a graph, and employ a Graph Convolutional Network (GCN) [20] on such a predefined graph to learn joint interactions. Since then, GCNs have become the de facto standard choice for skeleton-based action recognition. To further capture the interactions between physically unconnected joints, state-of-the-art GCNs [3, 7, 32, 36, 37, 48] adopt a learnable topology which merely uses the physical connections for initialization. Moreover, they indeed rely on an attention mechanism to relax the restriction of a fixed topology. This is the key for the improved performance, as shown in their ablation studies.

A natural question that arises is whether a purely attention-based Transformer is a better candidate for this task. Yet, the performance of current such models is far from being satisfying [29, 33]. We found this is due to the fact that the formulation of the vanilla Transformer ignores the special characteristics of skeleton data.

The vanilla attention operation assumes permutation invariance and thus destroys the positional information. For alleviating this issue, absolute positional embeddings [11, 39, 40] are widely adopted. Yet they are incapable of representing the sophisticated bone connectivity between human body joints. In contrast to absolute positional embeddings, relative positional embeddings prove to be superior for Transformers on various tasks on language [9, 15, 31], vision [26, 43, 56, 56] and graph [49] data, because they retain more structural information than the former.

Moreover, each type of body joint has its unique phys-

ical functionality for human action. Consequently, certain re-occurring groups of body joints are often involved in specific actions, such as the subconscious hand movement for keeping balance. Vanilla attention is incapable of describing such underlying relations that are independent from joint coordinates and beyond pair-wise.

In this work, we creatively apply the concept of hypergraphs [1, 13, 55] to represent the underlying higher-order relations of body joints. With the hypergraph representation, we propose a novel variant of Self-Attention (SA) called **Hypergraph Self-Attention (HyperSA)**, which accommodates both pair-wise and high-order relations. As shown in Fig. 1, given a partitioning of the human body joints into groups, a representation of each group is derived based on its assigned joints. The group representation is then linearly transformed and multiplied with joint queries, allowing joint-to-group interactions in addition to the vanilla joint-to-joint SA. Although HyperSA works with empirical partitions, we propose an approach to search the optimal partition strategy automatically. To incorporate the information of bone connectivity of human body as well, we also introduce a powerful k-Hop Relative Positional Embedding (k-Hop RPE) based on the distance of the shortest path (SPD), inspired by Spatial Encoding in [49].

At the same time, Transformers spend a large portion of their capacity on intra-token modeling in their feed forward layer. While this is important for complex tokens such as image patches or word embeddings, we analyze that such an expensive step is not necessary for joint coordinates which are merely three dimensional. This implies that the modeling of inter-token relations, or the so-called joint co-occurrences, is the key for successful action recognition. We thus suggest to remove MLP layers for computation and memory reduction and show in Sec. 5.3.1 that MLP layers are indeed negligible. This leads to a lightweight Transformer which is comparable to GCNs in model size and computation cost.

Altogether, we construct a model named Hypergraph Transformer (Hyperformer), with our HyperSA for modeling joint co-occurrences and an efficient temporal convolution module for temporal modeling. Hyperformer is the first Transformer model that achieves state-of-the-art performance on skeleton-based action recognition benchmarks including NTU RGB+D, NTU RGB+D 120 and Northwestern-UCLA datasets. Our study not only breaks the limitations of established GCN frameworks in this field, but also sheds light on how to design Transformers to better exploit task-specific knowledge. We believe the latter is the key for Transformers to become a universal model regardless of the form of data.

## 2. Related work

In this section, we highlight the most related work to ours regarding skeleton representation as well as the spectacle of application.

### 2.1. Representation of skeleton data

**Graph Representation** Graph is the most prevalent choice for representing non-euclidean data and human skeleton can be naturally represented as graph. Comparing to other graph models [14, 41, 44], the Graph Convolutional Network (GCN) proposed by Kipf *et al.* [20] is widely adopted for action recognition due to its simplicity and thus higher resistance to overfitting. Recently, Graphformer [49] achieves state-of-the-art performance on generic graph data. It reveals the necessity of effectively encoding the structural information into Transformers. Their finding conforms to our analysis w.r.t. the aspect of topology, and we analogously propose a powerful k-Hop RPE for our Hyperformer.

**Hypergraph Representation** In real-world scenarios, relationships could go beyond pairwise associations. Hypergraph further considers higher-order correlations among data. Although hypergraphs can be modeled as a graph approximately via techniques such as clique expansion [55], such approximations fail to capture higher-order relationships in the data and result in unreliable performance [8, 23]. This motivates the study of learning on hypergraphs [13, 16, 46, 50]. Attention-based hypergraph models have also been proposed for multi-modal learning [19] and inductive text classification [10]. Our proposed HyperSA is the first hypergraph attention which is specially designed for skeleton-based action recognition.

### 2.2. Skeleton-based action recognition

In early years, RNNs [12, 35, 51] have been a popular choice to tackle the problem of skeleton-based human action recognition. The application of CNNs for this task [18, 25] is also well studied. Nevertheless, the spatial interactions between joints are ignored in the above methods, and GCNs have become a more common choice in this field, by successfully modelling the spatial configurations as graphs.

**GCN-based approaches** Yan *et al.* [47] first introduced GCN [20] to model the joint correlations and demonstrated its effectiveness for action recognition. However, the limitation of assuming a fixed topology according to the natural connections is identified later, and most follow-up works adopt a learnable topology for action recognition. Many among them [3, 5, 32, 48] also employ attention or similar mechanisms to produce a data-dependent component of the topology (analogous to Graph Attention Networks [41]), boosting GCN’s performance further.

**Transformer-based approaches** Attempts to tackle this problem with Transformers have been made recently. They

mainly focus on handling the challenge brought by the extra temporal dimension. [29] propose a two-stream model consisting of spatial and temporal Self-Attention for modeling intra- and inter-frame correlations, respectively. Instead, [33] employ a Transformer which models the spatial and temporal dimension in an alternate fashion. Nevertheless, none of them achieved comparable results to state-of-the-art GCN-based approaches. Since they simply follow the design of vanilla Transformers, the special characteristics of skeleton data are ignored.

### 3. Preliminaries

In this section, we recap the definition of Self-Attention and hypergraphs.

#### 3.1. Self-Attention

Given an input sequence in the form of  $X = (\vec{x}_1, \dots, \vec{x}_n)$ , each token  $\vec{x}_i$  is first projected into *Key*  $\vec{k}_i$ , *Query*  $\vec{q}_i$  and *Value*  $\vec{v}_i$  triplets. Then the so-called attention score  $A_{ij}$  between two tokens is obtained by applying a softmax function to the dot product of  $\vec{q}_i$  and  $\vec{k}_j$  [40]:

$$A_{ij} = \vec{q}_i \cdot \vec{k}_j^\top, \quad (1)$$

the final output at each position is computed as the weighted sum of all Values:

$$\vec{y}_i = \sum_{j=1}^n A_{ij} \vec{v}_j. \quad (2)$$

An extension called Multi-Head Self-Attention (MHSA) is often adopted by Transformers in practice. It divides the channel dimension into subgroups and apply Self-Attention to each subgroup in parallel to learn different kinds of inter-dependencies. For simplicity, we omit the notation of MHSA in this paper.

#### 3.2. Hypergraph representation

Unlike standard graph edges, a hyperedge in a hypergraph connects two *or more* vertices. An unweighted hypergraph is defined as  $\mathcal{H} = (\mathcal{V}, \mathcal{E})$ , which consists of a vertex set  $\mathcal{V}$  and a hyperedge set  $\mathcal{E}$ . The hypergraph  $\mathcal{H}$  can be denoted by a  $|\mathcal{V}| \times |\mathcal{E}|$  incidence matrix  $H$ , with entries defined as follows:

$$h_{v,e} = \begin{cases} 1, & \text{if } v \in e \\ 0, & \text{if } v \notin e \end{cases} \quad (3)$$

The degree of a node  $v \in \mathcal{V}$  is defined as  $d(v) = \sum_{e \in \mathcal{E}} h_{v,e}$ , and the degree of a hyperedge  $e \in \mathcal{E}$  is defined as  $d(e) = \sum_{v \in \mathcal{V}} h_{v,e}$ . The degree matrices  $D_e$  and  $D_v$  are constructed by setting all the edge degrees and all the vertex degrees as their diagonal entries, respectively.

In this work, we consider the special case of  $d(v) = 1$  for all vertices, i.e., body joints are divided into  $|\mathcal{E}|$  disjoint subsets, which is efficient in practice. Notably, the incidence matrix  $H$  is equivalent to a partition matrix in this case. Each column is a one hot vector denoting the group to which each joint belongs.

## 4. Method

As analyzed in Sec. 1, multiple specific joints often move cooperatively in an action, i.e. there are inherent higher-order relations beyond the pair-wise relation. Therefore, we propose to introduce the prior information of the intrinsic hyper connections into vanilla Self-Attention. Specifically, a novel **Hypergraph Self-Attention (HyperSA)** layer is introduced, which makes Transformers aware of extra higher-order relations shared by a subset of joints connected to each hyperedge.

#### 4.1. Deriving the hyperedge feature

Given an incidence matrix  $H$ , we propose an effective approach to obtain the feature representation for each subset of joints connected to a hyperedge. Let  $C$  denote the number of feature dimensions, individual joint features  $X \in \mathbb{R}^{|\mathcal{V}| \times C}$  are first aggregated into subset representations  $E \in \mathbb{R}^{|\mathcal{E}| \times C}$  by the following rule:

$$E = D_e^{-1} H^\top X W_e, \quad (4)$$

where:

- The product of incidence matrix  $H$  and input  $X$  essentially sums up the belonging joint features of each subset.
- The inverse degree matrix of hyperedges are multiplied for the purpose of normalization.
- The projection matrix  $W_e \in \mathbb{R}^{C \times C}$  further transforms the features of each hyperedge to obtain their final representations.

Then we construct an augmented hyperedge representation  $E_{aug} \in \mathbb{R}^{|\mathcal{V}| \times C}$  by assigning hyperedge representations to the position of each associated joint:

$$E_{aug} = H D_e^{-1} H^\top X W_e. \quad (5)$$

#### 4.2. Encoding human skeleton structure

Human body joints are naturally connected with bones and form, together with the latter, a bio-mechanical model. In such a mechanical system, the movement of each joint in an action is strongly influenced by their connectivities. Therefore, it is beneficial to take the structural information of human skeleton into account.

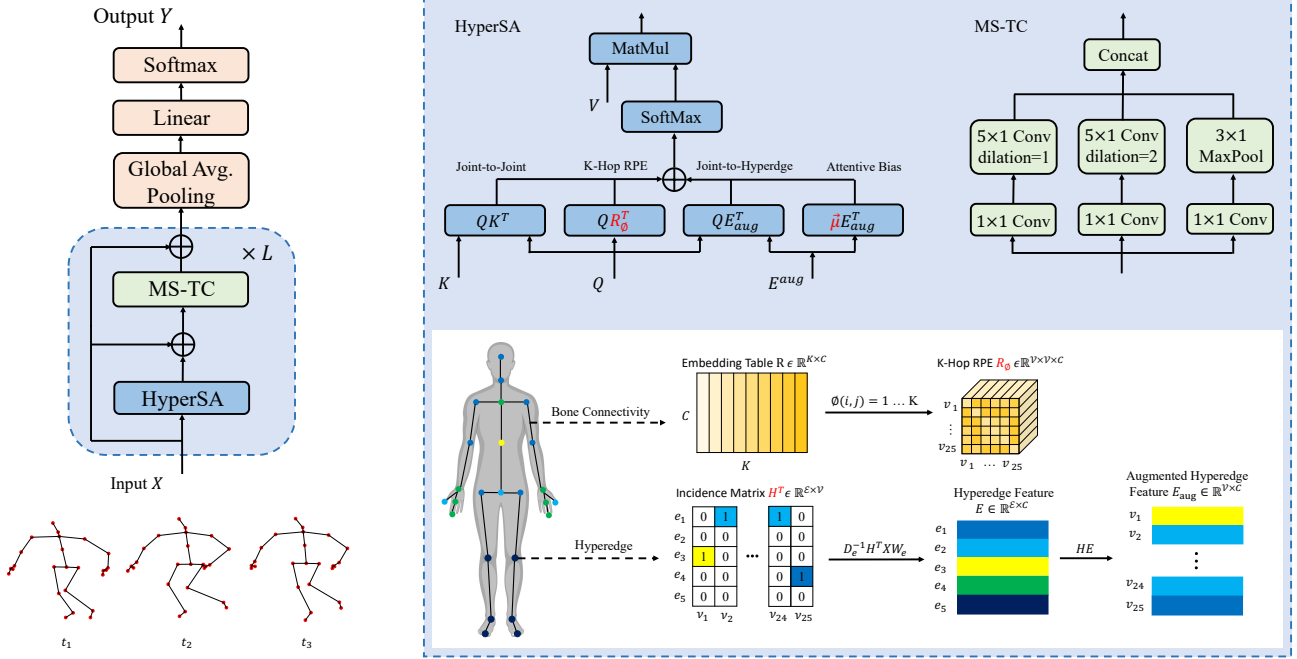


Figure 1. Model architecture overview and illustration of our proposed HyperSA layer.

Analogous to the established Relative Positional Embedding (RPE) for image [43] and language [15, 31] Transformer, we propose a powerful k-Hop Relative Positional Embedding  $R_{ij} \in \mathbb{R}^C$ , which is indexed from a learnable parameter table by the Shortest Path Distance (SPD) between the  $i^{th}$  and  $j^{th}$  joints. In comparison to the learnable scalar spatial encoding in [49], it has larger capacity and interacts with the query additionally.

### 4.3. Hypergraph Self-Attention

With the obtained hyperedge representation and skeleton topology encoding, we now define our Hypergraph Self-Attention as follows:

$$A_{ij} = \underbrace{\vec{q}_i \cdot \vec{k}_j^\top}_{(a)} + \underbrace{\vec{q}_i \cdot E_{aug,j}^\top}_{(b)} + \underbrace{\vec{q}_i \cdot R_{\phi(i,j)}^\top}_{(c)} + \underbrace{\vec{u} \cdot E_{aug,j}^\top}_{(d)}, \quad (6)$$

where  $\vec{u} \in \mathbb{R}^C$  is a learnable static key regardless of the query position.

- Term (a) alone is the vanilla SA, which represents joint-to-joint attention.
- Term (b) computes the joint-to-hyperedge attention between the  $i^{th}$  query and the corresponding hyperedge of the  $j^{th}$  key.

- Term (c) is the term for injecting the structural information of human skeleton with k-Hop Relative Positional Embedding.
- Term (d) is intended for calculating the attentive bias of different hyperedges independent of the query position. It assigns the same amount of attention to each joint connected to a certain hyperedge.

Note that terms (a) and (b) can be combined by distributive law and require merely an extra step of matrix addition. Moreover, term (d) has  $O(|V|C^2)$  complexity and thus requires negligible computation in comparison to term (a).

**Relational Bias** Transformers assume the input tokens to be homogeneous, whereas human body joints are inherently heterogeneous, *e.g.* each physical joint plays a unique role and thus has different relations to others. Taking the heterogeneity of the skeleton data into account, we propose to represent the inherent relation of each joint pair as a scalar trainable parameter  $B_{ij}$ , called Relational Bias (RB). It is added to the attention scores before aggregating the global information:

$$\vec{y}_i = \sum_{j=1}^n (A_{ij} + B_{ij}) \vec{v}_j, \quad (7)$$

### 4.4. Partition strategy

Empirically, human skeletons could be divided into a number of body parts, which have been well studied in previous work [17, 37, 38]. We experimentally show that our

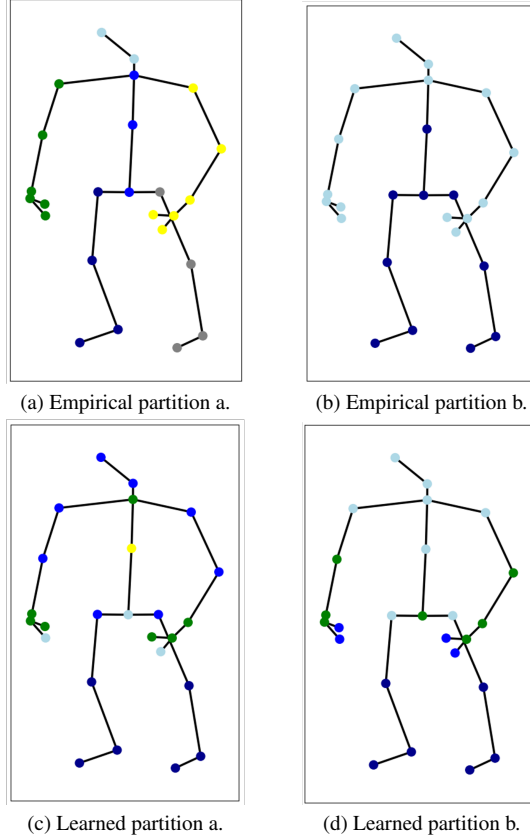


Figure 2. Visualization of the empirical and learned partitions. Different node colors stand for different subgroups for each partition strategy.

Hyperformer with empirical partitions yields excellent performance. However, finding an optimal empirical partition strategy is laborious and the optimal partition strategy is restricted to a certain skeleton with a fixed number of recorded joints. In this work, we also provide an approach to automate the search process for an effective partition strategy.

To make the partition matrix learnable, we parameterize and relax the binary partition matrix to its continuous version by applying a softmax along its column axis:

$$\tilde{H} = \{\tilde{h}_{ve} = \frac{\exp(h_{ve})}{\sum_{e=1}^{|\mathcal{E}|} \exp(h_{ve})}; i = 1 \dots |\mathcal{V}|, j = 1 \dots |\mathcal{E}|\}. \quad (8)$$

The problem of finding an optimal discrete partition matrix  $H$  is thus reduced to learning an optimal continuous partition matrix  $\tilde{H}$ , which can be optimized jointly with Transformer parameters.

At the end of the optimization, a discrete partition matrix can be obtained by applying an argmax operation along each row of  $\tilde{H}$ :

$$H = \operatorname{argmax}(\tilde{H}). \quad (9)$$

Note that a number of different proposals can be easily acquired by varying the initialization of  $\tilde{H}$ . We experimentally show that all the proposals prove to be reasonable. Interestingly, all the learned proposals are symmetric as shown in Fig. 2, indicating that symmetry is an important aspect of inherent joint relations.

## 4.5. Model architecture

We first revisit the architectural design of Transformers for skeleton data. Then we built our Hyperformer based on our analysis. HyperSA is employed for spatial modeling of each frame and a lightweight convolutional module is adopted for temporal modeling, following the design of state-of-the-art models [3, 7] in this field.

**Spatial Modeling** We apply Layer Normalization (LN) before the multi-head HyperSA and add a residual connection to the output, following the standard Transformer architecture [40]. Based on our analysis in Sec. 1, we further remove the Multi-Layer-Perceptron (MLP) layers. To introduce non-linearity, a ReLU layer is added after each block of spatial and temporal modeling modules instead.

**Temporal Modeling** To model the temporal correlation of the human pose, we adopt the Multi-Scale Temporal Convolution (MS-TC) module [3, 7, 27] as shown in Fig. 1. This module contains three convolution branches with a  $1 \times 1$  convolution to reduce channel dimension, followed by different combinations of kernel sizes and dilations. The outputs of convolution branches are concatenated.

Hyperformer is constructed by stacking HyperSA and MS-TC layers alternately as follows:

$$z^{(l)} = \operatorname{HyperSA}(\operatorname{LN}(z^{(l-1)})) + z^{(l-1)} \quad (10)$$

$$z^{(l)} = \operatorname{MS-TC}(\operatorname{LN}(z^{(l)})) + z^{(l-1)} \quad (11)$$

$$z^{(l)} = \operatorname{ReLU}(z^{(l)}) \quad (12)$$

## 5. Experiments

In this section, we first compare our Hyperformer to state-of-the-art approaches on skeleton-based human action recognition benchmarks and show competitive or superior results. Then we conduct an ablation study for a deeper understanding of our proposed HyperSA. Finally, we evaluate our approach qualitatively by visualizing each component of HyperSA.

### 5.1. Experimental settings

#### 5.1.1 Datasets

We evaluate our proposed Hyperformer on three commonly adopted public datasets NTU-RGB+D [30], NTU-RGB+D120 [24] and Northwestern-UCLA [42] which are briefly introduced in the following.

**NTU RGB+D** [30] is a widely used public dataset for skeleton-based human action recognition. It contains 56880



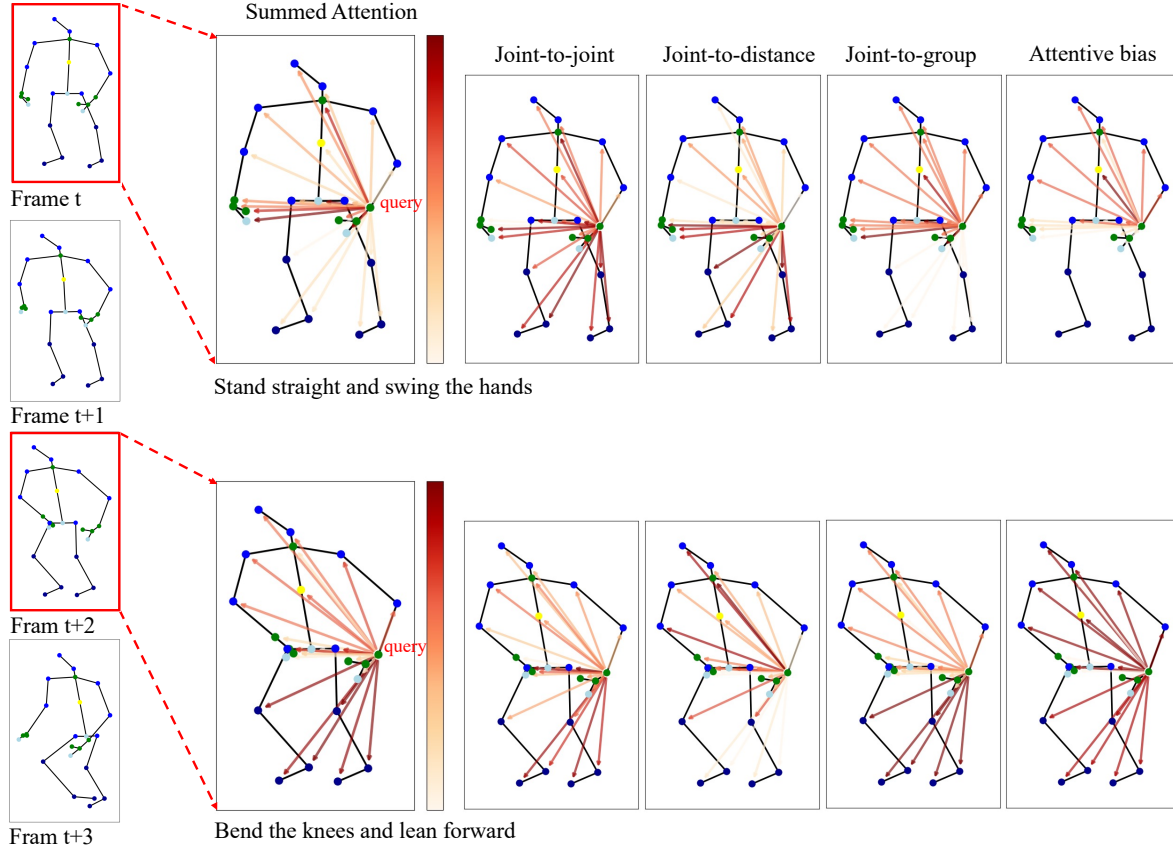


Figure 3. Visualization of the attention scores for the action class "Jump Up". The directed edges represent the attention weights w.r.t. the query joint of left wrist and range from light orange to dark red with the increase of the weights. The black edges stand for the bones and the joints are assigned different colors according to their connected hyperedges as in Fig. 2 (c).

skeletal action sequences. Each action sequence is conducted by one or two subjects and captured by three Microsoft Kinect-V2 depth sensors set at the same height but from different horizontal viewpoints simultaneously. There are two benchmarks for evaluation including Cross-Subject (X-Sub) and Cross-View (X-View) settings. For the X-Sub, the training and test sets come from two disjoint sets of 20 subjects each. For X-View, the training set contains 37920 samples captured by the camera views 2 and 3, and the test set includes 18960 sequences captured by camera view 1.

**NTU RGB+D 120** [24] is an extension of NTURGB+D dataset with 57367 additional skeleton sequences over 60 additional action classes. It is currently the largest available dataset with 3D joint annotations for human action recognition and contains 32 setups, each of which represents a different location and background. Two benchmark evaluations were suggested by the author including Cross-Subject (X-Sub) and Cross-Setup (X-Setup) settings.

**Northwestern-UCLA** [42] dataset is recorded by three Kinect sensors from different viewpoints. It includes 1494 video sequences of 10 action categories.

### 5.1.2 Implementation details

All experiments are conducted with the PyTorch [28] deep learning library. We train the model for a total number of 150 epochs with standard cross-entropy loss. The learning rate is initialized to 0.025 and reduced following the strategy in [7]. For NTU RGB+D and NTU RGB+D 120, the batch size is set to 64, each sample is resized to 64 frames, and we adopt the code of [53] for data pre-processing. For Northwestern-UCLA, we use a batch size of 16, and follow the data pre-processing in [3, 6]. Our code is based on the official implementations of [39], [3] and [53]. We employ a model with a total number of 10 layers and 216 hidden channel dimensions for all the experiments.

### 5.2. Comparison with state-of-the-art approaches

Following most recent state-of-the-art approaches [3, 4, 6, 48], we adopt a multi-stream fusion strategy, *i.e.*, there are 4 streams which take different modalities including **joint**, **bone**, **joint motion** and **bone motion** as input respectively. Joint modality refers to the original skeleton coordinates; bone modality represents the differential of spatial coordi-

Table 1. Action classification performance on the NTU RGB+D and NTU RGB+D 120 dataset.

Type	Methods	Parameters(M)	NTU RGB+D 60		NTU RGB+D 120	
			X-Sub(%)	X-View(%)	X-Sub(%)	X-Set(%)
RNN	VA-LSTM [51]	-	79.4	87.6	-	-
	AGC-LSTM [34]	22.9M	<u>89.2</u>	<u>95.0</u>	-	-
CNN	HCN [22]	-	86.5	91.1	-	-
	VA-CNN (aug.) [52]	24.09M	88.7	94.3	-	-
	Ta-CNN+ [45]	1.06M	<u>90.7</u>	<u>95.1</u>	<u>85.7</u>	<u>87.3</u>
GCN	Shift-GCN [6]	2.8M	90.7	96.5	85.9	87.6
	DC-GCN+ADG [5]	4.9M	90.8	96.6	86.5	88.1
	MS-G3D [27]	2.8M	91.5	96.2	86.9	88.4
	MST-GCN [4]	12.0M	<u>91.5</u>	<u>96.6</u>	<u>87.5</u>	<u>88.8</u>
Hybrid Model (GCN + Att)	SGN [53]	0.7M	89.0	94.5	79.2	81.5
	2s-AGCN [32]	6.9M	88.5	95.1	82.9	84.9
	PA-ResGCN-B19 [37]	3.6M	90.9	96.0	87.3	88.3
	Dynamic GCN [48]	14.4M	91.5	96.0	87.3	88.6
	EfficientGCN-B4 [36]	2.0M	91.7	95.7	88.3	89.1
	CTR-GCN [3]	1.5M	92.4	96.8	88.9	90.6
	InfoGCN w/ (w/o) MMD losses [7]	1.6M	<b><u>92.7</u></b> (-)	<b><u>96.9</u></b> (-)	<u>89.4</u> (89.1)	<u>90.7</u> (-)
Transformer	ST-TR [29]	12.1M	89.9	96.1	82.7	84.7
	DSTA [33]	4.1M	91.5	96.4	86.6	89.0
	Hyperformer(Joint Only)	2.6M	90.7	95.1	86.5	88.1
	<b>Hyperformer</b>	2.6M	<u>92.6</u>	<u>96.5</u>	<b><u>89.9</u></b>	<b><u>91.2</u></b>

Table 2. Action classification performance on the Northwestern-UCLA dataset.

Type	Methods	Acc (%)
RNN	TS-LSTM [21]	89.2
	2s-AGC-LSTM [34]	<u>93.3</u>
CNN	VA-CNN (aug.) [52]	90.7
	Ta-CNN [45]	<u>96.1</u>
GCN	4s-shift-GCN [6]	94.6
	CTR-GCN [3]	96.5
	InfoGCN [7]	<u>96.6</u>
Transformer	<b>Hyperformer</b>	<b><u>96.6</u></b>

nates; joint motion and bone motion modalities use the differential on temporal dimension of joint and bone modalities, respectively. The softmax scores of 4 streams are added to obtain the fused score. Note that DSTA [33] also fuses 4 streams but the modalities are different from the above mentioned common modalities. Moreover, we only list results of InfoGCN [7] using 4 instead of 6 modalities for a fair comparison.

The comparison on the three benchmarks is shown in Tab. 1 and Tab. 2, respectively. As shown in Tab. 1, all recent approaches achieve a remarkably high accuracy on the relatively small NTU RGB+D dataset, and our Hyper-

former performs slightly worse than InfoGCN [7]. Nevertheless, the latter relies on two additional MMD loss terms and a number of associated hyperparameters, including loss coefficients, noise ratio and z prior gain. NTU RGB+D 120 is a more challenging dataset, on which the results of previous Transformer-based approaches are not satisfying. On the contrary, our model achieves the best results among all model categories. This conforms to the findings that attention mechanism benefits more from a large amount of data than Convolution [11, 39]. The Northwestern-UCLA dataset is particularly challenging since it contains much fewer training samples, making it even harder for Transformer-based models to compete. With the prior knowledge of bone connectivity and underlying high-order relations of joints, our Hyperformer still matches state-of-the-art GCN architectures in such a low-data regime.

### 5.3. Ablation study

In this section, we revisit the role of MLP layers for this task and compare Hyperformer with the vanilla Transformer to show the effectiveness of our proposed model. We also analyze the contribution of each component of our HyperSA. In addition, we compare our learned partition strategy with empirical ones to show its effectiveness. For the ablation study, all experiments are conducted on the X-sub benchmark of NTU RGB+D using the joint modality as input only.

### 5.3.1 The design of Hyperformer

Before replacing standard SA layers with our HyperSA, we removed the MLP layers based on the results in Tab. 3. As can be seen, our HyperSA layers contribute most to the final performance, with a significant improvement of 2.8% absolute accuracy. The MS-TC module further improves over vanilla TC by 0.4%. In Tab. 3, it can be seen that our Hyperformer achieves significantly higher accuracy than the vanilla baseline with fewer parameters thanks to the listed design choices.

Table 3. Constructing Hyperformer from the vanilla baseline. Note that the adopted MS-TC module has fewer parameters than vanilla Temporal Convolution (TC) due to the dimension reduction via 1x1 convolutions, see Fig. 1

Model	Parameters	FLOPs	Acc(%)
SA + MLP + TC	7.2M	25.6G	88.3
SA + TC	3.6M	14.1G	87.5
HyperSA + TC	4.1M	16.7G	90.3
HyperSA + MS-TC	2.6M	14.8G	90.7

Table 4. The effectiveness of the HyperSA components.

Method	Acc(%)
HyperSA	90.3
HyperSA w/o k-Hop RPE	90.0
HyperSA w/o Hyperedge Attentive Bias	89.9
HyperSA w/o Joint-to-Hyperedge Attention	89.9
HyperSA w/o Relational Bias	90.0

### 5.3.2 Effect of different partition strategies

Table 5. The effect of different partition strategies

Partition Strategy	Acc(%)
Body Parts	90.5
Upper and Lower Body	90.4
Learned a	90.7
Learned b	90.7

In Tab. 5, we compared empirical partitions according to body parts (see Fig. 2), and our learned partitions. Note that we obtain different partition proposals when the model is trained with different seeds. All proposals prove to be effective. Overall, Hyperformer delivers stable performance and achieves the best result with a learned partition using the approach described in Sec. 4.4.

### 5.4. Qualitative results

In order to showcase the effectiveness of our approach, we visualize the attention scores of our HyperSA as well as the four decomposed terms in Eq. (6) at the first layer in Fig. 3. More specifically, we draw the attention scores w.r.t. the query joint of left wrist for two single frames respectively. The directed edges represent the attention weights and range from light orange to dark red with the increase of attention score. The black edges stand for the bones and the joints are assigned different colors according to their connected hyperedges.

At Frame  $t$ , the person stands straight and starts to swing the hands, preparing to jump up. The joint-to-joint attention is distracted by a large number of joints, whereas the joint-to-group attention concentrates on the upper body. As the sum of the four terms, the final attention reasonably focuses on the hands and neck.

At Frame  $t + 2$ , the person bends the knees and leans the upper body forward to squeeze the leg muscles. Although the joint-to-joint attention is successfully attached to the feet and waist, the knees and heels are less valued. This incomplete and unstable attention is unavoidable due to the pairwise mechanism. However, our proposed joint-to-group attention solves this issue by exploiting the underlying group relation.

## 6. Discussion

**Broader Impact.** Skeleton-based action recognition is widely studied due to its computation efficiency and robustness against the change of lighting conditions, compared to video-based action recognition. Moreover, skeleton-data better preserves the privacy since the identities of human subjects are removed.

**Limitations.** Our paper focuses on making Transformers fit for skeleton-based action recognition and specially considers the intrinsic nature of skeleton data. Therefore, our proposed Hyperformer may not be advantageous for other tasks, but the idea of taking inherent relations into account suggests the potential to better utilize Transformers.

## 7. Conclusion

In this work, we identify a limitation of Transformers when applied to the task of skeleton-based action recognition, *i.e.*, the input-independent characteristics of skeleton data are ignored. Therefore, we propose a Relational Bias and a novel HyperSA layer to make Transformer models aware of these inherent relations. To avoid laborious manual search of the appropriate group relations, we also introduce an approach to let our model automatically learn them. The resulting model called Hyperformer becomes the state-of-the-art Transformer in this field.



## References

- [1] Song Bai, Feihu Zhang, and Philip HS Torr. Hypergraph convolution and hypergraph attention. *Pattern Recognition*, 110:107637, 2021. 2
- [2] Zhe Cao, Tomas Simon, Shih-En Wei, and Yaser Sheikh. Realtime multi-person 2d pose estimation using part affinity fields. In *2017 IEEE Conference on Computer Vision and Pattern Recognition (CVPR)*, pages 1302–1310, 2017. 1
- [3] Yuxin Chen, Ziqi Zhang, Chunfeng Yuan, Bing Li, Ying Deng, and Weiming Hu. Channel-wise topology refinement graph convolution for skeleton-based action recognition. In *Proceedings of the IEEE/CVF International Conference on Computer Vision*, pages 13359–13368, 2021. 1, 2, 5, 6, 7
- [4] Zhan Chen, Sicheng Li, Bing Yang, Qinghan Li, and Hong Liu. Multi-scale spatial temporal graph convolutional network for skeleton-based action recognition. In *Proceedings of the AAAI Conference on Artificial Intelligence*, pages 1113–1122, 2021. 6, 7
- [5] Ke Cheng, Yifan Zhang, Congqi Cao, Lei Shi, Jian Cheng, and Hanqing Lu. Decoupling gcn with dropgraph module for skeleton-based action recognition. In *European Conference on Computer Vision*, pages 536–553, 2020. 2, 7
- [6] Ke Cheng, Yifan Zhang, Xiangyu He, Weihang Chen, Jian Cheng, and Hanqing Lu. Skeleton-based action recognition with shift graph convolutional network. In *Proceedings of the IEEE/CVF Conference on Computer Vision and Pattern Recognition*, pages 183–192, 2020. 6, 7
- [7] Hyung-gun Chi, Myoung Hoon Ha, Seunggeun Chi, Sang Wan Lee, Qixing Huang, and Karthik Ramani. Infogcn: Representation learning for human skeleton-based action recognition. In *Proceedings of the IEEE/CVF Conference on Computer Vision and Pattern Recognition*, pages 20186–20196, 2022. 1, 5, 6, 7
- [8] I Eli Chien, Huozhi Zhou, and Pan Li. Active learning over hypergraphs with pointwise and pairwise queries. In *The 22nd International Conference on Artificial Intelligence and Statistics*, pages 2466–2475. PMLR, 2019. 2
- [9] Zihang Dai, Zhilin Yang, Yiming Yang, Jaime Carbonell, Quoc V Le, and Ruslan Salakhutdinov. Transformer-xl: Attentive language models beyond a fixed-length context. *arXiv preprint arXiv:1901.02860*, 2019. 1
- [10] Kaize Ding, Jianling Wang, Jundong Li, Dingcheng Li, and Huan Liu. Be more with less: Hypergraph attention networks for inductive text classification. *arXiv preprint arXiv:2011.00387*, 2020. 2
- [11] Alexey Dosovitskiy, Lucas Beyer, Alexander Kolesnikov, Dirk Weissenborn, Xiaohua Zhai, Thomas Unterthiner, Mostafa Dehghani, Matthias Minderer, Georg Heigold, Sylvain Gelly, Jakob Uszkoreit, and Neil Houlsby. An image is worth 16x16 words: Transformers for image recognition at scale. In *ICLR 2021: The Ninth International Conference on Learning Representations*, 2021. 1, 7
- [12] Yong Du, Wei Wang, and Liang Wang. Hierarchical recurrent neural network for skeleton based action recognition. In *Proceedings of the IEEE conference on computer vision and pattern recognition*, pages 1110–1118, 2015. 2
- [13] Yifan Feng, Haoxuan You, Zizhao Zhang, Rongrong Ji, and Yue Gao. Hypergraph neural networks. In *Proceedings of the AAAI Conference on Artificial Intelligence*, pages 3558–3565, 2019. 2
- [14] Justin Gilmer, Samuel S. Schoenholz, Patrick F. Riley, Oriol Vinyals, and George E. Dahl. Neural message passing for quantum chemistry. In *Proceedings of the 34th International Conference on Machine Learning - Volume 70*, pages 1263–1272, 2017. 2
- [15] Pengcheng He, Xiaodong Liu, Jianfeng Gao, and Weizhu Chen. Deberta: Decoding-enhanced bert with disentangled attention. *arXiv preprint arXiv:2006.03654*, 2020. 1, 4
- [16] Matthias Hein, Simon Setzer, Leonardo Jost, and Syama Sundar Rangapuram. The total variation on hypergraphs-learning on hypergraphs revisited. *Advances in Neural Information Processing Systems*, 26, 2013. 2
- [17] Linjiang Huang, Yan Huang, Wanli Ouyang, and Liang Wang. Part-level graph convolutional network for skeleton-based action recognition. In *Proceedings of the AAAI Conference on Artificial Intelligence*, pages 11045–11052, 2020. 4
- [18] Qihong Ke, Mohammed Bennamoun, Senjian An, Ferdous Sohel, and Farid Boussaid. A new representation of skeleton sequences for 3d action recognition. In *2017 IEEE Conference on Computer Vision and Pattern Recognition (CVPR)*, pages 4570–4579, 2017. 2
- [19] Eun-Sol Kim, Woo Young Kang, Kyoung-Woon On, Yu-Jung Heo, and Byoung-Tak Zhang. Hypergraph attention networks for multimodal learning. In *Proceedings of the IEEE/CVF conference on computer vision and pattern recognition*, pages 14581–14590, 2020. 2
- [20] Thomas N. Kipf and Max Welling. Semi-supervised classification with graph convolutional networks. In *ICLR (Poster)*, 2016. 1, 2
- [21] Inwoong Lee, Doyoung Kim, Seoungyeon Kang, and Sanghoon Lee. Ensemble deep learning for skeleton-based action recognition using temporal sliding lstm networks. In *Proceedings of the IEEE international conference on computer vision*, pages 1012–1020, 2017. 7
- [22] Chao Li, Qiaoyong Zhong, Di Xie, and Shiliang Pu. Co-occurrence feature learning from skeleton data for action recognition and detection with hierarchical aggregation. In *Proceedings of the Twenty-Seventh International Joint Conference on Artificial Intelligence, IJCAI-18*, pages 786–792. International Joint Conferences on Artificial Intelligence Organization, 7 2018. 7
- [23] Pan Li and Olgica Milenkovic. Inhomogeneous hypergraph clustering with applications. *Advances in Neural Information Processing Systems*, 30, 2017. 2
- [24] Jun Liu, Amir Shahroudy, Mauricio Perez, Gang Wang, Ling-Yu Duan, and Alex C Kot. Ntu rgb+d 120: A large-scale benchmark for 3d human activity understanding. *IEEE transactions on pattern analysis and machine intelligence*, 42(10):2684–2701, 2019. 5, 6
- [25] Mengyuan Liu, Hong Liu, and Chen Chen. Enhanced skeleton visualization for view invariant human action recognition. *Pattern Recognition*, 68(68):346–362, 2017. 2

- [26] Ze Liu, Yutong Lin, Yue Cao, Han Hu, Yixuan Wei, Zheng Zhang, Stephen Lin, and Baining Guo. Swin transformer: Hierarchical vision transformer using shifted windows. In *Proceedings of the IEEE/CVF International Conference on Computer Vision*, pages 10012–10022, 2021. 1
- [27] Ziyu Liu, Hongwen Zhang, Zhenghao Chen, Zhiyong Wang, and Wanli Ouyang. Disentangling and unifying graph convolutions for skeleton-based action recognition. In *Proceedings of the IEEE/CVF conference on computer vision and pattern recognition*, pages 143–152, 2020. 5, 7
- [28] Adam Paszke, Sam Gross, Francisco Massa, Adam Lerer, James Bradbury, Gregory Chanan, Trevor Killeen, Zeming Lin, Natalia Gimelshein, Luca Antiga, Alban Desmaison, Andreas Kopf, Edward Yang, Zachary DeVito, Martin Raison, Alykhan Tejani, Sasank Chilamkurthy, Benoit Steiner, Lu Fang, Junjie Bai, and Soumith Chintala. Pytorch: An imperative style, high-performance deep learning library. In *Advances in Neural Information Processing Systems*, volume 32, pages 8026–8037, 2019. 6
- [29] Chiara Plizzari, Marco Cannici, and Matteo Matteucci. Spatial temporal transformer network for skeleton-based action recognition. In *International Conference on Pattern Recognition Workshops and Challenges*, pages 694–701. Springer, 2021. 1, 3, 7
- [30] Amir Shahroudy, Jun Liu, Tian-Tsong Ng, and Gang Wang. Ntu rgb+d: A large scale dataset for 3d human activity analysis. In *Proceedings of the IEEE conference on computer vision and pattern recognition*, pages 1010–1019, 2016. 5
- [31] Peter Shaw, Jakob Uszkoreit, and Ashish Vaswani. Self-attention with relative position representations. *arXiv preprint arXiv:1803.02155*, 2018. 1, 4
- [32] Lei Shi, Yifan Zhang, Jian Cheng, and Hanqing Lu. Two-stream adaptive graph convolutional networks for skeleton-based action recognition. In *2019 IEEE/CVF Conference on Computer Vision and Pattern Recognition (CVPR)*, pages 12026–12035, 2019. 1, 2, 7
- [33] Lei Shi, Yifan Zhang, Jian Cheng, and Hanqing Lu. Decoupled spatial-temporal attention network for skeleton-based action recognition. *arXiv preprint arXiv:2007.03263*, 2020. 1, 3, 7
- [34] Chenyang Si, Wentao Chen, Wei Wang, Liang Wang, and Tieniu Tan. An attention enhanced graph convolutional lstm network for skeleton-based action recognition. In *Proceedings of the IEEE/CVF Conference on Computer Vision and Pattern Recognition*, pages 1227–1236, 2019. 7
- [35] Sijie Song, Cuiling Lan, Junliang Xing, Wenjun Zeng, and Jiaying Liu. An end-to-end spatio-temporal attention model for human action recognition from skeleton data. In *Proceedings of the AAAI conference on artificial intelligence*, volume 31, 2017. 2
- [36] Yisheng Song, Zhang Zhang, Caifeng Shan, and Liang Wang. Constructing stronger and faster baselines for skeleton-based action recognition. *IEEE transactions on pattern analysis and machine intelligence*, PP, 2022. 1, 7
- [37] Yi-Fan Song, Zhang Zhang, Caifeng Shan, and Liang Wang. Stronger, faster and more explainable: A graph convolutional baseline for skeleton-based action recognition. In *Proceedings of the 28th ACM International Conference on Multimedia*, pages 1625–1633, 2020. 1, 4, 7
- [38] Kalpit Thakkar and PJ Narayanan. Part-based graph convolutional network for action recognition. *arXiv preprint arXiv:1809.04983*, 2018. 4
- [39] Hugo Touvron, Matthieu Cord, Douze Matthijs, Francisco Massa, Alexandre Sablayrolles, and Herve Jegou. Training data-efficient image transformers & distillation through attention. In *ICML 2021: 38th International Conference on Machine Learning*, 2021. 1, 6, 7
- [40] Ashish Vaswani, Noam Shazeer, Niki Parmar, Jakob Uszkoreit, Llion Jones, Aidan N Gomez, Łukasz Kaiser, and Illia Polosukhin. Attention is all you need. In *Advances in neural information processing systems*, pages 5998–6008, 2017. 1, 3, 5
- [41] Petar Veličković, Guillem Cucurull, Arantxa Casanova, Adriana Romero, Pietro Lio, and Yoshua Bengio. Graph attention networks. *arXiv preprint arXiv:1710.10903*, 2017. 2
- [42] Jiang Wang, Xiaohan Nie, Yin Xia, Ying Wu, and Song-Chun Zhu. Cross-view action modeling, learning and recognition. In *Proceedings of the IEEE conference on computer vision and pattern recognition*, pages 2649–2656, 2014. 5, 6
- [43] Kan Wu, Houwen Peng, Minghao Chen, Jianlong Fu, and Hongyang Chao. Rethinking and improving relative position encoding for vision transformer. In *Proceedings of the IEEE/CVF International Conference on Computer Vision*, pages 10033–10041, 2021. 1, 4
- [44] Keyulu Xu, Weihua Hu, Jure Leskovec, and Stefanie Jegelka. How powerful are graph neural networks. In *International Conference on Learning Representations*, 2018. 2
- [45] Kailin Xu, Fanfan Ye, Qiaoyong Zhong, and Di Xie. Topology-aware convolutional neural network for efficient skeleton-based action recognition. *arXiv preprint arXiv:2112.04178*, 2021. 7
- [46] Naganand Yadati, Madhav Nimishakavi, Prateek Yadav, Vikram Nitin, Anand Louis, and Partha Talukdar. Hypergc: A new method for training graph convolutional networks on hypergraphs. *Advances in neural information processing systems*, 32, 2019. 2
- [47] Sijie Yan, Yuanjun Xiong, and Dahua Lin. Spatial temporal graph convolutional networks for skeleton-based action recognition. In *AAAI*, pages 7444–7452, 2018. 1, 2
- [48] Fanfan Ye, Shiliang Pu, Qiaoyong Zhong, Chao Li, Di Xie, and Huiming Tang. Dynamic gc: Context-enriched topology learning for skeleton-based action recognition. In *Proceedings of the 28th ACM International Conference on Multimedia*, pages 55–63, 2020. 1, 2, 6, 7
- [49] Chengxuan Ying, Tianle Cai, Shengjie Luo, Shuxin Zheng, Guolin Ke, Di He, Yanming Shen, and Tie-Yan Liu. Do transformers really perform badly for graph representation? *Advances in Neural Information Processing Systems*, 34:28877–28888, 2021. 1, 2, 4
- [50] Chenzi Zhang, Shuguang Hu, Zhihao Gavin Tang, and TH Hubert Chan. Re-revisiting learning on hypergraphs: confidence interval and subgradient method. In *International Conference on Machine Learning*, pages 4026–4034. PMLR, 2017. 2

- [51] Pengfei Zhang, Cuiling Lan, Junliang Xing, Wenjun Zeng, Jianru Xue, and Nanning Zheng. View adaptive recurrent neural networks for high performance human action recognition from skeleton data. In *Proceedings of the IEEE International Conference on Computer Vision*, pages 2117–2126, 2017. 2, 7
- [52] Pengfei Zhang, Cuiling Lan, Junliang Xing, Wenjun Zeng, Jianru Xue, and Nanning Zheng. View adaptive neural networks for high performance skeleton-based human action recognition. *IEEE transactions on pattern analysis and machine intelligence*, 41(8):1963–1978, 2019. 7
- [53] Pengfei Zhang, Cuiling Lan, Wenjun Zeng, Junliang Xing, Jianru Xue, and Nanning Zheng. Semantics-guided neural networks for efficient skeleton-based human action recognition. In *2020 IEEE/CVF Conference on Computer Vision and Pattern Recognition (CVPR)*, pages 1112–1121, 2020. 6, 7
- [54] Zhengyou Zhang. Microsoft kinect sensor and its effect. *IEEE multimedia*, 19(2):4–10, 2012. 1
- [55] Dengyong Zhou, Jiayuan Huang, and Bernhard Schölkopf. Learning with hypergraphs: Clustering, classification, and embedding. *Advances in neural information processing systems*, 19, 2006. 2
- [56] Yuxuan Zhou, Wangmeng Xiang, Chao Li, Biao Wang, Xi-han Wei, Lei Zhang, Margret Keuper, and Xiansheng Hua. Sp-vit: Learning 2d spatial priors for vision transformers. *arXiv preprint arXiv:2206.07662*, 2022. 1