

GLFF: Global and Local Feature Fusion for Face Forgery Detection

Yan Ju, Shan Jia, Jialing Cai, Haiying Guan, Siwei Lyu, *Fellow, IEEE*,

Abstract—With the rapid development of the deep generative models (such as Generative Adversarial Networks and Auto-encoders), AI-synthesized images of human face are now of such high qualities that humans can hardly distinguish them from pristine ones. Although existing detection methods have shown high performance in specific evaluation settings, e.g., on images from seen models or on images without real-world post-processings, they tend to suffer serious performance degradation in real-world scenarios where testing images can be generated by more powerful generation models or combined with various post-processing operations. To address this issue, we propose a Global and Local Feature Fusion (GLFF) to learn rich and discriminative representations by combining multi-scale global features from the whole image with refined local features from informative patches for face forgery detection. GLFF fuses information from two branches: global branch to extract multi-scale semantic features and local branch to select informative patches for detailed local artifacts extraction. Due to the lack of face forgery dataset simulating real-world applications for evaluation, we further create a challenging face forgery dataset, named DeepFakeFaceForensics (DF^3), which contains 6 state-of-the-art generation models and a variety of post-processing techniques to approach the real-world scenarios. Experimental results demonstrate the superiority of our method to the state-of-the-art methods on the proposed DF^3 dataset and three other open-source datasets.

Index Terms—Face Forgery Detection, AI-synthesized Faces, Face Forgery Dataset, Image Forensics, Feature Fusion, Attention Mechanism.

I. INTRODUCTION

THE creation of realistic synthetic images/videos using deep learning models (more commonly known as DeepFakes) has seen rapid development with improved visual qualities and run-time efficiencies in recent years. Notable examples include high-quality face images created with the generative adversarial networks (GANs) [3] and face-swapped or reenacted videos created using Autoencoders (AEs) [4], [5]. The synthetic images/videos have become challenging for humans to distinguish [6] and eroded the trust in the domains such as social media, politics, the military, geospatial intelligence, and cybersecurity. Malicious media generated by deepfake tools are major threats in impersonation and disinforma-

tion, and correspondingly, a slew of detection methods [7], [8] have been developed to expose them.

Most existing detection methods employ deep neural networks to automatically extract discriminative features from face images and then feed them into a binary classifier to discriminate the real and fake ones [1], [9]–[11]. These detectors have achieved good performance on images from seen generation models, where the testing samples are generated using the same model structure or similar source data as the training samples. However, their performance tends to decrease considerably in open-world applications, where the testing images generally come from a different domain and are generated by unknown models or from unseen source data. When facing such diverse and unknown testing samples, the features learned by current detection models can hardly conduct robust and accurate detection [12]. To improve the detection robustness and generalization ability, recent studies have explored different deep learning techniques to learn more robust and generic features, such as using limited sub-sampling architecture [13], transfer learning [14], data augmentation [1], spectrum analysis [15], and dual-color feature fusion [16].

Although these detectors have achieved promoted performance in detecting unseen generated images, their models are evaluated in the specific evaluation settings, i.e., with early generation models or limited post-processing operations. In real-world applications, the detection methods will inevitably face two kinds of challenges that may lead to performance degradation: 1) One is the increasingly improved qualities of fake images with refined global qualities and subtle artifacts in local regions due to the rapid development of generation models; 2) Another is the inevitable or well-designed post-processing operations, such as image compression when laundering on social media, secondary manipulation, or adding well-designed adversarial noise for anti-forensics [17]. Previous methods with limited feature representations, e.g., only utilizing global spatial features [1], [13], [14], [16] or focusing on local features [18], [19], can hardly extract rich and strong representations that can generalize to powerful generation models or diverse post-processing operations in real-world images. We illustrate this finding in Fig. 1, which shows that the high performance achieved in seen data domain drops significantly in detecting unseen and diverse images.

To improve this issue, we emphasize the importance of combining discriminative and complementary features inspired by the powerful feature learning strategies of previous fusion based detection works [9], [16]. Instead of only focusing on feature fusion from global domain, we propose a Global and Local Feature Fusion (GLFF) framework to fuse multi-

This work is supported by the US Defense Advanced Research Projects Agency (DARPA) Semantic Forensic (SemaFor) program, under Contract No. HR001120C0123.

J. Yan, S. Jia, J. Cai, and S. Lyu are with the Department of Computer Science and Engineering, University at Buffalo (UB), State University of New York, NY, USA. E-mail: (juyan, shanjia, jialingc, siweilyu)@buffalo.edu.

H. Guan is with the National Institute of Standards and Technology (NIST), 100 Bureau Drive, Gaithersburg, MD 20899, USA. E-mail: haiying.guan@nist.gov. Corresponding author: Siwei Lyu.

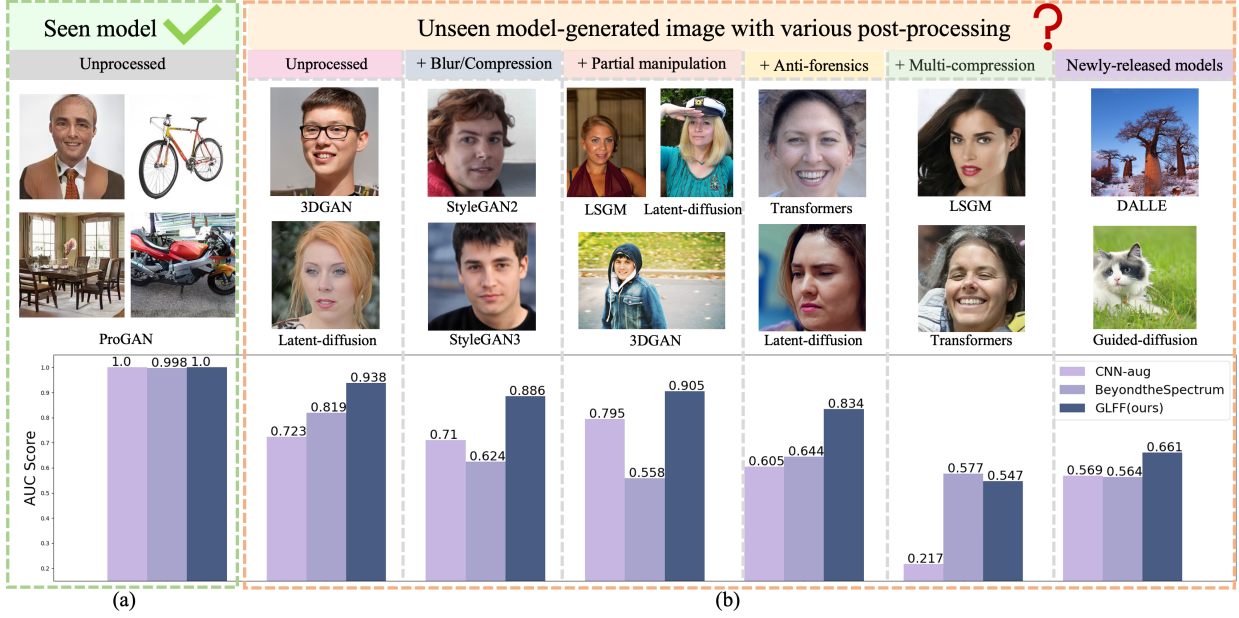


Fig. 1. Illustration of the unseen challenges to current synthetic image detectors. Note that the existing state-of-the-art methods CNN-aug [1] and BeyondtheSpectrum [2] achieve good performance on seen unprocessed images but drop greatly on unseen post-processed images while our method (GLFF) achieves good performance on both seen and unseen, unprocessed and processed images. See texts for more details. This figure is better viewed in color.

scale global and local subtle features to learn more robust and general feature representation for challenging face forgery detection. Specifically, our GLFF consists of two branches: the global branch combines low-level shallow features with high-level semantic features with a proposed Attention-based Multi-Scale Feature Fusion (AMSFF) module. Taken the fused multi-scale features as guidance, our local branch utilizes the Patch Selection Module (PSM) to locate informative patches automatically and then extract local and subtle artifacts. The two-branch features are finally fused using an attention mechanism and fed into a binary classifier to distinguish between real and fake face images.

Considering the lack of a comprehensive face forgery dataset to evaluate how face forgery detection methods will perform in a real-world face forgery scenario, we further present a challenging face forgery dataset, DF^3 , that combines state-of-the-art generation models with a variety of post-processing operations to approach real-world applications. Specifically, we include 6 most recent generation models, including GAN-based, Transformer-based, and diffusion-based generation models proposed in recent two years. Further, we consider the following post-processing operations conducted on face images: 1) common operations used on social media, e.g., JPEG compression and Gaussian blurring; 2) secondary manipulation with face blending, which blends a generated face into a real background to enhance the authenticity of the forged images; 3) several well-designed anti-forensics algorithms; 4) a novel multi-image compression to create the comprehensive and diverse dataset; 5) mixed operations by combining multiple operations. Overall, the DF^3 dataset contains approximately 45,000 generated face images.

Our main contributions can be summarized as follows:

- We propose a novel detection framework (GLFF) to fuse

multi-scale global features from the whole image and subtle local features from multiple informative patches. An Attention-based Multi-scale Feature Fusion (AMSFF) module is developed for feature fusion and a novel Patch Selection Module (PSM) is designed for local feature extraction.

- We construct a large-scale and highly-diverse face forgery dataset DF^3 by considering 6 state-of-the-art generation models and 5 post-processing operations to approach the real-world applications. To our best knowledge, this is the first dataset considering both advanced generation models and diverse post-processings for challenging face forgery detection.
- Extensive experimental results first demonstrate the difficulty of detecting forged faces in the proposed DF^3 dataset for existing detection methods, with a performance degradation of over 30%. Our method achieves outstanding generalization ability on the DF^3 dataset and several public datasets.

A preliminary version of this work was in [20], in which we propose a two-branch model to combine global information and subtle local features to detect diverse types of AI-synthesized images. This work extends on that: 1) In the global branch, inspired by recent works [9] revealing that slight artifacts caused by forgery methods tend to be preserved in the shallow features, we extract and fuse low-level features with high-level semantic features for more fine-grained feature learning. Based on the fused global feature, our local branch selects informative patches for binary classification. 2) To evaluate the performance of the proposed method under real-world applications, we construct a face forgery dataset DF^3 as a benchmark by considering 6 state-of-the-art generation models and 5 post-processing operations to simulate the real-

world applications.

The remainder of the article is organized as follows. Related works are briefly reviewed in Section II. The proposed GLFF method for face forgery detection is presented in Section III. The DF^3 dataset is introduced in Section IV. Section V shows the experimental results and corresponding analysis. The conclusion and future work are presented in Section VI.

II. RELATED WORK

A. Face Forgery Techniques

Four types of face forgery techniques including entire face synthesis, identity swap (DeepFakes), attribute manipulation, and expression swap emerged with the development of deep learning techniques such that Generative Adversarial Networks (GANs) [21] and Autoencoders (AEs) [22]. GANs are usually used to synthesize non-existent entire images such as ProGAN [23], StyleGAN-V1/2/3 [3], [24], [25], CycleGAN [26], Pix2Pix [27]. Recently, powerful diffusion models (DMs) have been explored and achieved state-of-the-art synthesis results on image generation [28]–[30]. For partially manipulated images/videos such as identity swap, attributes manipulation and expression swap, most methods are based on AEs [4] and GANs [31], [32].

B. Face Forgery Detection

A variety of detection methods have been developed to distinguish between real and synthetic/manipulated images. A common approach is to train a binary classification detector on whole image with deep neural network models [1], [9]–[11], [33]. These methods focus on global feature extraction from the whole image and are often not sensitive to the subtle local artifacts. Another branch of detection method is focused on extracting frequency information such as spectrum analysis [15], and dual-color feature fusion [16].

To obtain more generalized features for diverse fake manipulation detection, recent studies have emphasized the significance of low-level features and informative patches (local features) for detection and localization [9], [10], [19], [34]–[36]. Specifically, Zhao et al. [9] observe that the slight artifacts caused by forgery methods tend to be preserved in the high frequency component of the shallow features. Therefore, they propose a multi-attentional framework to solve the deepfake detection by focusing on more shallow feature. The study in [19] proposes a patch-based classifier with limited receptive fields to visualize fake regions of the images and obtain good generalization on the entire face forgery datasets. The method in [34] also focuses on various facial parts and evaluate the performance on each individual part. However, this method puts too much emphasis on local artifacts and ignores global ones, which may not generalize well to both entire forgery and partially forgery detection. The work in [35] proposes a two-stream face forgery detection model to learn local and global features for face forgery detection. However, their model can not be trained end-to-end and their patches are pre-defined. To improve the generalization, recent works utilize various

training strategies, such as transfer learning, incremental learning, contrastive learning, representation learning, and self-supervised learning [13], [14], [37]–[41], etc. Moreover, [42] proposes a model to learn fingerprints commonly shared by GANs for open-world GAN image detection based on out-of-distribution detection. Data augmentation has been used to improve generalization ability and robustness in [1], [43].

C. Face Image Forgery Datasets

There have been several public image forgery datasets. Karras et al. [24] released 100k-Generated-Images including 100k synthetic face images generated using their proposed StyleGAN trained on FFHQ dataset [24]. 100k-Faces [44] is another dataset containing 100k synthetic images generated using StyleGAN but trained on more diverse dataset. Dang et al. introduced a Diverse Fake Face Dataset (DFFD) generated using StyleGAN and ProGAN models in [45]. Neves et al. proposed the iFakeFaceDB database generated by StyleGAN and ProGAN models in [46]. As an additional feature in comparison to previous datasets, this dataset is processed by their proposed anti-forensics algorithm GANprintR (GAN Fingerprint Removal) to remove the artifacts and hinder fake detectors. To evaluate the generalization ability of the proposed detection method, Want et al. [1] collected a diverse dataset created from 11 synthesis models, including GANs, models with perceptual loss, Low-level vision models and Deep fakes. Recently, Asnani et al. presented a fake image dataset with 116K images generated by 116 different generative models for deepfake detection and image attribution [11].

Existing datasets adopted generative models as the only tool to generate fake image without considering any post-processing operations in the real-world applications. Although OpenForensics dataset [47] utilizes several post-processings to blend GAN-generated faces into real images without distinguishable artifacts, it only consider limited post-processing, which are far from the real-world scenario. Moreover, the state-of-the-art models such as transformer-based or diffusion-based are not covered in existing datasets. Therefore, impressive performance on these datasets can not ensure that current detection models can work successfully under a more challenging scenario that the manipulated images are generated not only by advanced models but also with well-designed post-processings.

III. GLFF FOR FACE FORGERY DETECTION

To learn generalized representations for face forgery detection, we emphasize the importance of learning rich and complementary features in detecting diverse face forgeries and propose a Global and Local Feature Fusion (GLFF) method by combining multi-scale global representations with informative local features. In this section, we first introduce the overall architecture of our detection method, and then elaborate on each module of the method, including the global branch with a novel feature fusion scheme, the local branch with a patch selection module, and the final classification module.

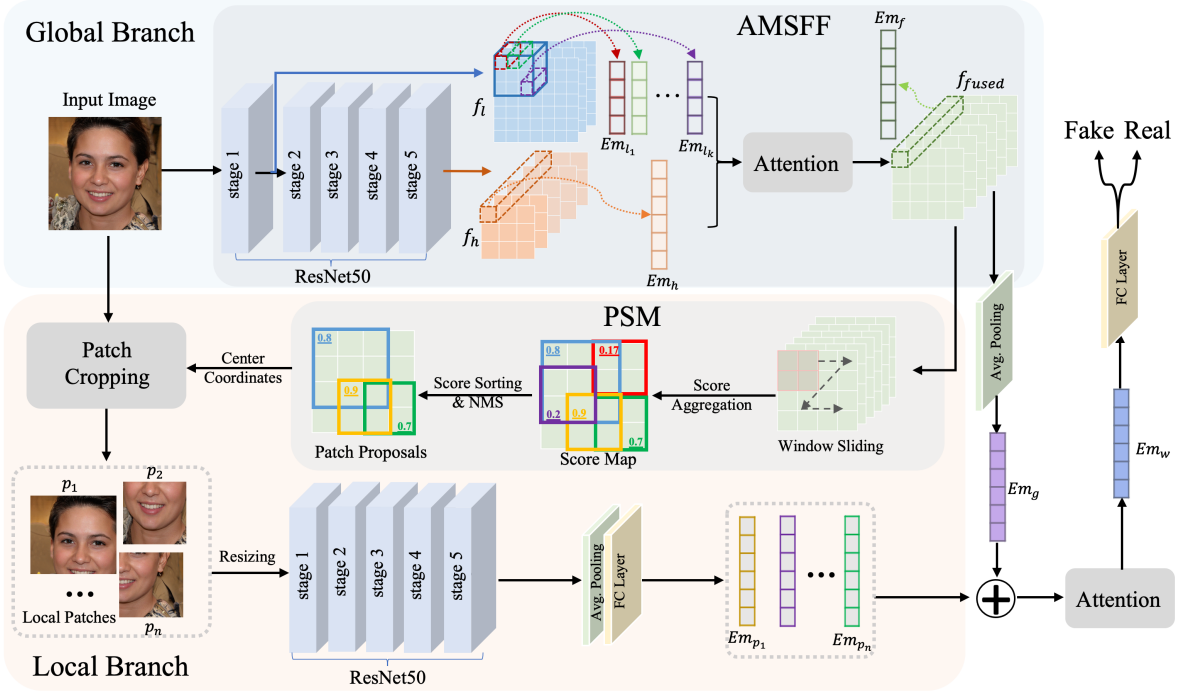


Fig. 2. **The architecture of GLFF.** The global branch uses Attention-based Multi-scale Feature Fusion module (AMSFF) to extract low-level and high-level spatial features, and the local branch extracts subtle feature from local patches selected by Patch Selection Module (PSM). The Attention mechanism is utilized to fuse global and local embeddings for the classification.

A. Overall Architecture

The overall structure of our GLFF model is illustrated in Fig. 2. In global branch, the input image is fed into the backbone network, which is based on the ResNet-50 [48] in our implementation considering its concise architecture and competitive performance in various face-related classification tasks [1], [49], [50]. The Attention-based Multi-Scale Feature Fusion (AMSFF) module is designed to aggregate low-level and high-level features extracted from the ResNet-50 model for global representation. To extract informative local features, the fused global representation are then fed into our local branch, from which the proposed Patch Selection Module (PSM) first selects informative patches with higher energy thus higher contribution to the classification [51]. The local features are extracted from these selected patches and then fused with global representation with an attention-based module for the final binary classification.

B. Global Branch

The global branch in our model is designed to learn multi-scale global semantic features and guide local branch patch selection. Inspired by the previous findings that enhancing the feature from shallow layers can prevent the subtle difference from disappearing in the deep layers for face-swapped deepfake detection [9], we develop an attention module to aggregate hierarchical features to fully explore the subtle artifacts. Different from previous works which combine different features based on concatenation [52] or bilinear pooling [9], we propose to fuse multi-scale features by designing an

Attention-based Multi-scale Feature Fusion (AMSFF) module based on the multi-head attention mechanism [53].

Given an input image, the AMSFF module employs the ResNet50 [48] to extract the low-level feature maps F_l from the shallow convolutional layer (stage 1 in Fig. 2) and high-level semantic feature maps F_h from the deep convolutional layer (stage 5 in Fig. 2). The stage represents a group of convolutional and pooling layers in ResNet-50 and more details about the layers in each stage are shown in Fig. 3. Let the size of F_h be $H_h \times W_h \times C_h$. For each pixel in F_h , the AMSFF aggregates the values along the channel dimension as a vector E_{m_h} , whose size is $1 \times 1 \times C_h$. Assuming that the size of F_l is $H_l \times W_l \times C_l$, we divide F_l into several patches evenly without overlap, and the size of each patch is $\frac{H_l}{H_h} \times \frac{W_l}{W_h}$. In the cropped patch, each pixel vector is taken as an embedding $E_{m_{l_i}}$ ($i \in [1, k]$, k is the number of pixels in the cropped patch). To effectively fuse the low-level and high-level features, AMSFF concatenates the k embeddings from low-level feature maps and 1 embedding from high-level feature maps to learn the correlations among these embeddings and combine them as a fused embedding E_{m_f} with the learned weights. Specifically, the concatenated $k + 1$ embeddings are inputted into AMSFF as the query Q, the key K, and the value V. Multi-head attention with n heads is used. The i th attention head h_i ($i \in [1, n]$) is computed with the scaled dot product attention as following:

$$h_i = \text{softmax}\left(\frac{W_i^Q Q \times (W_i^K K)^T}{\sqrt{d}}\right) \times W_i^V V \quad (1)$$

where W_i^Q , W_i^K , W_i^V are parameter matrices and d is the dimension of K . The attention scores of all heads are

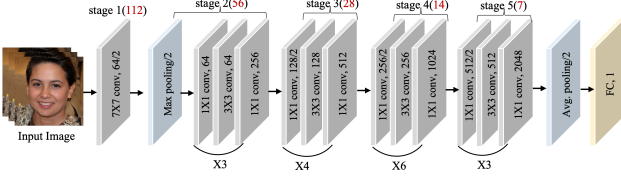


Fig. 3. The architecture of ResNet-50 in our AMSFF module.

concatenated as the input of a linear transformation to obtain the value of multi-head attention as following:

$$E_{m_f} = \text{Concat}(h_i)W^o (i \in [1, n]) \quad (2)$$

where W^o is also a parameter matrix. The fused one dimensional vector E_{m_f} is taken as a pixel vector on the fused feature maps. After iterating from all the pixels on the high-level feature maps, the fused feature maps, denoted as $F_{fused} \in \mathbb{R}^{H_h \times W_h \times C_h}$ with C_h channels and $H_h \times W_h$ spatial size. The shape of the fused feature maps is the same as the high-level feature maps, but with more dense information that each pixel contains fused information from a high-level embedding and several low-level embeddings. The global embedding E_{m_g} is finally acquired by feeding F_{fused} into an average pooling layer.

C. Local Branch with Patch Selection Module

Our local branch is designed to locate the most informative patches (see p_1, p_2, \dots, p_n , in Fig. 2), from which the discriminative local embeddings $E_{m_{p_1}}, E_{m_{p_2}}, \dots, E_{m_{p_n}}$ are extracted. Assuming that the regions with higher energy in global fused feature maps F_{fused} are usually more informative for the classification task, we design the Patch Selection Module (PSM) to locate more useful patches from the fused global feature maps. The PSM extracts the coordinates of the most informative patches in the input image by calculating the patch scores from the fused global feature maps F_{fused} .

To calculate the patch scores, we first estimate the activation map A by aggregating the F_{fused} in the channel dimension as $A(x, y) = \sum_{j=1}^{C_h} F_{fused}^j(x, y)$. Then we calculate the average score in a window on the activate map to indicate the “informativeness” of the corresponding patch in the input image. Specifically, we set the windows with $H_w \times W_w$ spatial size to slide on the activate map A and calculate the score of each window S_w as following:

$$S_w = \frac{\sum_{x=0}^{W_w-1} \sum_{y=0}^{H_w-1} A(x, y)}{W_w \times H_w} \quad (3)$$

By sorting the scores, n windows with higher scores are selected as our patch proposals after using non-maximum suppression (NMS) to reduce patch redundancy. Coordinates of these patch proposals are then mapped back to the original input image. After patch cropping, the most informative local patches are selected, which are fed into the ResNet50 to extract local embeddings $E_{m_{p_1}}, E_{m_{p_2}}, \dots, E_{m_{p_n}}$.

D. Feature Fusion for Classification

The extracted global embedding E_{m_g} from the global branch and local embeddings $E_{m_{p_1}}, E_{m_{p_2}}, \dots, E_{m_{p_n}}$ from informative n local patches in the local branch are concatenated and fed into the multi-head attention module similarly to AMSFF for fusion. Following the Equations (1) and (2), the final embedding E_{m_w} is extracted for the final binary classification. We used the Softmax classifier and Binary Cross Entropy loss function in our implementation.

IV. DF^3 DATASET

Existing face forgery datasets contain faces generated with limited generation models without considering well-defined post-processings. To construct a highly-diverse face forgery dataset which approaches real-world applications, we create the DF^3 dataset with newly emerged generation models and a variety of post-processing techniques. In this section, we will first introduce basic statistical information about the dataset, and then give details of the dataset construction.

The DF^3 dataset contains approximately 46,400 fake images from 6 generation models and 5 post-processing protocols. The detailed statistics of the images in each protocols are shown in Table I. Examples of the generated faces can be found in Fig. 4.

Our dataset construction consists of two steps: 1) Unprocessed fake image generation; 2) Post-processing implementation. For unprocessed fake image generation, we selected 6 state-of-the-art generative models, i.e., 3 unconditional GANs: StyleGAN2 [3], StyleGAN3 [25], 3DGAN [54], 1 Transformers [55], and 2 diffusion models: LSGM [28] and Latent-diffusion [30]. We use the following two criteria in selecting these models: 1) they show impressive performance on face generation; 2) they all provide open-source pre-trained models which are trained on a large-scale and high-quality face images. Specifically, we generated around 1,000 face images with each model. For the post-processing implementation, different from existing studies which merely consider image compression or blurring that can be easily addressed by data augmentation module during model training, we try to include more diverse post-processing operations to create challenging face forgeries as well as promote more robust detection methods. Considering that the artifacts in generated face images can be suppressed or destroyed by both common post-processing and well-designed anti-forensics, we propose 5 protocols, including common post-processing (e.g., JPEG compression and Gaussian blurring caused by image laundering), face blending that merges a fake face to a real background to improve authenticity, anti-forensics with well-designed adversarial attacks, multi-image compression to add complex noises, and mixed version of the previous operations.

1) *Common Post-processings*: Two popular post-processing methods are included for this protocol: JPEG compression and Gaussian Blur considering that they are widely-used in image laundering by social media platforms to minimize the bandwidth and faster the transmission. Given a generated face image, we randomly select one setting from three common post-processing operations, i.e., JPEG Compression, Gaussian

TABLE I
DETAILS OF THE PROPOSED DF^3 DATASET.

Generation Model	Protocol-1 Unprocessed	Protocol-2 Common Post-processing	Protocol-3 Face Blending	Protocol-4 Anti-forensics	Protocol-5 Multi-image Compression	Protocol-6 Mixed
StyleGAN2 [3], 2020	1,000	1,000	994	996	1,000	2,652
StyleGAN3 [25], 2021	1,000	1,000	995	996	1,000	2,609
3DGAN [54], 2022	1,000	1,000	984	996	1,000	2,588
Transformers [55], 2021	961	961	959	960	961	2,710
LSGM [28], 2021	1,199	1,199	998	1,191	1,199	2,680
Latent-diffusion [30], 2022	1,000	1,000	998	996	1,000	2,694
Total	6,160	6,160	5,928	6,135	6,160	15,933




Fig. 4. Examples from the DF^3 dataset (best viewed online in color with zoom-in). From up to down, original image generated by generation model followed by five post-processing operations.

Blur, and Gaussian Blur combined with JPEG Compression. In JPEG compression, quality parameter is discretely selected randomly from [20, 90]. In Gaussian Blur, the input image is blurred with parameter σ continuously selected from [1, 4] randomly. Gaussian Blur combined with JPEG Compression conducts Gaussian Blur followed by JPEG Compression with same parameter selection strategies.

2) *Face Blending*: Current fake image generation models usually generate realistic faces with a large face region but without any semantically meaningful background (as shown in Fig. 1), which limits the application of fake faces and also becomes an important clue for detection. To improve the diversity and the authenticity of fake faces, we propose to blend the fake faces into various real-world scenes to generate more complex and living photos. In the face blending subset, we use the SimSwap [56] to swap our fake faces from 6 generation models to the real-world face pictures in FFHQ-unaligned dataset [24], which has a high diversity in face region and semantic background. Totally, 5,928 images are generated under this protocol after cleaning the failed samples manually, and more examples can be found in Fig. 4. To the best of our knowledge, this is the first dataset to combine

fake faces with real-world scenes. We believe this kind of manipulation is significant while challenging to detect due to the following two reasons: 1) this manipulation improves the authenticity of fake faces and helps expand the application of fake faces (not only used as account profile); 2) such face-swap manipulation improves the difficulty in detection due to the diverse face regions and complex postprocessing from color tuning and blending steps which may weaken the artifacts of the original generated images and introduce new noises.

3) *Anti-forensics*: The design of effective adversarial attacks is another widely studied method to challenge the detection of fake faces. To evaluate how detection methods can perform under this well-designed post-processing, we include two popular algorithms as anti-forensics method to confuse current detectors, including the CW attack algorithm [57] for adversarial examples generation and the GANPrintR [46] for GAN image artifacts removing. Specifically, we adopt the CW algorithm to attack a basic CNN-based detection model [1]. As there are many detection models that are developed from this basic CNN model, we attack this basic CNN detection model to explore if this attack works for other models with the similar architecture. Another anti-forensics method GANPrintR utilizes auto-encoder as a low-pass filter to remove more high-frequency components in the GAN-generated images, which has been proved quite effective in misleading the detector to make wrong decisions. We randomly apply either the CW attack algorithm or GANPrintR to the generated face image and generate a total of 6,135 images for this protocol. Fig. 4 show the high quality of images in this subset.

4) *Multi-image Compression*: Considering that single-image compression can be easily addressed by data augmentation in training process, we propose a novel multi-image compression strategy inspired by the H.164 video compression, so that we can not only compress single image in the spatial domain but also compress temporal redundancy of similar blocks between frames sequentially. High-frequency information has been proved to be an important cue for GAN-generated image detection and attribution [11], [15], [58]. We believe that the combination of the intra-image compression with cross-image compression will further suppress the high-frequency information in fake images due to reduction of high redundancy in both spatial and temporal domain. Specifically, we randomly group multiple synthesized images as a video sequence and compress it with H.264 using HandBrake [59] tool with the default quality parameter as 22. Then the processed images are obtained by frame extraction to compose

the subset with 6,160 images.

5) *Mix Subset*: We finally mix the previous 4 kinds of post-processing operations to further approach the real-world applications where the fake images can experience multiple manipulations to fool the detection tool at most. Given a generated image, we select several manipulations out of the 4 manipulations randomly and consider the following combinations: Face Blending + Common Post-processing, Face Blending + Multi-image Compression, Multi-image Compression + Anti-forensics, Face Blending + Common Post-processing+Anti-forensics and Face Blending + Multi-image Compression + Anti-forensics. A total of 15,933 images are generated for this protocol.

V. EXPERIMENTS

In this section, we conduct extensive experiments to evaluate the effectiveness of our detection method. We first introduce the implementation details of our method, followed by state-of-the-art baselines for comparison and several evaluation datasets. Then we compare and analyze the experimental results of our method on four datasets. Finally, we present the ablation studies and visualization results.

A. Implementation Details

Our model is implemented with Pytorch [60] and trained with the batch size of 64 and base learning rate of 0.0001. The Adam optimizer and the Binary Cross Entropy loss function is used. ResNet-50 [48] pre-trained with ImageNet is utilized as backbone network to extract features from different scales. The input image is resized to $224 \times 224 \times 3$ for our global feature extraction branch. Before resizing, input image is blurred with $\sigma \sim \text{Uniform}[0, 3]$ and JPEG-ed with quality $\sim \text{Uniform}\{30, 31, \dots, 100\}$ with 10% probability during training process. Feature maps from layer *Conv5b* in ResNet-50 are inputted into PSM to guide informative patches selection. In PSM implementation, two window sizes 3×3 and 2×2 are used to capture artifacts from different resolution on activation map. 3 patch proposals from window size 3×3 are selected and mapped into 224×224 patches on the input image. Similarly, 3 patch proposals from window sizes 2×2 are mapped into 112×112 patches. These 6 patches are resized into 224 and then fed into ResNet-50 for local embeddings extraction. The dimension of extracted global embeddings and patch embeddings is 128. In AMSFF, 3 attention layers with 4 heads are utilized to fuse all the extracted features.

B. Baseline Methods

We use 5 state-of-the-art generated image detection models as the baselines, of which 3 models are based on spatial information: CNN_aug [1], No_down [10], and PSM [20] and 2 are based on spectral information: GAN-DCT [15] and BeyondtheSpectrum [2]. We follow the settings in their paper and train them on our training dataset from scratch.

For metric, we utilize commonly used metrics including Overall Accuracy (OA) and Area Under ROC Curve (AUC) to evaluate our model and the baselines. We also report the Average AUC (Avg.AUC) by averaging it over the testing subset in our experiment.

C. Datasets

Four datasets are used for evaluation, including the proposed DF^3 dataset, two existing datasets [1], [23], and a dataset with images collected from five newly-released models. The training set provided in [1] was used for model training. It comprises 362K real images from 20 object classes of the LSUN dataset and 362K images generated by ProGAN [23]. The spatial size of all training images is 256×256 . Testing dataset consists of two parts. The first part of our testing dataset is the proposed challenging DF^3 dataset. Our proposed dataset is divided into 6 subsets according to different post-manipulations. More details can be found in Table I. The second part is the existing testing datasets from recent works [1], [11] as they contain diverse model-generated images. Moreover, we collect a small dataset of synthetic images generated by 5 newly-released generation models, including StyleGAN2-distillation [61], StyleGAN3 [25] and the state-of-the-art diffusion models such as DALLE2 [62], Guided-diffusion [29], and also including partially manipulated images using BGM, which blend the generated images to a real background using [63]. Considering that our DF^3 and dataset generated by newly-released models are all focus on fake dataset collection, we collect 1,000 real images as negative samples to enable the metric such as AUC calculation. These real images are randomly selected from FFHQ dataset because 1) it consists of high-quality images with considerable variation in terms of age, ethnicity and image background and 2) it is widely used in several generation models as training dataset [24]. During testing, these real images are taken as negative class and images generated by each generation model are taken as positive class to calculate classification metrics. More details of the testing dataset in the second part are listed in Table II. It is worth noted that our experiments mainly focus on cross-dataset testing to evaluate the generalization ability of different detection methods (as previous studies do [1]).

TABLE II
DETAILS OF THE HIGHLY-DIVERSE TESTING DATASETS.

Dataset Source	# Models	# Images(Real/Fake)
DF^3 (ours)	6	46,476(0/46,476)
CNN-aug [1]	13	90,329(45,169/45,160)
ReGMs [11]	13	37,709 (24,709/13,000)
Newly-released models	5	12,388(0/12,388)

D. Evaluation on DF^3 dataset

Table III reports the AUC scores on each subset of the proposed DF^3 dataset. The average AUC among all the subsets is also listed. All the methods achieve high accuracy on the unprocessed image subset because these images are directly generated with the 6 generation models and not post-processed with any manipulations. Our method performs achieved an AUC of 0.938, slightly worse than the Nodown [10] method, which argues that avoiding down-sampling layers could save more artifacts to help the forgery detection.

Compared with the performance on unprocessed image, it can be seen that the performance of CNN-aug, PSM and our model with data augmentation during training drops slightly

TABLE III
EVALUATION RESULTS (AUC) ON THE PROPOSED DF^3 DATASET. THE HIGHEST VALUE IS HIGHLIGHTED IN BLACK.

Test Data	CNN-aug [1]	GAN-DCT [15]	Nodown [10]	BeyondtheSpectrum [2]	PSM [20]	GLFF(Ours)
Unprocessed	0.723	0.656	0.970	0.819	0.901	0.906
Common Post-processing	0.710	0.443	0.822	0.624	0.878	0.887
Face Blending	0.795	0.483	0.888	0.558	0.877	0.905
Anti-forensics	0.605	0.504	0.894	0.644	0.838	0.834
Multi-image Compression	0.217	0.646	0.105	0.577	0.411	0.547
Mixed	0.528	0.497	0.468	0.470	0.724	0.801
Average	0.596	0.538	0.691	0.616	0.775	0.813

while greatly on others on the subset processed with commonly used post-processings. This is because that these models adopt JPEG Compression and Gaussian Blur to augment their data during model training.

The performance of GAN-DCT, Nodown, and BeyondtheSpectrum drops greatly on the Face blending subset. This is because the face blending process could adjust the color of original generated image and remove some low-level generation artifacts, which makes it more hard to detect. However, PSM and our model drops slightly on this subset because these two methods exploit details from local patches such that they are more robust to such partial manipulation.

The performance of all methods on anti-forensics subset drops greatly compared with that of clean images because these anti-forensics algorithms remove the artifacts from the original generated image and make it more challenging to detect. As the CW attack algorithm is utilized targeted at CNN-aug detector, so we did not compare CNN-aug with other methods for a fair comparison. For other methods, our model is slightly worse than Nodown, which achieves best performance on Anti-forensics subset due to more artifacts saved by avoiding the down-sampling processing.

As for multi-image compression subset, we utilize video compression as a new compression strategy because of its high compression rate. It can be seen that this processing decreases the performance heavily of all methods except GAN-DCT. This compression method could find the similar patches across a group of images and compress them together instead of compressing a single image such that more high-frequency artifacts in the generated image is removed. However, for GAN-DCT, it exploits DCT to extract spectral feature for detection, which may be less influenced by the compression method than other spatial-based method.

Finally, we test all the method on the mixed subset, which combine 2 or 3 above mentioned processings randomly. It can be seen that all the methods achieve poor performance on this subset, which proves that our proposed mixed subset is very challenging and can be utilized as a tool to evaluate the robustness of future detection methods. We also report the average AUC score of each method by averaging it across all the subsets. It can be seen that our model achieves the best performance in terms of Average AUC and AUC on most subsets. This demonstrates the better generalization ability and robustness of our model than other methods, which only use whole image information or only focus on features from small patches without considering multi-scale information combination.

To further demonstrate the superiority of our method, we report the ROC curves on 6 generation models under 6 evaluation protocols in our DF^3 dataset. We compare our method with the powerful Nodown model [10] in Fig. 5. It can be observed that the performances on diffusion-based models including the LSGM and Latent-diffusion models and Transformers are lower than that on StyleGAN2, StyleGAN3 and 3DGAN models. This can be attributed to the fact that our detector is trained on images generated by a single GAN model and it thus can generalize well to other types of GAN models. However, it is challenging for the detector to generalize to the diffusion models/transformers due to the difference in model structure and training strategy between GAN models and Transformer/diffusion models. Similar results can be found in the baseline Nodown model. Overall, the results demonstrate that although the performance of our model is slightly lower than the Nodown model for unprocessed and anti-forensics images, our model achieves better performance on the other four protocols.

E. Evaluation on Existing Datasets

There are several existing datasets that consist of fake images from diverse generation models. In this section, we collect them to evaluate the generalization ability of the baselines and our method. Table IV reports the AUC on existing datasets and our collected dataset. More details of these datasets can be found in Table II. It can be seen that most methods achieve good performance on the testing dataset from the CNN-aug [1]. Our method obtains an AUC of 0.946. The testing data from ReGMs [11] consists of more diverse generation models such that the performance on this dataset is slightly worse than that of data from CNN-aug for most of detection methods. Our method achieves the best performance on this dataset with the help of combining global and local information. At last, to evaluate if current detection models are robust to the data generated by newly-released models, we collect a dataset, on which we test all the methods and report AUC in the last row. It can be seen that all the methods drops greatly on this dataset, which demonstrate that the development of the generation model has made existing detectors more and more vulnerable, leading to more false predictions. Overall, our GLFF model achieves the best performance on most of the testing datasets. This demonstrates the outstanding generalization ability of our model benefiting from the fusing of global and local features.

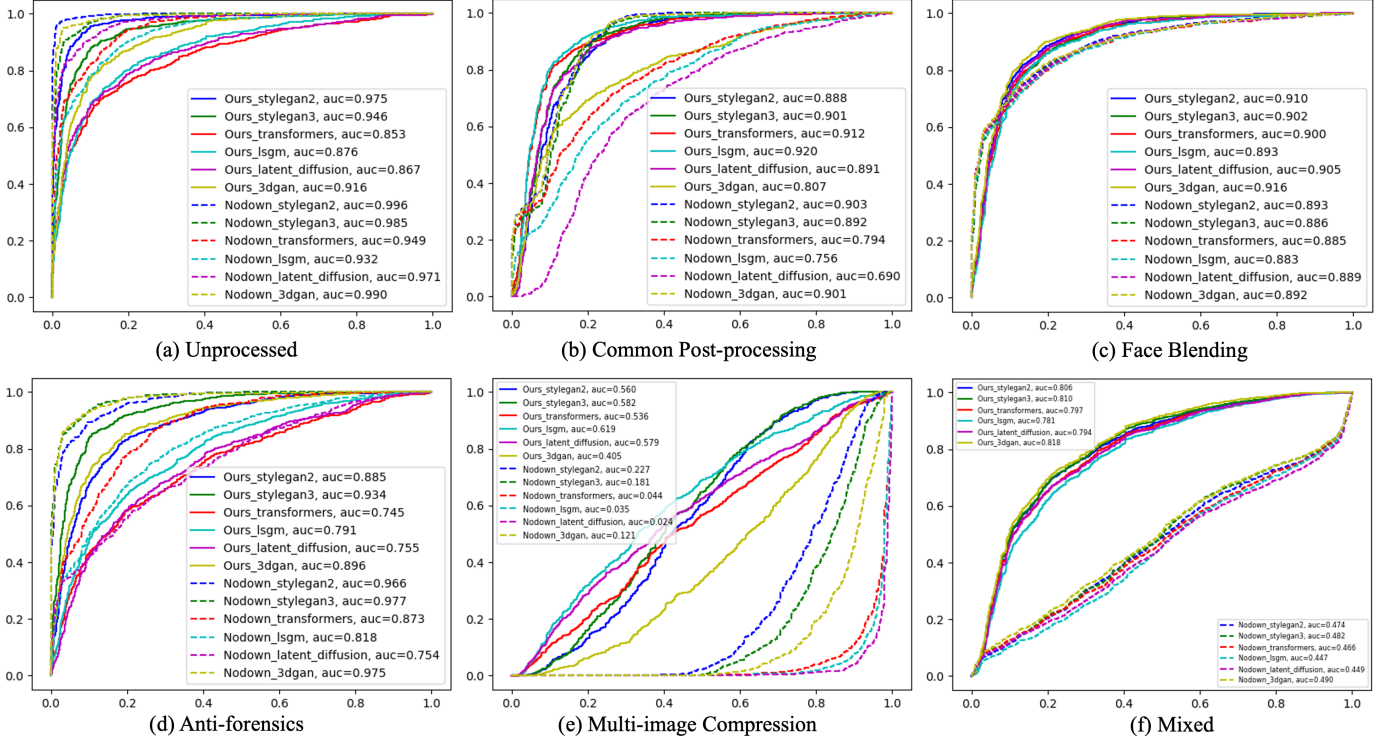


Fig. 5. Comparison of ROC curves under 6 generation models and 6 evaluation protocols in DF^3 dataset.

TABLE IV
EVALUATION RESULTS (AUC) ON PUBLIC DATASETS. THE HIGHEST VALUE IS HIGHLIGHTED IN BLACK.

Dataset	CNN-aug [1]	GAN-DCT [15]	Nodown [10]	BeyondtheSpectrum [2]	PSM [20]	GLFF (Ours)
CNN-aug [1]	0.936	0.603	0.968	0.875	0.942	0.946
ReGMs [11]	0.920	0.589	0.952	0.785	0.969	0.975
Newly-released models	0.569	0.646	0.654	0.564	0.641	0.675

F. Ablation Study

To understand how different of model architectures and module settings contribute to the performance of our proposed GLFF detection method, we compare our framework with various variants in terms of different model architectures, different module settings and module parameters. We evaluate the variants and our method on the Protocol6-Mixed subset in our proposed DF^3 dataset considering that this subset can represent the general robustness to different manipulations.

1) *Architecture Variants*: In our work, we introduce a global and local feature fusion framework for face forgery detection, in which the AMSFF and PSM modules are proposed to fuse multi-scale features and select patches, separately. Here, we experiment with several alternative counterparts, i.e., (1) Global Branch Only: only utilizing the global branch in our two-branch model to detect forgery; (2) Local Branch Only: only the local embeddings are utilized for the final classification without being fused with global embedding Em_g ; (3) Global+Local Branch w/o AMSFF: using the same two-branch structure as our GLFF, but removing AMSFF module to fuse low-level and high-level features; (4) Global+Local Branch w/o PSM: using the same two-branch structure as our GLFF, but selecting patches randomly instead of using PSM. We present the OA and AUC in Table V. It can be seen that

only using global branch achieves the worst performance while our GLFF model is the best in terms of both OA and AUC. This demonstrates that combining global and local features based on our proposed AMSFF and PSM can improves the generalization ability and robustness of our detection method.

TABLE V
PERFORMANCE OF OUR METHOD BASED ON DIFFERENT MODEL ARCHITECTURE.

Model Structure	OA	AUC
Global Branch Only	0.306	0.709
Local Branch Only	0.336	0.746
Global + Local Branch w/o PSM	0.353	0.639
Global + Local Branch w/o AMSFF	0.313	0.724
Ours	0.355	0.801

2) *Determination of Layers in AMSFF*: In the global branch of GLFF, we introduce AMSFF module to combine features from shallow and deep layers based on attention mechanism for feature extraction and patch selection. To understand how different layer combination in AMSFF will contribute to the performance of our method, we choose different layer combination in the AMSFF. There are 5 main stages in the structure of the ResNet-50 model, which are denoted from stage 1-5, respectively, as shown in Fig. 3.

As mentioned in [9], subtle artifacts tend to be preserved in shallow layers of the network, thus we choose stage 1 and stage 2 as the candidates of the shallow layer. Conversely, we expect the detection method to grasp different regions of the input, which required the guidance of high-level semantic information to some extent. Therefore, we use stage 4 and stage 5 as the candidates of deep layer. Experiment results in Table VI demonstrate that the model reaches the best performance when using stage 1 as the shallow layer and stage 5 as the deep layer.

TABLE VI
PERFORMANCE OF OUR METHOD BASED ON DIFFERENT COMBINATION OF SHALLOW LAYER AND DEEP LAYER IN AMSFF.

Candidates of Layers in AMSFF		Metric	
Shallow Layer	Deep Layer	OA	AUC
stage 1	stage 4	0.298	0.759
stage 1	stage 5	0.355	0.801
stage 2	stage 4	0.330	0.754
stage 2	stage 5	0.332	0.693

3) *Settings in PSM*: In our local branch of proposed GLFF, we design the PSM module to select distinctive patches on the feature maps outputted from the global branch automatically. This module scans the feature maps with the window and selects the patches with higher energy, which contain more information for classification. During our implementation, the size and the number of window are pre-defined. To understand how the window size and number in PSM will contribute to the performance of our method, we compare the results in Table VII. Since the combination of stage 1 and 5 achieves the best performance in AMSFF, the size of fused feature map for patch selection is set as 7×7 . Therefore, we experiment with several reasonable window size, i.e., 5×5 , 3×3 and 2×2 and different number of window, i.e., 6 (3 per size), 4 (2 per size) and 2 (1 per size). Since more selected windows will lead to more computational resources, we set the maximum number of window as 6 in our implementation. The experiment results in Table VII show that the model reaches the best performance when scanning the feature maps with 3 windows with size of 3×3 and 3 windows with size of 2×2 in PSM.

TABLE VII
PERFORMANCE OF OUR METHOD BASED ON DIFFERENT SIZE AND NUMBER OF WINDOW IN PSM.

Window Size	# Window	OA	AUC
5×5 , 3×3	6 (3,3)	0.330	0.779
3×3 , 2×2	6 (3,3)	0.355	0.801
3×3 , 2×2	4 (2,2)	0.312	0.766
3×3 , 2×2	2 (1,1)	0.346	0.749

G. Selected Patch Visualization

To fully understand what patches Patch Selection Module (PSM) focuses on, we visualize the selected patches on both fused feature maps F_{fused} and input RGB images in Fig. 6. We show the patches on the images generated by StyleGAN2 and StyleGAN3. Note that the fused feature maps

are averaged over the channel dimension and turn to gray-scale image to show, and more yellow the color is, stronger energy the region shows. As shown in Fig. 6, when the selected patches on the fused feature map are mapped back to input RGB images, the RGB patches show some semantic artifacts, such as the weird background artifacts, skin, hair, eyebrow or wrinkles regions with rich texture information.




Fig. 6. Visualization of selected patches on (a) Fused feature map, (b) Input RGB image.

VI. CONCLUSION

In this work, we propose a two-branch model *GLFF* that fuses multi-scale global feature and informative local feature for face forgery detection. Global branch learns the multi-scale global feature using the proposed AMSFF module, based on which the local branch selects the informative patches using the proposed patch selection module and extracts local features from them. Multi-head attention mechanism is finally used to fuse these complementary features for a binary classification. Our model learns to focus on the most discriminative local patches with the help of the global high-level features in an unsupervised way, which allows us to fuse the local and global information more efficiently. To evaluate the performance of our model in the real-world scenario, we also develop a new dataset, DF^3 , which combines several state-of-the-art generation models and various post-processings adopted in real-world applications. To our best knowledge, this is the first face forgery dataset considering both generation models and rich post-processings. Extensive experiments on the proposed DF^3 and existing datasets demonstrate that the proposed model *GLFF* outperforms baselines and achieves high accuracy and generalization ability. Both the code and dataset details will be released publicly.

In future work, we will first investigate a differentiable patch selection module so that the size and number of local patches can be guided automatically during model training. Moreover, with the proficiency of generation model, we plan to enlarge our dataset by incorporating more advanced model-generated images and post-processing techniques in social media. Besides, developing a model with explainable performance is also worth to be explored. We plan to design a patch selection module with the help of more prior knowledge constrains and explain the selection results more semantically.

REFERENCES

- [1] S.-Y. Wang, O. Wang, R. Zhang, A. Owens, and A. A. Efros, "Cnn-generated images are surprisingly easy to spot... for now," in *CVPR*, 2020, pp. 8695–8704.

- [2] Y. He, N. Yu, M. Keuper, and M. Fritz, "Beyond the spectrum: Detecting deepfakes via re-synthesis," in *30th International Joint Conference on Artificial Intelligence (IJCAI)*, 2021.
- [3] T. Karras, S. Laine, M. Aittala, J. Hellsten, J. Lehtinen, and T. Aila, "Analyzing and improving the image quality of stylegan," in *CVPR*, 2020, pp. 8110–8119.
- [4] Y. Li, X. Yang, P. Sun, H. Qi, and S. Lyu, "Celeb-df: A large-scale challenging dataset for deepfake forensics," in *CVPR*, 2020, pp. 3207–3216.
- [5] S. Jia, X. Li, and S. Lyu, "Model attribution of face-swap deepfake videos," *arXiv preprint arXiv:2202.12951*, 2022.
- [6] P. Korshunov and S. Marcel, "Deepfake detection: humans vs. machines," *arXiv preprint arXiv:2009.03155*, 2020.
- [7] S. Lyu, "Deepfake detection: Current challenges and next steps," in *2020 IEEE international conference on multimedia & expo workshops (ICMEW)*. IEEE, 2020, pp. 1–6.
- [8] X. Wang, H. Guo, S. Hu, M.-C. Chang, and S. Lyu, "Gan-generated faces detection: A survey and new perspectives," *arXiv preprint arXiv:2202.07145*, 2022.
- [9] H. Zhao, W. Zhou, D. Chen, T. Wei, W. Zhang, and N. Yu, "Multi-attentional deepfake detection," in *CVPR*, 2021, pp. 2185–2194.
- [10] D. Gragnaniello, D. Cozzolino, F. Marra, G. Poggi, and L. Verdoliva, "Are gan generated images easy to detect? a critical analysis of the state-of-the-art," in *ICME*. IEEE, 2021, pp. 1–6.
- [11] V. Asnani, X. Yin, T. Hassner, and X. Liu, "Reverse engineering of generative models: Inferring model hyperparameters from generated images," *arXiv preprint arXiv:2106.07873*, 2021.
- [12] N. Hulsebosch, S. Ibrahim, and M. Worring, "Detecting cnn-generated facial images in real-world scenarios," in *CVPRW*, 2020, pp. 642–643.
- [13] D. Cozzolino, D. Gragnaniello, G. Poggi, and L. Verdoliva, "Towards universal gan image detection," in *VCIP*. IEEE, 2021, pp. 1–5.
- [14] M. Kim, S. Tariq, and S. S. Woo, "Fretal: Generalizing deepfake detection using knowledge distillation and representation learning," in *CVPR*, 2021, pp. 1001–1012.
- [15] J. Frank, T. Eisenhofer, L. Schönherr, A. Fischer, D. Kolossa, and T. Holz, "Leveraging frequency analysis for deep fake image recognition," in *International conference on machine learning*. PMLR, 2020, pp. 3247–3258.
- [16] B. Chen, X. Liu, Y. Zheng, G. Zhao, and Y.-Q. Shi, "A robust gan-generated face detection method based on dual-color spaces and an improved xception," *IEEE Transactions on Circuits and Systems for Video Technology*, 2021.
- [17] F. Ding, G. Zhu, Y. Li, X. Zhang, P. K. Atrey, and S. Lyu, "Anti-forensics for face swapping videos via adversarial training," *IEEE Transactions on Multimedia*, 2021.
- [18] D. Cozzolino, G. Poggi, and L. Verdoliva, "Recasting residual-based local descriptors as convolutional neural networks: an application to image forgery detection," in *Proceedings of the 5th ACM workshop on information hiding and multimedia security*, 2017, pp. 159–164.
- [19] L. Chai, D. Bau, S.-N. Lim, and P. Isola, "What makes fake images detectable? understanding properties that generalize," in *ECCV*. Springer, 2020, pp. 103–120.
- [20] Y. Ju, S. Jia, L. Ke, H. Xue, K. Nagano, and S. Lyu, "Fusing global and local features for generalized ai-synthesized image detection," *arXiv preprint arXiv:2203.13964*, 2022.
- [21] I. Goodfellow, J. Pouget-Abadie, M. Mirza, B. Xu, D. Warde-Farley, S. Ozair, A. Courville, and Y. Bengio, "Generative adversarial networks," *Communications of the ACM*, vol. 63, no. 11, pp. 139–144, 2020.
- [22] D. P. Kingma and M. Welling, "Auto-encoding variational bayes," *arXiv preprint arXiv:1312.6114*, 2013.
- [23] T. Karras, T. Aila, S. Laine, and J. Lehtinen, "Progressive growing of gans for improved quality, stability, and variation," *arXiv preprint arXiv:1710.10196*, 2017.
- [24] T. Karras, S. Laine, and T. Aila, "A style-based generator architecture for generative adversarial networks," in *CVPR*, 2019, pp. 4401–4410.
- [25] T. Karras, M. Aittala, S. Laine, E. Härkönen, J. Hellsten, J. Lehtinen, and T. Aila, "Alias-free generative adversarial networks," *NeurIPS*, vol. 34, 2021.
- [26] J.-Y. Zhu, T. Park, P. Isola, and A. A. Efros, "Unpaired image-to-image translation using cycle-consistent adversarial networks," in *ICCV*, 2017, pp. 2223–2232.
- [27] P. Isola, J.-Y. Zhu, T. Zhou, and A. A. Efros, "Image-to-image translation with conditional adversarial networks," in *CVPR*, 2017, pp. 1125–1134.
- [28] A. Vahdat, K. Kreis, and J. Kautz, "Score-based generative modeling in latent space," *Advances in Neural Information Processing Systems*, vol. 34, pp. 11 287–11 302, 2021.
- [29] P. Dhariwal and A. Nichol, "Diffusion models beat gans on image synthesis," *Advances in Neural Information Processing Systems*, vol. 34, pp. 8780–8794, 2021.
- [30] R. Rombach, A. Blattmann, D. Lorenz, P. Esser, and B. Ommer, "High-resolution image synthesis with latent diffusion models," in *Proceedings of the IEEE/CVF Conference on Computer Vision and Pattern Recognition*, 2022, pp. 10 684–10 695.
- [31] Y. Choi, M. Choi, M. Kim, J.-W. Ha, S. Kim, and J. Choo, "Stargan: Unified generative adversarial networks for multi-domain image-to-image translation," in *CVPR*, 2018, pp. 8789–8797.
- [32] M. Liu, Y. Ding, M. Xia, X. Liu, E. Ding, W. Zuo, and S. Wen, "Stgan: A unified selective transfer network for arbitrary image attribute editing," in *Proceedings of the IEEE/CVF conference on computer vision and pattern recognition*, 2019, pp. 3673–3682.
- [33] H. Guo, S. Hu, X. Wang, M.-C. Chang, and S. Lyu, "Robust attentive deep neural network for exposing gan-generated faces," *arXiv preprint arXiv:2109.02167*, 2021.
- [34] S. Schwarcz and R. Chellappa, "Finding facial forgery artifacts with parts-based detectors," in *CVPR*, 2021, pp. 933–942.
- [35] X. Zhang, S. Wang, C. Liu, M. Zhang, X. Liu, and H. Xie, "Thinking in patch: Towards generalizable forgery detection with patch transformation," in *Pacific Rim International Conference on Artificial Intelligence*. Springer, 2021, pp. 337–352.
- [36] M. Yu, S. Ju, J. Zhang, S. Li, J. Lei, and X. Li, "Patch-dfd: Patch-based end-to-end deepfake discriminator," *Neurocomputing*, 2022.
- [37] D. Cozzolino, J. Thies, A. Rössler, C. Riess, M. Nießner, and L. Verdoliva, "Forensicttransfer: Weakly-supervised domain adaptation for forgery detection," *arXiv preprint arXiv:1812.02510*, 2018.
- [38] H. Jeon, Y. Bang, J. Kim, and S. S. Woo, "T-gd: Transferable gan-generated images detection framework," *arXiv preprint arXiv:2008.04115*, 2020.
- [39] F. Marra, C. Saltori, G. Boato, and L. Verdoliva, "Incremental learning for the detection and classification of gan-generated images," in *WIFS*. IEEE, 2019, pp. 1–6.
- [40] J. Hu, S. Wang, and X. Li, "Improving the generalization ability of deepfake detection via disentangled representation learning," in *2021 IEEE International Conference on Image Processing (ICIP)*. IEEE, 2021, pp. 3577–3581.
- [41] Y. Jeong, D. Kim, P. Kim, Y. Ro, and J. Choi, "Self-supervised gan detector," *arXiv preprint arXiv:2111.06575*, 2021.
- [42] S. Girish, S. Suri, S. S. Rambhatla, and A. Shrivastava, "Towards discovery and attribution of open-world gan generated images," in *Proceedings of the IEEE/CVF International Conference on Computer Vision*, 2021, pp. 14 094–14 103.
- [43] X. Xuan, B. Peng, W. Wang, and J. Dong, "On the generalization of gan image forensics," in *Chinese conference on biometric recognition*. Springer, 2019, pp. 134–141.
- [44] 100K-Faces. (2018) 100,000 Faces Generated by AI. [Online]. Available: <https://generated.photos/>
- [45] H. Dang, F. Liu, J. Stehouwer, X. Liu, and A. K. Jain, "On the detection of digital face manipulation," in *Proceedings of the IEEE/CVF Conference on Computer Vision and Pattern recognition*, 2020, pp. 5781–5790.
- [46] J. C. Neves, R. Tolosana, R. Vera-Rodríguez, V. Lopes, H. Proença, and J. Fierrez, "Ganprintr: Improved fakes and evaluation of the state of the art in face manipulation detection," *IEEE Journal of Selected Topics in Signal Processing*, vol. 14, no. 5, pp. 1038–1048, 2020.
- [47] T.-N. Le, H. H. Nguyen, J. Yamagishi, and I. Echizen, "Openforensics: Large-scale challenging dataset for multi-face forgery detection and segmentation in-the-wild," in *Proceedings of the IEEE/CVF International Conference on Computer Vision*, 2021, pp. 10 117–10 127.
- [48] K. He, X. Zhang, S. Ren, and J. Sun, "Deep residual learning for image recognition," in *Proceedings of the IEEE conference on computer vision and pattern recognition*, 2016, pp. 770–778.
- [49] S. Jia, X. Li, C. Hu, G. Guo, and Z. Xu, "3d face anti-spoofing with factorized bilinear coding," *IEEE Transactions on Circuits and Systems for Video Technology*, vol. 31, no. 10, pp. 4031–4045, 2020.
- [50] Y. Li and S. Lyu, "Exposing deepfake videos by detecting face warping artifacts," *arXiv preprint arXiv:1811.00656*, 2018.
- [51] F. Zhang, M. Li, G. Zhai, and Y. Liu, "Multi-branch and multi-scale attention learning for fine-grained visual categorization," in *ICMM*. Springer, 2021, pp. 136–147.
- [52] J. Liu, W. Sun, Y. Su, P. Jing, and X. Yang, "Be-calf: bit-depth enhancement by concatenating all level features of dnn," *IEEE Transactions on Image Processing*, vol. 28, no. 10, pp. 4926–4940, 2019.

- [53] A. Vaswani, N. Shazeer, N. Parmar, J. Uszkoreit, L. Jones, A. N. Gomez, Ł. Kaiser, and I. Polosukhin, "Attention is all you need," *Advances in neural information processing systems*, vol. 30, 2017.
- [54] E. R. Chan, C. Z. Lin, M. A. Chan, K. Nagano, B. Pan, S. De Mello, O. Gallo, L. J. Guibas, J. Tremblay, S. Khamis *et al.*, "Efficient geometry-aware 3d generative adversarial networks," in *Proceedings of the IEEE/CVF Conference on Computer Vision and Pattern Recognition*, 2022, pp. 16 123–16 133.
- [55] P. Esser, R. Rombach, and B. Ommer, "Taming transformers for high-resolution image synthesis," in *CVPR*, 2021, pp. 12 873–12 883.
- [56] R. Chen, X. Chen, B. Ni, and Y. Ge, "Simswap: An efficient framework for high fidelity face swapping," in *MM '20: The 28th ACM International Conference on Multimedia*, 2020.
- [57] N. Carlini and D. Wagner, "Towards evaluating the robustness of neural networks," in *2017 IEEE Symposium on Security and Privacy (SP)*. Ieee, 2017, pp. 39–57.
- [58] X. Zhang, S. Karaman, and S.-F. Chang, "Detecting and simulating artifacts in gan fake images," in *2019 IEEE international workshop on information forensics and security (WIFS)*. IEEE, 2019, pp. 1–6.
- [59] HandBrake. (2019) HandBrake. [Online]. Available: <https://github.com/HandBrake/HandBrake>
- [60] A. Paszke, S. Gross, F. Massa, A. Lerer, J. Bradbury, G. Chanan, T. Killeen, Z. Lin, N. Gimelshein, L. Antiga *et al.*, "Pytorch: An imperative style, high-performance deep learning library," *NeurIPS*, vol. 32, 2019.
- [61] Y. Viazovetskyi, V. Ivashkin, and E. Kashin, "Stylegan2 distillation for feed-forward image manipulation," in *European conference on computer vision*. Springer, 2020, pp. 170–186.
- [62] A. Ramesh, P. Dhariwal, A. Nichol, C. Chu, and M. Chen, "Hierarchical text-conditional image generation with clip latents," *arXiv preprint arXiv:2204.06125*, 2022.
- [63] Z. Ke, J. Sun, K. Li, Q. Yan, and R. W. Lau, "Modnet: Real-time trimap-free portrait matting via objective decomposition," in *AAAI*, 2022.