

# Orthogonal Polynomials–Quadrature Algorithm (OPQA): A Functional Analytical Approach to Bayesian Inference

Lilian Wong

WONGMW@ALUMNI.PRINCETON.EDU

Vancouver, BC, Canada

## Abstract

In this paper, we present the new Orthogonal Polynomials–Quadrature Algorithm (OPQA), a parallelizable algorithm that estimates both the posterior and the evidence in a Bayesian analysis in one pass by means of a functional analytic approach. First, OPQA relates the evidence to an orthogonal projection onto a special basis of our construct. Second, it lays out a fast and accurate computational scheme to compute the transform coefficients.

OPQA can be summarized as follows. First, we consider the  $L^2$  space associated with a measure with exponential weights. Then we construct a multivariate orthogonal basis which is dense in this space, such density being guaranteed by the Riesz’s Theorem. As we project the square root of the joint distribution onto this basis of our choice, the density of the basis allows us to invoke the Parseval Identity, which equates the evidence with the sum of squares of the transform coefficients of this orthogonal projection. To compute those transform coefficients, we propose a computational scheme using Gauss–Hermite quadrature in higher dimensions. Not only does this approach avoids the potential high variance problem associated with random sampling methods, it significantly reduces the complexity of the computation and enables one to speed up the computational speed by parallelization.

This new algorithm does not make any assumption about the independence of the latent variable, nor do we assume any knowledge of the prior. It solves for both the evidence and the posterior in one pass. An outline of the theoretical proof of the supporting algorithm will be provided.

**Keywords:** Orthogonal Polynomials–Quadrature Algorithm, orthogonal polynomials, evidence, posterior estimation, Bayesian inference

## 1. Introduction

Let  $P$  be a probability density function,  $X = (x_i)_{i=1}^D$  be a set of observations and  $\theta = (\theta_i)_{i=1}^N$  be the set of (unknown) latent variables. We are interested in the posterior

$$P(\theta|X) := \frac{P(\theta, X)}{\int_{\theta} P(\theta, X)} \quad (1)$$

and the evidence

$$P(X) = \int_{\theta} P(\theta, X). \quad (2)$$

In most cases, there are many limitations that make it impractical to compute the posterior or the evidence directly<sup>1</sup>. For posterior inference, there are two major approaches.

---

1. We provide an example in Section 5 to illustrate this.

The first approach is random sampling, including Markov chain Monte Carlo methods such as the Metropolis–Hastings algorithm (Metropolis et al., 1953; Hastings, 1970) and the Hamilton Monte Carlo algorithm (Hoffman and Gelman, 2014).

The second approach is the proxy model approach, including variational inference which was first developed about three decades ago (Peterson and Anderson, 1987; Hinton and Camp, 1993; Waterhouse et al., 1996; Jordan et al., 1999). The idea behind variational inference is to find the optimal proxy of the posterior by means of optimization: first, one considers a family of proxies  $q_\alpha$  with varying parameter  $\alpha$ . By means of descent methods, one tries to find the optimum parameters  $\alpha^*$  which minimize the “closeness” between  $q_{\alpha^*}(\theta)$  and the posterior. In the literature, one common choice to measure the “closeness” between the proxy and the actual posterior is the Kullback-Leibler Divergence (“KL-Divergence”) (Kullback and Leibler, 1951), defined as

$$\mathbb{KL}(q||P(\Theta|X)) := \int q(\theta) \log \left( \frac{q(\theta)}{P(\theta|X)} \right) d\theta.$$

Note that the KL-divergence is asymmetric, meaning  $\mathbb{KL}(q||p)$  is not necessarily the same as  $\mathbb{KL}(p||q)$ , thus giving rise to the choice between  $\mathbb{KL}(q(\theta)||P(\theta|X))$  (“reverse KL”) and  $\mathbb{KL}(P(\theta|X)||q(\theta))$  (“forwards KL”)<sup>2</sup>. However, since it is hard to compute KL-divergence directly, the minimization problem is often transformed as follows

$$\log P(X) = \mathbb{KL}(q(\theta)||P(\theta|X)) + \underbrace{\int q(\theta) \log \left( \frac{P(\theta, X)}{q(\theta)} \right) d\theta}_{L(q, X)}. \quad (3)$$

A number of important techniques to solve this minimization problem have evolved in the past three decades, such as the structured mean field approach (Saul and Jordan, 1995), mean field approximation (Oppen and Saad, 2001), and stochastic variational inference (Hoffman et al., 2013), with applications to streaming data (Theis and Hoffman, 2015) and anomaly detection (Soelch et al., 2016). The reader may refer to Blei et al. (2017) for an in-depth survey of the development of variational inference techniques. However, among the algorithms developed, only a handful of them can solve for both the posterior and the evidence simultaneously.

In this paper, we introduce the new **Orthogonal Polynomials–Quadrature Algorithm (OPQA)**. It solves two approximation problems simultaneously, from a functional analytic perspective: first, it gives a numerical estimate of the evidence  $P(X)$ ; second, it returns a functional approximation of the posterior  $P(\theta|X)$  that can be arbitrarily close as the degree of polynomial used for approximation increases.

## 1.1 Structure of the Paper

This paper is structured as follows: in Section 2, we present the new Orthogonal Polynomials–Quadrature Algorithm (OPQA), starting with an outline of the algorithm (Section 2.1), to be followed by a discussion of our contributions (Section 2.2) and the connections with other Bayesian problems and machine learning applications (Section 2.3).

---

2. We refer the reader to Chapter 21 of Murphy (2012) and Chapter 10 of Bishop (2006) for insightful discussions on the difference between the two.

In Section 3, we dive deep into the building blocks of the algorithm, such as Hermite polynomials and Gauss-Hermite quadrature. Such a discussion will lay the foundation to the OPQA Computation Scheme (Section 4). In Section 4.1, we will illustrate how this computation scheme overcomes the curse of dimensionality.

In addition to the pseudocode (Section 4.3), we provide an example to illustrate how to apply OPQA to a Mixed Gaussian Model (Section 5), supported by numerical results (Section 5.1) and computation statistics from our own implementation (Appendix 7.4). We hope that a concrete example will help illustrate the details of the algorithm.

For the convenience of the reader, we also provide a list of the symbols used in the discussion and their respective dimensions in Appendix 7.5.

## 2. The Orthogonal Recursion–Quadrature Algorithm (OPQA)

Suppose there are  $N$  latent variables,  $\theta \in \mathbb{R}^N$  in the problem. The goal of OPQA is to estimate the evidence  $P(X)$  and find a smooth functional estimate of the posterior  $P(\theta|X)$ .

### 2.1 Outline of the Orthogonal Polynomials–Quadrature Algorithm

First, we consider the following measure on  $\mathbb{R}^N$

$$d\nu_{1:N}(\theta) := \prod_{j=1}^N e^{-\theta_j^2} d\theta_j, \quad (4)$$

where  $\theta = (\theta_1, \theta_2, \dots, \theta_N) \in \mathbb{R}^N$ . Let  $h_i(x)_{i=1}^\infty$  be the normalized one-dimensional Hermite polynomials that are orthogonal with respect to the measure  $d\nu = e^{-\theta^2} d\theta$  on  $\mathbb{R}$ , meaning

$$\int_{\mathbb{R}} h_i(x) h_j(x) e^{-\theta^2} d\theta = \begin{cases} 1 & \text{if } i = j \\ 0 & \text{otherwise.} \end{cases} \quad (5)$$

As a result, the tensor products of Hermite polynomials

$$\phi_\tau(\theta) := h_{i_1}(\theta_1) h_{i_2}(\theta_2) \cdots h_{i_N}(\theta_N) \text{ for } \tau = (i_1, i_2, \dots, i_N) \quad (6)$$

form an orthogonal polynomial basis  $(\phi_\tau(\theta))_\tau$  that are orthogonal with respect to  $d\nu_{1:N}$ . The  $N$ -tuple  $\tau = (i_1, i_2, \dots, i_N)$  is known as a **multi-index**, with each  $i_k$  being a non-negative integer<sup>3</sup>.

The measure  $d\nu_{1:N}$  fulfils the finite moment criterion (41). By the Riesz Theorem (Theorem 1), the family of polynomials is dense in  $L^2(d\nu_{1:N})$  (some call it a “complete basis”), which guarantees that any integrable function can be estimated by polynomials in the  $L^2$ -sense. In particular, observe that

$$\tilde{P}(\theta, X) := P(\theta, X) \prod_{j=1}^N e^{\theta_j^2} \in L^2(\nu_{1:N}) \quad (7)$$

---

3. Each  $i_k$  is called an **index** of  $\tau$ . The **degree** of this multi-index is given by  $|\tau| := \sum_{j=1}^N i_j$ . Furthermore,

we say that two labels  $\tau = (i_1, i_2, \dots, i_N)$  and  $\tau_2 = (j_1, j_2, \dots, j_N)$  are the same if and only if all the indices are the same, that is,  $\tau_1 = \tau_2 \iff (i_k = j_k, \forall 1 \leq k \leq N)$ .

because

$$\|\tilde{P}(\theta, X)^{1/2}\|_{L^2(d\nu_{1:N})}^2 = \int_{\mathbb{R}^N} \left| \tilde{P}(\theta, X)^{1/2} \right|^2 d\nu_{1:N} = \int_{\mathbb{R}^N} |P(\theta, X)| d\theta_{1:N} = P(X) < \infty. \quad (8)$$

Next, we transform  $\tilde{P}(\theta, X)^{1/2}$  into an infinite series by projecting it onto this new dense basis  $(\phi_\tau)_\tau$ , which is orthogonal with respect to  $d\nu_{1:N}$ . The coefficients in this basis are given by

$$a_\tau := \langle \tilde{P}(\theta, X)^{1/2}, \phi_\tau \rangle_{d\nu_{1:N}} = \int_{\mathbb{R}^N} P(\theta, X)^{1/2} \phi_\tau(\theta) \left( \prod_{j=1}^N e^{-\theta_j^2/2} \right) d\theta_{1:N}. \quad (9)$$

The density of polynomials in  $L^2(d\nu_{1:N})$  allows one to invoke the Parseval Identity, which gives

$$\|\tilde{P}(\theta, X)^{1/2}\|_{L^2(d\nu_{1:N})}^2 = \sum_{\tau} |a_\tau|^2. \quad (10)$$

Combining this with (8), we obtain

$$P(X) = \sum_{\tau} |a_\tau|^2. \quad (11)$$

In particular, note that the coefficients  $(a_\tau)_\tau$  are absolutely convergent, so the summation can be executed in any order. This is a very important fact as it allows one to proceed with only a subset of the coefficients that contribute to the convergence of  $P(X)$ .

Furthermore, for any finite set of multi-indices  $T$ , we let

$$p_T(\theta) := \left( \sum_{\tau \in T} |\hat{a}_\tau|^2 \right)^{-1/2} \left( \sum_{\tau \in T} \hat{a}_\tau \phi_\tau(\theta) \right);$$

then the following function estimates  $P(\theta, X)$ .

$$\pi_{1:N}(\theta) := p_T(\theta)^2 \prod_{j=1}^N e^{-\theta_j^2} \geq 0, \forall \theta \in \mathbb{R}^N.$$

Note that  $\pi_{1:N}(\theta)$  is a probability density function on  $\mathbb{R}^N$  because

$$\int_{\mathbb{R}^N} \pi_{1:N}(\theta) d\theta = \langle p_T, p_T \rangle_{d\nu_{1:N}} = 1.$$

It has been observed that random sampling methods applied to estimating  $a_\tau$  in equation (9) may result in high variance. For that reason, we propose the Orthogonal Polynomials–Quadrature Formula (Section 4) to estimate  $a_\tau$ : we choose a quadrature order  $\Gamma$ , which can be loosely understood as the degree of approximation<sup>4</sup>. Using a known set of nodes  $(\tilde{r}_i)_{i=1}^\Gamma$

---

4. If a function can be estimated by a polynomial of degree  $2\Gamma - 1$ , then it could be well estimated by quadrature of order  $\Gamma$ . In particular, if a function is a polynomial of degree  $\leq 2\Gamma - 1$ , then the estimation turns into an equality.

and weights  $(\tilde{w}_i)_{i=1}^\Gamma$ <sup>5</sup>, we form the Cartesian products of nodes in  $\mathbb{R}^N$ ,  $(\tilde{r}^{(j)})_j$ , and weights  $(\tilde{w}^{(j)})_{(j)}$ , such that

$$a_\tau \approx \sum_{(j) \in I} \tilde{w}_{(j)} P(\tilde{r}^{(j)}, X)^{1/2} \phi_\tau(\tilde{r}^{(j)}). \quad (12)$$

To compute the sum above, we propose a new computation scheme that enables fast computation of the coefficients. The main idea is to reuse calculated values in the computation by the decomposition of  $a_\tau$  in (12) above into a product of two vectors,

$$a_\tau \approx \vec{\Pi} \cdot \vec{\Phi}_\tau.$$

The vector  $\vec{\Pi}$  is independent of the multi-index  $\tau$  and only needs to be calculated once throughout the whole computation, and the vector  $\vec{\Phi}_\tau$  of degree  $|\tau| = d$  will be computed fast because it is a series of multiplications and additions of values from the set

$$V_d := \{h_k(\tilde{r}_j) : 0 \leq k \leq d; 1 \leq j \leq \Gamma\} \quad (13)$$

which is only of size  $d \cdot \Gamma$ . In other words, once this set  $V_d$  is computed, we can immediately obtain all  $\vec{\Phi}_\eta$  from simple multiplications, for any multi-index  $|\eta| \leq d$  (our empirical results showed that  $\Gamma \leq 8$  seemed sufficient for many problems). Finally, the OPQA computation scheme also allows parallelization which substantially increases the speed of computation.

## 2.2 Our Contributions

Our contributions can be categorized as follows:

**A new functional analytic perspective.** Instead of finding a proxy through optimization, we associate the evidence  $P(X)$  with the  $L^2(d\nu_{1:N})$  norm of  $\tilde{P}(\theta, X)^{1/2}$  in (7). The measure  $\nu$  is special because it satisfies the moment criteria of the Riesz Theorem, which ensures the density of the polynomial basis we constructed in (6). Such density ensures  $P(X)$  is equal to  $\sum_\tau |a_\tau|^2$  in (11) (in general, Bessel’s Inequality shows that  $P(X) \leq \sum_\tau |a_\tau|^2$  for an orthogonal basis, but in this case we want equality).

**A flexible and scalable approach.** OPQA is completely different in nature from Polynomial Chaos Expansion (PCE), even though both methods involve the projection onto a polynomial basis. The most crucial difference is that the orthogonality of the basis of our algorithm is with respect to the measure  $\nu$  of our construct in (4), while for PCE the orthogonality is with respect to the prior. OPQA does not require any assumptions about the prior.

Furthermore, OPQA does not require the independence of the latent variables. The fact that  $P(\theta, X)$  is a probability density alone is sufficient for the algorithm to work. Furthermore, OPQA can produce arbitrarily good approximations as we increase the order of polynomial approximation.

**An accurate, efficient and parallelizable computation scheme.** The OPQA computation scheme (Section 4) enables the efficient and accurate computation of the transform coefficients  $(a_\tau)_\tau$  (see (9)). It brings a few advantages. First, quadrature is more accurate

---

5. These constants are available in Numpy libraries and numerical analysis handbooks. We will go into details in Section 3.2.

than random sampling and it reduces variance in the estimation of  $a_\tau$ . Second, it allows us to decompose the coefficients  $a_\tau$  as follows:

$$a_\tau \approx \vec{\Pi} \cdot \vec{\Phi}_\tau,$$

where  $\vec{\Pi}$  is independent of  $\tau$ ; and  $\vec{\Phi}_\tau$  only depends on a set  $V_d$  for  $d = |\tau|$  which only contains  $d \cdot \Gamma$  values (see (13)), and its computation can be parallelized. Last but not least, OPQA provides estimates of both the posterior and evidence in one pass. These properties are critical to overcoming the curse of dimensionality.

We will provide a proof of the theoretical foundation of this algorithm in Appendix 2.

### 2.3 Polynomials in Bayesian Problems and Machine Learning

Polynomials have been a staple tool in the world of approximation, with applications spanning physics (Simon, 1971; Vinck et al., 2012), random matrix theory (Deift, 2000), statistics (Walter, 1977; Diaconis et al., 2008) and information theory (Dehesa et al., 2001; Ahlswede, 2017). However, applications of orthogonal polynomials to machine learning are scarce to the best of our knowledge. In particular, the application of orthogonal polynomials to higher-dimensional problems has been severely hindered by the fact that there is no natural way to order them, as well as the increasing computational complexity that arises as the basis set expands.

To keep the discussion relevant, we will focus on the applications of polynomials on Bayesian inverse problems and machine learning, and illustrate them with examples from the literature.

The goal of Bayesian inverse modeling problems is to obtain a model  $M$  based on the observations, with the possibility that the model’s parameters are outputs of random variables. In most of those problems, polynomials are chosen to be orthogonal with respect to the (known) joint distribution of the random variables (this technique is commonly known as *polynomial chaos expansion*, or PCE) and they are used to provide a simple estimation of the model or the random variables. The advantage of this approach is that all quantities of inferential relevance come in closed forms. In particular, the polynomial estimation of the posterior serves as a smooth proxy.

One interesting application of orthogonal polynomials to Bayesian problems was presented by Nagel and Sudret (2016). The problem was set up as follows: given observations  $(y_n)_{n=1}^N$ , unknown parameter  $\theta \in D_\theta \subset \mathbb{R}^M$  that are generated by  $M$  independent random variables  $(X_i)_{i=1}^M$ , and a forward model  $F : D_\theta \mapsto \mathbb{R}^N$  such that  $F(\theta) \mapsto \hat{y} \in \mathbb{R}^N$ . The authors proposed using orthogonal polynomials to estimate two things: first, the model  $F$ ; second, the likelihood function  $L(\theta) = P(Y|\theta)$ , which the author called “spectral likelihood” and its representation by orthogonal polynomials, that is, “spectral likelihood expansion (SLE)”.

However, unlike the Hermite polynomials in this paper, which are orthogonal with respect to a measure  $\nu$  in equation (4), the polynomials chosen by Nagel and Sudret (2016) are orthogonal with respect to a known prior  $\pi(\theta)$ , which is the joint density of the parameters  $\theta \in \mathbb{R}^M$ . Moreover, it was assumed that the  $M$  components of  $\theta$  are independent. That

means the prior can be decomposed into a product

$$\pi(\theta) = \prod_{j=1}^M \pi_j(\theta_j),$$

as in mean field techniques developed in variational inference. Furthermore, if the likelihood function  $L(\theta)$  is expressed as a polynomial, the posterior marginal of the  $j$ -th parameters given by

$$\pi(\theta_j|y) = \frac{\pi_j(\theta_j)}{Z} \int L(\theta) \pi(\theta_{\sim j}) d\theta_{\sim j}$$

also has a simple closed expression (see equation (45) in the original paper), owing to the construction that the polynomial basis chosen is orthogonal with respect to  $\pi(\theta)d\theta$ .

The independence assumption significantly reduces the complexity of the problem because essentially, all cross terms are dropped and the size of the orthogonal basis grows linearly with the degree of polynomials considered, instead of exponentially. If this assumption holds true for our problem, the orthogonal basis would be reduced to the subset of polynomials of the form

$$\Phi_\tau(\theta) = h_k(\theta_j).$$

In other words, we only need to consider multi-indices of the form  $\tau = (0, 0, \dots, k, 0, \dots, 0)$  which contain only one non-zero index.

Applications of orthogonal polynomials to machine learning are relatively new and scarce, but there is evidence of success. Huggins et al. (2017) proposed the PASS-GLM algorithm (PASS stands for *polynomial approximate sufficient statistics*), using one-dimensional orthogonal polynomials of low degree to estimate the mapping function in Generalized Linear Models (GLMs). The problem could be described as follows: given  $N$  observations  $(x_n, y_n)_{n=1}^N$  with  $x_n \in \mathbb{R}^d$  and  $y_n \in \mathbb{R}$ , and parameter  $\theta \in \mathbb{R}^d$ , the following GLM was considered:

$$\log p(y_{1:N}|x_{1:N}, \theta) = \sum_{n=1}^N \log p(y_n|g^{-1}(x_n \cdot \theta)) = \sum_{n=1}^N \phi(y_n, x_n \cdot \theta),$$

where  $g^{-1}(x_n \cdot \theta)$  gives the expected value of  $y_n$  (often known as “inverse mapping”<sup>6</sup>), and  $\phi(y, s) := \log(p(y|g^{-1}(s)))$  is the GLM mapping function which is to be estimated by orthogonal polynomials.

In the special case of logistic regression, the mapping function is a function from  $\mathbb{R}$  to  $\mathbb{R}$  given by

$$\log p(y_n|x_n, \theta) = \phi_{\text{logit}}(y_n x_n \cdot \theta) \tag{14}$$

where  $\phi_{\text{logit}}(x) = -\log(1+e^{-x})$  is the logistic function. The PASS-GLM algorithm uses one-dimensional orthogonal polynomials up to degree  $M$  ( $M$  is small) to estimate the mapping function  $\phi_{\text{logit}}(s)$  in equation (14). By replacing the mapping function with a low-order polynomial estimate (the author showed that  $M = 6$  sufficed even for  $d \geq 100$ ), the PASS-GLM

---

6. In the context of binary observations  $y_n \in [0, 1]$ , the inverse mapping could be the logit function  $g(x) = \log(x/(1-x))$  for logistic regression, or  $g(x) = \Phi^{-1}(x)$  with  $\Phi$  being standard Gaussian cumulative distribution function.

algorithm can quickly update the coefficients which give the approximate log-likelihood, which can then be used to construct the an approximate posterior. One of their numerical experiments has further proven that the algorithm provides a practical tradeoff between computation and accuracy on a large data set (40 million samples with 20,000 dimensions). The algorithm is scalable because it only requires one pass over the data.

### 3. Building Blocks of the Algorithm

In this section, we provide an in-depth discussion of the major building blocks of OPQA, which are Hermite Polynomials (Section 3.1), Gauss–Hermite Quadrature in one-dimension (Section 3.2) and its extension to higher dimensions (Section 3.3). After introducing these preliminaries, we will illustrate how OPQA reduces the complexity of the computation (Section 4.1).

#### 3.1 Hermite Polynomials in One Dimension

Hermite polynomials,  $(H_n(\theta))_{n=0}^\infty$ , are a staple in the field of approximation as they arise naturally in many problems and for that reason, the roots of the first 100 Hermite polynomials have been explicitly calculated by numerical analysts.

Hermite polynomials are polynomials on  $\mathbb{R}$  that are orthogonal with respect to the measure

$$d\nu := e^{-\theta^2} d\theta \text{ on } \mathbb{R}.$$

The inner product  $\langle \cdot, \cdot \rangle_\nu$  and  $\|\cdot\|_\nu$  for the space  $L^2(\nu(\mathbb{R}))$  are defined respectively as

$$\langle f, g \rangle_\nu := \int_{\mathbb{R}} f(x)g(x)d\nu \text{ and } \|f\|_\nu := \langle f, f \rangle_\nu^{1/2}.$$

In particular, the Hermite polynomials satisfy the following orthogonality relation:

$$\int_{\mathbb{R}} H_m(x)H_n(x)d\nu(x) = \sqrt{\pi}2^n n! \delta_{nm}. \quad (15)$$

The measure  $\nu$  is the building block of the measure  $\nu_{1:N}$  on  $\mathbb{R}^N$ , defined in equation (4). A critical property of Hermite polynomials is that the measure  $\nu$  has finite moments. In the one-dimensional case, that means for  $c > 0$ ,

$$\int_{\mathbb{R}} e^{c|\theta|} d\nu = 2 \int_{\theta \geq 0} e^{-\theta^2 + c\theta} d\theta \leq 2 \int e^{-(\theta - c/2)^2 + \frac{c^2}{4}} d\theta < \infty.$$

Following a similar argument one can prove that

$$\int_{\mathbb{R}^N} e^{c|\theta|} d\nu_{1:N}(\theta) = \prod_{j=1}^N \int e^{c|\theta_j|} e^{-\theta_j^2} d\theta_j < \infty. \quad (16)$$

Condition (16) is important because it makes  $\nu_{1:N}$  eligible for the Riesz Theorem (see Theorem 1), which implies the density of polynomials in  $L^2(\nu_{1:N})$ . Without this density, the argument will fall through because (11) may not hold.



Equally important is the fact that these polynomials can be computed very fast because they follow a simple recurrence relation: letting  $H_n(x)$  be the (physicist's) Hermite polynomials of degree  $n$ , they obey

$$H_{n+1}(x) = 2xH_n(x) - 2nH_{n-1}(x) \text{ for } n \geq 1 \quad (17)$$

with  $H_0(x) = 1$  and  $H_1(x) = 2x$ . By setting  $m = n$  in (15), we obtain

$$\|H_n\|_\nu^2 := \int_{\mathbb{R}} |H_n(x)|^2 d\nu(x) = \sqrt{\pi} 2^n n!$$

Normalized Hermite polynomials are given by

$$h_n(x) = \frac{H_n(x)}{\|H_n\|} \text{ with } \|h_n(x)\|_\nu = 1.$$

The Hermite Polynomials used in this paper are often known as the Physicists' Hermite polynomials (because they are orthogonal to  $e^{-x^2}$  instead of  $e^{-x^2/2}$ ). In particular,

$$H_0(x) = 1 \quad h_0(x) = \pi^{-1/4} \quad (18)$$

$$H_1(x) = 2x \quad h_1(x) = \sqrt{2}\pi^{-1/4}x \quad (19)$$

$$(20)$$

To help the reader understand intuitively how the coefficients  $a_\tau$  would converge, we introduce the Hermite functions,  $\psi_n(x)$  defined as

$$\psi_n(x) := h_n(x)e^{-x^2/2}. \quad (21)$$

Properties of Hermite functions, such as their asymptotics, have been a subject of interest for statisticians and physicists alike (Walter, 1977; Simon, 1971). The most relevant one for this paper could be the Cramer's Inequality (Hille, 1926) for Hermite functions,

$$\psi_n(x) \leq K\pi^{-1/4} \text{ on } \mathbb{R},$$

where  $K < 1.09$  is a constant. Furthermore, the  $n$ -th Hermite function  $\psi_n(x)$  satisfies the differential equation<sup>7</sup>

$$\psi_n''(x) + (2n + 1 - x^2)\psi_n(x) = 0.$$

and decays fast outside the interval  $[-\sqrt{2n+1}, \sqrt{2n+1}]$  (see Figure 1). More precisely, the asymptotics of the Hermite function can be described by the formula below,

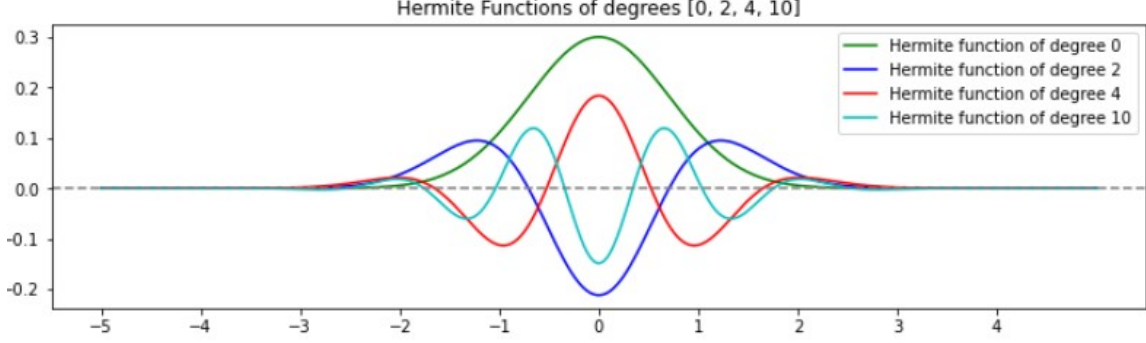
$$\psi_n(x) = 2^{1/4n-1/12} \left( Ai(\sqrt{2n+1}t) + O(n^{-2/3}) \right) \text{ for } |x| = \sqrt{2n+1} + t, t \geq 0,$$

where  $Ai$  is the Airy function of the first kind.

Apart from Hermite polynomials, Chebyshev's polynomials and Jacobi polynomials are among the most commonly known families of orthogonal polynomials. For a comprehensive introduction to orthogonal polynomials, the readers may refer to Simon (2005); Koornwinder (2013).

---

7. This equation is equivalent to the Schrödinger equation for a harmonic oscillator in quantum mechanics.

Figure 1: Plots of Hermite functions for  $n = 0, 2, 4, 10$ .

### 3.2 Gauss–Hermite Quadrature in One Dimension

A crucial step to our algorithm rests on the fast computation of the coefficients  $\hat{a}_\tau$  in (9). There are two major advantages to using quadrature: first, it improves accuracy of the estimate and reduces variances (over random methods); second, it allows one to reduce computation complexity.

We will start with a preview of Gauss–Hermite quadrature, which leverages numerical constants that are widely available in numerical analysis handbooks to provide accurate estimates of integrals of the form (22) below.

In the one-dimensional case, if the function  $f(x)$  can be estimated by polynomials of degree  $2\Gamma - 1$  or less ( $\Gamma$  for “Gaussian”),

$$\int_{\mathbb{R}} f(x) e^{-x^2} dx \approx \sum_{i=1}^{\Gamma} w_i f(r_i) \quad (22)$$

where  $r_1, r_2, \dots, r_\Gamma$  are the roots of  $H_\Gamma(x)$  (which are distinct); and the set of weights  $w_1, w_2, \dots, w_\Gamma$  are given by

$$w_i := \frac{1}{\Gamma h_{\Gamma-1}(r_i)^2}, 1 \leq i \leq \Gamma. \quad (23)$$

Given that in equation (9), we are integrating against  $e^{-\theta^2/2}$ , we will need to perform a simple change of variables as follows: we define

$$\tilde{w}_i := \sqrt{2} w_i \quad (24)$$

$$\tilde{r}_i := \sqrt{2} r_i. \quad (25)$$

The following holds

$$\int_{\mathbb{R}} f(\theta) e^{-\theta^2/2} d\theta = \sqrt{2} \int_{\mathbb{R}} f(\sqrt{2}\theta) e^{-\theta^2} d\theta \approx \sum_{i=1}^{\Gamma} \tilde{w}_i f(\tilde{r}_i), \quad (26)$$

and (26) turns into an equality if  $f(\theta)$  is a polynomial of degree  $\leq 2\Gamma - 1$ . In particular, we encourage the reader to check if setting  $f = 1$  will return  $\sum_{i=1}^{\Gamma} \tilde{w}_i = \int_{\mathbb{R}} e^{-\theta^2/2} d\theta = \sqrt{2\pi}$ .

Note that  $w_i$  in (23) is well defined because  $1/h_{\Gamma-1}(r_i)$  is well defined, that follows from the fact that  $H_{\Gamma-1}$  and  $H_\Gamma$  do not share any zeroes, due to the unique interlacing zeroes property of orthogonal polynomials on the real line.

It is important to note that both  $r_i$  and  $w_i$  are known constants that are available in handbooks for numerical analysis (for example, Abramowitz and Stegun (1972); Olver et al. (2010)) and Numpy library<sup>8</sup>. They are independent of our problem and are precalculated because they naturally appear in many problems in numerical analysis. In Genz and Monahan (1999), an implementation of the method was executed and has shown significant improvement in accuracy over simple Monte–Carlo algorithms. The reader may refer to DeVuyst and Precke (2007) for more numerical results on this numerical analytical tool and Cools (2002) for a survey of the field.

### 3.3 Gauss–Hermite Quadrature In Higher Dimensions

We tried to yield to the literature to establish a stable estimation of the multivariate integration in  $\mathbb{R}^N$ . However, we are not aware of any general scheme of computation in the literature for  $\mathbb{R}^N$ : so far the numerical results are mostly restricted to low dimensions or to specific functions, and they aim to find weights  $w_j$  and nodes  $x^{(j)} \in \mathbb{R}^N$  (independent of  $f$ ) such that

$$\sum_{j=1}^{\Gamma} w_j f(x^{(j)}) \approx \int_{\mathbb{R}^N} e^{-x^T x} f(x) dx.$$

The reader may refer to Lu and Darmofal (2004); Millán et al. (2009); vanZandt (2017) for numerical results. According to Lu and Darmofal (2004), the prevalent methods include the Monte-Carlo method and response surface methods, they do offer good accuracy but are not efficient.

For the aforementioned reasons, we decided to expand into  $\mathbb{R}^N$  based on equation (22). We consider an integer  $\Gamma$  (which can be loosely interpreted as the highest degree of the polynomials for our estimation) so that the roots of  $h_\Gamma(x)$  are non-zero: first, observe that for any fixed  $\theta_2, \dots, \theta_N$ ,  $f$  can be treated as a function of  $\theta_1$  such that

$$\int_{\mathbb{R}} f(\theta_1, \theta_2, \dots, \theta_N) e^{-\theta_1^2/2} d\theta_1 = \sum_{j=1}^{\Gamma} \tilde{w}_j f(\tilde{r}_j, \theta_2, \dots, \theta_N) \quad \forall \theta_2, \dots, \theta_N.$$

Furthermore, by the independence of the weights  $w_i$  and the nodes  $r_i$  with respect to the function to be integrated. As a result,

$$\begin{aligned} \int_{\mathbb{R}^N} f(\theta_1, \dots, \theta_N) \prod_{j=1}^N e^{-\theta_j^2/2} d\theta &\approx \int \sum_{i=1}^{\Gamma} \tilde{w}_i P(\tilde{r}_i, \theta_2, \dots, \theta_N) \prod_{j=2}^N e^{-\theta_j^2/2} d\theta_2 \cdots d\theta_N \\ &= \sum_{i_1=1}^{\Gamma} \cdots \sum_{i_N=1}^{\Gamma} \tilde{w}_{i_1} \cdots \tilde{w}_{i_N} f(\tilde{r}_{i_1}, \dots, \tilde{r}_{i_N}). \end{aligned} \tag{27}$$

8. See for example <https://numpy.org/doc/stable/reference/generated/numpy.polynomial.hermite.hermgauss.html>

#### 4. OPQA Computation Scheme

We will demonstrate how OPQA can be used to estimate the coefficients  $a_\tau$ . In higher dimensions, our index set is the  $N$ -dimensional cube (or Cartesian product)

$$I = [1, 2, \dots, \Gamma]^N \quad (28)$$

(as opposed to  $[1, 2, \dots, \Gamma]$  in the 1D case), and each element in  $I$  is of the form

$$(j) = (j_1, j_2, \dots, j_N),$$

with each element  $j_k$  being an integer  $1 \leq j_k \leq \Gamma$ . For convenience, we call such  $(j)$  a **grid index** so we do not confuse the reader with the multi-index that represents the degrees of polynomials in the multivariate orthogonal polynomial  $\phi_\tau(\theta)$ .

Next, we iterate through this index set  $I$ . For each index  $(j) = (j_1, j_2, \dots, j_N) \in I$ , we define the **nodes** and **weights** respectively as

$$\begin{aligned} \tilde{r}^{(j)} &:= (\tilde{r}_{j_1}, \tilde{r}_{j_2}, \dots, \tilde{r}_{j_N}). \\ \tilde{w}^{(j)} &:= \prod_{k=1}^N \tilde{w}_{j_k}. \end{aligned}$$

The quadrature formula to estimate  $a_\tau$  is given by

$$a_\tau \approx \hat{a}_\tau := \sum_{(j) \in [1, 2, \dots, \Gamma]^N} \tilde{w}^{(j)} P(\tilde{r}^{(j)}, X)^{1/2} \phi_\tau(\tilde{r}^{(j)}). \quad (29)$$

In vector form, formula (29) can be expressed as

$$a_\tau \approx \hat{a}_\tau = \vec{\Pi} \cdot \vec{\Phi}_\tau \quad (30)$$

where

$$\vec{\Pi} := [\tilde{w}^{(j)} P(\tilde{r}^{(j)}, X)^{1/2}]_j \quad (31)$$

$$\vec{\Phi}_\tau := [\phi_\tau(\tilde{r}^{(j)})]_{(j)}. \quad (32)$$

are vectors of length  $\Gamma^N$ . It is natural for the reader to wonder at this point how one can manage the exponentially growing size of  $\vec{\Pi}$  and  $\vec{\Phi}_\tau$ . In the next section, we will address the question of how OPQA can overcome the curse of dimensionality.

##### 4.1 How OPQA Reduces Computation Complexity

Recall the decomposition of  $a_{\tau_+}$  into a product of two vectors,  $\vec{\Pi}$  and  $\vec{\Phi}_\tau$  in (30). Note that  $\vec{\Pi}$  in (31) is independent of  $\tau$ , and  $\vec{\Phi}_\tau$  in (32) is independent of the observations  $X$ .

Given the independence of  $\vec{\Pi}$  of  $\tau$ , it only needs to be calculated once for the whole computation even if we consider multi-indices  $\tau$  of higher degree. Furthermore, there will be many repetitions in the computation of the weights  $\tilde{w}^{(j)}$  for  $(j) \in I$ . Consider the following example: suppose  $\Gamma = 5$  and  $N = 10$ . The following two grid-indices

$$(j_1) = [1, 2, 1, 4, 5, 1, 3, 1, 2, 3] \quad (j_2) = [5, 1, 2, 1, 3, 1, 1, 2, 3, 4]$$

result in the same weight. That is because by definition,

$$\tilde{w}^{(j_1)} = w_1 \cdot w_2 \cdot w_1 \cdot w_4 \cdot w_5 \cdot w_1 \cdot w_3 \cdot w_1 \cdot w_2 \cdot w_3 = w_1^4 \cdot w_2^2 \cdot w_3^2 \cdot w_4 \cdot w_5,$$

and similarly,  $\tilde{w}^{(j_2)}$  is also equal to the same value. For that reason, only a fraction of weights  $\tilde{w}^{(j)}$  need to be computed.

In the example given, the size of the index set  $I$  is 9765625 while there are only 1001 distinct values in the set of weights. Shown below are computation times for various  $\Gamma$ 's, with and without parallelization. The reader may refer to Appendix 7.4 for more details.

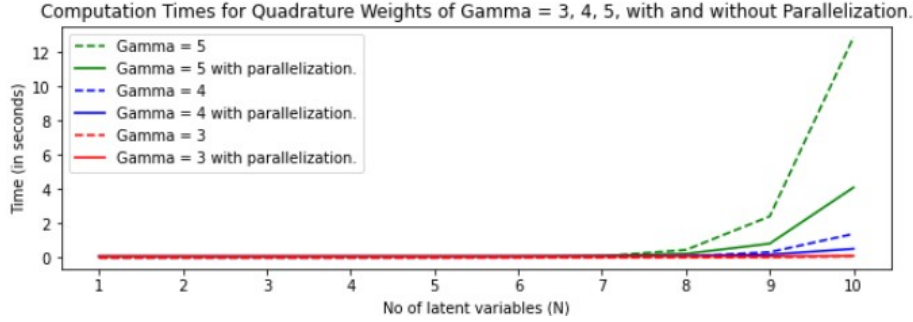


Figure 2: Computation times for  $(\tilde{w}^{(j)})_{(j)}$  with  $\Gamma = 3, 4, 5$ , with and without parallelization.

The vector  $\vec{\Phi}_\tau$  is independent of the observations or the model, as its entries are merely dependent on a subset of values of

$$h_k(x) \text{ for } x = \tilde{r}_1, \tilde{r}_2, \dots, \tilde{r}_\Gamma \text{ and } 0 \leq k \leq |\tau|.$$

That is because by construction, the  $k$ -th direction of any node  $\tilde{r}^{(j)}$  can only take on values from the set  $\tilde{r}_1, \tilde{r}_2, \dots, \tilde{r}_\Gamma$ ; and  $h_\tau(\theta)$  is a multiplication of a subset of these values.

In other words, once we compute  $V_0, V_1, \dots, V_d$  ( $V_d$  as defined in (13)), then we immediately obtain  $\vec{\Phi}_\tau$  for all multi-index  $\tau$  such that  $|\tau| \leq d$ .

## 4.2 Special Case: Independent Latent Variables.

In the case that all latent variables are known to be independent, the algorithm reduces to a simpler form, as we no longer need to consider any cross terms. As a result, the basis functions are those that can be represented by a multi-index  $\tau$  in the form  $(0, \dots, 0, k, 0, \dots, 0)$  (that is, only one non-zero integer  $k$  in the  $m$ -th direction) and the corresponding polynomial is

$$\phi_\tau(\theta) = h_k(\theta_m).$$

### 4.3 OPQA in Pseudocode

---

**Algorithm 1** The Orthogonal Polynomials–Quadrature Algorithm (OPQA)

---

**Input** Quadrature degree  $\Gamma$ . Joint distribution  $P(\theta, X)$ .

**Output** Coefficients  $(a_\tau)_{\tau \in T}$  which can be used to compute evidence  $P(X)$  and a smooth probability density function  $f_T(\theta)$  that estimates  $P(\theta|X)$ .

- 1: Choose an integer  $\Gamma$   $\triangleright \Gamma \leq 8$  would suffice for most cases.
  - 2: Initialize the index set  $I = [1, 2, \dots, \Gamma]^N$   $\triangleright$  Eq. (28)
  - 3: Initialize  $\vec{\Pi}$  using Gauss–Hermite quadrature weights and nodes.  $\triangleright$  Eq. (31)
  - 4: Initialize  $\tau = (0, 0, \dots, 0)$ ,  $a_\tau = \vec{\Pi} \cdot \pi^{-1/4}[1, 1, \dots, 1]^T$ , and  $\Sigma = a_\tau^2$ .
  - 5:  $k = 1$ .
  - 6: **while**  $\Sigma$  does not converge **do**
  - 7:   Compute  $h_k(x)$  for  $x = \tilde{r}_1, \dots, \tilde{r}_\Gamma$ .
  - 8:   **for**  $\tau$  of degree  $k$  **do**
  - 9:     Compute  $\Phi_\tau = (\phi_\tau(\tilde{r}^{(j)}))_{(j) \in I}$   $\triangleright$  Eq. (32)
  - 10:    Compute  $\hat{a}_\tau = \vec{\Pi} \cdot \Phi_\tau$   $\triangleright$  Eq. (30)
  - 11:    Add  $a_\tau^2$  to  $\Sigma$ .
  - 12:   **end for**
  - 13:    $k += 1$
  - 14: **end while**
  - 15: **return**  $(a_\tau)_\tau$
- 

### 5. Example: Gaussian Mixture Model (GMM).

First, we consider the Gaussian Mixture Model with  $K_0$  centers, of which the probability density will be

$$p(x; \mu_{1:K_0}) \sim \sum_{k=1}^{K_0} \pi_k N(\mu_{z_k}, \sigma_x^2),$$

where  $\pi = (\pi_1, \pi_2, \dots, \pi_{K_0})$  is a random variable of dimension  $K_0$  with only one non-zero entry of value 1.

First, we draw  $K_0$  real numbers which will form the center of  $K_0$  clusters,

$$\mu_k \sim \mathcal{N}(0, \sigma_\mu^2), 1 \leq k \leq K_0.$$

Then we generate an index  $z$  which is evenly distributed in the set  $[1, 2, \dots, K_0]$ , this  $z$  represents the index of the cluster from which we will draw our sample  $x$ :

$$x|z \sim N(\mu_z, \sigma_x^2).$$

**Example 1** *To illustrate this, we ran this experiment: first, we sampled  $N_0 = 3$  points,  $\mu \sim N(0, 10)$  and obtained  $\mu_1 = -18.61$ ,  $\mu_2 = 3.81$  and  $\mu_3 = 8.84$ . Then we generated  $n = 1000$  samples as per our earlier description. Figure 1 presents a plot of the joint distribution  $p(x, \mu_1, \mu_2, \mu_3)$  of this particular experiment, alongside with a normalized histogram of these 1000 samples.*

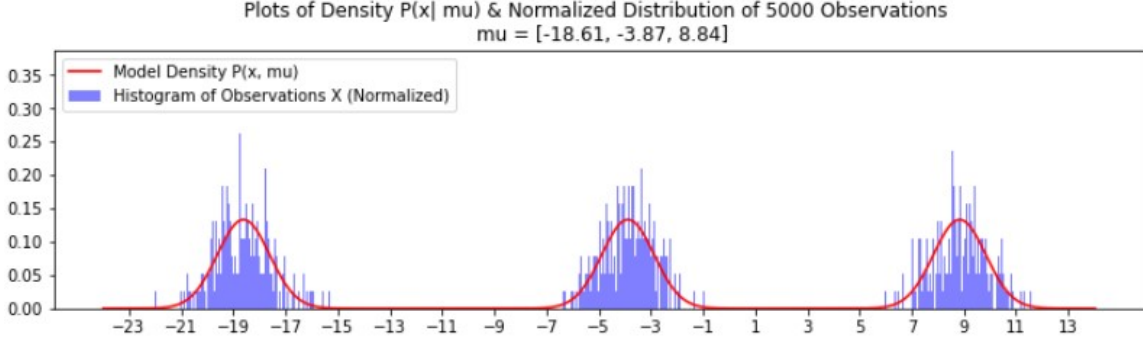


Figure 3: Example of a Mixed Gaussian Model.

Note that Example 1 is just one possible scenario. In general, we are interested in the inverse problem of approximating the posterior

$$P(\mu|x_{1:n}) : \mathbb{R}^N \mapsto \mathbb{R} \quad (33)$$

as a function of the latent variables  $\mu \in \mathbb{R}^N$ , given the observations  $x_{1:n}$ . Observe that the joint probability density function is given by

$$P(\mu_{1:K_0}, x_{1:n}) = \prod_{k=1}^{K_0} p(\mu_k) \prod_{i=1}^n p(x_i|\mu_{1:K_0}). \quad (34)$$

To obtain the posterior in (33), one needs the normalizing weight  $P(x_{1:n})$ , which requires us to sum (34) in  $k$  and integrate in  $\mu_{1:K_0}$ . First, note that for any one sample  $x$ ,

$$P(x|\mu_{1:K_0}) = \sum_{k=1}^{K_0} p(x, \mu_k|\mu_{1:K_0}) = \sum_{k=1}^{K_0} p(\mu_k|\mu_{1:K_0})p(x, \mu_k) = \frac{1}{K_0} \sum_{k=1}^{K_0} p(x, \mu_k). \quad (35)$$

Then we need to integrate (35) against  $d\mu_{1:K_0}$ . That results in the following formula

$$P(x_{1:n}) = \int \prod_{k=1}^{K_0} p(\mu_k) \prod_{i=1}^n \left( \sum_{k=1}^{K_0} \frac{1}{K_0} p(x_i, \mu_k) \right) d\mu_{1:K_0}. \quad (36)$$

While it may be possible to compute (36) directly, the computation is far from straightforward. Furthermore, there are  $K_0^n$  terms, making the computations extremely expensive as  $n$  increases.

### 5.1 Application of OPQA to GMM

Consider the simplest case of just one latent variable  $\mu$  and one sample  $x$ . We chose this particular example because the evidence comes in closed form and it will allow us to compute the ground truth evidence for benchmarking purposes.

The evidence (36) is given by

$$P(x) = \int_{\mathbb{R}} p(\mu) p(x|\mu) d\mu = \frac{1}{2\pi\sigma_\mu\sigma_x} \int_{\mathbb{R}} e^{-\frac{\mu^2}{2\sigma_\mu^2}} e^{-\frac{(x-\mu)^2}{2\sigma_x^2}} d\mu \quad (37)$$

Expanding the function inside the integral, we get

$$(37) = \frac{\exp\left(-\frac{x^2}{2\sigma_x^2}\right)}{2\pi\sigma_\mu\sigma_x} \int_{\mathbb{R}} \exp\left(-\left(\frac{1}{2\sigma_\mu^2} + \frac{1}{2\sigma_x^2}\right)\mu^2 + \frac{x}{\sigma_x^2}\mu\right) d\mu. \quad (38)$$

We perform a change of variable

$$t = \left(\sqrt{\frac{1}{2\sigma_\mu^2} + \frac{1}{2\sigma_x^2}}\right) \mu$$

and let

$$C_0 := \sqrt{\frac{1}{2\sigma_\mu^2} + \frac{1}{2\sigma_x^2}}. \quad (39)$$

Then

$$(38) = \frac{\exp\left(-\frac{x^2}{2\sigma_x^2}\right)}{2C_0\pi\sigma_\mu\sigma_x} \int_{\mathbb{R}} \exp\left(-t^2 + \frac{x}{C_0\sigma_x^2}t\right) dt.$$

Note that

$$-t^2 + \frac{x}{C_0\sigma_x^2}t = -\left(t - \frac{x}{2C_0\sigma_x^2}\right)^2 + \left(\frac{x}{2C_0\sigma_x^2}\right)^2$$

and that  $\int e^{-y^2} dy = \sqrt{\pi}$ . Combining all of these, we arrive at the following expression for the evidence

$$P(x) = \frac{\exp\left(-\frac{x^2}{2\sigma_x^2}\right) \exp\left(\left(\frac{x}{2C_0\sigma_x^2}\right)^2\right)}{2C_0\sqrt{\pi}\sigma_\mu\sigma_x}.$$

Furthermore, we simplify the expressions involving  $C_0$  in (defined in (39)) and we get

$$P(x) = \frac{\exp\left(-\frac{x^2}{2\sigma_x^2}\right) \exp\left(\frac{x^2\sigma_\mu^2}{2\sigma_x^2(\sigma_x^2+\sigma_\mu^2)}\right)}{\sqrt{2\pi}\sqrt{\sigma_\mu^2+\sigma_x^2}} = \frac{\exp\left(\frac{-x^2}{2(\sigma_x^2+\sigma_\mu^2)}\right)}{\sqrt{2\pi}\sqrt{\sigma_\mu^2+\sigma_x^2}}. \quad (40)$$

For  $\sigma_\mu = 1$  and  $\sigma_x = 0.1$ , we computed the evidence from (40) and plotted it against the OPQA estimates for  $\Gamma = 2, 5, 8$ .



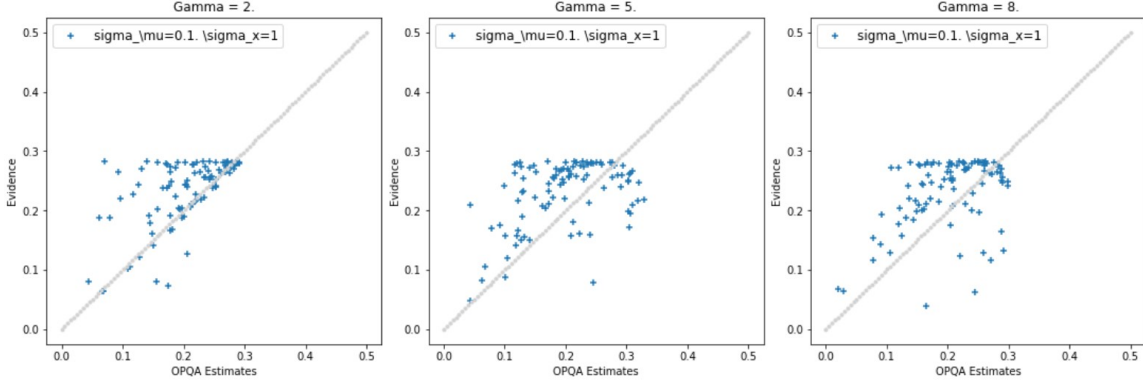


Figure 4: Plotting the actual evidence versus OPQA estimates for a GMM for  $\Gamma = 2, 5, 8$ .

## 6. Conclusions and Future Developments

The OPQA is an efficient algorithm to give estimates of the evidence and a functional estimate of the posterior in one pass. By treating the evidence as the functional norm (see (11)), the problem is transformed into the computation of the coefficients  $a_\tau$ .

By leveraging Gauss–Hermite quadrature, the coefficients  $a_\tau$  can be decomposed into a product of two vectors (see (30)),  $\vec{\Pi}$  and  $\vec{\Phi}_\tau$ . The vector  $\vec{\Pi}$  is independent of the multi-index  $\tau$  and only needs to be computed once for the whole computation, and the vector  $\vec{\Phi}_\tau$  only depends on values in  $V_d$ , a set of size  $|\tau| \cdot \Gamma$ . This decomposition significantly reduces the complexity of the computations.

However, as in many Bayesian problems, due to the large number of multiplications of very small probabilities, one has to be careful in the implementation to prevent the loss of precision. We are currently working on improving our package in this regard<sup>9</sup>.

## 7. Appendix

### 7.1 Appendix: The Riesz Theorem and Density of Polynomials

We state the following classical result in approximation theory which guarantees the density of polynomials in  $L^2(\nu)$ . It is a cornerstone of Theorem 2 below.

**Theorem 1 (Density of polynomials in  $L^2$ )** (*Riesz, 1922*). *Let  $\nu$  be a measure on  $\mathbb{R}^N$  satisfying*

$$\int_{\mathbb{R}^N} e^{c|\theta|} d\nu < \infty \quad (41)$$

*for some constant  $c > 0$ , where  $|\theta| = \sum_{j=1}^N |\theta_j|$ ; then the family of polynomials is dense in  $L^2(\nu)$ . In other words, given any  $f \in L^2(\nu)$ , there is a sequence of polynomials  $f_n(\theta)$  such that*

$$\lim_{n \rightarrow \infty} \int_{\mathbb{R}^N} |f(\theta) - f_n(\theta)|^2 d\nu = 0.$$

9. <https://github.com/drlilianwong/opqa>

Related moment problems are discussed in depth by Akhiezer (1965) (Theorem 2.3.3 and Corollary 2.3.3). A nice short proof of the result was presented in Schmuland (1992).

Observe that condition (41) could mean the following: If the measure has infinite support, it has to decay very fast outside of a certain radius (or more precisely, the absolutely continuous part of the the probability density function has to decay fast). An example of a measure that fails (41) is  $\mu = \mathbb{1}_{[1,\infty]}1/x^\beta$ , where  $\beta > 1$ , and  $\mathbb{1}_{[1,\infty]}$  is the indicator function which is 1 on the infinite interval  $[1, \infty)$  and 0 otherwise; if the measure has finite support, the function  $e^{c|\theta|}$  is bounded on the support so condition (41) is always satisfied.

An important implication of (41) is that all polynomials are in  $L^p(\nu)$ , for any  $p \geq 1$ . To see that, it suffices to show that for any  $c > 0$  and integer  $k \geq 0$

$$\lim_{x \rightarrow \infty} \frac{x^k}{e^{cx}} < \infty$$

via the repeated application of the L'Hôpital rule.

In general, the expression in polynomials is not unique unless we specify a basis. For example, the function  $x^2 + x$  can be expressed as the sum of  $\phi_2(x) = x^2$  and  $\phi_1(x) = x$ , and it can also be expressed as the sum of polynomials  $\phi_2(x) = x^2 - 1$  and  $\phi_1(x) = x + 1$ .

## 7.2 Appendix: The Main Supporting Theorem & Density of the Basis

We present the main theorem supporting our algorithm, which proves the density of the basis we have chosen in  $\mathbb{R}^N$ . The density is crucial to the equality in Parseval Identity.

**Theorem 2** *An integrable function  $F(\theta)$  on  $\mathbb{R}^N$  can be estimated by functions  $(f_n(\theta))_{n=1}^\infty$  of the form*

$$f_n(\theta) := \sum_{j=0}^n \sum_{|\tau|=j} a_\tau \phi_\tau(\theta),$$

where  $\phi_\tau(\theta)$  is a multivariable orthonormal basis on  $\mathbb{R}^N$  formed by tensor products of one-dimensional Hermite functions  $(h_i(\theta))_{j=0}^\infty$  that are orthogonal with respect to the measure  $e^{-\theta^2} d\theta$ . The coefficients  $a_\tau$  are given by

$$a_\tau = \int_{\mathbb{R}^N} F(\theta)^{1/2} \phi_\tau(\theta) \left( \prod_{j=1}^N e^{-\theta_j^2/2} \right) d\theta_{1:N}. \quad (42)$$

Moreover,

$$\int_{\mathbb{R}^N} |F(\theta)| d\theta_{1:N} = \left( \sum_{\tau} |a_\tau|^2 \right)^{1/2}. \quad (43)$$

Applying Theorem 2 to the joint distribution  $P(\theta, X)^{1/2}$ , we obtain the following lemma:

**Lemma 3** *Consider the joint distribution  $P(\theta, X)$ , which is a non-negative integrable function on  $\mathbb{R}^N$  ( $\theta \in \mathbb{R}^N$  being the variable). Equation (43) gives the following formula to compute the evidence,*

$$P(X) = \int_{\mathbb{R}^N} P(\theta, X) d\theta = \left( \sum_{\tau} |a_{\tau}|^2 \right)^{1/2},$$

where  $a_{\tau}$  are the transform coefficients defined in (42).

### 7.3 Appendix: Outline of the Proof

To help the reader understand the big picture, we outline the key steps in the proof. Note that these theorems hold true for general probability measures on  $\mathbb{R}/\mathbb{R}^N$ . For the algorithm we propose, we pick  $\nu(\theta) = e^{-x^{\theta}} d\theta$  on  $\mathbb{R}$  and  $\nu_{1:N}$  is given by (4). The family of orthogonal polynomials associated with  $\nu$  is known as the set of Hermite polynomials (or “physicists Hermite polynomials”).

1. Since the measure  $\nu_{1:N}$  satisfies  $\int e^{c|\theta|} d\nu_{1:N} < \infty$ , Riesz’ Theorem guarantees that the set of polynomials is dense in  $L^2(\nu_{1:N})$ . Hence, any function  $f \in L^2(\nu_{1:N})$  can be estimated by polynomials  $f_n$  as follows:

$$\int |f_n(\theta) - f(\theta)|^2 d\nu_{1:N} \rightarrow 0, n \rightarrow \infty.$$

2. We form an orthogonal basis  $(\phi_{\tau})_{\tau}$  on  $\mathbb{R}^N$  by the tensor products of one-dimensional orthogonal polynomials  $(h_k(\theta))_{k=0}^{\infty}$  that are orthogonal with respect to  $\nu$  on  $\mathbb{R}$ . These multivariate polynomials,  $(\phi_{\tau})_{\tau}$  are orthogonal with respect to the measure  $\nu_{1:N}$ .
3. Any polynomial approximation can be described using this orthogonal basis by means of an orthogonal projection. Besides, the coefficients are given by equation (42).
4. By the Parseval Identity, the density of this orthogonal basis implies that the square sum of the coefficients is equal to the  $L^2(\nu_{1:N})$  norm.

### 7.4 Appendix: Computation Times

Here are the computation times of all the required quadrature weights on a 6-core CPU. Recall that  $N$  is the number of latent variables,  $\Gamma$  is the degree of approximation,  $I$  is the index set (defined in (28)). Our numerical experiments have shown that  $\Gamma \leq 8$  seems to be sufficient.

$\Gamma$	N	Size of $I$	Distinct $\tilde{w}^{(j)}$	Time Used (seconds)
5	2	25	15	0.062
	5	3125	126	0.065
	8	390625	495	0.220
8	2	64	36	0.052
	5	32768	792	0.075
	8	16777216	6435	6.120
10	2	$10^2$	55	0.0005
	5	$10^5$	2002	0.118
	8	$10^8$	24310	121.0

Table 1: Computation times of quadrature weights under different  $\Gamma$  and number of latent variables  $N$ , with parallelization.

## 7.5 Appendix: Notations and Dimensions for OPQA

For clarity, we provide a list of the notations used in this paper and their dimensions. We hope it will help the reader navigate through the notations.

- There are  $N$  **latent variables**. The degree of Gauss–Hermite quadrature is  $\Gamma$ .
- The  $N$  latent variables are  $\theta_1, \theta_2, \dots, \theta_N$ . Sometimes, they are expressed as a vector  $\theta$  or  $\theta_{1:N}$  in  $\mathbb{R}^N$ .
- A **multi-index**  $\tau = (i_1, i_2, \dots, i_N)$  is a vector of length  $N$ , where the indices  $i_k$  are all non-negative integers.
- The **index set**  $I$  (see (28)) is the Cartesian product  $[1, 2, \dots, \Gamma]^N$  which contains  $\Gamma^N$  elements.
- Each element of the index set  $I$  is called a **grid-index**,  $(j) = (j_1, j_2, \dots, j_N)$ . It is a vector of length  $N$ , and each entry  $j_k$  is an integer between 1 and  $\Gamma$  (inclusive).
- For each grid-index  $(j)$  in  $I$ , there corresponds a **quadrature weight**  $\tilde{w}^{(j)}$  (defined in (24)) and a **node**  $\tilde{r}^{(j)}$  (defined in (25)).
- Each quadrature weight  $\tilde{w}^{(j)} \in \mathbb{R}$  is a real number from the multiplication of  $N$  weights,  $\tilde{w}_{j_1}, \dots, \tilde{w}_{j_N}$ .
- Each quadrature node  $\tilde{r}^{(j)}$  is a vector of length  $N$ , namely,  $(\tilde{r}_{j_1}, \dots, \tilde{r}_{j_N})$ .
- For the OPQA computation scheme, we only need to compute  $h_n(x)$  for  $\Gamma$  possible values of  $x$ , namely,  $\tilde{r}_1, \tilde{r}_2, \dots, \tilde{r}_\Gamma$ . These values alone are sufficient for us to obtain  $\phi_\tau(\tilde{r}^{(j)})$  for the computation.

## Acknowledgments

The author would like to thank Professor Evans Harrell for many inspiring discussions. It is also a pleasure to thank Professor Doron Lubinsky and Professor Barry Simon for sharing their expertise on orthogonal polynomials.

## References

- Milton Abramowitz and Irene A. Stegun. *Handbook of Mathematical Functions*. Dover, 1972.
- Rudolf Ahlswede. *Orthogonal Polynomials in Information Theory*. 2017.
- N. I. Akhiezer. *The Classical Moment Problem and Some Related Questions in Analysis*. Dover Publications, 1965.
- C. Bishop. *Pattern Recognition and Machine Learning*. Springer New York, 2006.
- David M. Blei, Alp Kucukelbir, and Jon D. MacAuliffe. Variational inference: A review for statisticians. *Journal of the American Statistical Association*, 112:859–877, 2017. doi: <https://doi.org/10.1080/01621459.2017.1285773>.
- Ronald Cools. Advances in multidimensional integration. *Journal of Computational and Applied Mathematics*, 149(1):1–12, 2002.
- J. S. Dehesa, A. Martínez-Finkelshtein, and J Sánchez-Ruiz. Quantum information entropies and orthogonal polynomials. *Journal of Computational and Applied Mathematics*, 133(1–2):23–46, 2001. doi: [https://doi.org/10.1016/S0377-0427\(00\)00633-6](https://doi.org/10.1016/S0377-0427(00)00633-6).
- Percy Deift. *Orthogonal Polynomials and Random Matrices: A Riemann-Hilbert Approach*, volume 3. Courant Lecture Notes. American Mathematical Society, 2000.
- Eric A. DeVuyst and Paul V. Precke. Gaussian cubature: A practitioner’s guide. *Mathematical and Computer Modelling*, 45(7–8):787–794, 2007.
- Persi Diaconis, Kshitij Khare, and Laurent Saloff-Coste. Gibbs sampling, exponential families and orthogonal polynomials. *Statistical Science*, 23(2):151–178, 2008. doi: <https://doi.org/10.1214/07-STS252>.
- Alan Genz and John Monahan. A stochastic algorithm for high-dimensional integrals over unbounded regions with gaussian weight. *Journal of Computational and Applied Mathematics*, 112:71–81, 1999.
- Wilfred Keith Hastings. Monte carlo sampling methods using markov chains and their applications. *Biometrika*, 57(1):97–103, 1970.
- Einar Hille. A class of reciprocal functions. *The Annals of Math.*, 27:427–464, 1926.
- George Hinton and Drew Van Camp. Keeping the neural networks simple by minimizing the description length of the weights. *Computational Learning Theory*, pages 5–13, 1993.

- Matthew D. Hoffman and Andrew Gelman. The no-u-turn sampler: Adaptively setting path lengths in hamiltonian monte carlo. *Journal of Machine Learning Research*, 15: 1593–1623, 2014.
- Matthew D. Hoffman, David M. Blei, Chong Wang, and John Paisley. Stochastic variational inference. *Journal of Machine Learning Research*, 14:1307–1347, 2013.
- Jonathan H. Huggins, Ryan P. Adams, and Tamara Broderick. Pass-glm: polynomial approximate sufficient statistics for scalable bayesian glm inference. *Proceedings of the 31st Annual Conference on Neural Information Processing Systems (NIPS 2017)*, 2017.
- Michael I. Jordan, Z. Ghahramani, T. Jaakkola, and L. Saul. Introduction to variational methods for graphical models. *Machine Learning*, 37:183–233, 1999.
- Tom Koornwinder. Orthogonal polynomials, a short introduction. In *C. Schneider, J. Bluemlein J. (eds) Computer Algebra in Quantum Field Theory. Texts & Monographs in Symbolic Computation (A Series of the Research Institute for Symbolic Computation, Johannes Kepler University, Linz, Austria)*, pages 145–170. Springer, Vienna, 2013.
- S. Kullback and R. Leibler. On information and sufficiency. the annals of mathematical statistics. *The Annals of Mathematical Statistics*, 22(1):79–86, 1951.
- James Lu and David L. Darmofal. Higher-dimensional integration with gaussian weight for applications in probabilistic design. *SIAM Journal of Scientific Computing*, 26(2): 613–624, 2004.
- Nicholas Metropolis, Arianna W. Rosenbluth, Marshall N. Rosenbluth, and Augusta H. Teller. Equation of state calculations by fast computing machines. *The Journal of Chemical Physics*, 21, 1953.
- Daniel Millán, A. Rosolen, and Marino Arroyo. Numerical integration by using local-node gauss-hermite cubature. 01 2009.
- Kevin P. Murphy. *Machine Learning: A Probabilistic Perspective*. The MIT Press, 2012.
- Joseph B. Nagel and Bruno Sudret. Spectral likelihood expansions for bayesian inference. *Journal of Computational Physics*, 309(15):267–294, 2016. doi: <https://doi.org/10.1016/j.jcp.2015.12.047>.
- Frank W. J. Olver, Daniel M. Lozier, Ronald F. Boisvert, and Charles W. Clark. *Quadrature: Gauss-Hermite formula*. Cambridge University Press, 2010.
- Manfred Opper and David Saad. *Advanced Mean Field Methods: Theory and Practice*. Neural Information Processing series. 2001.
- Carsten Peterson and James R. Anderson. A mean field theory learning algorithm for neural networks. *Complex Systems*, 1(5):995–1019, 1987.
- M. Riesz. Sur le problème des moments et le théorème de parseval correspondant. *Acta Sci. Math. Szeged*, 1:209–225, 1922.

- L. Saul and M. Jordan. Exploiting tractable substructures in intractable networks. *Advances in Neural Information Processing Systems*, 8, 1995.
- M. Schmuland. Dirichlet forms with polynomial domain. *Math. Japonica*, 37(6):1015–1024, 1992.
- Barry Simon. Distributions and their hermite expansions. *Journal of Mathematical Physics*, 12(1), 1971.
- Barry Simon. *Orthogonal polynomials on the unit circle. Part 1 & Part 2*, volume 54. American Mathematical Society, 2005.
- Maximilian Soelch, Justin Bayer, Marvin Ludersdorfer, and Patrick van der Smagt. Variational inference for on-line anomaly detection in high-dimensional time series. *Anomaly Detection Workshop Paper, International Conference on Machine Learning (ICML)*, 2016.
- Lucas Theis and Matthew D. Hoffman. A trust-region method for stochastic variational inference with applications to streaming data. *Proceedings of the 32nd International Conference on Machine Learning*, 37:2503–2511, 2015.
- James vanZandt. Efficient cubature rules. *Electronic Transactions on Numerical Analysis*, 51, 2017.
- Martin Vinck, Francesco P. Battaglia, Vladimir B. Balakirsky, A. J. Han Vinck, and Cyriel M. A. Pennartz. Estimation of the entropy based on its polynomial representation. *Phys. Rev. E*, 85(5), 2012. doi: <https://doi.org/10.1103/PhysRevE.85.051139>.
- Gilbert G. Walter. Properties of hermite series estimation of probability density. *Annals of Statistics*, 5(6):1258–1264, 1977.
- Steve Waterhouse, David MacKay, and Tony Robinson. Bayesian methods for mixtures of experts. *Neural Information Processing Systems*, 1996.