

What Images are More Memorable to Machines?

Junlin Han^{1,2,3}, Huangying Zhan¹, Jie Hong^{2,3}, Pengfei Fang^{2,3}, Hongdong Li³, Lars Petersson², Ian Reid¹

¹University of Adelaide, ²Data61-CSIRO, ³Australian National University

Project page: <https://junlinhan.github.io/projects/machinemem.html>

Abstract

This paper studies the problem of measuring and predicting how memorable an image is to pattern recognition machines, as a path to explore machine intelligence. Firstly, we propose a self-supervised machine memory quantification pipeline, dubbed “MachineMem measurer”, to collect machine memorability scores of images. Similar to humans, machines also tend to memorize certain kinds of images, whereas the types of images that machines and humans memorialize are different. Through in-depth analysis and comprehensive visualizations, we gradually unveil that “complex” images are usually more memorable to machines. We further conduct extensive experiments across 11 different machines (from linear classifiers to modern ViTs) and 9 pre-training methods to analyze and understand machine memory. This work proposes the concept of machine memorability and opens a new research direction at the interface between machine memory and visual data.

1. Introduction

Can machines think? Although computer scientists have been trying to build intelligent machines for decades, this question asked by Alan Turing in 1950 [79] may still not reach a precise answer. Recent advances in computer vision [24, 41, 52, 72] and artificial intelligence [22, 67, 71, 80] have fundamentally changed fields ranging from vision-driven autonomous agents [29, 40] to multiple interdisciplinary researches [2, 48, 68]. Machines are powerful. But due to the nature of back-propagation [69] and black box models [34], decisions made by machines are sometimes untrustworthy. Gaining a deeper understanding of machine intelligence thus becomes an important step toward building more intelligent machines. Knowing the similarities and differences between artificial intelligence and natural intelligence also provides foundations to build machines that may perceive, learn, and think more like humans [55]. In this paper, we suggest exploring machine intelligence from a view of memory, as memory is an essential part of both intelligence and cognition [18].

When we are looking at images, we humans can naturally perceive the same types of information, and thus tend to behave similarly in memorizing images [49]. That is, some images sharing certain patterns are more memorable to all of us [31, 45, 49]. Recalling our proposal on exploring machine intelligence from a view of memory, we dive into: Are machines good at memorizing certain types of images? What makes an image memorable to machines? Do different machines perform differently in memorizing images?

We first aim to quantify machine memory. In this work, we follow the definition of human memorability score (HumanMem score) [46] and propose machine memorability score (henceforth referred to as MachineMem score) as a measurement of machine memory. Our next goal is to measure and collect MachineMem scores of images. Based on the design of the repeat detection task and the visual memory game [45], we propose a novel framework, MachineMem measurer, for the purpose of measuring MachineMem scores. The MachineMem measurer produces MachineMem scores of images in a self-supervision manner so that we are able to label all images collected in the LaMem dataset [49]. We further train a regression model to predict MachineMem scores in real-time, where some recent training techniques are introduced to boost the performance of both human and machine memorability score predictors.

Having collected MachineMem scores, we are able to study what makes an image memorable to machines. We explore multiple approaches to dive deeply into this question. We first present a teaser in Figure 1, where sample images are arranged by their MachineMem scores. A quantitative analysis is conducted to present the correlations between MachineMem scores and 13 image attributes. At the class level, we show which classes are more or less memorable to machines. Next, we study what attributes are more or less memorable to machines. We employ GANalyze [31], which can navigate the manifold towards the directions of changing MachineMem scores, to visualize how a particular image should appear when it becomes more or less memorable to machines. Finally, a comparison between machine memory and human memory is presented.

We further aim to gain a deeper understanding of ma-




Figure 1. **Sample images** that are sorted from less memorable (left) to more memorable (right) for both machines and humans. The first top two rows are arranged by machine memorability scores and the bottom two rows are sorted by human memorability scores.

chine memory. Through two case studies, we explore and analyze MachineMem scores produced by 11 different machines (from conventional machines to multiple modern DNNs) and varying pretext tasks (pre-training models).

2. Related Work

Visual cognition and memory of humans. Isola *et al.* [45, 46] first systematically studied what makes a generic image memorable to humans. They developed a visual memory game, which is an image repeat detection task in a long stream of images. Multiple participants are invited to perform this game, and the average accuracy of detecting the repeated images is quantitated as HumanMem score assigned to the images. Further research in this line [10, 54, 86] have constructed more datasets [6, 25, 32, 49, 57] and developed stronger methods to predict HumanMem scores [12, 26, 45–47, 49, 49, 50, 56, 57, 65, 66]. One of our goals in this work is to compare machine memory and human memory, thus we keep the definition of MachineMem score identical to HumanMem score. We follow the key design ideas inside the visual memory game to develop our MachineMem measurer.

In the field of psychology and cognition research, memory can be roughly categorized into sensory [64], short-term [19], and long-term [9, 58, 81]. The visual memory game aims to capture long-term memory [45]. However, HumanMem score is stable over various time delays [45, 49], suggesting that HumanMem score is thus likely to represent both short-term and long-term memory [8, 20]. In our pipeline (MachineMem measurer) of collecting MachineMem scores, we consider both short-term and long-term memory of machines and capture them together by varying the training length in stage (b).

What images are more memorable to humans? We briefly summarize the trends of more human memorable images as follows:

- Object in the image tends to be large, iconic, in square or circular shapes, and placed at the center of the image. This also suggests an image containing a single iconic object is more memorable than having multiple objects.

- Human-related objects (person, face, body part) and indoor scenes (seats, floor, wall) contribute positively to HumanMem scores. In contrast, outdoor scenes (tree, building, mountain, sky) contribute negatively.

- Images that are bright and colorful. Also, images that have more contrast in colors, or in a red color hue are more memorable to humans.

- Simple images are usually more memorable to humans.

Vice versa, images that are less memorable to humans tend to have opposite trends. Additionally, changes in other cognitive image properties (aesthetic, interestingness, and emotional valence) are weakly correlated to HumanMem scores. It is shown that humans tend to construct simplified representations of the visual world for planning [42], which might explain why humans tend to memorize simple images. We recommend our readers to check the following literature [31, 42, 45, 49] for more.

Memory modules. Both implicit [17, 58] and explicit memory [5, 22, 33, 38, 53, 74, 80, 82] mechanisms have been widely used in designing artificial neural networks to process sequential data. This paper does not aim to design new memory modules but to focus on measuring and understanding MachineMem of visual data.

Memorization in DNNs. Works in this line [4, 13, 27, 28, 77, 85] study how network memorization connects to capacity, generalization, and robustness in supervised classification tasks. For data samples belonging to a certain class, more memorable samples tend to be easy samples whereas more forgettable samples are usually hard samples. This phenomenon is a result of the fact that DNNs first learn patterns shared by common samples [28, 51, 77]. In a classification task, both network memorization and memorability of data are heavily biased by labels and data distributions. With a focus on memory instead of the memorization process, we study machine memorability of visual data in general, that is, without label and data distribution restrictions.

3. Measure Machine Memory

We propose the MachineMem measurer as a pipeline to measure MachineMem scores of images. The design of the

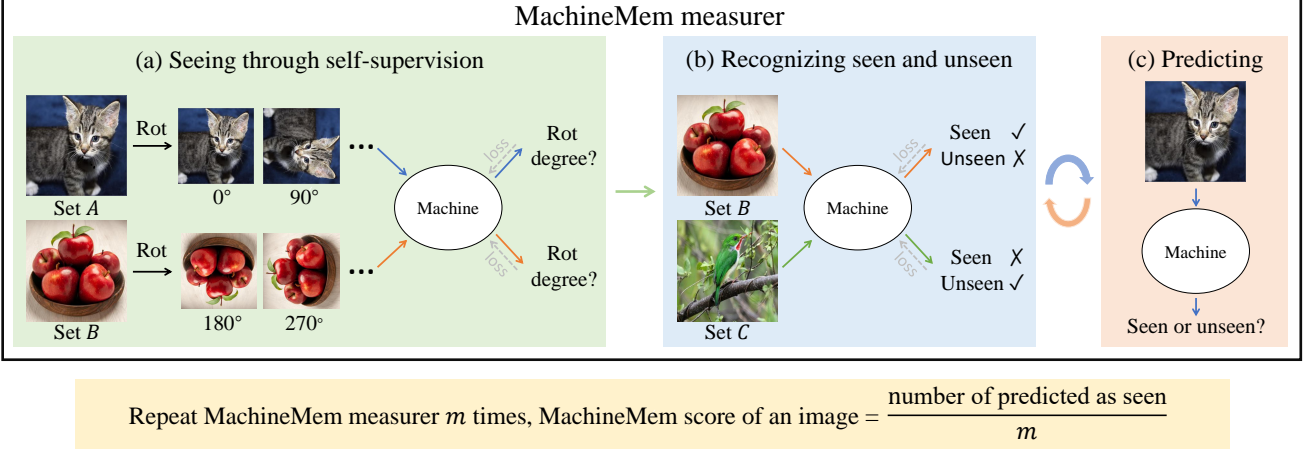


Figure 2. **A realization of the MachineMem measurer.** Our MachineMem measurer has 3 stages: (a) Seeing images through self-supervision, (b) Recognizing seen and unseen images, and (c) Predicting whether an image has been seen. Each image presented here (cat, apple, and bird) denotes an image set (A , B , and C) containing n images. We are interested in measuring MachineMem scores of set A . In each episode of the MachineMem measurer, we randomly draw set B and set C from a large dataset while keeping the cat set identical. MachineMem scores of set A are obtained by repeating the MachineMem measurer m times.

MachineMem measurer follows the key idea used in the visual memory game [46], that is, quantifying machine memory through a repeat detection task. The visual memory game can be summarized using 3 keywords: see, repeat, and detect. We design the MachineMem measurer as a 3-stage pipeline, where each stage corresponds to a keyword. A conceptual diagram of the MachineMem measurer is presented in Figure 2. Without any feedback mechanisms, humans can see images and then memorize them, but this is so far not possible for machines. Thereby, we employ a self-supervision pretext task to assist machines to see images in stage (a). Stage (b) teaches machines to recognize seen and unseen images so that machines can perform the repeat detection task in stage (c).

(a) Seeing images through self-supervision. Supervision is necessary to assist machines to see and memorize images, where the supervision signal should be available without human effort. We consider employing a pretext task as supervision, where this pretext task should (1) require minimal changes at the machine structure level, (2) do not degrade or corrupt input data, and (3) let machines see holistic images instead of cropped patches. We choose rotation prediction [30], a self-supervision task that meets all the above requirements, as the pretext task of stage (a).

Following common practice [21, 30], we define a set of rotation transformation functions $G = \{R_r(\mathbf{x})\}$, where R_r is a rotation transformation function and r are the rotation degrees $r \in \{0^\circ, 90^\circ, 180^\circ, 270^\circ\}$. Rotation prediction is a multi-class (4 class here) classification task, where the goal is to predict which rotation degree has been applied to an input image \mathbf{x} .

The loss function is formulated as:

$$\mathcal{L}_{\text{rot}} = \frac{1}{4} \left[\sum_{r \in \{0^\circ, 90^\circ, 180^\circ, 270^\circ\}} \mathcal{L}_{\text{CE}}(\mathbf{y}_r, \theta_m(R_r(\mathbf{x}))) \right], \quad (1)$$

where \mathbf{y}_r is the one-hot label of $r \in \{0^\circ, 90^\circ, 180^\circ, 270^\circ\}$. \mathcal{L}_{CE} denotes cross-entropy loss. θ_m is a machine parameterized by θ_m .

Stage (a) uses two sets (sets A and B) of images, where images in both two sets are labeled as seen. Half of them (set B) go to stage (b) and the other half (set A) go to stage (c), as shown in Figure 2. We force machines to achieve good performance (top-1 accuracy $\geq 80\%$) on the rotation prediction task. By default, machines without pre-training are trained for 60 epochs in this stage while machines with pre-training are trained for 30 epochs only.

(b) Recognizing seen and unseen images. This stage aims to teach machines to recognize seen and unseen images. We use a set of seen images (set B) that has been used in stage (a) and sample a set of unseen images (set C) from a large-scale dataset.

The rotation prediction task is replaced by a binary classification task targeted at recognizing seen and unseen images. We replace the 4-way classification layer with a new 2-way linear classification head. The loss function is expressed as:

$$\mathcal{L}_{\text{seen}} = \frac{1}{2} \left[\sum_{r \in \{\text{seen}, \text{unseen}\}} \mathcal{L}_{\text{CE}}(\mathbf{y}_l, \theta_m(\mathbf{x})) \right], \quad (2)$$

where \mathbf{y}_l denotes the one-hot label of $r \in \{\text{seen}, \text{unseen}\}$,

CE is cross-entropy loss, and m stands for a machine parameterized by θ_m .

In our default setting, stage (b) lasts for 10 epochs, and the machine will enter stage (c) upon finishing each epoch.

(c) Predicting whether an image has been seen. In this stage, a set of seen images (set A) that has not been used in stage (b) will be measured. The machine is asked to predict whether a seen image has been seen or not, which is a repeat detection task used in measuring HumanMem scores. As uncertainty occurs in various facets of machines [44], we need to make sure the results collected here are reasonable and meaningful. We employ calibration error [35] as a metric to measure whether the machine is making reasonable predictions, where lower calibration errors suggest more reliable models/results. Stage (b) and stage (c) are iterated back and forth so that multiple results of images inside set A are collected. We only use the one with the lowest calibration error as the final result of a single MachineMem measurer episode. This strategy also helps us capture both short-term and long-term memory of machines.

Obtaining MachineMem scores. Based on rank scores and HumanMem scores [46], we define MachineMem score of an image as the number of predicted as seen divided by the number of total trials/episodes of MachineMem. In each episode of the MachineMem measurer, except for set A that will go to stage (c) to obtain MachineMem scores, we randomly draw other two sets of images (set B and set C) from a dataset, where each image set contains n images. We perform this random selection to ensure the MachineMem measurer captures the memory of machines instead of fitting certain distributions. We set $n = 500$ by default. To obtain MachineMem scores of set A , we repeat MachineMem m times. We set the number of repeats m as 100, which is close to the average number of participants involved in collecting HumanMem scores. In the end, MachineMem scores of set A are obtained by repeating MachineMem measurer m times. Training details and experiments regarding different experimental settings are presented in the Appendix A.

We collect and label MachineMem scores to all images inside the LaMem dataset (58741 in total). The average MachineMem score is 0.680 (SD 0.070, min 0.39, max 0.91). In comparison, the average HumanMem score is 0.756 (SD 0.123, min 0.20, max 1.0). By default, we use a ResNet-50 as our basic machine and scores produced by this machine as MachineMem scores.

4. Predict MachineMem Scores

Collecting MachineMem scores with the MachineMem measurer can be time-consuming, and it usually takes hours to produce scores of 500 images. Here we aim to train a strong regression model that can predict MachineMem

scores in real-time. Predicting MachineMem score is similar to predicting HumanMem score. We will first revisit and improve approaches for predicting HumanMem scores.

Previous works [26, 66] have shown that a simple ResNet-50 regression model (the last layer is modified to adapt to regression tasks) can achieve good performance in predicting HumanMem scores. This ResNet-50 regression model is trained using dropout [73] and RandomResizedCrop [75]. With this training recipe and an ImageNet-supervised pre-training initialization, a simple ResNet-50 regression model can achieve a Spearman’s correlation, ρ , of 0.63 in predicting HumanMem scores. To compare, the human consistency [49] is $\rho = 0.68$ and the state-of-the-art result [66] is $\rho = 0.67$.

We have found that a higher correlation can be achieved in predicting HumanMem scores by using self-supervised pre-training and strong regularizations. Specifically, we transfer the knowledge from well-trained MoCo v2 [15] instead of supervised ImageNet classification. At the data level, we replace RandomResizedCrop [75] with CropMix [37], and we apply Random erasing [87] and Horizontal flip in a YOCO manner [36]. This yields a ResNet-50 regressor that achieves $\rho = 0.69$ in predicting HumanMem scores (even higher than human consistency!). We name this model the enhanced ResNet-50 regression model.

We then aim to train a regression model to predict a MachineMem score that matches as closely as possible that produced by empirical observation of 100 trials from MachineMem measurer. We apply and train this enhanced ResNet-50 regression model to the task of predicting MachineMem scores. We randomly choose 1000 images as the test set and use all other images as the training set. This model achieves $\rho = 0.69$ in predicting MachineMem scores. We refer our model to as the MachineMem predictor. Training details can be found in the Appendix B.

5. What Makes an Image Memorable to Machines?

This section aims to analyze MachineMem scores and understand what factors make an image more or less memorable to machines. Some sample images are presented in Figure 1. We first analyze the relation between MachineMem scores and 13 image attributes. With the assistance of the MachineMem predictor, we predict MachineMem scores of all ImageNet [70] training images to analyze what classes are more or less memorable to machines. Lastly, we leverage the power of GANalyze [31], which can modify an image to more/less memorable versions, to discover hidden trends that may affect MachineMem scores.

5.1. Quantitative analysis

Are image attributes enough to determine whether images will be memorable to machines? Here we study 13

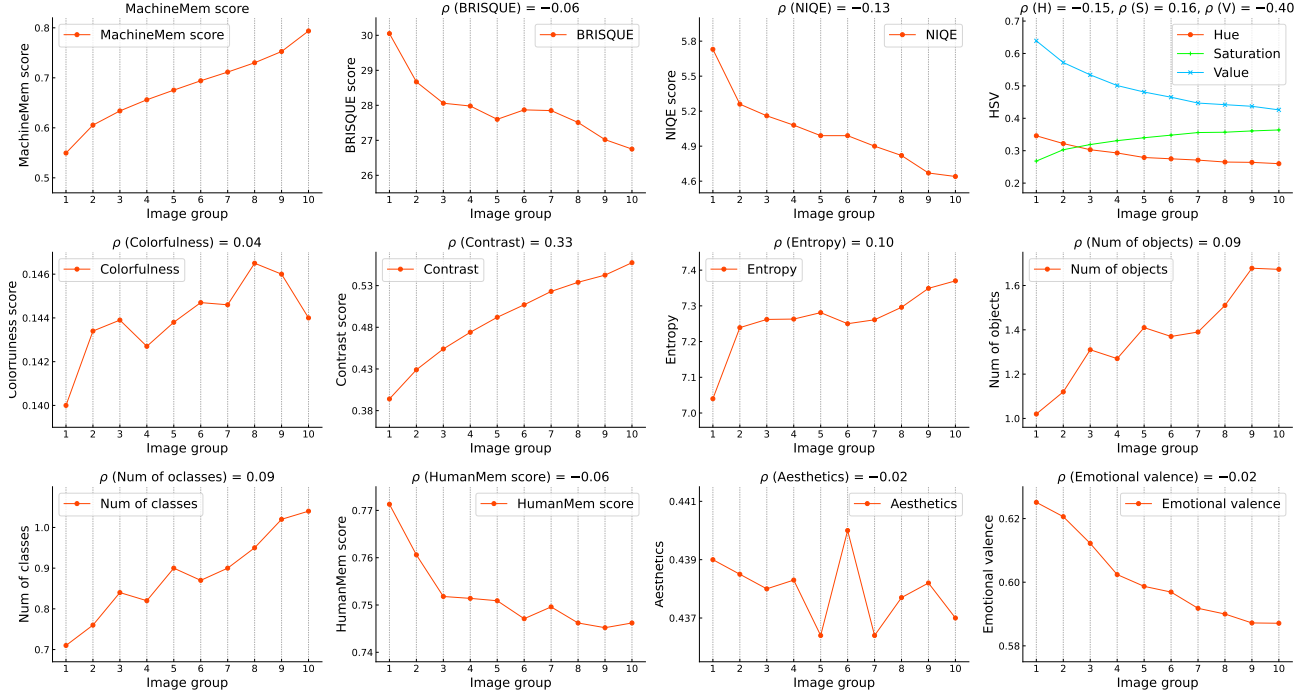


Figure 3. **Relation between image groups and varying image attributes.** Value and contrast are the two most notable attributes that correlate moderately ($\rho \geq 0.3$) with MachineMem scores. Attributes including hue and saturation correlate weakly ($0.15 \leq \rho < 0.3$) with MachineMem scores. NIQE, entropy, number of objects, and number of classes are very weakly ($0.08 \leq \rho < 0.15$) correlated with MachineMem scores. Spearman’s correlation (ρ) is computed based on all data.



Figure 4. **ImageNet objects sorted by their mean MachineMem scores.** We report the top-5 and bot-5 classes and their mean MachineMem scores. The top classes tend to have lower value and stronger contrast. For example, panda images always have both white and black colors and are likely to have green backgrounds, all these together provide strong contrast. The bottom classes usually have light backgrounds covering a large percentage of pixels. This explains why classes ranked as the bottom are usually related to sky and sea.

image attributes, which can be roughly grouped into 4 categories focusing on different measurements. Based on MachineMem scores of images, we sort all LaMem images and group them into 10 groups, from the group with a mean of lowest MachineMem scores to the highest. Each group contains approximately 5870 images. For Spearman’s correlation, all results are computed based on individual data (all 58741 images). Figure 3 presents the plots showing the relationship between image groups and varying image attributes.

Image quality. We employ two metrics, NIQE [63] and BRISQUE [62], to measure the quality of images. Lower NIQE and BRISQUE suggest better perceptual quality, that is, fewer distortions.

BRISQUE and NIQE correlate very weakly with MachineMem scores ($\rho = -0.06$ and -0.13 , respectively). NIQE shows relatively stronger correlations. This difference may be due to BRISQUE involving human subjective measurements correlates more strongly with human perception.




Figure 5. **Images generated by GANalyze.** We visualize what will happen if we make an image more or less memorable to machines. We summarize 6 trends, where the first 3 of them (value, contrast, and number of objects) are previously found in the quantitative analysis part. We show the results of GANalyze as further confirmations. For certain objects, viewing angle, shape, and tasty are hidden trends that are unveiled by GANalyze. An overall trend is that GANalyze is often complexifying images to make them more memorable to machines.

Pixel statistic. We investigate the correlation between MachineMem scores and basic pixel statistics. Hue, saturation, and value from HSV color space [1] are measured. We also use colorfulness [39], contrast [59], and entropy as measurements.

Different from human memory which is more semantic-driven, machines without such common sense tend to focus more on basic pixel statistics. Intriguingly, value and contrast show good correlations with MachineMem scores ($\rho = -0.40$ and -0.33 , respectively). Deep color and strong contrast are two notable factors that make an image memorable to machines. Hue and saturation are weakly correlated with MachineMem scores ($\rho = -0.15$ and 0.16 , respectively). Entropy is very weakly correlated to MachineMem scores ($\rho = 0.10$). However, as presented in Figure 3, the group with the lowest MachineMem scores, *i.e.*, group 1, has very low entropy. Images with meager MachineMem scores often lack contrast or with a light color background (see Figure 1), and thus they tend to have low entropy. Moreover, colorfulness seems to have no obvious correlation with Ma-

chineMem scores ($\rho = 0.04$), except for the fact that group 1 has a very low score in terms of colorfulness.

Object statistic. We measure the number of objects and the number of classes (unique objects) inside an image. A pre-trained YOLOv4 [7] is employed as the object detector.

Both number of objects and number of classes are very weakly correlated with MachineMem scores (same $\rho = 0.09$). By excluding data with 0 objects/classes, their correlations with MachineMem scores are still very weak (same $\rho = 0.10$).

Cognitive image property. We consider 3 cognitive image properties including HumanMem scores, aesthetics, and emotional valence. HumanMem scores are provided by LaMem. For aesthetics measurement, we use a pre-trained LIMA [76] model. The Emotional valence predictor is borrowed from GANalyze [31].

The correlation between HumanMem scores and MachineMem scores is very weak ($\rho = -0.06$). Similar to HumanMem, other cognitive image properties (Aesthetics and emotional valence) are negligibly correlated with Ma-




Figure 6. **A comparison between human memory and machine memory.** We employ GANalyze to make an image more as well as less memorable to both humans and machines. HumanMem scores are labeled in red while blue indicates MahincMem scores. Generally speaking, simple images are more memorable to humans while complex images are more memorable to machines.

chineMem scores (same $\rho = -0.02$). These results suggest that MachineMem is a unique image property that is distinct from other image properties.

5.2. What classes are more or less memorable?

Do images belonging to certain classes tend to be more or less memorable to machines? We use the MachineMem predictor to predict MachineMem scores of all ImageNet training images to obtain mean MachineMem scores of 1000 (ImageNet) classes. Figure 4 summarizes the top and bottom classes. By analyzing gained results, we find the answer to be yes: Classes potentially containing light backgrounds are usually less memorable to machines, for instance, classes related to sea or sky. Classes that have strong contrast, high value, and multiple objects tend to have high MachineMem scores. Similar trends are observed in Places365 [88], which is a dataset designed for scene recognition. Results are reported in the Appendix C.

5.3. GANalyze

Though the relation between MachineMem scores and multiple image attributes has been shown, some hidden factors that may make an image more memorable to machines are still veiled. Thereby, we utilize the power of GANalyze to discover hidden factors that might determine MachineMem scores. Specifically, we use the MachineMem predictor as the Assessor to guide the GANalyze model to learn how to transform the latent space to make an image more or less memorable. Results are presented in Figure 5.

As a by-product, we also use GANalyze to further vali-

date the correlations between MachineMem scores and image attributes. We show 3 trends (Value, contrast, and number of objects) that are observed from quantitative analysis. For hidden trends, we have 3 candidate trends that stand out. Newly discovered trends are summarized as:

- Viewing angles that provide more information (here side viewed) are usually more memorable than those angles providing less information.
- Objects in standard shapes (square or circular) seem to be less memorable to machines, whereas objects in irregular shapes tend to be more memorable to machines.
- For food-related objects, images with high MachineMem scores often look tasty.

An important global trend that is shared across almost all images is machines are good at memorializing complex images. Trends such as contrast, number of objects, viewing angle, shape, and tasty can all be treated as results of this global trend. More results that further validate newly discovered trends are provided in the Appendix E.

5.4. Human memory vs. machine memory

As presented in Figure 3, MachineMem scores and HumanMem scores are very weakly correlated ($\rho = -0.06$). But in GANalyze, which is good at showing global trends, we find machines tend to memorize more complex images, which is on the reverse side of humans that are usually better at memorializing simple images. Such results are presented in Figure 6. Other than ResNet-50, we also explore the correlations between multiple machines (10 other different machines that will be presented in the next section) and

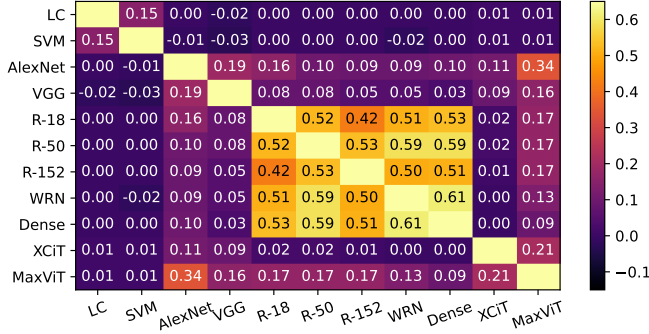


Figure 7. **Memory across machines.** Each off-diagonal corresponds to Spearman’s correlation (ρ) of two machines. Machines within each category are usually strongly correlated, but this trend does not scale to machines across categories.

humans, however, none of these machines show clear correlations ($|\rho| \geq 0.15$) with humans. This further suggests MachineMem is very distinct from HumanMem.

6. Understanding Machine Memory

HumanMem is an intrinsic and stable property of an image that is shared across different humans [45], that is, though humans have dissimilar backgrounds, their memory regarding visual data is similar. So how about machines?

In this section we explore two questions to shed light on understanding machine memory: Will MachineMem scores keep consistent across different machines? What is the role of varied pre-training knowledge?

6.1. Memory across machines

We investigate the relation between 11 different machines. We group them into 4 categories, including conventional machines (linear classifier machine and SVM [19]), classic CNNs (AlexNet [52], VGG [72]), modern CNNs (ResNet-18, ResNet-50 [41], ResNet-152, WRN-50-2 [84], and DenseNet121 [43]) and recent ViTs (XCiT-T [3] and MaxViT-T [78]). We report and analyze MachineMem scores of 10000 LaMem images produced by different machines. Due to the natural limitations of conventional machines, we use a 2-way classification task (0° and 90° as a class, 180° and 270° as the other class) as their pretext tasks in stage (a) of MachineMem measurer. Training hyperparameters of each machine within each category are identical but have some slight differences across categories. Please see the Appendix A for detailed settings.

As depicted in Figure 7, machines within each category usually show strong correlations (average ρ of modern CNNs = 0.53), that is, they tend to memorize similar images. However, machines across each category do not show obvious correlations most of the time. For instance, conventional machines show no correlations with machines

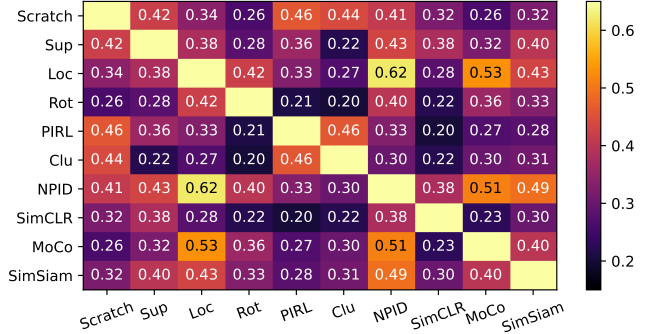


Figure 8. **Memory across pre-training methods.** Spearman’s correlation (ρ) of two pre-training methods is presented at each off-diagonal. Though having different prior knowledge, an identical structured machine tends to memorize similar images.

in other categories, as their modeling capabilities are weak. Different machine categories might be treated as different species in nature. If so, we may analogy conventional machines to fish, classic CNNs to chimpanzees, and modern CNNs to humans, where fish and humans do not share commons regarding memory, but chimpanzees and humans may have stronger similarities in terms of memory.

6.2. Memory across pre-training methods

We explore 9 pre-training methods that can be applied to a ResNet-50 machine. We consider supervised ImageNet classification pre-training and 8 unsupervised methods. Unsupervised methods are relative location [23], rotation prediction [30], PIRL [61], DeepCluster-v2 [11], and 4 instance discrimination methods (NPID [83], SimCLR [14], MoCo v2 [15], and SimSiam [16]). We use 10000 LaMem images for analysis.

Results are summarized in Figure 8. MachineMem scores that are produced by Location prediction and NPID are most strongly correlated ($\rho = 0.62$). The weakest correlation ($\rho = 0.20$) is observed between PIRL and SimCLR. Overall, the memory of a ResNet-50 machine is not strongly impacted by prior knowledge (average $\rho = 0.35$). This suggests, for an identical structured machine, MachineMem can be treated as an intrinsic and stable property of an image that is shared across different backgrounds (pre-training knowledge).

7. Conclusion

We propose and study a property of images, *i.e.*, machine memorability. Machine memorability shows a cognitive property of machines and can serve as a pathway to help us to further explore machine intelligence. We hope our findings could provide insights into fundamental advances in computer vision, machine learning, natural language processing, and general artificial intelligence.

References

- [1] Max K. Agoston. *Computer Graphics and Geometric Modeling: Implementation and Algorithms*. Springer, 2005.
- [2] Kazunori Akiyama, Antxon Alberdi, Walter Alef, Keiichi Asada, Rebecca Azulay, Anne-Kathrin Baczko, David Ball, Mislav Baloković, John Barrett, Dan Bintley, et al. First m87 event horizon telescope results. iv. imaging the central supermassive black hole. *The Astrophysical Journal Letters*, 875(1):L4, 2019.
- [3] Alaaeldin Ali, Hugo Touvron, Mathilde Caron, Piotr Bojanowski, Matthijs Douze, Armand Joulin, Ivan Laptev, Natalia Neverova, Gabriel Synnaeve, Jakob Verbeek, et al. Xcit: Cross-covariance image transformers. *Advances in neural information processing systems*, 34:20014–20027, 2021.
- [4] Devansh Arpit, Stanislaw Jastrzebski, Nicolas Ballas, David Krueger, Emmanuel Bengio, Maxinder S Kanwal, Tegan Maharaj, Asja Fischer, Aaron Courville, Yoshua Bengio, et al. A closer look at memorization in deep networks. In *International conference on machine learning*, pages 233–242. PMLR, 2017.
- [5] Dzmitry Bahdanau, Kyunghyun Cho, and Yoshua Bengio. Neural machine translation by jointly learning to align and translate. *arXiv preprint arXiv:1409.0473*, 2014.
- [6] Wilma A Bainbridge, Phillip Isola, and Aude Oliva. The intrinsic memorability of face photographs. *Journal of Experimental Psychology: General*, 142(4):1323, 2013.
- [7] Alexey Bochkovskiy, Chien-Yao Wang, and Hong-Yuan Mark Liao. Yolov4: Optimal speed and accuracy of object detection. *arXiv preprint arXiv:2004.10934*, 2020.
- [8] Michelle A Borkin, Zoya Bylinskii, Nam Wook Kim, Constance May Bainbridge, Chelsea S Yeh, Daniel Borkin, Hanspeter Pfister, and Aude Oliva. Beyond memorability: Visualization recognition and recall. *IEEE transactions on visualization and computer graphics*, 22(1):519–528, 2015.
- [9] Timothy F Brady, Talia Konkle, George A Alvarez, and Aude Oliva. Visual long-term memory has a massive storage capacity for object details. *Proceedings of the National Academy of Sciences*, 105(38):14325–14329, 2008.
- [10] Zoya Bylinskii, Lore Goetschalckx, Anelise Newman, and Aude Oliva. Memorability: An image-computable measure of information utility. In *Human Perception of Visual Information*, pages 207–239. Springer, 2022.
- [11] Mathilde Caron, Ishan Misra, Julien Mairal, Priya Goyal, Piotr Bojanowski, and Armand Joulin. Unsupervised learning of visual features by contrasting cluster assignments. In *NeurIPS*, 2021.
- [12] Bora Celikkale, Aykut Erdem, and Erkut Erdem. Visual attention-driven spatial pooling for image memorability. In *Proceedings of the IEEE Conference on Computer Vision and Pattern Recognition Workshops*, pages 976–983, 2013.
- [13] Satrajit Chatterjee. Learning and memorization. In *International Conference on Machine Learning*, pages 755–763. PMLR, 2018.
- [14] Ting Chen, Simon Kornblith, Mohammad Norouzi, and Geoffrey Hinton. A simple framework for contrastive learning of visual representations. In *ICML*, 2020.
- [15] Xinlei Chen, Haoqi Fan, Ross Girshick, and Kaiming He. Improved baselines with momentum contrastive learning. *arXiv preprint arXiv:2003.04297*, 2020.
- [16] Xinlei Chen and Kaiming He. Exploring simple siamese representation learning. In *CVPR*, 2021.
- [17] Junyoung Chung, Caglar Gulcehre, KyungHyun Cho, and Yoshua Bengio. Empirical evaluation of gated recurrent neural networks on sequence modeling. *arXiv preprint arXiv:1412.3555*, 2014.
- [18] Roberto Colom, Sherif Karama, Rex E Jung, and Richard J Haier. Human intelligence and brain networks. *Dialogues in clinical neuroscience*, 2010.
- [19] Nelson Cowan. The magical number 4 in short-term memory: A reconsideration of mental storage capacity. *Behavioral and brain sciences*, 24(1):87–114, 2001.
- [20] Nelson Cowan. What are the differences between long-term, short-term, and working memory? *Progress in brain research*, 169:323–338, 2008.
- [21] Weijian Deng, Stephen Gould, and Liang Zheng. What does rotation prediction tell us about classifier accuracy under varying testing environments? In *International Conference on Machine Learning*, pages 2579–2589. PMLR, 2021.
- [22] Jacob Devlin, Ming-Wei Chang, Kenton Lee, and Kristina Toutanova. Bert: Pre-training of deep bidirectional transformers for language understanding. *arXiv preprint arXiv:1810.04805*, 2018.
- [23] Carl Doersch, Abhinav Gupta, and Alexei A Efros. Unsupervised visual representation learning by context prediction. In *ICCV*, 2015.
- [24] Alexey Dosovitskiy, Lucas Beyer, Alexander Kolesnikov, Dirk Weissenborn, Xiaohua Zhai, Thomas Unterthiner, Mostafa Dehghani, Matthias Minderer, Georg Heigold, Sylvain Gelly, et al. An image is worth 16x16 words: Transformers for image recognition at scale. *arXiv preprint arXiv:2010.11929*, 2020.
- [25] Rachit Dubey, Joshua Peterson, Aditya Khosla, Ming-Hsuan Yang, and Bernard Ghanem. What makes an object memorable? In *Proceedings of the IEEE international conference on computer vision*, pages 1089–1097, 2015.
- [26] Jiri Fajtl, Vasileios Argyriou, Dorothy Monekosso, and Paolo Remagnino. Amnet: Memorability estimation with attention. In *Proceedings of the IEEE conference on computer vision and pattern recognition*, pages 6363–6372, 2018.
- [27] Vitaly Feldman. Does learning require memorization? a short tale about a long tail. In *Proceedings of the 52nd Annual ACM SIGACT Symposium on Theory of Computing*, pages 954–959, 2020.
- [28] Vitaly Feldman and Chiyuan Zhang. What neural networks memorize and why: Discovering the long tail via influence estimation. *Advances in Neural Information Processing Systems*, 33:2881–2891, 2020.
- [29] Andreas Geiger, Philip Lenz, and Raquel Urtasun. Are we ready for autonomous driving? the kitti vision benchmark suite. In *2012 IEEE conference on computer vision and pattern recognition*, pages 3354–3361. IEEE, 2012.
- [30] Spyros Gidaris, Praveer Singh, and Nikos Komodakis. Unsupervised representation learning by predicting image ro-

- tations. *International Conference on Learning Representations*, 2018.
- [31] Lore Goetschalckx, Alex Andonian, Aude Oliva, and Phillip Isola. Ganalyze: Toward visual definitions of cognitive image properties. In *Proceedings of the IEEE/CVF International Conference on Computer Vision*, pages 5744–5753, 2019.
 - [32] Lore Goetschalckx and Johan Wagemans. Memcat: a new category-based image set quantified on memorability. *PeerJ*, 7:e8169, 2019.
 - [33] Alex Graves, Greg Wayne, and Ivo Danihelka. Neural turing machines. *arXiv preprint arXiv:1410.5401*, 2014.
 - [34] Riccardo Guidotti, Anna Monreale, Salvatore Ruggieri, Franco Turini, Fosca Giannotti, and Dino Pedreschi. A survey of methods for explaining black box models. *ACM computing surveys (CSUR)*, 51(5):1–42, 2018.
 - [35] Chuan Guo, Geoff Pleiss, Yu Sun, and Kilian Q Weinberger. On calibration of modern neural networks. In *International conference on machine learning*, pages 1321–1330. PMLR, 2017.
 - [36] Junlin Han, Pengfei Fang, Weihao Li, Jie Hong, Mohammad Ali Armin, Ian Reid, Lars Petersson, and Hongdong Li. You only cut once: Boosting data augmentation with a single cut. In *International Conference on Machine Learning (ICML)*, 2022.
 - [37] Junlin Han, Lars Petersson, Hongdong Li, and Ian Reid. Cropmix: Sampling a rich input distribution via multi-scale cropping. In *arXiv preprint arXiv:2205.15955*, 2022.
 - [38] Tengda Han, Weidi Xie, and Andrew Zisserman. Memory-augmented dense predictive coding for video representation learning. In *European conference on computer vision*, pages 312–329. Springer, 2020.
 - [39] David Hasler and Sabine E Suesstrunk. Measuring colorfulness in natural images. In *Human vision and electronic imaging VIII*, volume 5007, pages 87–95. SPIE, 2003.
 - [40] Kaiming He, Georgia Gkioxari, Piotr Dollár, and Ross Girshick. Mask r-cnn. In *Proceedings of the IEEE international conference on computer vision*, pages 2961–2969, 2017.
 - [41] Kaiming He, Xiangyu Zhang, Shaoqing Ren, and Jian Sun. Deep residual learning for image recognition. In *Proceedings of the IEEE conference on computer vision and pattern recognition*, pages 770–778, 2016.
 - [42] Mark K Ho, David Abel, Carlos G Correa, Michael L Littman, Jonathan D Cohen, and Thomas L Griffiths. People construct simplified mental representations to plan. *Nature*, 606(7912):129–136, 2022.
 - [43] Gao Huang, Zhuang Liu, Laurens Van Der Maaten, and Kilian Q Weinberger. Densely connected convolutional networks. In *Proceedings of the IEEE conference on computer vision and pattern recognition*, pages 4700–4708, 2017.
 - [44] Eyke Hüllermeier and Willem Waegeman. Aleatoric and epistemic uncertainty in machine learning: An introduction to concepts and methods. *Machine Learning*, 110(3):457–506, 2021.
 - [45] Phillip Isola, Jianxiong Xiao, Devi Parikh, Antonio Torralba, and Aude Oliva. What makes a photograph memorable? *IEEE transactions on pattern analysis and machine intelligence*, 36(7):1469–1482, 2013.
 - [46] Phillip Isola, Jianxiong Xiao, Antonio Torralba, and Aude Oliva. What makes an image memorable? In *CVPR 2011*, pages 145–152. IEEE, 2011.
 - [47] Andrew Jaegle, Vahid Mehrpour, Yalda Mohsenzadeh, Travis Meyer, Aude Oliva, and Nicole Rust. Population response magnitude variation in inferotemporal cortex predicts image memorability. *Elife*, 8:e47596, 2019.
 - [48] John Jumper, Richard Evans, Alexander Pritzel, Tim Green, Michael Figurnov, Olaf Ronneberger, Kathryn Tunyasuvunakool, Russ Bates, Augustin Židek, Anna Potapenko, et al. Highly accurate protein structure prediction with alphafold. *Nature*, 596(7873):583–589, 2021.
 - [49] Aditya Khosla, Akhil S Raju, Antonio Torralba, and Aude Oliva. Understanding and predicting image memorability at a large scale. In *Proceedings of the IEEE international conference on computer vision*, pages 2390–2398, 2015.
 - [50] Jongpil Kim, Sejong Yoon, and Vladimir Pavlovic. Relative spatial features for image memorability. In *Proceedings of the 21st ACM international conference on Multimedia*, pages 761–764, 2013.
 - [51] Ikki Kishida and Hideki Nakayama. Empirical study of easy and hard examples in cnn training. In *International Conference on Neural Information Processing*, pages 179–188. Springer, 2019.
 - [52] Alex Krizhevsky, Ilya Sutskever, and Geoffrey E Hinton. Imagenet classification with deep convolutional neural networks. *Advances in neural information processing systems*, 25:1097–1105, 2012.
 - [53] Ankit Kumar, Ozan Irsoy, Peter Ondruska, Mohit Iyyer, James Bradbury, Ishaan Gulrajani, Victor Zhong, Romain Paulus, and Richard Socher. Ask me anything: Dynamic memory networks for natural language processing. In *International conference on machine learning*, pages 1378–1387. PMLR, 2016.
 - [54] Souad Lahrache and Rajae El Ouazzani. A survey on image memorability prediction: From traditional to deep learning models. In *2022 2nd International Conference on Innovative Research in Applied Science, Engineering and Technology (IRASET)*, pages 1–10. IEEE, 2022.
 - [55] Brenden M Lake, Tomer D Ullman, Joshua B Tenenbaum, and Samuel J Gershman. Building machines that learn and think like people. *Behavioral and brain sciences*, 40, 2017.
 - [56] Roberto Leyva and Victor Sanchez. Video memorability prediction via late fusion of deep multi-modal features. In *2021 IEEE international conference on image processing (ICIP)*, pages 2488–2492. IEEE, 2021.
 - [57] Jiaxin Lu, Mai Xu, Ren Yang, and Zulin Wang. Understanding and predicting the memorability of outdoor natural scenes. *IEEE Transactions on Image Processing*, 29:4927–4941, 2020.
 - [58] Jean M Mandler and Gary H Ritchey. Long-term memory for pictures. *Journal of Experimental Psychology: Human Learning and Memory*, 3(4):386, 1977.
 - [59] Kresimir Matkovic, László Neumann, Attila Neumann, Thomas Psik, Werner Purgathofer, et al. Global contrast factor—a new approach to image contrast. In *CAe*, pages 159–167, 2005.

- [60] Ben Mildenhall, Pratul P Srinivasan, Matthew Tancik, Jonathan T Barron, Ravi Ramamoorthi, and Ren Ng. Nerf: Representing scenes as neural radiance fields for view synthesis. *Communications of the ACM*, 65(1):99–106, 2021.
- [61] Ishan Misra and Laurens van der Maaten. Self-supervised learning of pretext-invariant representations. In *Proceedings of the IEEE/CVF Conference on Computer Vision and Pattern Recognition*, pages 6707–6717, 2020.
- [62] Anish Mittal, Anush Krishna Moorthy, and Alan Conrad Bovik. No-reference image quality assessment in the spatial domain. *IEEE Transactions on image processing*, 21(12):4695–4708, 2012.
- [63] Anish Mittal, Rajiv Soundararajan, and Alan C Bovik. Making a “completely blind” image quality analyzer. *IEEE Signal processing letters*, 20(3):209–212, 2012.
- [64] Joel Pearson and Jan Brascamp. Sensory memory for ambiguous vision. *Trends in cognitive sciences*, 12(9):334–341, 2008.
- [65] Houwen Peng, Kai Li, Bing Li, Haibin Ling, Weihua Xiong, and Weiming Hu. Predicting image memorability by multi-view adaptive regression. In *Proceedings of the 23rd ACM international conference on Multimedia*, pages 1147–1150, 2015.
- [66] Shay Perera, Ayellet Tal, and Lihi Zelnik-Manor. Is image memorability prediction solved? In *Proceedings of the IEEE/CVF conference on computer vision and pattern recognition workshops*, pages 0–0, 2019.
- [67] Alec Radford, Karthik Narasimhan, Tim Salimans, and Ilya Sutskever. Improving language understanding by generative pre-training. 2018.
- [68] Suman Ravuri, Karel Lenc, Matthew Willson, Dmitry Kangin, Remi Lam, Piotr Mirowski, Megan Fitzsimons, Maria Athanassiadou, Sheleem Kashem, Sam Madge, et al. Skilful precipitation nowcasting using deep generative models of radar. *Nature*, 597(7878):672–677, 2021.
- [69] David E Rumelhart, Geoffrey E Hinton, and Ronald J Williams. Learning internal representations by error propagation. Technical report, California Univ San Diego La Jolla Inst for Cognitive Science, 1985.
- [70] Olga Russakovsky, Jia Deng, Hao Su, Jonathan Krause, Sanjeev Satheesh, Sean Ma, Zhiheng Huang, Andrej Karpathy, Aditya Khosla, Michael Bernstein, et al. Imagenet large scale visual recognition challenge. *International journal of computer vision*, 115(3):211–252, 2015.
- [71] David Silver, Julian Schrittwieser, Karen Simonyan, Ioannis Antonoglou, Aja Huang, Arthur Guez, Thomas Hubert, Lucas Baker, Matthew Lai, Adrian Bolton, et al. Mastering the game of go without human knowledge. *nature*, 550(7676):354–359, 2017.
- [72] Karen Simonyan and Andrew Zisserman. Very deep convolutional networks for large-scale image recognition. *arXiv preprint arXiv:1409.1556*, 2014.
- [73] Nitish Srivastava, Geoffrey Hinton, Alex Krizhevsky, Ilya Sutskever, and Ruslan Salakhutdinov. Dropout: a simple way to prevent neural networks from overfitting. *The journal of machine learning research*, 15(1):1929–1958, 2014.
- [74] Sainbayar Sukhbaatar, Jason Weston, Rob Fergus, et al. End-to-end memory networks. *Advances in neural information processing systems*, 28, 2015.
- [75] Christian Szegedy, Wei Liu, Yangqing Jia, Pierre Sermanet, Scott Reed, Dragomir Anguelov, Dumitru Erhan, Vincent Vanhoucke, and Andrew Rabinovich. Going deeper with convolutions. In *Proceedings of the IEEE conference on computer vision and pattern recognition*, pages 1–9, 2015.
- [76] Hossein Talebi and Peyman Milanfar. Nima: Neural image assessment. *IEEE transactions on image processing*, 27(8):3998–4011, 2018.
- [77] Mariya Toneva, Alessandro Sordoni, Remi Tachet des Combes, Adam Trischler, Yoshua Bengio, and Geoffrey J Gordon. An empirical study of example forgetting during deep neural network learning. *arXiv preprint arXiv:1812.05159*, 2018.
- [78] Zhengzhong Tu, Hossein Talebi, Han Zhang, Feng Yang, Peyman Milanfar, Alan Bovik, and Yinxiao Li. Maxvit: Multi-axis vision transformer. *ECCV*, 2022.
- [79] A. M. TURING. Computing Machinery and Intelligence. *Mind*, LIX(236):433–460, 10 1950.
- [80] Ashish Vaswani, Noam Shazeer, Niki Parmar, Jakob Uszkoreit, Llion Jones, Aidan N Gomez, Łukasz Kaiser, and Illia Polosukhin. Attention is all you need. *Advances in neural information processing systems*, 30, 2017.
- [81] Stine Vogt and Svein Magnussen. Long-term memory for 400 pictures on a common theme. *Experimental psychology*, 54(4):298, 2007.
- [82] Xiaolong Wang, Ross Girshick, Abhinav Gupta, and Kaiming He. Non-local neural networks. In *Proceedings of the IEEE conference on computer vision and pattern recognition*, pages 7794–7803, 2018.
- [83] Zhirong Wu, Yuanjun Xiong, Stella X Yu, and Dahua Lin. Unsupervised feature learning via non-parametric instance discrimination. In *CVPR*, 2018.
- [84] Sergey Zagoruyko and Nikos Komodakis. Wide residual networks. In *BMVC*, 2016.
- [85] Chiyuan Zhang, Samy Bengio, Moritz Hardt, Benjamin Recht, and Oriol Vinyals. Understanding deep learning (still) requires rethinking generalization. *Communications of the ACM*, 64(3):107–115, 2021.
- [86] Hao-Yang Zhang, Jie Liu, and Dou-Dou Wang. Review of the application of deep learning in image memorability prediction. In *2020 International Workshop on Electronic Communication and Artificial Intelligence (IWECAI)*, pages 142–146. IEEE, 2020.
- [87] Zhun Zhong, Liang Zheng, Guoliang Kang, Shaozi Li, and Yi Yang. Random erasing data augmentation. In *Proceedings of the AAAI Conference on Artificial Intelligence*, volume 34, pages 13001–13008, 2020.
- [88] Bolei Zhou, Agata Lapedriza, Aditya Khosla, Aude Oliva, and Antonio Torralba. Places: A 10 million image database for scene recognition. *IEEE Transactions on Pattern Analysis and Machine Intelligence*, 2017.

A. Training Details of MachineMem Measurer

Other than training epochs of stage (a) and learning rate, training settings are identical for all machines and pre-training methods. We change the training settings to make sure machines can achieve good performances (top-1 accuracy $\geq 80\%$) in stage (a). The MachineMem measurer is trained using 1 GPU only. We use a batch size of 1 to keep it identical to the visual repeat game. We use SGD as our optimizer and cosine learning scheduler as our training schedule. Weight decay and momentum are set as 0.0001 and 0.9, respectively. Training epochs of stage (a) and the learning rate of all machines are described below:

Conventional machines: We set epochs of stage (a) as 60 and the learning rate as 0.01.

Classic CNNs: We set epochs of stage (a) as 70 and the learning rate as 0.0005.

Modern CNNs: We set epochs of stage (a) as 60 and the learning rate as 0.01.

ViTs: We set epochs of stage (a) as 70 and the learning rate as 0.0005.

ResNet-50 with pre-training: We set epochs of stage (a) as 30 and the learning rate as 0.01.

B. Training Details of MachineMem Predictor

MachineMem predictor and HumanMem predictor share identical training settings. We use a MoCo v2 model (800 epochs pre-training) as initialization. The prediction model is trained for 30 epochs with an SGD optimizer. Weight decay and momentum are set as 0.0001 and 0.9, respectively. The batch size is 100. The initial learning rate is 0.01 with a cosine decay schedule. For CropMix, the crop scale is set as (0.8, 1.0). We use CutMix as the mixing operation and color permutation as the intermediate augmentation.

C. What Scenes Are More or Less Memorable?

We report top and bottom Places scenes in Figure 9. We use the MachineMem predictor to predict MachineMem scores of all Places365 [88] training images to get mean MachineMem scores of 365 scenes. We show the factors found in classes/objects still holds for scenes.

D. Is MachineMem Consistent Across Training Settings?

Human memory is consistent over time [45]. In the visual memory game, an image that is relatively memorable after a few intervening images will also be relatively memorable after even a thousand intervening images. Here we evaluate a ResNet-50 machine across varying training settings to explore whether MachineMem is consistent over multiple training settings.

Number of samples. By default, we choose the number of an image set n as 500. We further test 50, 1000, and 5000. The Spearman’s correlation between default setting $n = 500$ and variants are $\rho = 0.05$, $\rho = 0.66$, and $\rho = 0.43$. A very small n can not train a stable machine and thus fail to reflect memory performance. When n gets larger, the correlations between different n are fairly strong.

Number of epochs in stage (a). The number of epochs in stage (a) is 60. We test four more settings, they are 15, 30, 45, and 75. The Spearman’s correlation between default setting and variants are $\rho = 0.21$, $\rho = 0.42$, $\rho = 0.55$, and $\rho = 0.57$. The correlation becomes stronger with the increase in the number of epochs in stage (a). After the machine get a reasonable training length (30 epochs), its memory performance is stable over multiple numbers of epochs in stage (a).

Number of epochs in stage (b). We set the number of epochs in stage (b) as 10 by default. Four other variants (1, 4, 7, and 13) are tested. The Spearman’s correlation between default setting and variants are $\rho = 0.31$, $\rho = 0.54$, $\rho = 0.59$, and $\rho = 0.57$. Similar to human memory, machine memory is also consistent over time/delay. This also suggests, for both humans and machines, the correlation between short-term and long-term memory is strong in such rank memorability measurements.

Replace or keep the classification head? At the beginning of stage (b), we discard the rotation prediction classification head of stage (a) and replace it with a new 2-way linear classification head. We do it to minimize the effects of the classification head, as our goal is to focus on the previous structure of machines instead of this linear layer. We keep the last linear layer of stage (a) as a variant. The correlation between this variant and the default setting is very weak ($\rho = 0.08$).

E. Validating Trends that Change MachineMem Scores

In section 5.3 of the main paper, 3 newly discovered hidden trends (Viewing angle, shape, and tasty) are unveiled. However, in the GANalyze framework, semantics are not disentangled, *i.e.*, when transferring an image to more or less memorable versions, many semantics are changing together. In this section, we validate these newly discovered trends.

Viewing angle. We study two scenes (lego and mic) from the nerf-synthetic [60] dataset. For each scene, we show the top-10 and bottom-10 images/views in Figure 10, where the top views usually contain more information (more parts of objects presented) than the bottom views. Results here further validate our finding on viewing angles, *i.e.*, viewing angles that provide more information are usually more memorable to machines.

Shape. For both regular and irregular shapes, we draw 25 images as test sets. We transform every image using 4 rotation degrees $\{0^\circ, 90^\circ, 180^\circ, 270^\circ\}$ to extend the number of images to 100. The mean MachineMem score of the regular shapes image set and the irregular image set is identical, 0.61. Though this trend is shown in GANalyze, results here suggest that shape along might not be able to determine MachineMem scores.

Tasty. We collect 100 images from the internet with the keyword “tasty food” as an image set of tasty food. Another image set, not tasty food, which also contains 100 images, is collected using two keywords “disgusting food” and “overcooked food”. The mean MachineMem score of the tasty image set is 0.70 while the non-tasty image set is 0.66. This further suggests that food-related images with a higher MachineMem score often look tastier.

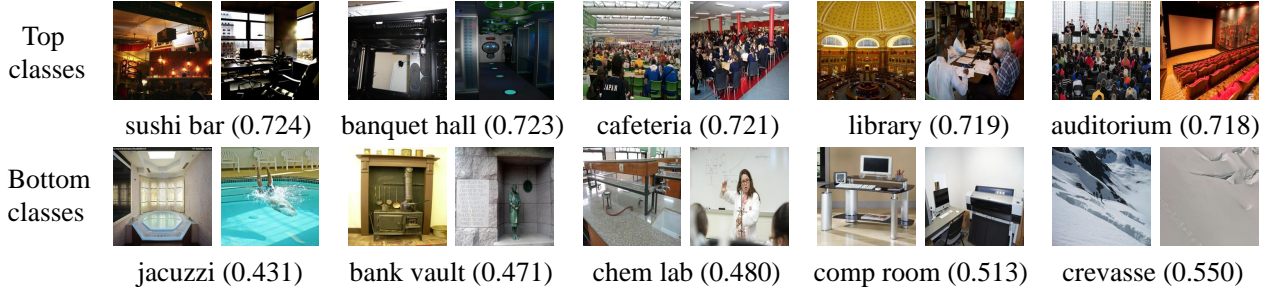


Figure 9. **Places scenes sorted by their mean MachineMem scores.** The top-5 and bot-5 scenes and their mean MachineMem scores are reported. Similar to the factors found in ImageNet classes, the top scenes also tend to have lower value, stronger contrast, and multiple objects. In contrast, the indoor bottom scenes usually contain white walls, and the outdoor bottom scenes are related to ice.




Figure 10. **Scene views sorted by their MachineMem scores.** For each scene, we report top-10 and bot-10 views. Top views are with viewing angles that tend to present more information. For instance, top lego views are usually side viewed while bot lego views are viewed in the front or back.

F. What Images are More Memorable to Other Machines?

All visualizations in the main paper are based on the MachineMem scores produced by a ResNet-50 machine. We further present 3 more machines (AlexNet, DenseNet121, and MaxViT-T) and visualize what images are more memorable to them. As presented in Figure 11, we employ GANalyze to show a visual comparison between multiple machines. Value, contrast, viewing angle, tasty, and complexity are still good indicators that can predict MachineMem scores of multiple machines. However, metrics such as number of objects and shape can not scale to all machines, where MaxViT does not tend to memorize images that contain more objects. Overall, it is clear that complex images are still more memorable to machines.




Figure 11. **A comparison between multiple machines using GANalyze.** Alex, Res, Dense, and Max are short for AlexNet, ResNet, DenseNet, and MaxViT. Every two rows represent a trend (from top to bottom: value, contrast, number of objects, viewing angle, shape, and tasty). We still observe some trends that are shared across multiple machines. For instance, images with higher MachineMem scores still tend to have lower value and stronger contrast. Trends such as viewing angle, tasty, and complexity that are observed in ResNet scale well to other machines.