

# MAVEN-ERE: A Unified Large-scale Dataset for Event Coreference, Temporal, Causal, and Subevent Relation Extraction

Xiaozhi Wang<sup>1\*</sup>, Yulin Chen<sup>2\*</sup>, Ning Ding<sup>1</sup>, Hao Peng<sup>1</sup>, Zimu Wang<sup>5</sup>, Yankai Lin<sup>6,7†</sup>,  
Xu Han<sup>1</sup>, Lei Hou<sup>1</sup>, Juanzi Li<sup>1,3‡</sup>, Zhiyuan Liu<sup>1</sup>, Peng Li<sup>4†</sup>, Jie Zhou<sup>8</sup>

<sup>1</sup>Department of Computer Science and Technology, BNRist;

<sup>2</sup>Shenzhen International Graduate School;

<sup>3</sup>THU-Siemens Ltd., China Joint Research Center for Industrial Intelligence and IoT;

<sup>4</sup>Institute for AI Industry Research (AIR), Tsinghua University, Beijing, China

<sup>5</sup>Xi'an Jiaotong-Liverpool University, Suzhou, China

<sup>6</sup>Gaoling School of Artificial Intelligence, Renmin University of China, Beijing, China

<sup>7</sup>Beijing Key Laboratory of Big Data Management and Analysis Methods, Beijing, China

<sup>8</sup>Pattern Recognition Center, WeChat AI, Tencent Inc, China

{wangxz20,y1-chen21}@mails.tsinghua.edu.cn

## Abstract

The diverse relationships among real-world events, including coreference, temporal, causal, and subevent relations, are fundamental to understanding natural languages. However, two drawbacks of existing datasets limit event relation extraction (ERE) tasks:

(1) Small scale. Due to the annotation complexity, the data scale of existing datasets is limited, which cannot well train and evaluate data-hungry models. (2) Absence of unified annotation. Different types of event relations naturally interact with each other, but existing datasets only cover limited relation types at once, which prevents models from taking full advantage of relation interactions. To address these issues, we construct a unified large-scale human-annotated ERE dataset MAVEN-ERE with improved annotation schemes. It contains 103,193 event coreference chains, 1,216,217 temporal relations, 57,992 causal relations, and 15,841 subevent relations, which is larger than existing datasets of all the ERE tasks by at least an order of magnitude. Experiments show that ERE on MAVEN-ERE is quite challenging, and considering relation interactions with joint learning can improve performances. The dataset and source codes can be obtained from <https://github.com/THU-KEG/MAVEN-ERE>.

## 1 Introduction

Communicating events is a central function of human languages, and understanding the complex relationships between events is essential to understanding events (Levelt, 1993; Miller and Johnson-Laird, 2013; Pinker, 2013). Thus event relation

Dataset	#Doc.	#Event	Coref.	#T-Link	#C-Link	#Subevent
ACE 2005	599	4,090	✓	✗	✗	✗
TAC KBP	1,075	19,257	✓	✗	✗	✗
TB-Dense	36	1,712	✓	10,750	✗	✗
MATRES	275	11,861	✗	13,573	✗	✗
Causal-TB	183	6,811	✗	5,118	318	✗
EventStoryLine	258	4,732	✓	8,111	4,584	✗
HiEve	100	2,734	✓	✗	✗	3,648
RED	95	2,049	✓	4,209	1,147	729
MAVEN-ERE	4,480	103,193	✓	1,216,217	57,992	15,841

Table 1: Comparisons between MAVEN-ERE and most widely-used event relation datasets. T-Link and C-Link denote temporal and causal relations, respectively. #Event is the number of events (coreference chains) for the datasets with coreference annotation; otherwise it is the number of event mentions.

extraction (ERE) tasks, including extracting event coreference, temporal, causal and subevent relations (Liu et al., 2020b), are fundamental challenges for natural language processing (NLP) and also support various applications (Chaturvedi et al., 2017; Rashkin et al., 2018; Khashabi et al., 2018; Sap et al., 2019; Zhang et al., 2020).

Due to the widely acknowledged importance, many efforts have been devoted to developing advanced ERE methods (Liu et al., 2014; Hashimoto et al., 2014; Ning et al., 2017). Recently, data-driven neural models have become the mainstream of ERE methods (Dligach et al., 2017; Aldawsari and Finlayson, 2019; Liu et al., 2020a; Lu and Ng, 2021a). However, these data-driven methods are severely limited by two drawbacks of existing event relation datasets: (1) **Small data scale**. Due to the high inherent annotation complexity, the data scale of existing human-annotated datasets is limited. From the statistics shown in Table 1, we can see existing popular datasets contain only hundreds of documents and limited numbers of relations, which cannot adequately cover the diverse event seman-

\* indicates equal contribution.

† Partly done while Y.Lin and P.Li were at Tencent.

‡ Corresponding author: J.Li.

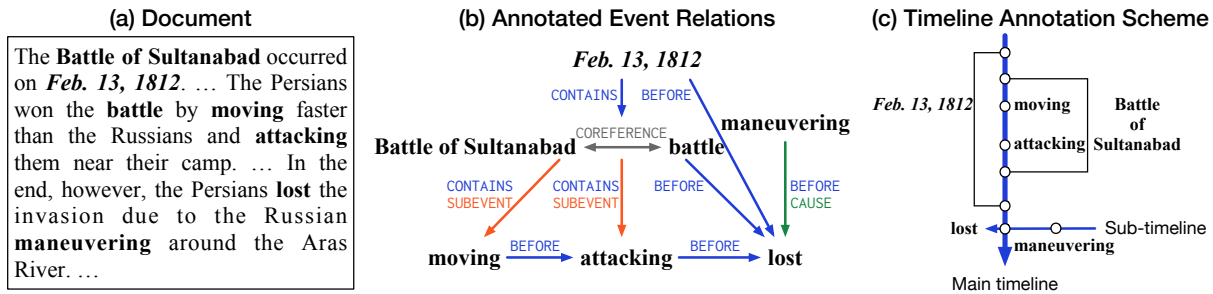


Figure 1: An example document (a) and its annotation results (b) of selected events. **Bold**: event trigger. *Italic bold*: TIMEX. We also show an instance of annotating its temporal relations with our timeline annotation scheme (c).

tics and is insufficient for training sophisticated neural models (Wang et al., 2020a). Moreover, event relations in these datasets are often incomprehensive. For instance, TB-Dense (Chambers et al., 2014) and MATRES (Ning et al., 2018b) only annotate event temporal relations for event pairs within adjacent sentences. (2) **Absence of unified annotation**. Naturally, various types of event relations have rich interactions with each other. For example, the cause events must start temporally before the effect events, and the superevents must temporally contain the subevents. The coreference relation is the foundation, and all the other relations are shared among coreferent event mentions. However, as shown in Table 1, existing datasets typically only cover limited relation types at once. RED (O’Gorman et al., 2016) is a notable exception developing comprehensive unified annotation guidelines, but can only serve as a test set (Wang et al., 2020a) due to its small scale. This results in the closely connected ERE tasks being conventionally handled independently and limits the development of joint ERE methods (Ning et al., 2018a; Wang et al., 2020a).

In this paper, we construct MAVEN-ERE, the first unified large-scale event relation dataset, based on the previous MAVEN (Wang et al., 2020b) dataset, which is a massive general-domain event detection dataset covering 4,480 English Wikipedia documents and 168 fine-grained event types. As the example in Figure 1, MAVEN-ERE makes up the absence of unified annotation by annotating 4 kinds of event relations in the same documents. MAVEN-ERE has 103,193 event coreference chains, 1,216,217 temporal relations, 57,992 causal relations, and 15,841 subevent relations. To our knowledge, MAVEN-ERE achieves the first million-scale human-annotated ERE dataset. As

shown in Table 1, in every ERE task, MAVEN-ERE is larger than existing datasets by at least an order of magnitude, which shall alleviate the limitation of data scale and facilitate developing ERE methods.

As shown in Figure 1, event relations are dense and complex. Hence constructing MAVEN-ERE requires thorough and laborious crowd-sourcing annotation. To ensure affordable time and resource costs, we further develop a new annotation methodology based on O’Gorman et al. (2016), which is the only existing annotation scheme supporting all the relation types. Specifically, we decompose the overall annotation task into multiple sequential stages, which reduces competence requirements for annotators. The overhead of later stages can also be reduced with the results of previous stages. First, we annotate coreference relations so that the later-stage annotations only need to consider one of all the coreferent event mentions. For temporal relation annotation, we develop a new timeline annotation scheme, which avoids laboriously identifying temporal relations for every event pair like previous works (Chambers et al., 2014; Ning et al., 2018b). This new scheme brings much denser annotation results. For every 100 words, MAVEN-ERE has more than 6 times the number of temporal relations as the previous most widely-used dataset MATRES (Ning et al., 2018b). For causal and subevent relation annotation, we set annotation constraints with temporal relations and the relation transitivity to reduce annotation scopes.

We develop strong baselines for MAVEN-ERE based on a widely-used sophisticated pre-trained language model (Liu et al., 2019). Experiments show that: (1) ERE tasks are quite challenging and achieved performances are far from promising; (2) Our large-scale data sufficiently trains the models and brings performance benefits; (3) Consider-

ing the relation interactions with straightforwardly joint training improves the performances, which encourages more explorations. We also provide some empirical analyses to inspire future works.

## 2 Dataset Construction

Based on the event triggers in MAVEN (Wang et al., 2020b), we annotate data for four ERE tasks: extracting event coreference, temporal, causal, and subevent relations. For each task, we introduce its definition, the annotation process, and basic statistics of MAVEN-ERE compared with its typical existing datasets. For the overall statistic comparisons, please refer to appendix A.

### 2.1 Coreference Relation

**Task Description** Event coreference resolution requires identifying the *event mentions* referring to the same event. Event mentions are the key texts expressing the occurrences of events. For example, in Figure 1, the “Battle of Sulatnabad” and the later “battle” are two event mentions referring to the same real-world event, so they have a coreference relation. Like entity coreference resolution, event coreference resolution is important to various applications and is widely acknowledged as more challenging (Choubey and Huang, 2018).

**Annotation** We follow the annotation guidelines of O’Gorman et al. (2016) and invite 29 annotators to annotate event coreference relations. The annotators are all trained and pass a qualification test before annotation. Given the documents and highlighted event mentions, the annotators are required to group the coreferent mentions together. The outputs are *event coreference chains*, each linking a set of different event mentions. Each document is annotated by 3 independent annotators, and the final results are obtained by majority voting. To improve the data quality on top of the original MAVEN and avoid annotation vagueness, we allow the annotators to report if the provided mentions do not express events, and we will delete the mentions reported by all the annotators. The B-Cubed F1 (Bagga and Baldwin, 1998) between each pair of annotation results is 91% on average, which shows that the annotation consistency is satisfactory.

**Statistics** After annotation, we get 103,193 event coreference chains in total. In Table 2, we compare the size of MAVEN-ERE with existing widely-used datasets, including ACE 2005 (Walker

Dataset	#Doc.	#Mention	#Chain	Event Type
ACE 2005	599	5,349	4,090	✓
ECB+	982	14,884	9,875	✗
TAC KBP	1,075	29,471	19,257	✓
MAVEN-ERE	4,480	112,276	103,193	✓

Table 2: Statistics about event coreference relations of MAVEN-ERE and existing widely-used datasets.

et al., 2006), ECB+ (Cybulska and Vossen, 2014), and TAC KBP. Following the setup of previous works (Lu and Ng, 2021a,b), the TAC KBP here includes LDC2015E29, LDC2015E68 and TAC KBP 2015 (Ellis et al., 2015), 2016 (Ellis et al., 2016) and 2017 (Getman et al., 2017). We can see that MAVEN-ERE has much more annotated event coreference chains, which shall benefit event coreference resolution methods.

### 2.2 Temporal Relation

**Task Description** Temporal relation extraction aims at extracting the temporal relations between events and *temporal expressions* (TIMEXs). TIMEXs are the definitive references to time within texts. Considering them in temporal relation extraction helps to anchor the relative temporal orders to concrete timestamps. Hence we need to annotate TIMEXs before annotating temporal relations.

Following the ISO-TimeML standard (Pustejovsky et al., 2010), we annotate four types of TIMEX: DATE, TIME, DURATION and PREPOSTEXP, but we ignore the QUANTIFIER and SET, since they are harder for crowd-sourcing workers and less helpful for linking events to real-world timestamps. For temporal relations, we follow O’Gorman et al. (2016) and comprehensively set 6 types of temporal relations: BEFORE, CONTAINS, OVERLAP, BEGINS-ON, ENDS-ON, SIMULTANEOUS. Except for SIMULTANEOUS and BEGINS-ON, the relation types are unidirectional, i.e., the head event must start before the tail event in a relation instance.

**Annotation** In TIMEX annotation, we invite 112 trained and qualified annotators. Each document is annotated by 3 annotators, and the final results are obtained through majority voting. The average inter-annotator agreement is 78.4% (Fleiss’ kappa).

Previous works (Styler IV et al., 2014; Chambers et al., 2014; Ning et al., 2018b) show that annotating temporal relations is very challenging since densely annotating relations for every event pair is extremely time-consuming, and the expressions

of temporal relations are often vague. Hence we design a sophisticated annotation scheme inspired by the multi-axis scheme of Ning et al. (2018b) and the time-anchoring scheme of Reimers et al. (2016). As illustrated in Figure 1 (c), instead of identifying relations for every single event pair, we ask the annotators to sort the beginnings and endings of events and TIMEXs on a *timeline*. Thus the annotators only need to consider how to arrange the bounding points of temporally close events and TIMEXs, and the relations between the events and TIMEXs on the timeline can be automatically inferred from their relative positions. However, due to the narrative vagueness, the temporal relations between some events cannot be clearly determined from contexts, such as the “maneuvering” and “attacking” in Figure 1. As discussed by Ning et al. (2018b), this often happens when expressing opinions, intentions, and hypotheses. In these cases, we allow the annotators to create *sub-timelines*, and we treat events on different timelines as no temporal relations. An event may be placed on multiple timelines like the “lost” in Figure 1.

With this annotation scheme, we can get high-quality temporal relations for all the pairs at an affordable cost with no need to reduce the annotation scope like previous works (Chambers et al., 2014; Ning et al., 2018b) which only annotate events within adjacent sentences. To control data quality and resource costs, each document will be annotated by a well-trained annotator at first. Then an expert will check and revise the annotation results. We invite 49 annotators and 17 experts in temporal relation annotation. To measure data quality, we randomly sample 100 documents and annotate them twice in the above pipeline. The average agreement is 67.8% (Cohen’s kappa).

**Statistics** We obtain 25,843 TIMEXs, including 20,654 DATE, 4,378 DURATION, 793 TIME, and 18 PREPOSTEXP. Based on the events and TIMEXs, we annotate 1,216,217 temporal relations in total, including 1,042,709 BEFORE, 152,702 CONTAINS, 9,937 SIMULTANEOUS, 9,850 OVERLAP, 639 BEGINS-ON, and 380 ENDS-ON. We can see the data unbalance among types is serious. To ensure that the created dataset well reflects the real-world data distribution, we do not intervene the label distribution and keep the unbalanced distribution in MAVEN-ERE. This poses a challenge for future temporal relation extraction models.

In Table 3, we compare the size of MAVEN-ERE

Dataset	#Doc.	#Mention	#TIMEX	#T-Link
TimeBank 1.2	183	7,935	1,414	6,115
TempEval-3*	2,472	82,061	15,349	113,848
RED	95	8,731	893	4,209
TB-Dense	36	1,712	253	10,750
MATRES	275	11,861	1,955	13,573
TCR	25	1,134	217	2,660
MAVEN-ERE	4,480	112,276	25,843	1,216,217

Table 3: Statistics about temporal relations (T-Links) of MAVEN-ERE and existing widely-used datasets. \*: the majority of TempEval-3 is automatically annotated.

with existing widely used datasets, including TimeBank 1.2 (Pustejovsky et al., 2003b), TempEval 3 (UzZaman et al., 2013), RED (O’Gorman et al., 2016), TB-Dense (Chambers et al., 2014), MATRES (Ning et al., 2018b), and TCR (Ning et al., 2018a). MAVEN-ERE is orders of magnitude larger than existing datasets and is the first million-scale temporal relation extraction dataset to our knowledge. Our timeline annotation scheme also brings denser annotation results. For every 100 words, MAVEN-ERE has 95.3 temporal relations, while MATRES has 14.3. We believe a leap in data size could significantly facilitate temporal relation extraction research and promote broad temporal reasoning applications.

### 2.3 Causal Relation

**Task Description** Understanding causality is a long-standing goal of artificial intelligence. Causal relation extraction, which aims at extracting the causal relations between events, is an important task to evaluate it. To enable crowd-sourcing annotation, we do not adopt the complicated causation definitions (Dunietz et al., 2017) but instead annotate two types of straightforward and clear causal relation types: CAUSE and PRECONDITION following previous discussions (Ikuta et al., 2014; O’Gorman et al., 2016). CAUSE is defined as “the tail event is inevitable given the head event”, and PRECONDITION is defined as “the tail event would not have happened if the head event had not happened” (Ikuta et al., 2014). Note that we allow to annotate causal relations for negative events, which are the events that did not actually happen. In this way, we also cover the negative causation discussed in previous literatures (Mirza et al., 2014).

**Annotation** Considering the temporal nature of causality, we limit the annotation scope to event pairs with BEFORE and OVERLAP relations labeled in temporal annotation. To further reduce annotation

Dataset	#Doc.	#Mention	#C-Link
BECauSE 2.0	121	1,803	110
CaTeRS	320	2,708	488
RED	95	8,731	1,147
Causal-TB	183	6,811	318
EventStoryLine	258	4,732	4,584
MAVEN-ERE	4,480	112,276	57,992

Table 4: Statistics about causal relations (C-Links) of MAVEN-ERE and existing widely-used datasets.

overhead, we ask the annotators to consider the transitivity of causal relations and make minimal annotations. That is if “A CAUSE/PRECONDITION B” and “B CAUSE/PRECONDITION C” have been annotated, the causal relation between A and C can be discarded. Furthermore, we annotate causal relations and subevent relations in the same stage so that we can involve subevent relations in the transitivity rules. This means that you can discard the causal relations between A and C if you have (1) “A CAUSES/PRECONDITIONS B and C SUBEVENT B” or (2) “A SUBEVENT B and B PRECONDITION C”. The discarded relations are then automatically completed after human annotation. We invite 58 trained and qualified annotators, and each document is annotated by 3 independent annotators. The final results are obtained through majority voting. The average inter-annotator agreement for causal relations is 69.5% (Cohen’s kappa).

**Statistics** We obtain 57,992 causal relations, including 10,617 CUASE and 47,375 PRECONDITION. Table 4 shows the size of MAVEN-ERE and existing widely-used datasets, including BECauSE 2.0 (Dunietz et al., 2017), CaTeRS (Mostafazadeh et al., 2016), RED (O’Gorman et al., 2016), Causal-TB (Mirza et al., 2014), and EventStoryLine (Caselli and Vossen, 2017). MAVEN-ERE is still much larger than all the existing datasets.

## 2.4 Subevent Relation

**Task Description** Subevent relation extraction requires identifying whether event A is a subevent of event B. “A SUBEVENT B” means that A is a component part of B and spatiotemporally contained by B (Hovy et al., 2013; Glavaš et al., 2014; O’Gorman et al., 2016). Subevent relations organize the unconnected events into hierarchical structures, which support the event understanding applications (Aldawsari and Finlayson, 2019).

**Annotation** We limit the annotation scope to event pairs with CONTAINS relations considering

Dataset	#Doc.	#Mention	#Subevent Relation
Intelligence Community	100	3,919	4,586
HiEve	100	3,185	3,648
RED	95	8,731	729
MAVEN-ERE	4,480	112,276	15,841

Table 5: Statistics about subevent relations of MAVEN-ERE and widely-used datasets.

Dataset		< 50 (%)	50 – 200 (%)	> 200 (%)	Avg.
Coreference	ACE 2005	36.4	27.9	35.6	192
	KBP	22.8	26.5	50.7	536
	MAVEN-ERE	31.9	49.4	18.8	122
Temporal	TB-Dense	94.7	5.4	0.0	22
	MATRES	90.8	9.1	0.0	26
	TCR	93.4	6.6	0.0	24
	MAVEN-ERE	27.6	46.9	25.5	147
Causal	Causal-TB	100.0	0.0	0.0	11
	EventStoryLine	59.3	32.2	8.4	76
	MAVEN-ERE	48.6	37.6	13.7	92
Subevent	HiEve	33.1	39.6	27.3	152
	MAVEN-ERE	30.6	50.0	19.4	124

Table 6: The distributions and average values of distances (measured in #words) between related events of different relation types.

the inherent temporal containment property in subevent definition. This significantly reduces annotation overhead. The subevent relation annotation is conducted together with causal relations, and we invite the same 58 annotators. Each document is annotated by 3 annotators, and the final results are obtained with majority voting. The average inter-annotator agreement is 75.1% (Cohen’s kappa).

**Statistics** We get 15,841 subevent relations after annotation. Table 5 shows the size comparisons of MAVEN-ERE and existing datasets, including the Intelligence Community (Hovy et al., 2013), HiEve (Glavaš et al., 2014) and RED (O’Gorman et al., 2016). We can see that MAVEN-ERE is also significantly larger than existing datasets.

## 3 Data Analysis

### 3.1 Distance between Related Events

Understanding the relations between long-distance event pairs helps to understand documents in the discourse-level (Naik et al., 2019), and modeling long-range dependencies is a long-standing challenge for NLP models. Hence we analyze the distance distributions of the annotated event relations in MAVEN-ERE and compare them with existing most widely-used datasets in Table 6.

For temporal relations, since the mainstream annotation scheme requires identifying relations for every event pair, existing most widely-used and high-quality datasets like TB-Dense and MA-

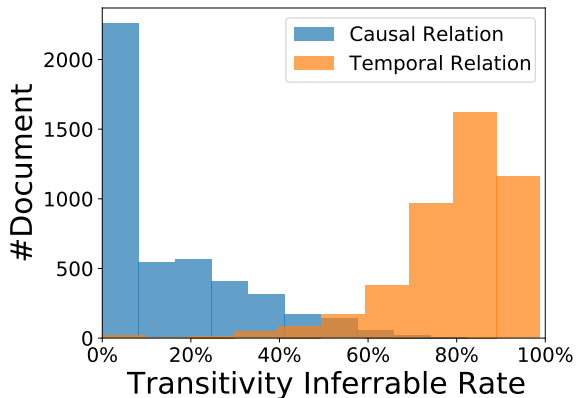


Figure 2: Distribution of documents with different rates of transitivity inferrable temporal and causal relations.

TRES limit the annotation scope to the events in the same or adjacent sentences and ignore long-distance temporal relations, which are also informative (Reimers et al., 2016; Naik et al., 2019). This also limits the causal relation datasets based on them like Causal-TB. As shown in Table 6, with the help of our timeline annotation scheme, MAVEN-ERE has much more long-distance temporal and causal relations compared to existing datasets, which can better support real-world applications and poses new challenges for ERE models.

For coreference relations, MAVEN-ERE has shorter average distances and much higher short-distance rates. This is because MAVEN (Wang et al., 2020b) covers much more generic events and annotates much denser event mentions. For comparison, MAVEN-ERE has 8.8 event mentions per 100 words, while this number is 1.8 and 4.2 for ACE 2005 and TAC KBP, respectively. For subevent relations, the distributions of HiEve and MAVEN-ERE are similar, and we think HiEve has a longer average distance because of its longer average document length (333 vs. 284 words).

### 3.2 Relation Transitivity

Temporal and causal relations follow a certain transitivity rules (Allen, 1983; Gerevini and Schubert, 1995), e.g., if there exists “A BEFORE B” and “B BEFORE C”, “A BEFORE C” also holds. Previous ERE methods often use these natural transitivity rules as constraints in post-processing (Chambers and Jurafsky, 2008; Denis and Muller, 2011; Ning et al., 2018a) and training (Wang et al., 2020a). Here we estimate the importance of considering transitivity in handling MAVEN-ERE by counting how many relations can be inferred from other rela-

tions with transitivity rules. The detailed transitivity rules that we consider are shown in appendix B.

Overall, 88.8% temporal relations and 23.9% causal relations are inferrable with transitivity rules. We further plot the distribution of documents containing different rates of transitivity inferrable relations in Figure 2. We can see that more than 60% temporal relations can be inferred with transitivity rules for most of the documents. The transitivity inferrable causal relations, although significantly less, also take up a substantial proportion. These results suggest that considering the relation transitivity is helpful for handling MAVEN-ERE, and we encourage future works to explore it.

## 4 Experiments and Analyses

To demonstrate the challenges of MAVEN-ERE and analyze the potential future directions for ERE, we conduct a series of experiments.

### 4.1 Experiment Setup

**Model** Considering that pre-trained language models (PLMs) have dominated broad NLP tasks, we adopt a widely-used PLM RoBERTa<sub>BASE</sub> (Liu et al., 2019) as the backbone and build classification models on top of it, which provides simple but strong baselines for the 4 ERE tasks. To extract the event relations in a document, we encode the whole document with RoBERTa<sub>BASE</sub> and set an additional classification head taking the contextualized representations at the positions of different event pairs’ corresponding event triggers as inputs. Then we fine-tune the model to classify relation labels. Besides training the 4 tasks independently, we also set a straightforward jointly training model combining the losses of the 4 tasks, which is to demonstrate the benefits of our unified annotation. The implementation details are shown in appendix C.

**Benchmarks** To assess the challenges of MAVEN-ERE, we also include existing most widely-used datasets of the 4 ERE tasks into evaluations, including ACE 2005, TAC KBP, TB-Dense, MATRES, TCR, Causal-TB, EventStoryLine, and HiEve. Following previous works (Ning et al., 2018a), TCR is used only as an additional test set for models developed on MATRES. Due to the small data scale of Causal-TB and EventStoryLine, previous works (Gao et al., 2019; Cao et al., 2021) typically adopt 5-fold cross-validation on them and only do causality identification, which ignores the directions of causal relations. In our evaluation on

	MUC			B <sup>3</sup>			CEAF <sub>e</sub>			BLANC		
	Precision	Recall	F-1	Precision	Recall	F-1	Precision	Recall	F-1	Precision	Recall	F-1
ACE 2005	79.1 <sub>1.66</sub>	74.2 <sub>2.88</sub>	76.5 <sub>1.90</sub>	93.1 <sub>0.52</sub>	90.7 <sub>1.16</sub>	91.9 <sub>0.57</sub>	87.2 <sub>1.06</sub>	89.4 <sub>0.39</sub>	88.3 <sub>0.50</sub>	84.8 <sub>1.54</sub>	81.3 <sub>2.80</sub>	82.9 <sub>2.01</sub>
TAC KBP	69.6 <sub>1.58</sub>	74.6 <sub>2.03</sub>	72.0 <sub>0.33</sub>	84.7 <sub>1.49</sub>	88.9 <sub>0.77</sub>	86.7 <sub>0.43</sub>	85.4 <sub>0.61</sub>	82.4 <sub>1.57</sub>	83.9 <sub>0.55</sub>	75.8 <sub>1.15</sub>	82.1 <sub>0.84</sub>	78.5 <sub>0.54</sub>
MAVEN-ERE	79.2 <sub>2.20</sub>	<b>84.0</b> <sub>1.78</sub>	81.4 <sub>0.51</sub>	97.7 <sub>0.35</sub>	<b>98.4</b> <sub>0.17</sub>	98.1 <sub>0.10</sub>	<b>98.0</b> <sub>0.11</sub>	97.5 <sub>0.35</sub>	97.7 <sub>0.13</sub>	87.9 <sub>1.18</sub>	<b>92.0</b> <sub>0.83</sub>	89.8 <sub>0.36</sub>
+joint	<b>81.4</b> <sub>1.64</sub>	82.8 <sub>1.56</sub>	<b>82.1</b> <sub>0.43</sub>	<b>98.0</b> <sub>0.27</sub>	98.3 <sub>0.18</sub>	<b>98.2</b> <sub>0.11</sub>	<b>98.0</b> <sub>0.13</sub>	<b>97.8</b> <sub>0.21</sub>	<b>97.9</b> <sub>0.09</sub>	<b>88.8</b> <sub>1.05</sub>	91.4 <sub>1.15</sub>	<b>90.2</b> <sub>0.27</sub>

Table 7: Event coreference resolution performances (%) of RoBERTa<sub>BASE</sub> on MAVEN-ERE and existing datasets. We report averages and standard deviations over 5 random trials. “+joint” denotes jointly training on 4 ERE tasks. **Bold** denotes higher values among the two results on MAVEN-ERE.

		Precision	Recall	F-1
Temporal	TB-Dense	64.2 <sub>2.12</sub>	49.3 <sub>2.12</sub>	55.8 <sub>1.51</sub>
	MATRES	75.5 <sub>1.50</sub>	83.8 <sub>1.21</sub>	79.4 <sub>0.64</sub>
	TCR	84.8 <sub>0.96</sub>	81.1 <sub>2.11</sub>	82.9 <sub>0.74</sub>
	MAVEN-ERE	<b>57.8</b> <sub>0.73</sub>	53.9 <sub>1.36</sub>	55.8 <sub>0.42</sub>
	+joint	55.4 <sub>0.91</sub>	<b>56.6</b> <sub>1.52</sub>	<b>56.0</b> <sub>0.59</sub>
Causal	Causal-TB	50.4 <sub>6.65</sub>	5.9 <sub>0.53</sub>	10.0 <sub>0.82</sub>
	EventStoryLine	31.1 <sub>1.94</sub>	10.7 <sub>0.88</sub>	14.4 <sub>0.94</sub>
	MAVEN-ERE	<b>35.0</b> <sub>0.72</sub>	27.2 <sub>0.76</sub>	30.6 <sub>0.44</sub>
	+joint	33.8 <sub>1.00</sub>	<b>29.5</b> <sub>0.83</sub>	<b>31.5</b> <sub>0.42</sub>
Subevent	HiEve	20.0 <sub>1.21</sub>	16.0 <sub>1.16</sub>	17.8 <sub>1.13</sub>
	MAVEN-ERE	29.6 <sub>1.99</sub>	24.6 <sub>3.02</sub>	26.7 <sub>1.34</sub>
	+joint	<b>29.8</b> <sub>1.76</sub>	<b>25.6</b> <sub>1.57</sub>	<b>27.5</b> <sub>1.10</sub>

Table 8: Performances (%) of RoBERTa<sub>BASE</sub> for extracting temporal, causal, and subevent relations on MAVEN-ERE and existing datasets.

the two datasets, we also do cross-validation but consider the relation directions in accordance with MAVEN-ERE. Similarly, we do not down-sample the negative instances for HiEve like previous works (Zhou et al., 2020; Wang et al., 2021). For the other datasets, we follow previous benchmark settings and show detailed data split statistics in appendix D.

**Metrics** Following previous works (Choubey and Huang, 2017; Lu et al., 2022), we adopt MUC (Vilain et al., 1995), B<sup>3</sup> (Bagga and Baldwin, 1998), CEAF<sub>e</sub> (Luo, 2005) and BLANC (Recasens and Hovy, 2011) metrics for event coreference resolution. For the other 3 tasks, we adopt the standard micro-averaged precision, recall and F-1 metrics.

## 4.2 Experimental Result

Experimental results for coreference relations are shown in Table 7 and for the other 3 ERE tasks are shown in Table 8. We can observe that: (1) For extracting coreference, causal and subevent relations, the model’s performances on MAVEN-ERE are much higher than on previous datasets, indicating the benefits of our larger data scale. (2) For temporal relations, the performances on MATRES and TCR are significantly higher than that on MAVEN-ERE. This is because they only cover 4

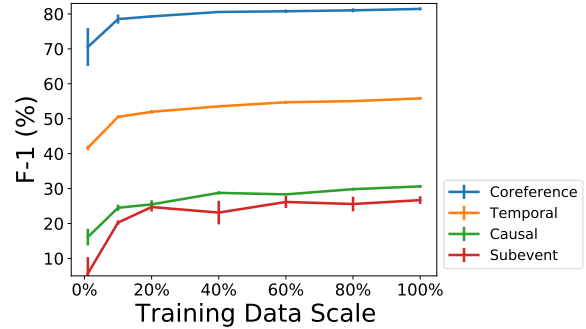


Figure 3: RoBERTa<sub>BASE</sub> test results (F-1, MUC for coreference) change along with the training data scale. Error bars indicate standard deviations over 5 runs.

relation types and annotate local event pairs within adjacent sentences, which results in easier data and inflated model performances. With the timeline annotation scheme, MAVEN-ERE annotates 6-type global temporal relations within documents, and the lower performance better reflects the inherent challenge of temporal understanding. The performance on TB-Dense is much lower, but we think this comes from TB-Dense’s small data scale (36 documents), which cannot well train the model. (3) Except for coreference, the achieved performances for the other 3 ERE tasks are far from practically usable. This demonstrates that understanding the diverse and complex event relations is a huge challenge for NLP models and needs more research efforts. (4) Straightforwardly joint training on the 4 tasks can bring certain improvements, especially on the tasks with fewer data, i.e., causal and subevent ERE. It indicates that considering the rich interactions between event relations is promising for handling the complex ERE tasks.

## 4.3 Analysis on Data Scale

Compared with existing datasets, MAVEN-ERE significantly increases the data scale of all the ERE tasks. To assess the benefits brought by larger data scale and evaluate whether MAVEN-ERE provides enough training data, we conduct an ablation study

	< 50	50 – 200	> 200
Temporal	52.9	56.8	58.6
Causal	32.7	31.5	29.1
Subevent	29.0	28.3	26.6

Table 9: RoBERTa<sub>BASE</sub> performance (F-1, %) on data groups with different distances (measured in #words) between related events of different relation types.

on the training data scale.

Figure 3 shows how RoBERTa<sub>BASE</sub>’s test performance changes along with different proportions of data used in training. We can see that increasing training data scale brings substantially higher and stabler performances, which shows the benefits of MAVEN-ERE’s large scale. The performance improvements are quite marginal at the scale of MAVEN-ERE. It indicates that MAVEN-ERE is generally sufficient to train ERE models.

#### 4.4 Analysis on Distance between Events

Like § 3.1, we analyze how the distances between related events influence model performances. We sample a jointly-trained model and see how it performs on data with different distances in Table 9. Since the evaluation of event coreference resolution is based on clusters, which cannot be divided by distances, we only study the other 3 tasks here.

For causal and subevent relations, performances on data with longer distances are lower, which intuitively suggests that modeling long-range dependency is still important to ERE, although the PLMs are effective. However, for temporal relations, data with longer distances are easier. We think this is because event pairs with longer narrative distances are typically also with longer temporal distances, which makes their relations easier to classify.

#### 4.5 Error Analysis

We further analyze the errors in the predictions of a jointly trained model to provide insights for further improvements. Considering the event coreference resolution task has reached a high performance and its different cluster-based evaluation, we only analyze the other 3 tasks. The results are shown in Table 10. We can see that identification mistakes (false positive and false negative) make up the majority of all the mistakes. It indicates that the most important challenge for ERE is still identifying whether there is a relation or not. Furthermore, like § 3.2, we analyze how many mistakes can be fixed by applying transitivity rules to other predictions.

	FP	FN	Transitivity Fixable
Temporal	38.78	53.75	0.85
Causal	37.73	59.88	0.23
Subevent	48.64	51.36	–

Table 10: Rates (%) of different kinds of mistakes in RoBERTa<sub>BASE</sub> predictions. FP denotes false positive. FN denotes false negative.

These transitivity fixable mistakes only account for small proportions, which suggests that sophisticated models have imperfectly but substantially learned the transitivity rules from massive data.

## 5 Related Work

Since the fundamental role of understanding event relations in NLP, various ERE datasets have been constructed. Event coreference relations are often covered in event extraction datasets like MUC (Grishman and Sundheim, 1996), ACE (Walker et al., 2006) and TAC KBP (Ellis et al., 2015, 2016; Getman et al., 2017). Besides, some datasets focus on unrestricted coreference resolution and ignore event semantic types, like OntoNotes (Pradhan et al., 2007) and ECB datasets (Bejan and Harabagiu, 2008; Lee et al., 2012; Cybulska and Vossen, 2014). Following the TimeML specification (Pustejovsky et al., 2003a, 2010), established temporal relation datasets like TimeBank (Pustejovsky et al., 2003b) and TempEval (Verhagen et al., 2009, 2010; UzZaman et al., 2013) have been constructed. However, these works exhibit low annotation agreements and efficiency issues. Ning et al. (2018b) develop a multi-axis annotation scheme based on the dense scheme of Chambers et al. (2014) to alleviate them, and Reimers et al. (2016) propose to anchor the event starting and ending points to specific time. Our timeline annotation scheme is inspired by them. Based on the temporal understanding, causal relation datasets (Do et al., 2011; Mirza et al., 2014; Mostafazadeh et al., 2016; Dunietz et al., 2017; Caselli and Vossen, 2017; Tan et al., 2022) are developed. To organize events into hierarchies, subevent relation datasets (Hovy et al., 2013; Glavaš et al., 2014) are collected.

However, the scale of these datasets is limited, and different types of relations are rarely integrated into one dataset. Some datasets (Hovy et al., 2013; Mirza et al., 2014; Glavaš et al., 2014; Caselli and Vossen, 2017; Minard et al., 2016; Ning et al., 2018a) annotate two or three kinds of relations.



O’Gorman et al. (2016) and Hong et al. (2016) provide unified annotation schemes for within-document and cross-document event relations, respectively, but their constructed datasets are also small. We construct MAVEN-ERE referring to the guidelines of O’Gorman et al. (2016).

## 6 Conclusion and Future Work

We present MAVEN-ERE, a unified large-scale dataset for event coreference, temporal, causal, and subevent relations, which significantly alleviates the small scale and absence of unified annotation issues of previous datasets. Experiments show that real-world event relation extraction is quite challenging and may be improved by jointly considering multiple relation types and better modeling long-range dependency. In the future, we will extend the dataset to more scenarios like covering more event-related information and languages.

### Limitations

The most important limitation of MAVEN-ERE is that it only covers English documents, which is inherited from the original MAVEN (Wang et al., 2020b) dataset. This limits the linguistic features covered by MAVEN-ERE and the scope of applications built on it. We encourage future works to explore (1) develop models for the low-resource languages by applying multilingual transfer learning techniques to MAVEN-ERE; (2) annotate native datasets for the low-resource languages with the annotation schemes of MAVEN-ERE. Another limitation is that MAVEN-ERE only covers the within-document event relations. Future works may extend MAVEN-ERE to cross-document event relations with the help of existing explorations (Cybulska and Vossen, 2014; Hong et al., 2016).

### Ethical Considerations

This paper presents a new dataset, and we discuss some related ethical considerations here. (1) **Intellectual property**. The original MAVEN dataset is shared under the CC BY-SA 4.0 license<sup>1</sup> and the Wikipedia corpus is shared under the CC BY-SA 3.0 license<sup>2</sup>. They are both free for research use, and we develop MAVEN-ERE with the consent of the authors of MAVEN. (2) **Worker Treatments**.

<sup>1</sup><https://creativecommons.org/licenses/by-sa/4.0>

<sup>2</sup><https://creativecommons.org/licenses/by-sa/3.0>

We hire the annotators from multiple professional data annotation companies and fairly pay them with agreed salaries and workloads. All employment is under contract and in compliance with local regulations. (3) **Controlling Potential Risks**. Since the texts in MAVEN-ERE do not involve private information and annotating event relations does not require many judgments about social issues, we believe MAVEN-ERE does not create additional risks. To ensure it, we manually checked some randomly sampled data and did not note risky issues.

### Acknowledgements

This work is supported by the New Generation Artificial Intelligence of China (2020AAA0106501), the Institute for Guo Qiang, Tsinghua University (2019GQB0003), the Pattern Recognition Center, WeChat AI, Tencent Inc, and the Tsinghua University - Siemens Ltd., China Joint Research Center for Industrial Intelligence and Internet of Things. We thank all the annotators for their efforts and the anonymous reviewers for their valuable comments.

### References

- Mohammed Aldawsari and Mark Finlayson. 2019. [Detecting subevents using discourse and narrative features](#). In *Proceedings of ACL*, pages 4780–4790.
- James F. Allen. 1983. [Maintaining knowledge about temporal intervals](#). *Commun. ACM*, 26(11):832–843.
- Amit Bagga and Breck Baldwin. 1998. [Entity-Based Cross-Document Coreferencing Using the Vector Space Model](#). In *Proceedings of ACL-COLING*, pages 79–85.
- Cosmin Bejan and Sanda Harabagiu. 2008. [A linguistic resource for discovering event structures and resolving event coreference](#). In *Proceedings of LREC*.
- Pengfei Cao, Xinyu Zuo, Yubo Chen, Kang Liu, Jun Zhao, Yuguang Chen, and Weihua Peng. 2021. [Knowledge-enriched event causality identification via latent structure induction networks](#). In *Proceedings of ACL-IJCNLP*, pages 4862–4872.
- Tommaso Caselli and Piek Vossen. 2017. [The event StoryLine corpus: A new benchmark for causal and temporal relation extraction](#). In *Proceedings of the Events and Stories in the News Workshop*, pages 77–86.
- Nathanael Chambers. 2013. [Event Schema Induction with a Probabilistic Entity-Driven Model](#). In *Proceedings of EMNLP*, pages 1797–1807.

- Nathanael Chambers, Taylor Cassidy, Bill McDowell, and Steven Bethard. 2014. [Dense event ordering with a multi-pass architecture](#). *Transactions of the Association for Computational Linguistics*, 2:273–284.
- Nathanael Chambers and Daniel Jurafsky. 2008. [Jointly combining implicit constraints improves temporal ordering](#). In *Proceedings of EMNLP*, pages 698–706.
- Snigdha Chaturvedi, Haoruo Peng, and Dan Roth. 2017. [Story comprehension for predicting what happens next](#). In *Proceedings of EMNLP*, pages 1603–1614.
- Prafulla Kumar Choubey and Ruihong Huang. 2017. [Event coreference resolution by iteratively unfolding inter-dependencies among events](#). In *Proceedings of EMNLP*, pages 2124–2133.
- Prafulla Kumar Choubey and Ruihong Huang. 2018. [Improving event coreference resolution by modeling correlations between event coreference chains and document topic structures](#). In *Proceedings of ACL*, pages 485–495.
- Agata Cybulska and Piek Vossen. 2014. [Using a sledgehammer to crack a nut? lexical diversity and event coreference resolution](#). In *Proceedings of LREC*, pages 4545–4552.
- Pascal Denis and Philippe Muller. 2011. [Predicting globally-coherent temporal structures from texts via endpoint inference and graph decomposition](#). In *Proceedings of IJCAI*, page 1788–1793.
- Dmitriy Dligach, Timothy Miller, Chen Lin, Steven Bethard, and Guergana Savova. 2017. [Neural temporal relation extraction](#). In *Proceedings of EACL*, pages 746–751.
- Quang Do, Yee Seng Chan, and Dan Roth. 2011. [Minimally supervised event causality identification](#). In *Proceedings of EMNLP*, pages 294–303.
- Jesse Dunietz, Lori Levin, and Jaime Carbonell. 2017. [The BECaUSE corpus 2.0: Annotating causality and overlapping relations](#). In *Proceedings of the 11th Linguistic Annotation Workshop*, pages 95–104.
- Joe Ellis, Jeremy Getman, Dana Fore, Neil Kuster, Zhiyi Song, Ann Bies, and Stephanie M Strassel. 2015. [Overview of linguistic resources for the TAC KBP 2015 evaluations: Methodologies and results](#). In *TAC*.
- Joe Ellis, Jeremy Getman, Dana Fore, Neil Kuster, Zhiyi Song, Ann Bies, and Stephanie M Strassel. 2016. [Overview of Linguistic Resources for the TAC KBP 2016 Evaluations: Methodologies and Results](#). In *TAC*.
- Lei Gao, Prafulla Kumar Choubey, and Ruihong Huang. 2019. [Modeling document-level causal structures for event causal relation identification](#). In *Proceedings of NAACL-HLT*, pages 1808–1817.
- Alfonso Gerevini and Lenhart Schubert. 1995. [Efficient algorithms for qualitative reasoning about time](#). *Artificial Intelligence*, 74(2):207–248.
- Jeremy Getman, Joe Ellis, Zhiyi Song, Jennifer Tracey, and Stephanie Strassel. 2017. [Overview of linguistic resources for the tac kbp 2017 evaluations: Methodologies and results](#). In *TAC*.
- Goran Glavaš, Jan Šnajder, Marie-Francine Moens, and Parisa Kordjamshidi. 2014. [HiEve: A corpus for extracting event hierarchies from news stories](#). In *Proceedings of LREC*, pages 3678–3683.
- Ralph Grishman and Beth Sundheim. 1996. [Message understanding conference- 6: A brief history](#). In *Proceedings of COLING*.
- Chikara Hashimoto, Kentaro Torisawa, Julien Kloetzer, Motoki Sano, István Varga, Jong-Hoon Oh, and Yutaka Kidawara. 2014. [Toward future scenario generation: Extracting event causality exploiting semantic relation, context, and association features](#). In *Proceedings of ACL*, pages 987–997.
- Yu Hong, Tongtao Zhang, Tim O’Gorman, Sharone Horowitz-Hendler, Heng Ji, and Martha Palmer. 2016. [Building a cross-document event-event relation corpus](#). In *Proceedings of the 10th Linguistic Annotation Workshop held in conjunction with ACL 2016 (LAW-X 2016)*, pages 1–6.
- Eduard Hovy, Teruko Mitamura, Felisa Verdejo, Jun Araki, and Andrew Philpot. 2013. [Events are not simple: Identity, non-identity, and quasi-identity](#). In *Proceedings of Workshop on Events: Definition, Detection, Coreference, and Representation*, pages 21–28.
- Rei Ikuta, Will Styler, Mariah Hamang, Tim O’Gorman, and Martha Palmer. 2014. [Challenges of adding causation to richer event descriptions](#). In *Proceedings of the Second Workshop on EVENTS: Definition, Detection, Coreference, and Representation*, pages 12–20.
- Mandar Joshi, Omer Levy, Luke Zettlemoyer, and Daniel Weld. 2019. [BERT for coreference resolution: Baselines and analysis](#). In *Proceedings of EMNLP-IJCNLP*, pages 5803–5808.
- Daniel Khashabi, Tushar Khot, Ashish Sabharwal, and Dan Roth. 2018. [Question answering as global reasoning over semantic abstractions](#). In *Proceedings of AAAI*.
- Diederik Kingma and Jimmy Ba. 2014. [Adam: A method for stochastic optimization](#). In *Proceedings of ICLR*.
- Heeyoung Lee, Marta Recasens, Angel Chang, Mihai Surdeanu, and Dan Jurafsky. 2012. [Joint entity and event coreference resolution across documents](#). In *Proceedings of EMNLP-CoNLL*, pages 489–500.

- Willem JM Levelt. 1993. *Speaking: From intention to articulation*. MIT press.
- Jian Liu, Yubo Chen, and Jun Zhao. 2020a. Knowledge enhanced event causality identification with mention masking generalizations. In *Proceedings of IJCAI*, pages 3608–3614.
- Kang Liu, Yubo Chen, Jian Liu, Xinyu Zuo, and Jun Zhao. 2020b. Extracting events and their relations from texts: A survey on recent research progress and challenges. *AI Open*, 1:22–39.
- Yinhan Liu, Myle Ott, Naman Goyal, Jingfei Du, Mandar Joshi, Danqi Chen, Omer Levy, Mike Lewis, Luke Zettlemoyer, and Veselin Stoyanov. 2019. RoBERTa: A Robustly Optimized BERT Pretraining Approach. *CoRR*, abs/1907.11692.
- Zhengzhong Liu, Jun Araki, Eduard Hovy, and Teruko Mitamura. 2014. Supervised within-document event coreference using information propagation. In *Proceedings of LREC*, pages 4539–4544.
- Jing Lu and Vincent Ng. 2021a. Constrained multi-task learning for event coreference resolution. In *Proceedings of NAACL-HLT*, pages 4504–4514.
- Jing Lu and Vincent Ng. 2021b. Conundrums in event coreference resolution: Making sense of the state of the art. In *Proceedings of EMNLP*, pages 1368–1380.
- Yaojie Lu, Hongyu Lin, Jialong Tang, Xianpei Han, and Le Sun. 2022. End-to-end neural event coreference resolution. *Artificial Intelligence*, 303:103632.
- Xiaoqiang Luo. 2005. On coreference resolution performance metrics. In *Proceedings of EMNLP-HLT*, pages 25–32.
- George A Miller and Philip N Johnson-Laird. 2013. *Language and perception*. In *Language and Perception*. Harvard University Press.
- Anne-Lyse Minard, Manuela Speranza, Ruben Urizar, Begoña Altuna, Marieke van Erp, Anneleen Schoen, and Chantal van Son. 2016. MEANTIME, the NewsReader multilingual event and time corpus. In *Proceedings of LREC*, pages 4417–4422.
- Paramita Mirza, Rachele Sprugnoli, Sara Tonelli, and Manuela Speranza. 2014. Annotating causality in the TempEval-3 corpus. In *Proceedings of the EACL 2014 Workshop on Computational Approaches to Causality in Language (CAtoCL)*, pages 10–19.
- Nasrin Mostafazadeh, Alyson Grealish, Nathanael Chambers, James Allen, and Lucy Vanderwende. 2016. CaTeRS: Causal and temporal relation scheme for semantic annotation of event structures. In *Proceedings of the Fourth Workshop on Events*, pages 51–61.
- Aakanksha Naik, Luke Breitfeller, and Carolyn Rose. 2019. TDDiscourse: A dataset for discourse-level temporal ordering of events. In *Proceedings of the 20th Annual SIGdial Meeting on Discourse and Dialogue*, pages 239–249.
- Qiang Ning, Zhili Feng, and Dan Roth. 2017. A structured learning approach to temporal relation extraction. In *Proceedings of EMNLP*, pages 1027–1037.
- Qiang Ning, Zhili Feng, Hao Wu, and Dan Roth. 2018a. Joint reasoning for temporal and causal relations. In *Proceedings of ACL*, pages 2278–2288.
- Qiang Ning, Sanjay Subramanian, and Dan Roth. 2019. An improved neural baseline for temporal relation extraction. In *Proceedings of EMNLP-IJCNLP*, pages 6203–6209.
- Qiang Ning, Hao Wu, and Dan Roth. 2018b. A multi-axis annotation scheme for event temporal relations. In *Proceedings of ACL*, pages 1318–1328.
- Tim O’Gorman, Kristin Wright-Bettner, and Martha Palmer. 2016. Richer event description: Integrating event coreference with temporal, causal and bridging annotation. In *Proceedings of CNS*, pages 47–56.
- Steven Pinker. 2013. *Learnability and Cognition, new edition: The Acquisition of Argument Structure*. MIT press.
- Sameer S. Pradhan, Lance Ramshaw, Ralph Weischedel, Jessica MacBride, and Linnea Micculla. 2007. Unrestricted coreference: Identifying entities and events in ontonotes. In *Proceedings of ICSC*, pages 446–453.
- James Pustejovsky, José M Castano, Robert Ingria, Roser Sauri, Robert J Gaizauskas, Andrea Setzer, Graham Katz, and Dragomir R Radev. 2003a. TimeML: Robust specification of event and temporal expressions in text. *New directions in question answering*, 3:28–34.
- James Pustejovsky, Patrick Hanks, Roser Sauri, Andrew See, Rob Gaizauskas, Andrea Setzer, Dragomir Radev, Beth Sundheim, David Day, Lisa Ferro, and Marcia Lazo. 2003b. The TimeBank corpus. *Proceedings of Corpus Linguistics*.
- James Pustejovsky, Kiyong Lee, Harry Bunt, and Laurent Romary. 2010. ISO-TimeML: An international standard for semantic annotation. In *Proceedings of LREC*.
- Hannah Rashkin, Maarten Sap, Emily Allaway, Noah A. Smith, and Yejin Choi. 2018. Event2Mind: Commonsense inference on events, intents, and reactions. In *Proceedings of ACL*, pages 463–473.
- M. Recasens and E. Hovy. 2011. Blanc: Implementing the rand index for coreference evaluation. *Nat. Lang. Eng.*, 17(4):485–510.

- Nils Reimers, Nazanin Dehghani, and Iryna Gurevych. 2016. [Temporal anchoring of events for the Time-Bank corpus](#). In *Proceedings of ACL*, pages 2195–2204.
- Maarten Sap, Ronan Le Bras, Emily Allaway, Chandra Bhagavatula, Nicholas Lourie, Hannah Rashkin, Brendan Roof, Noah A. Smith, and Yejin Choi. 2019. [ATOMIC: an atlas of machine commonsense for if-then reasoning](#). In *Proceedings of AAAI*, pages 3027–3035.
- William F. Styler IV, Steven Bethard, Sean Finan, Martha Palmer, Sameer Pradhan, Piet C de Groen, Brad Erickson, Timothy Miller, Chen Lin, Guergana Savova, and James Pustejovsky. 2014. [Temporal annotation in the clinical domain](#). *Transactions of the Association for Computational Linguistics*, 2:143–154.
- Fiona Anting Tan, Ali Hürriyetoğlu, Tommaso Caselli, Nelleke Oostdijk, Tadashi Nomoto, Hansi Hettiarachchi, Iqra Ameer, Onur Uca, Farhana Ferdousi Liza, and Tiancheng Hu. 2022. [The causal news corpus: Annotating causal relations in event sentences from news](#). In *Proceedings of LREC*, pages 2298–2310.
- Xingwei Tan, Gabriele Pergola, and Yulan He. 2021. [Extracting event temporal relations via hyperbolic geometry](#). In *Proceedings of EMNLP*, pages 8065–8077.
- Naushad UzZaman, Hector Llorens, Leon Derczynski, James Allen, Marc Verhagen, and James Pustejovsky. 2013. [SemEval-2013 task 1: TempEval-3: Evaluating time expressions, events, and temporal relations](#). In *Proceedings of SemEval*, pages 1–9.
- Marc Verhagen, Robert Gaizauskas, Frank Schilder, Mark Hepple, Jessica Moszkowicz, and James Pustejovsky. 2009. [The tempeval challenge: identifying temporal relations in text](#). *Language Resources and Evaluation*, 43(2):161–179.
- Marc Verhagen, Roser Saurí, Tommaso Caselli, and James Pustejovsky. 2010. [SemEval-2010 task 13: TempEval-2](#). In *Proceedings of SemEval*, pages 57–62.
- Marc Vilain, John Burger, John Aberdeen, Dennis Connolly, and Lynette Hirschman. 1995. [A model-theoretic coreference scoring scheme](#). In *Proceedings of MUC*.
- Christopher Walker, Stephanie Strassel, Julie Medero, and Kazuaki Maeda. 2006. [ACE 2005 multilingual training corpus](#). *Linguistic Data Consortium*, 57.
- Haoyu Wang, Muhao Chen, Hongming Zhang, and Dan Roth. 2020a. [Joint constrained learning for event-event relation extraction](#). In *Proceedings of EMNLP*, pages 696–706.
- Haoyu Wang, Hongming Zhang, Muhao Chen, and Dan Roth. 2021. [Learning constraints and descriptive segmentation for subevent detection](#). In *Proceedings of EMNLP*, pages 5216–5226.
- Xiaozhi Wang, Ziqi Wang, Xu Han, Wangyi Jiang, Rong Han, Zhiyuan Liu, Juanzi Li, Peng Li, Yankai Lin, and Jie Zhou. 2020b. [MAVEN: A Massive General Domain Event Detection Dataset](#). In *Proceedings of EMNLP*, pages 1652–1671.
- Thomas Wolf, Lysandre Debut, Victor Sanh, Julien Chaumond, Clement Delangue, Anthony Moi, Pierric Cistac, Tim Rault, Rémi Louf, Morgan Funtowicz, Joe Davison, Sam Shleifer, Patrick von Platen, Clara Ma, Yacine Jernite, Julien Plu, Canwen Xu, Teven Le Scao, Sylvain Gugger, Mariama Drame, Quentin Lhoest, and Alexander M. Rush. 2020. [Transformers: State-of-the-art natural language processing](#). In *Proceedings of EMNLP: System Demonstrations*, pages 38–45.
- Hongming Zhang, Daniel Khashabi, Yangqiu Song, and Dan Roth. 2020. [Transomcs: From linguistic graphs to commonsense knowledge](#). In *Proceedings of IJCAI*, pages 4004–4010.
- Ben Zhou, Qiang Ning, Daniel Khashabi, and Dan Roth. 2020. [Temporal common sense acquisition with minimal supervision](#). In *Proceedings of ACL*, pages 7579–7589.

## Appendix

### A Dataset Statistics Comparison

We show the detailed statistics of MAVEN-ERE and other existing widely-used datasets in Table 12. For the TAC KBP data, we follow the setup of Lu and Ng (2021b), which includes TAC KBP 2015 (Ellis et al., 2015), 2016 (Ellis et al., 2016), 2017 (Getman et al., 2017) as well as LDC2015E29 and LDC2015E68. For the multilingual datasets, we only report their statistics of the English parts in accordance with MAVEN-ERE.

### B Transitivity Rules

Table 11 shows the transitivity rules of temporal and causal relations that we consider in § 3.2. “Relation<sub>1</sub> + Relation<sub>2</sub> = Relation<sub>3</sub>” means if there exists “A Relation<sub>1</sub> B” and “B Relation<sub>2</sub> C”, “A Relation<sub>3</sub> C” also holds.

Temporal Transitivity Rules
BEFORE + BEFORE = BEFORE
BEFORE + CONTAINS = BEFORE
BEFORE + SIMULTANEOUS = BEFORE
BEFORE + OVERLAP = BEFORE
BEFORE + BEGINS-ON = BEFORE
BEFORE + ENDS-ON = BEFORE
CONTAINS + CONTAINS = CONTAINS
CONTAINS + SIMULTANEOUS = CONTAINS
SIMULTANEOUS + SIMULTANEOUS = SIMULTANEOUS
SIMULTANEOUS + BEFORE = BEFORE
SIMULTANEOUS + CONTAINS = CONTAINS
SIMULTANEOUS + OVERLAP = OVERLAP
SIMULTANEOUS + BEGINS-ON = BEGINS-ON
SIMULTANEOUS + ENDS-ON = ENDS-ON
OVERLAP + BEFORE = BEFORE
OVERLAP + SIMULTANEOUS = OVERLAP
BEGINS-ON + BEGINS-ON = BEGINS-ON
BEGINS-ON + SIMULTANEOUS = BEGINS-ON
ENDS-ON + CONTAINS = BEFORE
ENDS-ON + SIMULTANEOUS = ENDS-ON
ENDS-ON + BEGINS-ON = ENDS-ON

Causal Transitivity Rules
CAUSE + CAUSE = CAUSE
CAUSE + PRECONDITION = PRECONDITION
PRECONDITION + PRECONDITION = PRECONDITION

Table 11: Relation transitivity rules considered.

### C Implementation Details

We implement the RoBERTa<sub>BASE</sub> model using the Huggingface’s Transformers library (Wolf et al., 2020). RoBERTa<sub>BASE</sub> contains 110M parameters, and we add a two-layer perceptron with 150 hidden dimensions and 0.2 dropout rate as the classification head. We use the standard cross-entropy loss for event temporal, causal, and subevent relation extraction tasks. For event coreference resolution, we follow the design of Joshi et al. (2019). We use the Adam (Kingma and Ba, 2014) optimizer to train the models and set 200 warmup steps. For independently trained models, we set the learning rates as  $1 \times 10^{-4}$  and  $1 \times 10^{-5}$  for the classification head and the RoBERTa<sub>BASE</sub> encoder. For jointly trained models, the learning rates are  $3 \times 10^{-4}$  and  $2 \times 10^{-5}$  for the classification head and the encoder, respectively. We set the factors as 0.4, 2.0, 4.0, and 4.0 for the losses of coreference, temporal, causal, and subevent relations. These hyper-parameters are manually tuned with 10 runs and selected with F-1 scores. We use a GeForce RTX 3090 GPU to run the experiments. Average runtimes for an experiment are about 2.2, 2.3, 1.1, 0.5, and 3.4 hours for coreference ERE, temporal ERE, causal ERE, subevent ERE, and joint training.

In evaluation, we implement the standard precision, recall, and F-1 scores with the scikit-learn toolkit<sup>3</sup>. For event coreference resolution, we implement the evaluation metrics referring to <https://github.com/kentonl/e2e-coref>.

### D Data Split Statistics

In all the ERE experiments, we split MAVEN-ERE as the original split in Wang et al. (2020b).

In event coreference resolution, for ACE 2005 and TAC KBP data, we follow the split of Lu and Ng (2021b). For TAC KBP, LDC2015E29, LDC2015E68, TAC KBP 2015, and TAC KBP 2016 are used for training, and TAC KBP 2017 is used for test. The development set is 82 documents randomly sampled from the training set. However, the data of some LDC catalog numbers provided by Lu and Ng (2021b) are not available, and we use other LDC datasets instead. Specifically, LDC2015E73 and LDC2015E94 are the datasets provided during the TAC KBP 2015 contest and are not publicly available. We use the 2015 data in LDC2020T13 instead. LDC2016E64

<sup>3</sup><https://scikit-learn.org>

and LDC2017E51 are plain source corpora without annotation. We use the 2016 and 2017 data in LDC2020T18 instead. The statistics are shown in Table 13.

In event temporal relation extraction, we follow the splits of Ning et al. (2019) and Tan et al. (2021). The detailed statistics are shown in Table 14.

In event causal relation extraction, we follow previous works (Gao et al., 2019; Cao et al., 2021) to do 5-fold cross-validation on Causal-TB and EventStoryLine. The statistics for MAVEN-ERE are shown in Table 15.

In subevent relation extraction, we split HiEve following previous works (Zhou et al., 2020; Wang et al., 2021). The statistics are shown in Table 16.

## E Discussions on Genre Diversity

MAVEN-ERE inherits all the documents of MAVEN (Wang et al., 2020b), which are all Wikipedia articles. One may wonder if MAVEN-ERE are diverse enough in genre and topic and if the ERE skills learned from the large-scale MAVEN-ERE can transfer to other ERE tasks (datasets). First, the original MAVEN work shows that the 4,480 documents cover 90 topics, such as Military conflict, Concert tour, etc. Hence we believe MAVEN-ERE also exhibits a good coverage for general-domain topics. Second, we conduct cross-dataset transfer experiments following Wang et al. (2020b). By further fine-tuning the RoBERTa<sub>BASE</sub> models previously trained on MAVEN-ERE, the (MUC) F1 scores increase 0.7%, 0.5%, 0.8%, 0.5%, 1.1%, 16.0%, 5.5%, 1.4% on ACE 2005, TAC KBP, TB-Dense, MATRES, TCR, Causal-TB, EventStoryLine, and HiEve, respectively. This shows that the general ERE skills learned from MAVEN-ERE are transferable and can help ERE on datasets in other genres, especially for these small-scale datasets. We encourage future works to explore the influence of genre gaps deeply.

Dataset	#Doc.	#Sentence	#Word	#Event Type	#Mention	#Chain	#TLMEX Type	#TLMEX	#T-Link Type	#T-Link	#C-Link Type	#C-Link	#Subevent Rel.
ACE 2005 (Walker et al., 2006)	599	15,670	294,857	33	5,349	4,090	—	4,960	—	—	—	—	—
TAC KBP	1,075	33,208	694,540	38	29,471	19,257	—	—	—	—	—	—	—
OntoNotes <sup>†</sup> (Pradhan et al., 2007)	2,384	84,789	1,673,793	—	210,994	47,834	—	—	—	—	—	—	—
ECB+ (Chubuka and Vossen, 2014)	982	15,812	362,546	14	14,884	9,875	—	—	—	—	—	—	—
TimeBank 1.2 (Pustejovsky et al., 2003b)	183	2,611	63,987	7	7,935	—	4	1,414	13	6,115	—	—	—
TempEval-1 (Verhagen et al., 2009)	183	2,611	63,987	7	7,935	—	4	1,414	6	5,790	—	—	—
TempEval-2 (Verhagen et al., 2010)	173	2,383	58,214	7	6,158	—	4	1,127	6	4,867	—	—	—
TempEval-3* (UZZaman et al., 2013)	2,472	25,824	672,684	7	82,061	—	4	15,349	13	113,848	—	—	—
TCR (Ning et al., 2018a)	25	694	17,304	—	1,134	—	3	217	3	2,660	—	—	—
TB-Dense (Chambers, 2013)	36	598	12,543	7	1,712	—	4	253	6	10,750	—	—	—
MATRES (Ning et al., 2018b)	275	2,172	108,999	7	11,861	—	4	1,955	4	13,573	—	—	—
EventCausality (Do et al., 2011)	25	694	17,326	—	746	—	—	—	—	—	—	—	—
BECause 2.0 (Dumitru et al., 2017)	121	4,038	124,581	4	1,803	109	—	—	—	—	—	—	—
CaTeRS* (Mostafaezadeh et al., 2016)	320	1,600	94,594	—	2,708	—	—	—	—	—	—	—	—
EventStoryLine (Caselli and Vossen, 2017)	258	4,316	—	—	4,732	—	—	—	—	—	—	—	—
Causal-TB (Mirza et al., 2014)	183	2,654	63,811	7	6,811	—	—	—	9	8,111	—	—	—
Intelligence Community (Hovy et al., 2013)	100	1,985	51,093	2	3,919	1,797	—	—	—	5,118	—	—	—
HiVE (Glažar et al., 2014)	100	1,354	33,273	6	3,185	2,734	—	—	—	—	—	—	—
RED (O’Gorman et al., 2016)	95	2,719	54,287	—	8,731	2,049	—	—	—	4,209	—	—	—
MAVEN-ERE	4,480	49,873	1,275,644	168	112,276	103,193	4	25,843	6	1,216,217	2	57,992	15,841

Table 12: Detailed statistics of MAVEN-ERE and existing widely-used datasets of all the ERE tasks. T-Link denotes temporal relations. C-Link denotes causal relations. †: OntoNotes does not specify whether a mention is an entity or an event, so the #Mention and #Chain count both entities and events. \*: The majority of TempEval-3 is automatically annotated silver data. †: The original CaTeRS data is unavailable, so the statistics are taken from the original paper, and some statistics are missed.

	Train			Development			Test		
	#Doc.	#Mention	#Chain	#Doc.	#Mention	#Chain	#Doc.	#Mention	#Chain
ACE 2005	529	4,420	3,437	30	505	350	40	424	303
TAC KBP	826	23,175	14,991	82	1,921	1,303	167	4,375	2,963
MAVEN-ERE	2,913	73,939	67,984	710	17,780	16,301	857	20,557	18,908

Table 13: Data split statistics for datasets used in event coreference resolution experiments.

	Train			Development			Test		
	#Doc.	#Mention	#T-Link	#Doc.	#Mention	#T-Link	#Doc.	#Mention	#T-Link
TB-Dense	22	1,212	7,553	5	150	898	9	350	2,299
MATRES	182	6,684	6,332	73	4,431	6,404	20	746	837
TCR	—	—	—	—	—	—	25	1,134	2,660
MAVEN-ERE	2,913	73,939	792,445	710	17,780	188,928	857	20,557	234,844

Table 14: Data split statistics for datasets used in temporal relation extraction experiments.

	Train			Development			Test		
	#Doc.	#Mention	#T-Link	#Doc.	#Mention	#T-Link	#Doc.	#Mention	#T-Link
MAVEN-ERE	2,913	73,939	36,316	710	17,780	9,698	857	20,557	11,978

Table 15: MAVEN-ERE split statistics for causal relation extraction experiments.

	Train			Development			Test		
	#Doc.	#Mention	#T-Link	#Doc.	#Mention	#T-Link	#Doc.	#Mention	#T-Link
HiEve	60	1,944	2,367	20	565	601	20	676	680
MAVEN-ERE	2,913	73,939	9,193	710	17,780	2,826	857	20,557	3,822

Table 16: Data split statistics for datasets used in subevent relation extraction experiments.