

FedCL: Federated Multi-Phase Curriculum Learning to Synchronously Correlate User Heterogeneity

Mingjie Wang, Jianxiong Guo, *Member, IEEE*, and Weijia Jia, *Fellow, IEEE*

Abstract—Federated Learning (FL) is a new decentralized learning used for training machine learning algorithms where a global model iteratively gathers the parameters of local models but does not access their local data. A key challenge in FL is to handle the heterogeneity of local data distribution, resulting in a drifted global model, which is hard to converge. To cope with this challenge, current methods adopt different strategies like knowledge distillation, weighted model aggregation, and multi-task learning, as regulation. We refer to these approaches as asynchronous FL since they align user models in either a local or post-hoc manner where model drift has already happened or has been underestimated.

In this paper, we propose an active and synchronous correlation approach to solve the challenge of user heterogeneity in FL. Specifically, we aim to approximate FL as the standard deep learning by actively and synchronously scheduling user learning pace in each round with a dynamic multi-phase curriculum. A global curriculum ensembles all user curriculum on its server by the auto-regressive auto-encoder. Then the global curriculum is divided into multiple phases and broadcast to users to measure and align the domain-agnostic learning pace. Empirical studies demonstrate that our approach equips FL with state-of-the-art generalization performance over existing asynchronous approaches, even facing severe user heterogeneity.

Index Terms—Federated Learning, Curriculum Learning, Synchronization, Heterogeneity Data.

I. INTRODUCTION

FEDERATED Learning (FL) enables the large-scale data distributed on multiple decentralized sources to train a common and strong deep learning model without directly accessing the data. The standard FL model represented by FedAvg [1] updates the global model by iteratively taking the average of parameters of local models, and thus avoiding direct contact with local user data. This privacy-preserving scheme allows FL to be a popular paradigm to facilitate real-world applications. Up to now, FL has been applied to various application areas, including machinery fault diagnosis [2], internet of vehicles [3], and healthcare system [4].

When the standard FL model is applied to real-world scenarios, it faces practical challenges from data heterogeneity, in which local data in multiple sources/clients usually have

independent data sampling space and unique local data distribution, which is called non-independent identical distribution (Non-IID). This will always leads to the inconsistency between the local objective functions and global optimization directions. The studies in [5][6][7] prove that the standard FL model in Non-IID data as FedAvg leads to drifted local models and catastrophically forgets global information in this circumstance, resulting in obtained suboptimal convergence speed and model performance. Therefore, how to deal with the Non-IID local datasets has been an important topic in FL.

From the above analysis, the standard FL model with element-wise averaging operation as Fedavg is not ideal in the real application, which attracts plenty of researchers focusing on solving heterogeneity in FL. Current methods could be roughly divided into four categories as follows:

- **Alignment of Global and Local Objectives [8][9]:** It tries to alleviate model drift by changing the clients, which modifies the local target to a desired global target. The weakness of this approach is that it can only be applied to clients because of the inherent informative structural differences of their local data.
- **Weighted Aggregation [10][11][12][13]:** It achieves aggregation by assigning weights to local models, which optimizes fusion performance for the global model at the server. The shortcoming of this approach is that it depends on the prerequisite of proxy data, and it happens after the model drift.
- **Knowledge Distillation [14][15][16]:** It combines real data with synthesized data, which aims at more balanced data distribution on the client or server to align multi-client domain knowledge. The defect of this approach is that the generator model that generates the synthetic data is also trained on Non-IID data. the generator model is affected by the heterogeneity of data inherent and the model drift.
- **Multi-task Learning [17][18]:** It realizes federated personalization by learning a generic and personalized FL at clients. The disadvantage of this approach is that multi-task learning and personalized FL contradict each other in essence.

We observe that these approaches either underestimate heterogeneity based on inconsistent principles (client drift mitigation and federated personalization) or align model drift in a post-hoc manner (knowledge distillation and weighted model aggregation). We refer to them as asynchronous FL considering from fitting degree of the model at the same time. However, the existing post-hoc calibration methods yield

Mingjie Wang is with the Guangdong Key Lab of AI and Multi-Modal Data Processing, Department of Computer Science, BNU-HKBU United International College, Zhuhai 519087, China. (E-mail: mingjiewang@uic.edu.cn)

Jianxiong Guo and Weijia Jia are with the Advanced Institute of Natural Sciences, Beijing Normal University, Zhuhai 519087, China, and also with the Guangdong Key Lab of AI and Multi-Modal Data Processing, BNU-HKBU United International College, Zhuhai 519087, China. (E-mail: jianxiongguo@bnu.edu.cn; jiawj@bnu.edu.cn)

(Corresponding author: Jianxiong Guo; Weijia Jia.)

Manuscript received April 19, 2005; revised August 26, 2015.

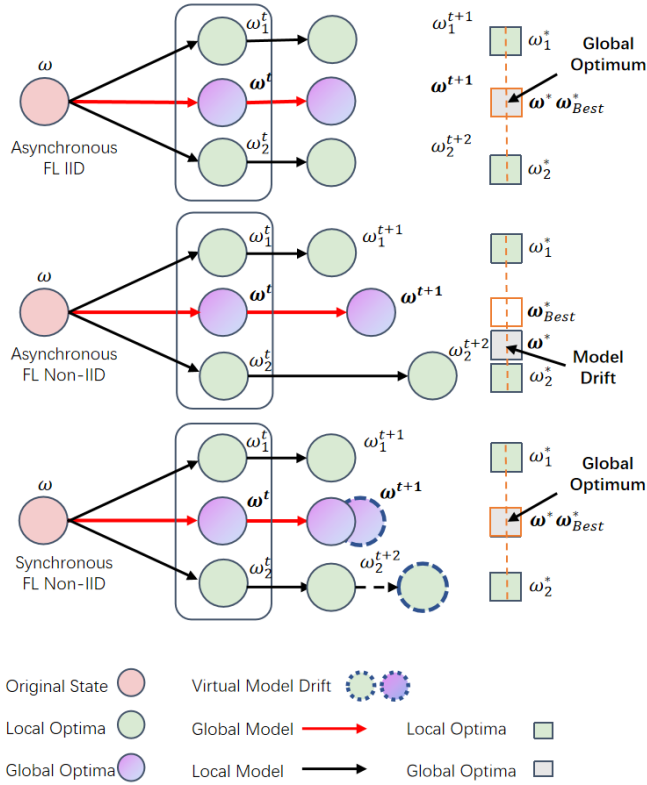


Fig. 1. Illustration of asynchronous and synchronous FL model under IID and Non-IID datasets, where ω_1^t and ω_2^t are training parameters of two local model at time t , ω^t is training parameter of global model, ω^* is the optimum obtained by this model, and ω_{best}^* is the optimum under IID dataset.

highly over-confident predictions under domain shift, as well as the prerequisite of proxy data can leave such an approach finite for many over-fitting the model.

Based on the challenges of user heterogeneity and the limitations of previous asynchronous FL, we adopt a synchronous FL model by approximating the learning speed of the local model as the centralized deep learning model, which takes the advantages of consistency and online heterogeneity alignment. Specifically, the model aggregation under IID data can converges consistently and efficiently to a relative global optimum, that is $\omega^* \rightarrow \omega_{best}^*$, shown as Figure 1 (asynchronous IID) [19], where the fitting degree of ω_1^t and ω_2^t is consistent. However, shown as Figure 1 (asynchronous Non-IID), the global model ω^* is obtained from the model aggregation in server, trained by Non-IID data in clients, which ignores local knowledge incompatibility leading induces knowledge forgetting and degrade the performance [20][6] in the global model. It leads to training result ω^* cannot converge to ω_{best}^* , which actually is the model drift when $\omega^* \neq \omega_{best}^*$. Therefore, we hope that every client's learning progress can be consistent even if they are under Non-IID data which like training under IID data. Shown as Figure 1 (synchronous Non-IID), the clients can consistently reach the global optimum step by step such that $\omega^* \rightarrow \omega_{best}^*$. We emphasize the difference between synchronous FL and asynchronous FL, which is asynchronous FL is based on a

posteriori method to correct heterogeneity, it can't avoid model drifts from local models. However, the synchronization FL is regularized before the model drifts, and from the point of view of model fitting, the heterogeneity between local models is approximately eliminated, which avoids model drift and over-fitting of local models.

Based on the above motivation, we propose a method based on synchronous learning, which is called federal curriculum learning (FedCL). Curriculum learning (CL) advocates that models starts from simple samples and develops into complex samples and knowledge. In FedCL, the CL controls global progress by making learning strategies for servers and clients. It has better generalization ability learned from global consistency of gradients. CL not only avoids the drift of local model, coordinates the learning process among local models, but also ensures the consistency and the reliability of local training and global aggregation, which is essentially the upper limit of minimizing the expected risk under the target distribution. FedCL includes three parts: local CL, global curriculum ensemble, and multi-phase correlation. Each client learns a local curriculum to evaluate the model-aware difficulty based on confidence. After that, this learning progress from clients is summarized by the global server to measure the performance change based on global learning progress, and then broadcast to users, so as to escort their model training with the globally consistent learning progress that reflects online synchronization from all users. Finally, based on this global learning progress, we further align the learning progress from the global model to the users' local networks gradually by incorporating a self-paced learning methodology. Therefore, our main contribution can be summarized as follows:

- Contrary to the previous asynchronous learning, we put forward a synchronous FL method. It aggregates local models before they drift, which avoids the problem of model drift, and at the same time enables customers to have competitive global model performance.
- Our method directly regulates the synchronization of each local model, which arranges a hierarchical curriculum for personalized FL based on effective progress synchronization and online heterogeneous alignment. Experiments show that such a curriculum reduces the risk of inductive bias and overfitting of local models, so as to achieve better generalization on Non-IID data.
- We conduct extensive experiments to verify to the effectiveness of our approach in different environments, and generalization of FedCL performed better by using fewer communication rounds.

Organization: Section II summarizes the works related this paper. Section III establishes the basic settings of our FL algorithm and introduces that other important approaches. Section IV expands our model algorithm in detail which establishes a multi-phase CL approach to deal with user heterogeneity. Besides, Section V sets up the experiments which compare with other baselines on different datasets and parameters, and then discussions the results. Finally, Section VI summarizes our research and future works.

II. RELATED WORK

Firstly, Google proposed a distributed machine learning framework, which is called Federated Learning (FL). In this framework, multiple clients cooperated to train a model without disclosing their data. The representative of the FL method is FedAvg [1], in which each client trained the model locally and uploaded parameters to the server. Then, the server updates the global model by averaging the parameters of the local model, and finally returns it to all clients for the next training. However, although FedAvg performs well on IID data, in the case of Non-IID data, it will drop significantly in terms of the communication rounds required for model accuracy and convergence. Specifically, the imbalance of data and the different distribution of local customer categories will lead to the divergence of the global model, which will inevitably leads to the deviation of the update of the global model, thus limiting the actual relevance of the model.

1) *Federated Learning with Heterogeneous Data*: There are some studies attempting to improve FedAvg on heterogeneous data. Those studies can be divided into four categories: alignment of global and local objectives, weighted aggregation, knowledge distillation, and multi-task learning. We will introduce them separately here.

With regard to the research on improving the consistency of global and local objects, FedProx [12] improves the local training model by combining the approximate term into the target during the local training process, and can train and predict various natural distributions with good performance on various natural distribution offsets owned by various customers. FedDC [8] makes use of the learned auxiliary local drift variables to bridge the gap between the local model parameters and the global model parameters, so as to achieve the consistency of parameter level. However, the difference of local data information structure limits the effectiveness of each user in learning the global goal and the consistency of aggregation model. As for studies on improving weighted aggregation, Fedensemble [13] uses random arrangement to update a set of k models, and then averages these models to obtain the predictions. FedAdp [11] adaptively assigns different weights to update the global model according to the contribution of nodes. The weight of each user is calculated based on the similarity between the gradients of all local models. Thus, the local model updating is restricted by the risk of model drift during local training. In the research of knowledge extraction, FedDistill [15] extracts anonymous data from logit-vector's user model and shares these meta-data with users for knowledge distillation. FedGen [16] proposed a generator to generate data, in order to balance the distribution of corresponding features under the given forecast and reduce the influence of data heterogeneity. The effectiveness of knowledge extraction is limited by the performance of local models and generators, and there is still the risk of local model drift. For the study of multi-task learning, CFMTL [17] uses clustering method to measure the similarity of local data among groups, so that clients with similar data distribution are divided into a group, which transfers from single tasks to group tasks. Unfortunately, multi-task learning limits the

upper limit of personalization and global optimization of local models. Meanwhile, under the extreme Non-IID data, multi-task learning will degenerate into the primitive Fedavg.

The above methods can all be called asynchronous FL. Specifically, all of the above methods are modified by partial or posterior user models or special aggregated drift models. From the model's point of view, all models are over-fitted or under-fitted. Therefore, we propose a synchronous FL method based on Curriculum Learning, which aligns the global model with the local models in terms of model fitting. The Curriculum Learning can stably evaluate the learning situation of each local model and the learning progress of the global model, so as to ensure the individuation and consistency of FL under Non-IID data.

2) *Curriculum Learning*: Curriculum Learning (CL) is a teaching method of giving samples different weights, which makes the model learning process follow the learning sequence from easy to difficult. CL can speed up the training of machine learning models, reduce the number of iterations, and achieve better local optimal state [21]. At present, most CL designs are based on the framework of difficulty measurement and training scheduler, among which Automatic CL makes the model more flexible because it can be automatically involved and consider its own feedback in the process. The improvement of Automatic CL can be divided into the following three ways: optimizing the selection of learning samples, optimizing dimension and edge problems through self-supervised learning, and optimizing local personalization.

In the study on the optimizing the selection of learning samples, training sample of CL was changed from which depended on human experts to avoid local minima [22] to automatically selected strategies using various standard samples during training [23]. Hacohe *et al.* [24] show that under mild conditions, it does not change the corresponding global minimum of the optimization function. The selection criteria of these methods were developed for various learning settings and hypothesis class assumptions, showing that many CL methods prefer easy-to-learn samples [25][26].

With regard to the study of optimizing dimension and edge problems, through self-supervised learning, researchers considered examples with a loss [26], and further correlated the sample importance with its norm of loss gradient of network parameters [27]. Jiang *et al.* [28] study the robustness of CL in the context of noisy examples. Above all, curriculum accelerated self-supervised learning (CASSL) is presented by checking whether the examples are later forgotten, verifying that memorable examples can be safely deleted without affecting generalization, and proving that noisy examples rank higher in terms of the number of forgotten events. In addition, on the edge problem of CL optimization, a covering model is proposed, which achieves better generalization ability and improves the convergence rate [29].

The research of optimizing local personalization is in order to solve the problem of heterogeneous data in virtual reality, there has many researches have been devoted to training the best personalized models for each customer [30]. A general curriculum learning strategy (DoCL) come up with the optimization of training dynamics [31]. Yang *et al.* [32] propose

model-agnostic hybrid CL strategy.

In our work, CL is utilized to alleviate the heterogeneity of local data and unify client learning progress. Due to the heterogeneity of data, the difficulty helping model approximates the difficulty distribution of generated data to that of global data. Therefore, we have added some concepts to guide the optimization process through course study, so as to better accomplish the final task in the heterogeneous environment.

III. SYNCHRONOUS FEDERATED LEARNING

In this paper, we used a typical FL setting, which supposes that there is a fixed size K of clients, each with a private dataset is applicable, for supervised learning, more specifically, a image classification task. For the classifier, we utilized a deep learning network architecture with a convolution neural network module followed by a multilayer perceptron module. The aim of FL is to develop a model training on multiple local datasets contained in local nodes without explicitly transmitting data samples to central server. We denote by the input feature space $\mathcal{X} \subset \mathbb{R}^p$, the latent feature space $\mathcal{Z} \subset \mathbb{R}^d$ with $d < p$ and the output space as $\mathcal{Y} \subset \mathbb{R}$. \mathcal{T} is a domain (or task) which consists of a data distribution \mathcal{D} over \mathcal{X} and a ground-truth label mapping function $c^* : \mathcal{X} \rightarrow \mathcal{Y}$, thus we have $\mathcal{T} := \langle \mathcal{D}, c^* \rangle$. This model can be parameterized by $\omega := [\omega^f; \omega^p]$ which consists of two components: a feature extractor $f : \mathcal{X} \rightarrow \mathcal{Z}$ parameterized by ω^f and a predictor $h : \mathcal{Z} \rightarrow \mathcal{Y}$, where \mathcal{Y} is a prediction of \mathcal{Y} . The non-negative convex loss function $l : \mathcal{Y} \times \mathcal{Y} \rightarrow \mathbb{R}$ is given by designer's objective. Then, the loss of the model with parameter ω on task \mathcal{T} is defined as follows:

$$\mathcal{L}_{\mathcal{T}}(\omega) = \mathbb{E}_{x \sim \mathcal{D}} [l(h(f(x; \omega^f); \omega^p), c^*(x))] \quad (1)$$

The FL aims to learn a global model parameterized by ω^* that minimizes its risk on each user task [1] which can be formulated as below:

$$\min_{\omega} \mathcal{L}_{global}(\omega) := \mathbb{E}_{\mathcal{T}_k \in \mathcal{T}} [\mathcal{L}_k(\omega)] \quad (2)$$

where $\mathcal{T} = \{\mathcal{T}_k\}_{k=1}^K$ is the collection of user tasks and \mathcal{L}_k is the local loss for each user k . For each user task \mathcal{T}_k , it consists of a local data distribution \mathcal{D}_k and the same ground-truth label mapping function c^* , i.e., $\mathcal{T}_k := \langle \mathcal{D}_k, c^* \rangle$. In fact, Eqn. (2) can be approximated by:

$$\min_{\omega} \hat{\mathcal{L}}_{global}(\omega) := \frac{1}{K} \sum_{k=1}^K \hat{\mathcal{L}}_k(\omega), \quad (3)$$

where we have $\hat{\mathcal{L}}_k(\omega) :=$

$$\frac{1}{|\hat{\mathcal{D}}_k|} \sum_{x_{k,i} \in \hat{\mathcal{D}}_k} [l(h(f(x_{k,i}; \omega^f); \omega^p), c^*(x_{k,i}))] \quad (4)$$

is the empirical loss over an observable dataset $\hat{\mathcal{D}}_k$ with size n_k that is sampled from the distribution \mathcal{D}_k . The local dataset $\hat{\mathcal{D}}_k$ is a subset of that of global dataset $\hat{\mathcal{D}}$ sampled from distribution \mathcal{D} , thus we have $\hat{\mathcal{D}} = \cup_{k=1}^K \hat{\mathcal{D}}_k$.

Within algorithm FedAvg, for updating global model weight ω , the server simply combines the local model by taking the average of gradients from alls user as its gradient ω .

However, in fact, the data is always not independent and identical distributed (Non-IID), i.e., skewed label distribution, skewed feature distribution and skewed quality [33]. In the Non-IID scenario, the local models are a long way apart or have a large bias between the local models. Thus, straightly averaging the gradients of clients result in domain drift in the global model and updated global model performs substantially worse than some local models. An overview of this procedure is illustrated in the first two part of Figure 1.

Zhu *et al.* [16] proposed a approach named FedGen that utilized knowledge distillation (KD) for a lightweight generator to ensemble some feature-label pairs without directly accessing the local data. The generator is broadcasted to all local devices to deal with Non-IID data by yielding more artificial extracted feature, in other words, \mathcal{Z} , for training. Denote the generator as G_{θ} , parameterized by θ , whose objective is formulated below: $\min_{\theta} J(\theta) :=$

$$\mathbb{E}_{y \sim \hat{p}(y)} \mathbb{E}_{z \sim G_{\theta}(z|y)} \left[l \left(\sigma \left(\frac{1}{K} \sum_{k=1}^K g(z; \omega_k^p) \right), y \right) \right], \quad (5)$$

where $g(\cdot)$ is the logits output of the predictor h and σ is a non-linear activation applied to such logits to make $h(z; \omega^p) = \sigma(g(z; \omega^p))$. Here, we denote by $p(y)$ the ground-truth prior distribution of the target labels. Thus, we can replace it with its empirical approximation $\hat{p}(y) \propto \sum_k \mathbb{E}_{x \in \mathcal{D}_k} [I(c^*(x) = y)]$ where $I(\cdot)$ is an indicator function.

The generator create an induced distribution $\mathcal{Y} \rightarrow \mathcal{Z}$ over the latent space rather than feature space \mathcal{X} to alleviate certain privacy-related concerns, to some extent. As the induced distribution is based on global feature distribution, it prevents the Non-IID data for local training. The learned generator G_{θ} is broadcasted to all local users, so that they can obtain supplementary latent feature $z \sim G_{\theta}(\cdot | y)$. With this generate, the goal of the local model with parameter ω_k is

$$\min_{\omega_k} J(\omega_k) := \hat{\mathcal{L}}_k(\omega_k) + \hat{\mathbb{E}}_{y \sim \hat{p}(y), z \sim G_{\theta}(z|y)} [l(h(z; \omega_k^p), y)] \quad (6)$$

where $\hat{\mathcal{L}}_k(\omega_k)$ is the empirical risk given local data $\hat{\mathcal{D}}_k$ defined in Eqn. (4).

However, whatever FedAvg or FedGen, they update the model parameter whatever how good the local model is. For instance, as in Figure 1 (FedAvg Non-IID), model drift occurs under uneven distribution of classes, where models learn some classes quite fast resulting in underfitting of other labels. Other clients, like Figure 1 (FedAvg IID), absorb information consistently under IID data. When aggregated on server, weights are simply averaged resulting in biased ability in classification. Hence, they still convey the lagging learning information to the server for updating weight, where Non-IID data will cause weight drift. Algorithms with such characteristics are defined as synchronous FL approaches.

To prevent such issue, the algorithm must correct the heterogeneity for the balanced global optimality. Concretely, our core idea is to synchronize overall local model progress with global progress to avoid domain shift of local models and assign results of global learning assignments to local models to guide their learning progress. Therefore, the drifted part of training

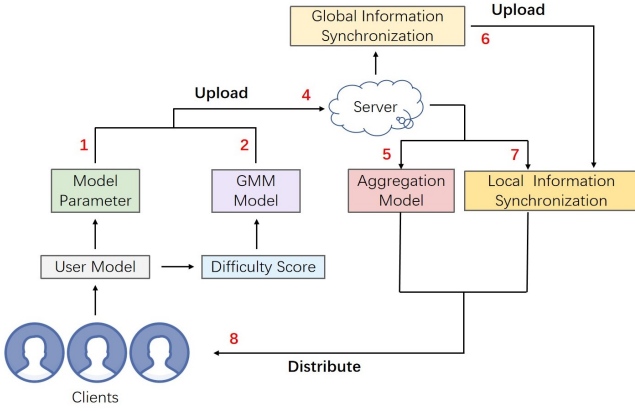


Fig. 2. Illustration of Federated Multi-phase Curriculum Learning.

will be ignored to prevent weight drift. Such algorithms are defined as asynchronous FL algorithms. Before aggregating the learning progress and broadcasting model to local users, the server measures the performances of local models based on global dataset and regularizes local models before the model drifts which is scoring their model training with learning progress consistent over the global space, enabling clients to have competitive global model performance. For example, shown in Figure 1 (synchronous Non-IID), the drift part of the second local model is cut during aggregation. Hence, online synchronization is embodied in the whole process. Besides, with the generator of FedGen, the model spends less time on learning complex training samples at the initial stage of training, demonstrating its power in improving the convergence rate.

IV. FEDCL: FEDERATED MULTI-PHASE CURRICULUM LEARNING

To address the weight drift issue in asynchronous FL approaches, we propose a multi-phase curriculum learning approach to deal with user heterogeneity synchronously. In this section, our proposed approach FedCL is elaborated. We first introduce the basic idea about CL approach that changes the local cost function and sets the difficulty level for data. After that, We will explain how to use generators to constrain and synchronise local training. Finally, we extend the approach to use local models for set synchronization strategy of updating weight of global model. The whole process shown in Figure 2.

Shown as Figure 2, our FedCL can be divided into two parts: the clients and the server. For the clients, on the one hand, the client uploads the model parameters of the main task. On the other hand, the course learning-based loss function is used to calculate the local difficulty score by user model, which is packaged by the gaussian mixture model (GMM) for privacy protection. Then the model parameters and GMM are uploaded to the server together. For the server, the server first performs the usual model aggregation. Then, the server samples each GMM model to obtain a global difficulty score and an approximate local difficulty score, which are used

to update the global information synchronization and local learning constraints. At last, it distributes aggregation model and local information synchronization to the clients.

Next, we will introduce our method in detail from three aspects: Curriculum Learning Objective, Generator with Difficulty Level and Synchronization Strategy.

A. Curriculum Learning Objective

We consider simple yet generic approach of task-agnostic confidence-aware CL loss function $\hat{C}L_{k,i}$ [34] for supervision by measuring the learning difficulty of the i^{th} piece of data in the k^{th} user, in order to access the learning progress of the k^{th} user. $\hat{C}L_{k,i}$ is made up of a loss-amplifying term and a regularization term controlled by the hyper-parameter: $\hat{C}L_{k,i}(\omega_k) =$

$$(l(h(f(x_{k,i}; \omega_k^f); \omega_k^p), c^*(x_{k,i})) - \tau) \sigma_{k,i} + \lambda (\log \sigma_{k,i})^2 \quad (7)$$

where $\sigma_{k,i}$ is an input confidence parameter which is learnable, l is the task loss, τ is a loss-based threshold that ideally distinguishes easy and hard samples, and λ is the hyper-parameter for a regularization term. In fact, τ is assigned empirically as average of the loss of the input data during training process. The formula is not only for the loss function of training process, but also determines the difficulty score. Compared with other loss functions, task-agnostic confidence-aware CL loss function has little constraint: the modified cross-entropy loss function [35] is designed for classification task and the introspection loss [36] only deals with retrieval task. Therefore, it prevents translation-variance during weight updating. Besides, $\hat{C}L_{k,i}$ have a multiplicative scaling behavior in order to deal with input losses of any model. Generalization is another advantage of the Eqn. (7), as it amounts to the input loss of a particular confidence coefficient $\sigma_{k,i}$. This formula can be applied to various tasks without influencing training process.

Therefore, in practice, Eqn. (3) can be written as with CL according to Eqn. (7) as follows:

$$\min_{\omega} \hat{C}L_{global}(\omega) := \frac{1}{K} \sum_{k=1}^K \hat{C}L_k(\omega), \quad (8)$$

where we have

$$\hat{C}L_k(\omega) := \frac{1}{|\hat{\mathcal{D}}_k|} \sum_{x_{k,i} \in \hat{\mathcal{D}}_k} \hat{C}L_{k,i}(\omega). \quad (9)$$

B. Generator with Difficulty Level

We attach an additional generative model for each client to better synchronize the difficulty level in global samples and to optimize the additional inductive bias of the local model due to sample hardness. Denote by the global generator G_{θ} . It performs an one-to-many mapping $c^{*-1} : \mathcal{Y} \rightarrow \mathcal{Z}$.

Denote an arbitrary target prediction as y , the distribution of difficulty level for global model on global dataset as Diff^y and that for the k^{th} client on corresponding dataset as Diff_k^y and Diff_k^y is sampled from Diff^y . For global training in synchronous FL algorithms, the distribution of data difficulty level from generator trained on global dataset is incongruous with local data difficulty level distribution, resulting in

quite high aggregated bias of global gradient and low global convergence speed. For local model, the difficulty distribution on corresponding task Diff_k^y is different from Diff_k^y , which is uncontrollable and results in inductive bias during aggregation. Therefore, we need to approximate the difficulty level distribution of generated data to that of \mathcal{D}_k where generator escorts local models in local learning tasks. In other words, the curriculum target *level* is added to the generator as a constrain for approximating Diff_k^y to *level*. Consequently, the difficulty level distribution of generated data and that of original data are almost the same:

$$\cup_{k=1}^K \text{Diff}_k^y \approx \cup_{k=1}^K \hat{\text{Diff}}_k^y \quad (10)$$

In practice, difficulty scores of local dataset are sampled from $\hat{\text{Diff}}_k^y$, i.e. $\{\hat{C}L_{k,i}\}_{i=1}^{n_k} \subset \hat{\text{Diff}}_k^y$. Hence, we use $\{\hat{C}L_{k,i}\}_{i=1}^{n_k}$ to approximate Diff_k^y .

Given y and *level* set by the server of the global learning task as mentioned in Section IV-C, the generator can output feature representations z from G_θ that induces ideal predictions from the user models. In other words, the generator is utilized to draw an induced image of a potential data distribution, which is consistent with the user data from a global view, without exposing private data to server. For the generator G_θ , we adopt a two-MLP layer network. For training, the generator is to optimize the following objective: $\min_\theta J(\theta) :=$

$$\mathbb{E}_{y \sim \hat{p}(y)} \mathbb{E}_{z \sim G_\theta(z|y, \text{level})} \left[l \left(\sigma \left(\frac{1}{K} \sum_{k=1}^K h(z; \omega_k^p) \right), y \right) \right]. \quad (11)$$

For $y \sim \hat{p}(y)$, it means sampling from approximate label distribution $\hat{p}(y)$. For $z \sim G_\theta(z|y, \text{level})$, to enable the diversified outputs, we introduce a noise vector $\epsilon \sim \mathcal{N}(0, I)$ to guarantee the stability and robustness of the model. Thus, we denote by

$$G_\theta(z|y, \text{level}) := G_\theta(z|y, \text{level}, \epsilon). \quad (12)$$

For $l(h(z; \omega_k^p), y)$, l is a non-negative and convex loss function, which is used to compare the prediction of the output of the generator with the original label. With the help of $\hat{C}L_{k,*}$, G_θ can correspond the generated fake samples to the curriculum requirements and learn the local data distribution faster. Within z , the logits representation of prediction of z is $h(z; \omega_k^p)$. The result of difficulty level calculation is $\hat{C}L_k(\omega_k|z) :=$

$$(l(h(z; \omega_k^p), y) - \tau) \sigma_k(z) + \lambda (\log \sigma_k(z))^2, \quad (13)$$

where $\sigma_k(z)$ is the input confidence parameter as $\omega_{k,i}$. For all generated feature representation z , it satisfies the equation following:

$$\sum_{z \sim G_\theta(z|y, \text{level})} \hat{C}L_k(\omega_k|z) - \text{level} = 0. \quad (14)$$

With the generator, the goal of the local model with parameter ω is $\min_{\omega_k} \hat{C}L'_k(\omega_k) :=$

$$\hat{C}L_k(\omega_k) + \hat{\mathbb{E}}_{y \sim \hat{p}(y), z \sim G_\theta(z|y, \text{level})} [l(h(z; \omega_k^p), y)]. \quad (15)$$

and the global objective is:

$$\min_{\omega} \hat{C}L'_{global}(\omega) := \frac{1}{K} \sum_{k=1}^K \hat{C}L'_k(\omega) \quad (16)$$

Last but not least, We need to comply with FL's privacy rules and are unable to use the original global dataset $\hat{\mathcal{D}}$. Thus, obtaining an approximate global dataset $\hat{\mathcal{D}}'$ is necessary. Theoretically, any continuous distribution can be approximated by using a finite number of the mixture of gaussian distributions [37]. Therefore, we assume that global dataset $\hat{\mathcal{D}}'$ follows a Gaussian distribution. The client estimates the virtual representation of the local Gaussian distribution by computing the mean and the covariance of features of the local dataset $\hat{\mathcal{D}}_k$. After that, the GMM will be gathered by the sever for sampling to obtain a approximate global dataset, as shown in Figure 2, without accessing true data samples and their features for privacy protection.

C. Synchronization Strategy

We design a synchronization strategy for asynchronous FL algorithm to become synchronous FL algorithm and synchronize overall local model progress with global progress. Specifically, we defined global information synchronization and local learning constraints strategies to solve the heterogeneity problems of data and model.

Global information synchronization: After local training, each client participating in this communication round needs to send the weight of model ω_k and difficulty scores $\hat{C}L_{k,i}$ to the server. The server aggregates an unbiased model base on local learning constraints, as shown in Figure 2. Specifically, we define the model that satisfies and unsatisfied the local learning constraints as M_f and M_l . For one-step gradient of weight ω , the loss function $\hat{C}L_{global}(\omega)$ using the ensemble wisdom from user models:

$$\hat{C}L''_{global}(\omega) := \frac{1}{K} \left[\sum_{k \in M_f} \hat{C}L'_k(\omega) + \sum_{k \in M_l} \hat{C}L'_k(\omega) \right] \quad (17)$$

The server averages the parameters in M_f and M_l to update global parameters.

Local learning constraints: We schedule local model learning constraints based on CL to reduce global aggregation bias and model drift. Specifically, The server sets the self-updating global learning multi-steps based on the $\hat{C}L_{*,*}$ global difficulty values and distributes local learning targets to clients. The local model M_l will be the frozen model as M_f after completing the learning objective to avoid local model drift and align other models global. Moreover, when the vast majority of clients have completed the local learning target, the server will proceed to the next learning step and unfreeze all models.

D. Algorithm Design

Our approach can extend any asynchronous FL to synchronous FL, which dramatically alleviates the heterogeneity problem under Non-IID data. The pseudo code of our proposed method is shown in Algorithm 1. For each round, the server

Algorithm 1: FedCL

```

1 Initialize: Tasks  $\{\mathcal{T}_k\}_{k=1}^K$ ;
2 Global parameter  $\omega$  of objective model;
3 Local parameters  $\{\omega_k\}_{k=1}^K$ ;
4 Generator parameter  $\theta$ ,  $\hat{p}(y)$  uniformly initialized;
5  $\tau$  for difficulty evaluation;
6 Local maximum steps  $T$  and batch size  $B$ ;
7 repeat
8   server select active users  $\mathcal{A}$  uniformly at random,
   then broadcast  $\omega$ ,  $\theta$  and  $\hat{p}(y)$  to  $\mathcal{A}$ ;
9   foreach  $level \in \text{Difficulties}$  do
10     loop: for all user  $k \in \mathcal{A}$  in parallel do do
11        $\omega_k \leftarrow \omega$ ;
12       for  $t = 1$  to  $T$  do
13          $\{x_i, y_i\}_{i=1}^B \sim \mathcal{D}_k$ ;
14          $\{z_i \sim G_\theta(\cdot | y_i, level), y_i \sim \hat{p}(y)\}_{i=1}^B$ ;
15          $\omega_k \leftarrow$ 
            $\omega_k - \beta \nabla_{\omega_k} \hat{C}L'_k(\omega_k)$  as in Eqn. (15);
16         Calculate difficulty score  $\{\hat{C}L_{k,i}\}_{i=1}^B$ ;
17         User sends  $\omega_k$  and  $\{\hat{C}L_{k,i}\}_{i=1}^B$  to
           server;
18   Server uses  $\hat{C}L_{k,i}$  on global model to determine
   when to freeze the local model with parameter
    $\omega_k$ ;
19   Update  $\omega \leftarrow \omega - \alpha \nabla_{\omega} \hat{C}L''_{global}(\omega)$  as in Eqn.
   (17);
20    $\theta \leftarrow \theta - \alpha \nabla_{\theta} J(\theta)$  as in Eqn. (11);
21   if Local information synchronization then
22     Continue;
23   else
24     Go to loop;
25   Update Global information synchronization
26 until training stop;

```

sends the aggregated model, parameters of the generator, and the random initiated label in uniform distribution to clients. With a difficulty level determined by the main server, each client trains its local model based on original data with specific difficulty level and those generated data. In one epoch, each client sends its weight and estimated difficulty score from a local perspective to the server. Next, the algorithm averages the parameters of those chosen models on global data to update the global model, followed by updating data generator. After all local models learn the information of that difficulty level, the algorithm will move to the next round.

For ease of understanding, we simplify the uploaded GMM model as a direct transfer of local curriculum learning score. The main server samples score from each uploaded GMM model to acquire an estimated local difficulty level, which are utilized to judge the level for corresponding client's curriculum learning-based training strategy, updating the global information synchronization by determining whether to go on for the next difficulty level for more information. In short, We iteratively train each user's generator model G_θ by

TABLE I
THE CONFIGURATIONS FOR EXPERIMENTS

| Approach | Hyperparameter | Value |
|--------------------------------------|--------------------------------|---------------|
| Shared Parameters | Learning Rate | 0.01 |
| | Optimizer | SGD |
| | Local Update Steps | 20 |
| | Batch Size | 32 |
| | CELEBA Communication rounds | 100 |
| | Other's Communication rounds | 200 |
| | # of total users | 20 |
| | # of active users | 10 |
| FEDGEN & FEDCL Shared Parameters | Generator Optimizer | adam |
| | Generator learning rate | 10^{-4} |
| | Generator inference size | 128 |
| | User distillation batch size | 32 |
| FEDCL CL Settings | Curriculum Completed Threshold | 80% |
| | Learning levels of CL | [0.3,0.6,0.9] |
| FEDDISTILL & FEDDISTILL ⁺ | Distillation Coefficient | 0.1 |
| FEDPROX | Proximal Coefficient | 0.1 |

using local dataset \mathcal{D}_k , and upload the approximate difficulty score $\{\hat{C}L_{k,i}\}_{i=1}^B$ and local model weight ω_k to the server. Meanwhile, the server updates the global information policy according to the local information policy, and then distributes it to the target learning policy of each model.

V. EXPERIMENTS

In this section, we empirically verify the effectiveness of FedCL. All experiments are conducted on a machine with Intel Xeon CPU (4 GHz, 96cores), 376 GB of DDR4 RAM, Nvidia Tesla V100-SXM2 with 32-GB HBM2 memory and CUDA 11.6, running on Ubuntu 20.04.3. We summarize the setup of our experiment in Section V-A. First of all, FedCL is compared with six state-of-the-art approaches including FedAvg [1], FedEnsemble [13], FedGen [16], FedProx [12], FedDistill [15], and FedDistill⁺ [16]. Furthermore, all experiments are conducted on three datasets including MNIST [38], CELEBA [39], and EMNIST [40] with different setting parameters. In section V-B, we show the visualization of measurement in training process, experiment result and its analysis. At the end of this section, ablation studies are conducted to verify the robustness of our algorithm. The source code can be found in https://github.com/MingjieWang0606/FedCL_Pubic/.

A. Experimental Setup

1) *Datasets*: We use real-world datasets to thoroughly evaluate the performance of the proposed model, which are MNIST [38] (a training set of 60,000 examples and a test set of 10,000 examples), CELEBA [39] (202,599 number of face images with 40 attribute annotations) and EMNIST [40] (a training set of 697,932 examples and a test set of 116,323 examples). As the suggestion of Zhu *et al.* [16], MNIST and EMNIST are both used for character and digit image classifications. CELEBA consists of celebrity faces, which used for binary-classification task learning like predicting whether celebrities in photos are smiling.

TABLE II
PERFORMANCE OVERVIEW UNDER DIFFERENT DATA HETEROGENEITY SETTINGS.

| Top-1 Test Accuracy | | | | | | | |
|---------------------|-----------------|------------------|------------------|------------------|------------------|------------------|----------------------------------|
| Dataset | Setting | FEDAVG | FEDPROX | FEDENSEMBLE | FEDDISTILL | FEDGEN | FEDCL |
| CELEBA | $r = 5/10$ | 86.85 \pm 0.43 | 87.34 \pm 0.43 | 87.94 \pm 0.31 | 76.73 \pm 1.21 | 89.45 \pm 0.38 | 90.65\pm0.42 |
| | $r = 5/25$ | 89.19 \pm 0.24 | 88.69 \pm 0.22 | 90.13 \pm 0.28 | 75.11 \pm 1.62 | 89.26 \pm 0.42 | 90.83\pm0.61 |
| | $r = 10/25$ | 89.07 \pm 0.18 | 88.98 \pm 0.37 | 90.04 \pm 0.21 | 75.91 \pm 1.19 | 90.27 \pm 0.44 | 91.58\pm0.64 |
| MNIST | $\alpha = 0.05$ | 86.92 \pm 1.56 | 86.73 \pm 1.97 | 89.05 \pm 1.04 | 71.84 \pm 1.46 | 90.04 \pm 0.68 | 91.47\pm0.81 |
| | $\alpha = 0.1$ | 91.13 \pm 0.84 | 90.69 \pm 0.99 | 91.60 \pm 0.56 | 58.03 \pm 0.78 | 95.86 \pm 0.05 | 96.03\pm0.12 |
| | $\alpha = 1$ | 94.73 \pm 0.49 | 94.40 \pm 0.37 | 94.77 \pm 0.49 | 86.92 \pm 1.56 | 97.36 \pm 0.14 | 97.56\pm0.02 |
| | $\alpha = 10$ | 95.03 \pm 0.51 | 94.81 \pm 0.50 | 94.98 \pm 0.52 | 86.73 \pm 1.97 | 97.52 \pm 0.04 | 97.62\pm0.03 |
| EMNIST $T = 20$ | $\alpha = 0.05$ | 63.00 \pm 1.06 | 62.75 \pm 0.44 | 64.52 \pm 0.87 | 47.13 \pm 0.14 | 71.98 \pm 1.01 | 73.65\pm1.23 |
| | $\alpha = 0.1$ | 73.65 \pm 1.23 | 68.55 \pm 0.87 | 69.72 \pm 0.72 | 45.84 \pm 0.23 | 76.05 \pm 0.22 | 78.06\pm1.25 |
| | $\alpha = 1$ | 78.08 \pm 0.41 | 77.28 \pm 0.54 | 78.34 \pm 0.41 | 56.12 \pm 0.36 | 82.81 \pm 0.05 | 84.21\pm0.15 |
| | $\alpha = 10$ | 77.81 \pm 0.11 | 77.03 \pm 0.04 | 77.83 \pm 0.03 | 46.34 \pm 0.11 | 82.71 \pm 0.09 | 83.88\pm0.29 |
| EMNIST $T = 40$ | $\alpha = 0.05$ | 68.72 \pm 0.60 | 66.85 \pm 0.57 | 69.57 \pm 0.63 | 49.32 \pm 0.13 | 72.29 \pm 1.27 | 74.91\pm2.55 |
| | $\alpha = 0.1$ | 75.18 \pm 0.54 | 74.05 \pm 0.82 | 75.92 \pm 0.67 | 48.23 \pm 0.42 | 77.43 \pm 0.54 | 79.25\pm1.53 |
| | $\alpha = 1$ | 83.79 \pm 0.30 | 83.22 \pm 0.22 | 82.91 \pm 0.15 | 56.83 \pm 0.53 | 84.01 \pm 0.14 | 84.77\pm0.18 |
| | $\alpha = 10$ | 83.47 \pm 0.20 | 82.91 \pm 0.15 | 83.62 \pm 0.15 | 48.67 \pm 0.53 | 84.24 \pm 0.27 | 84.77\pm0.18 |

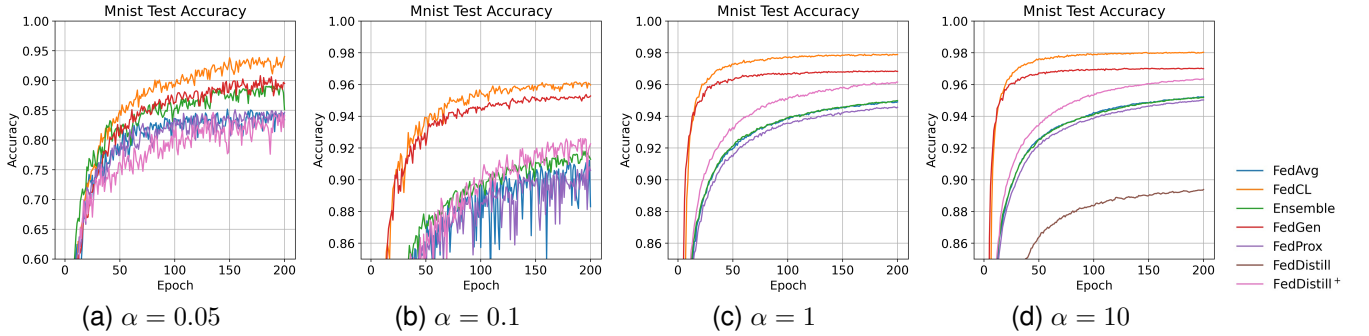


Fig. 3. Performance curves on MNIST dataset where a smaller α means larger data heterogeneity.

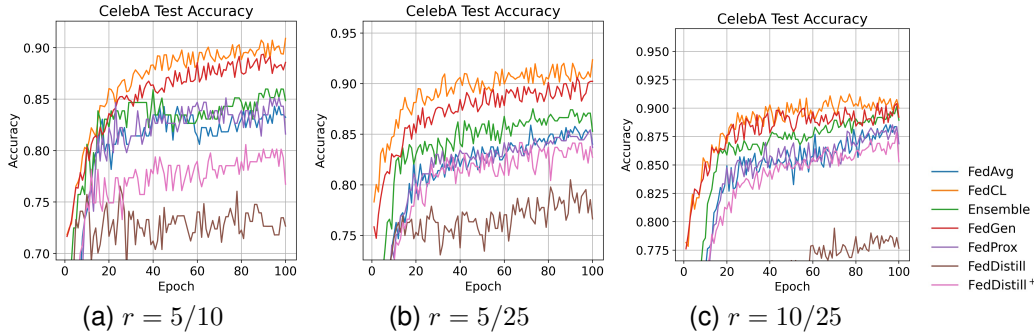


Fig. 4. Performance Curves on CELEBA Dataset

2) *Baselines*: We demonstrate the efficiency and effectiveness of FedCL through comparing with other baselines.

First of all, FedAvg [1] is an aggregated model that averages the parameter of distributed local user model iteratively. In

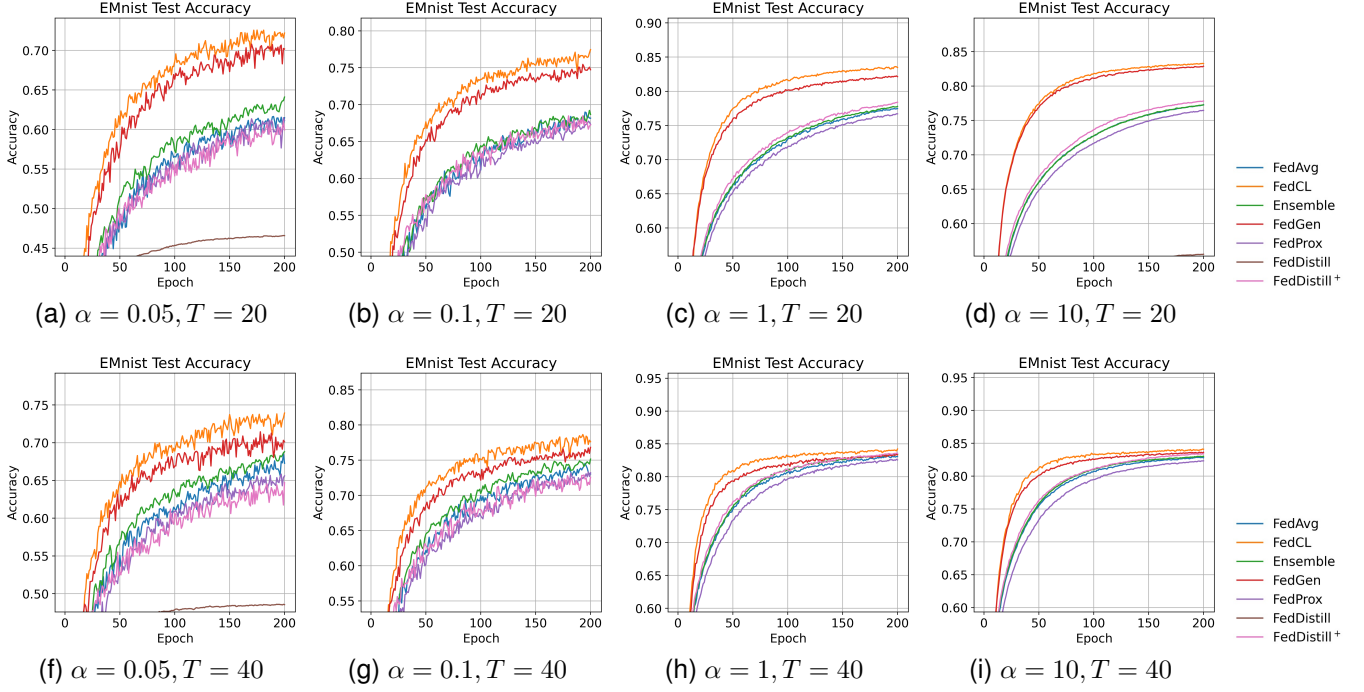


Fig. 5. Performance curves on EMNIST dataset, under different data heterogeneity and communication frequencies.

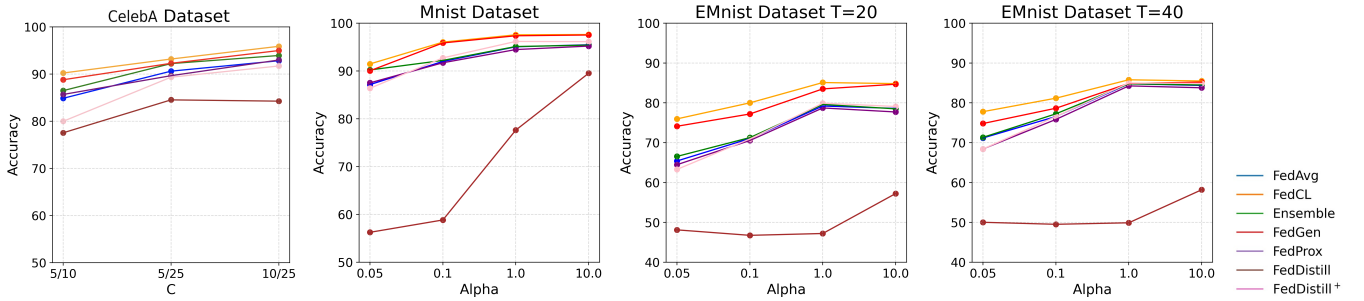


Fig. 6. Visualized performance with respect to data heterogeneity, data distributions where smaller α indicates higher data heterogeneity.

detail, FedAvg randomly selects some users for sampling to replace the non-sampled users with the current global model by averaging the gradient updates of these users to form a global update. FedEnsemble [13] is an extension of FedAvg to ensemble all user models' prediction output by bringing model ensembling to FL. Specifically, it utilizes random permutations to update a group of models and then obtains predictions through model ensembling by averaging. In addition, FedGen [16] tackles heterogeneity in FL with knowledge distillation. The advantage of FedGen is that the knowledge distilled into the user model rather than the global model, so the distilled knowledge can directly adjust users' learning through distribution matching in the potential space. FedProx [12] uses a proximal term in the objective function for stabilization, which improves the robustness by regularizing the local model training. It solves the problem of systematic and statistical heterogeneity inherent. Finally, FedDistill [15] is a approach of data-free knowledge distillation, which shares the average of logit-vectors of label among users. FedDistill enjoys the

robustness of Bayesian model ensemble in aggregating users' predictions. However, the model parameters and results in its performance drop compared to other baselines. For comparison, FedDistill+ [16] is used to share both network parameters and the logit-vectors of label among users on average.

3) *Training settings*: We train and test for all datasets by approaches with same setting parameters. Hyperparameter configurations of the experiment are shown in Table I. For shared parameters of all models, 200 global communication rounds are performed except for CELEBA and 20 user models are appointed, with the active-user ratio r being 50%. Within the batch size being 32 and the local updating step T being 20, we adopt the learning rate $r = 0.01$ and stochastic gradient descent (SGD) as the optimizer. For FedGen and FedCL, the optimizer for their generator is approach Adam and learning rate is 10^{-4} . As FedDistill and FedDistill+ both share the data of the logit-vector outputs of the user models for knowledge distillation, the distillation coefficient is 0.1. FedProx has a proximal term whose coefficient is 0.1 in loss function. All of the above are implemented using PyTorch [41].

TABLE III
THE NUMBER OF ROUNDS OF DIFFERENT APPROACHES TO ACHIEVE THE SAME ACCURACY AS RUNNING FEDAVG FOR 200 ROUNDS (MNIST & EMNIST) OR 100 ROUNDS (CELEBA).

| Top-1 Test Accuracy | | | | | | | |
|---------------------|-----------------|--------|---------|-------------|------------|--------|-----------|
| Dataset | Approach | FEDAVG | FEDPROX | FEDENSEMBLE | FEDDISTILL | FEDGEN | FEDCL |
| CELEBA | $r = 5/10$ | 100 | 23 | 17 | \ | 20 | 18 |
| | $r = 5/25$ | 100 | 58 | 16 | \ | 15 | 17 |
| | $r = 10/25$ | 100 | 37 | 22 | \ | 19 | 16 |
| MNIST | $\alpha = 0.05$ | 200 | 58 | 37 | \ | 46 | 41 |
| | $\alpha = 0.1$ | 200 | 73 | 66 | \ | 24 | 22 |
| | $\alpha = 1$ | 200 | \ | 194 | \ | 18 | 16 |
| | $\alpha = 10$ | 200 | \ | \ | \ | 9 | 8 |
| EMNIST $T = 20$ | $\alpha = 0.05$ | 200 | 173 | 143 | \ | 58 | 43 |
| | $\alpha = 0.1$ | 200 | \ | 162 | \ | 64 | 50 |
| | $\alpha = 1$ | 200 | \ | 187 | \ | 58 | 46 |
| | $\alpha = 10$ | 200 | \ | \ | \ | 48 | 43 |
| EMNIST $T = 40$ | $\alpha = 0.05$ | 200 | \ | 162 | \ | 79 | 65 |
| | $\alpha = 0.1$ | 200 | 197 | 126 | \ | 76 | 63 |
| | $\alpha = 1$ | 200 | \ | 177 | \ | 154 | 82 |
| | $\alpha = 10$ | 200 | \ | 179 | \ | 81 | 67 |

B. Experimental Results

1) *Accuracy and Analysis:* The data generator is a multi-layer perceptron based on a noise vector ϵ and a one-hot vector y which as the input, the output is a feature representation. The deep learning model is regarded as a classifier and the last layer is the predictor [1]. For training, half of the training datasets are distributed to users and all testing datasets are for performance evaluation. Furthermore, we take diversity loss into consideration to increase the diversity of the generator output. The learning curves trained on the MNIST, CELEBA, and EMNIST datasets are shown in Figure 3, 4 and 5.

Table II lists the top-1 test accuracy of all approaches with the above default setting on MNIST, EMNIST, and CELEBA datasets. In these four datasets, FedCL is the best performer and 0.2% above the left baseline at least. The accuracy of FedGen is lower than that of FedCL, but it still gives better results than FedAvg.

2) *Data Heterogeneity:* For heterogeneity exploration, we utilize dirichlet distribution $\text{Dir}(\alpha)$ to model Non-IID data distributions where smaller α indicates higher data heterogeneity to make the distribution of $p_k(y)$ more biased for a user k of MNIST and EMNIST, based on prior works [42]. In other words, the larger the α bring the greater the difference lies in the distribution of labels for each client. The Figure 3 shows the effect of adopting different α and different training baselines on the statistical heterogeneity for

the MNIST dataset. For CELEBA whose data is originally Non-IID, r denotes the ratio of active users in total users and T is the local training step.

FedCL and FedGen are two approaches that are robust enough to face different levels of user heterogeneity while consistently performs well from Figure 6. In Figure 3, which show that the data distribution is more heterogeneous and the gain of FedCL is more notable with a smaller α . The reason why FedCL performed the best is that it takes robustness to heterogeneity by evaluating the model-aware difficulty of data, which aggregates the models before model drifts. On the one hand, the strength of FedCL and FedGen is induced from the knowledge distilled to current users, which reduce the difference of latent distributions across users. In contrast, FedAvg and FedProx cannot obtain shared information, and the curve of FedDistill drops dramatically for knowledge distillation. These results verify the importance of parameter sharing, which means it is quite vulnerable to data heterogeneities. On the other hand, the generator of FedCL is better than that of FedGen. Therefore, FedEnsemble only ensembles the predictions from user models which is a little lower than FedGen and FedCL.

3) *Learning Efficiency:* For learning efficiency, FedCL has the most rapid learning speed to reach a optimized performance and performs better than other baselines. FedGen is lower than FedCL that for each local user directly benefits

TABLE IV
PERFORMANCE OVERVIEW UNDER DIFFERENT THRESHOLD FOR MOVING
TO NEXT DIFFICULTY LEVEL

| Performance w.r.t. different P-Threshold on EMNIST $T = 20$ $\alpha = 0.1$ | | | | |
|---|------------------------|------------------|------------------|------------------|
| P-Value | 60 | 70 | 80 | 90 |
| Accuracy | FedCL=78.06 \pm 1.25 | | | |
| FEDCL | 78.02 \pm 0.75 | 77.68 \pm 0.85 | 78.06 \pm 1.25 | 77.55 \pm 0.61 |

TABLE V
PERFORMANCE OVERVIEW UNDER DIFFERENT DIFFICULTY LEVEL
DIVISION

| Performance w.r.t. different Stage-num on EMNIST $T = 20$ $\alpha = 0.1$ | | | | |
|---|------------------------|------------------|------------------|------------------|
| Stage-num | 2 | 3 | 4 | 5 |
| Accuracy | FedCL=78.06 \pm 1.25 | | | |
| FEDCL | 78.05 \pm 1.22 | 78.01 \pm 0.73 | 78.06 \pm 1.25 | 77.61 \pm 0.93 |

from learned knowledge. From Table III, compared with FedGen, FedCL reduced 4.3 Rounds on CELEBA and 2.5 rounds on MNIST on average. The average reduction was 11.5 rounds on EMNIST with $T = 20$ and 28.25 rounds on EMNIST with $T = 40$. Thus, our model is robust against different levels of communication delays, but the accuracy that FedCL outperforms over FedGen varies among datasets, in other words, dependent on the dataset distribution. For other approaches, the trends of them are consistently underperformed FedCL by a remarkable margin, which is more significant with high data heterogeneity. Therefore, FedCL not only processes a fast convergence but also has less communication workload when given a wise parameter sharing strategy. Our approach can directly benefit every local user with learned knowledge, being more explicit and consistent.

4) *Ablation experiments*: Extended analysis has indicated that FedCL is robust across different threshold for curriculum satisfaction. As shown in Table V, our default threshold is 80% that means when there are over 80 percent of clients with over 80 percent data finishing corresponding curriculum, the training process will move to next difficulty level. In table IV, the performance of FedCL is measured under different threshold of 60, 70, 80 and 90 and it outperforms FedGen for all four situations by over at least 1.5% of accuracy.

Besides, we explored different numbers of difficulty level settings in Table V. In Table IV, there are three steps set as default. For example, the difficulty level will move from 0.3 to 0.6 and 0.9. For other numbers of steps, it can be deduced by analogy. For step numbers shown in Table IV, FedCL outperforms FedGen overall by over at least 1.5% of accuracy. Therefore, compared with FedGen, FedCL has stronger generalization ability.

VI. CONCLUSION AND FUTURE WORK

This paper proposes a practical and effective approach of FedCL to improve the performance of federated deep learning models on Non-IID datasets. FedCL introduces a new

learning concept, i.e., synchronous FL, based on the learning progress of the model that is capable of handling heterogeneity problems and alleviating model drift. Extensive experiments on four benchmarks show that our proposed approach can benefit FL with better generalization performance using fewer communication rounds, compared with the state-of-the-art. Studies related to the detailed trade-off analysis of privacy and utility based on synchronous FL and integration of the learning progress of the model for guaranteed data privacy are left for future works.

ACKNOWLEDGEMENTS

This work was supported in part by the Guangdong Key Lab of AI and Multi-modal Data Processing, BNU-HKBU United International College (UIC) under Grant No. 2020KSYS007 and Computer Science Grant No. UICR0400025-21; the National Natural Science Foundation of China (NSFC) under Grant No. 61872239 and No. 62202055; the Institute of Artificial Intelligence and Future Networks, Beijing Normal University; the Zhuhai Science-Tech Innovation Bureau under Grants No. ZH22017001210119PWC and No. 28712217900001; and the Interdisciplinary Intelligence Supercomputer Center of Beijing Normal University (Zhuhai).

REFERENCES

- [1] B. McMahan, E. Moore, D. Ramage, S. Hampson, and B. A. y Arcas, "Communication-efficient learning of deep networks from decentralized data," in *Artif. Intell. Statistics*. PMLR, 2017, pp. 1273–1282.
- [2] W. Zhang, X. Li, H. Ma, Z. Luo, and X. Li, "Federated learning for machinery fault diagnosis with dynamic validation and self-supervision," *Knowl. Based Syst.*, vol. 213, p. 106679, 2021.
- [3] W. Y. B. Lim, J. Huang, Z. Xiong, J. Kang, D. Niyato, X.-S. Hua, C. Leung, and C. Miao, "Towards federated learning in uav-enabled internet of vehicles: A multi-dimensional contract-matching approach," *IEEE Trans. Intell. Transp. Syst.*, vol. 22, no. 8, pp. 5140–5154, 2021.
- [4] J. Li, Y. Meng, L. Ma, S. Du, H. Zhu, Q. Pei, and X. Shen, "A federated learning based privacy-preserving smart healthcare system," *IEEE Trans. Ind. Informatics*, vol. 18, no. 3, 2021.
- [5] A. Khaled, K. Mishchenko, and P. Richtárik, "Tighter theory for local sgd on identical and heterogeneous data," in *Int. Conf. Artif. Intell. Statistics (AISTATS)*. PMLR, 2020, pp. 4519–4529.
- [6] G. Lee, Y. Shin, M. Jeong, and S.-Y. Yun, "Preservation of the global knowledge by not-true self knowledge distillation in federated learning," *arXiv preprint arXiv:2106.03097*, 2021.
- [7] T.-M. H. Hsu, H. Qi, and M. Brown, "Measuring the effects of non-identical data distribution for federated visual classification," *arXiv preprint arXiv:1909.06335*, 2019.
- [8] L. Gao, H. Fu, L. Li, Y. Chen, M. Xu, and C.-Z. Xu, "Feddc: Federated learning with non-iid data via local drift decoupling and correction," in *Proc. IEEE/CVF Conf. Comput. Vis. Pattern Recog. (CVPR)*, June 2022, pp. 10 112–10 121.
- [9] L. Yang, J. Huang, W. Lin, and J. Cao, "Personalized federated learning on non-iid data via group-based meta-learning," *ACM Trans. Knowl. Discov. Data*, 2022.
- [10] Y. Deng, F. Lyu, J. Ren, Y.-C. Chen, P. Yang, Y. Zhou, and Y. Zhang, "Improving federated learning with quality-aware user incentive and auto-weighted model aggregation," *IEEE Trans. Parallel Distrib. Syst.*, vol. 33, no. 12, pp. 4515–4529, 2022.
- [11] H. Wu and P. Wang, "Fast-convergent federated learning with adaptive weighting," *IEEE Trans. Cogn. Commun. Netw.*, vol. 7, no. 4, pp. 1078–1088, 2021.
- [12] T. Li, A. K. Sahu, M. Zaheer, M. Sanjabi, A. Talwalkar, and V. Smith, "Federated optimization in heterogeneous networks," *Proc. Mach. Learn. Syst.*, vol. 2, pp. 429–450, 2020.
- [13] N. Shi, F. Lai, R. A. Kontar, and M. Chowdhury, "Fed-ensemble: Improving generalization through model ensembling in federated learning," *arXiv preprint arXiv:2107.10663*, 2021.

[14] L. Zhang, L. Shen, L. Ding, D. Tao, and L.-Y. Duan, "Fine-tuning global model via data-free knowledge distillation for non-iid federated learning," in *2022 IEEE/CVF Conf. Comput. Vis. Pattern Recog. (CVPR)*, 2022, pp. 10 164–10 173.

[15] D. Jiang, C. Shan, and Z. Zhang, "Federated learning algorithm based on knowledge distillation," in *2020 Int. Conf. Artif. Intell. Comput. Eng. (ICAICE)*.

[16] Z. Zhu, J. Hong, and J. Zhou, "Data-free knowledge distillation for heterogeneous federated learning," in *International Conference on Machine Learning*. PMLR, 2021, pp. 12 878–12 889.

[17] Y. Xiao, J. Shu, X. Jia, and H. Huang, "Clustered federated multi-task learning with non-iid data," in *2021 IEEE 27th Int. Conf. Parallel Distrib. Syst. (ICPADS)*, 2021, pp. 50–57.

[18] C. He, E. Ceyani, K. Balasubramanian, M. Annavaram, and S. Avestimehr, "Spreadgnn: Decentralized multi-task federated learning for graph neural networks on molecular data," in *Proc. AAAI Conf. Artif. Intell.*, 2022.

[19] A. Khaled, K. Mishchenko, and P. Richtarik, "Tighter theory for local sgd on identical and heterogeneous data," in *Proc. 23th Int. Conf. Artif. Intell. Statistics*, ser. Proc. Mach. Learn. Research, vol. 108. PMLR, 26–28 Aug 2020, pp. 4519–4529.

[20] S. P. Singh and M. Jaggi, "Model fusion via optimal transport," *Advances in Neural Information Processing Systems*, vol. 33, pp. 22 045–22 055, 2020.

[21] Y. Bengio, J. Louradour, R. Collobert, and J. Weston, "Curriculum learning," in *Proc. 26th Annu. Int. Conf. Mach. Learn.*, 2009, pp. 41–48.

[22] S. Basu and J. Christensen, "Teaching classification boundaries to humans," *Proc. AAAI Conf. Artif. Intell.*, vol. 27, no. 1, pp. 109–115, Jun. 2013.

[23] A. Graves, M. G. Bellemare, J. Menick, R. Munos, and K. Kavukcuoglu, "Automated curriculum learning for neural networks," in *Int. Conf. Mach. Learn.* PMLR, 2017, pp. 1311–1320.

[24] G. Hacohen and D. Weinshall, "On the power of curriculum learning in training deep networks," in *Int. Conf. Mach. Learn.* PMLR, 2019, pp. 2535–2544.

[25] L. Jiang, D. Meng, Q. Zhao, S. Shan, and A. G. Hauptmann, "Self-paced curriculum learning," in *29th AAAI Conf. Artif. Intell.*, 2015.

[26] M. Kumar, B. Packer, and D. Koller, "Self-paced learning for latent variable models," *Adv. Neural Inf. Process. Syst.*, vol. 23, 2010.

[27] A. Katharopoulos and F. Fleuret, "Not all samples are created equal: Deep learning with importance sampling," in *Int. Conf. Mach. Learn.* PMLR, 2018, pp. 2525–2534.

[28] L. Jiang, Z. Zhou, T. Leung, L.-J. Li, and L. Fei-Fei, "Mentornet: Learning data-driven curriculum for very deep neural networks on corrupted labels," in *Int. Conf. Mach. Learn.* PMLR, 2018, pp. 2304–2313.

[29] S. Basu and J. Christensen, "Teaching classification boundaries to humans," in *Proc. AAAI Conf. Artif. Intell.*, vol. 27, no. 1, 2013, pp. 109–115.

[30] F. Sattler, K.-R. Müller, and W. Samek, "Clustered federated learning: Model-agnostic distributed multitask optimization under privacy constraints," *IEEE Trans. Neural Netw. Learn. Syst.*, vol. 32, no. 8, pp. 3710–3722, 2020.

[31] T. Zhou, S. Wang, and J. Bilmes, "Curriculum learning by optimizing learning dynamics," in *Int. Conf. Artif. Intell. Statistics (AISTATS)*. PMLR, 2021, pp. 433–441.

[32] L. Yang, Y. Shen, Y. Mao, and L. Cai, "Hybrid curriculum learning for emotion recognition in conversation," in *Proc. AAAI Conf. Artif. Intell.*, vol. 36, no. 10, 2022, pp. 11 595–11 603.

[33] Q. Li, Y. Diao, Q. Chen, and B. He, "Federated Learning on Non-IID Data Silos: An Experimental Study," *arXiv e-prints*, p. arXiv:2102.02079, Feb. 2021.

[34] T. Castells, P. Weinzaepfel, and J. Revaud, "Superloss: A generic loss for robust curriculum learning," *Advances in Neural Information Processing Systems*, vol. 33, pp. 4308–4319, 2020.

[35] S. Saxena, O. Tuzel, and D. DeCoste, "Data parameters: A new family of parameters for learning a differentiable curriculum," *Adv. Neural Inf. Process. Syst.*, vol. 32, 2019.

[36] A. Kendall, Y. Gal, and R. Cipolla, "Multi-task learning using uncertainty to weigh losses for scene geometry and semantics," in *Proc. IEEE Conf. Comput. Vis. Pattern Recog.*, 2018, pp. 7482–7491.

[37] B. G. Lindsay, "Mixture models: theory, geometry, and applications." Ims, 1995.

[38] L. Deng, "The mnist database of handwritten digit images for machine learning research," *IEEE Signal Process. Magazine*, vol. 29, no. 6, pp. 141–142, 2012.

[39] Z. Liu, P. Luo, X. Wang, and X. Tang, "Deep learning face attributes in the wild," in *Proceedings of the IEEE international conference on computer vision*, 2015, pp. 3730–3738.


[40] G. Cohen, S. Afshar, J. Tapson, and A. Van Schaik, "Emnist: Extending mnist to handwritten letters," in *2017 IEEE Int. Joint. Conf. Neural Netw. (IJCNN)*. IEEE, 2017, pp. 2921–2926.

[41] A. Paszke, S. Gross, F. Massa, A. Lerer, J. Bradbury, G. Chanan, T. Killeen, Z. Lin, N. Gimelshein, L. Antiga *et al.*, "Pytorch: An imperative style, high-performance deep learning library," *Adv. Neural Inf. Process. Syst.*, vol. 32, 2019.

[42] T. Lin, L. Kong, S. U. Stich, and M. Jaggi, "Ensemble distillation for robust model fusion in federated learning," *Adv. Neural Inf. Process. Syst.*, vol. 33, pp. 2351–2363, 2020.



Mingjie Wang received the B.S. degree from Department of Computer Science and Technology, Longdong University, China, in 2021 and is currently a M.Phil. candidate in Department of Data Science and Technology, BNU-HKBU United International College (UIC). His current research interests include Time-Series, NLP, Machine Learning and Deep Learning.



Jianxiong Guo received his Ph.D. degree from the Department of Computer Science, University of Texas at Dallas, Richardson, TX, USA, in 2021, and his B.E. degree from the School of Chemistry and Chemical Engineering, South China University of Technology, Guangzhou, China, in 2015. He is currently an Assistant Professor with the Advanced Institute of Natural Sciences, Beijing Normal University, and also with the Guangdong Key Lab of AI and Multi-Modal Data Processing, BNU-HKBU United International College, Zhuhai, China. He is a member of IEEE/ACM/CCF. He has published more than 40 peer-reviewed papers and been the reviewer for many famous international journals/conferences. His research interests include social networks, wireless sensor networks, combinatorial optimization, and machine learning.



Weijia Jia is currently a Chair Professor, Director of BNU-UIC Institute of Artificial Intelligence and Future Networks, Beijing Normal University (Zhuhai) and VP for Research of BNU-HKBU United International College (UIC) and has been the Zhiyuan Chair Professor of Shanghai Jiao Tong University, China. He was the Chair Professor and the Deputy Director of State Key Laboratory of Internet of Things for Smart City at the University of Macau. He received BSc/MSc from Center South University, China in 82/84 and Master of Applied Sci./PhD from Polytechnic Faculty of Mons, Belgium in 92/93, respectively, all in computer science. For 93–95, he joined German National Research Center for Information Science (GMD) in Bonn (St. Augustine) as a research fellow. From 95–13, he worked in City University of Hong Kong as a professor. His contributions have been recognized as optimal network routing and deployment; anycast and QoS routing, sensors networking, AI (knowledge relation extractions; NLP etc.) and edge computing. He has over 600 publications in the prestige international journals/conferences and research books and book chapters. He has received the best product awards from the International Science & Tech. Expo (Shenzhen) in 2011/2012 and the 1st Prize of Scientific Research Awards from the Ministry of Education of China in 2017 (list 2). He has served as area editor for various prestige international journals, chair and PC members/keynote speaker for many top international conferences. He is the Fellow of IEEE and the Distinguished Member of CCF.