

# Exact and Heuristic Algorithms for the Domination Problem

Ernesto Parra Inza<sup>1</sup>, Nodari Vakhania<sup>1,\*</sup>, José María Sigarreta Almira<sup>2</sup>, Frank Angel Hernández Mira<sup>3</sup>

---

## Abstract

In a simple connected graph  $G = (V, E)$ , a subset of vertices  $S \subseteq V$  is a dominating set if any vertex  $v \in V \setminus S$  is adjacent to some vertex  $x$  from this subset. A number of real-life problems can be modeled using this problem which is known to be among the difficult NP-hard problems in its class. We formulate the problem as an integer linear program (ILP) and compare the performance with the two earlier existing exact state-of-the-art algorithms and exact implicit enumeration and heuristic algorithms that we propose here. Our exact algorithm was able to find optimal solutions much faster than ILP and the above two exact algorithms for middle-dense instances. For graphs with a considerable size, our heuristic algorithm was much faster than both, ILP and our exact algorithm. It found an optimal solution for more than half of the tested instances, whereas it improved the earlier known state-of-the-art solutions for almost all the tested benchmark instances. Among the instances where the optimum was not found, it gave an average approximation error of 1.18.

*Keywords:* graph theory, dominating set, enumeration algorithm, heuristic, time complexity, combination optimization

*2010 MSC:* 05-04, 05A15, 05C69

---

\*Corresponding author

*Email addresses:* [eparraainza@gmail.com](mailto:eparraainza@gmail.com) (Ernesto Parra Inza), [nodari@uaem.mx](mailto:nodari@uaem.mx) (Nodari Vakhania), [josemariasigarretaalmira@hotmail.com](mailto:josemariasigarretaalmira@hotmail.com) (José María Sigarreta Almira), [fmira8906@gmail.com](mailto:fmira8906@gmail.com) (Frank Angel Hernández Mira)

<sup>1</sup>Centro de Investigación en Ciencias, UAEMor, Cuernavaca, Morelos, México.

<sup>2</sup>Facultad de Matemáticas, UAGro, Acapulco de Juárez, Guerrero, México.

<sup>3</sup>Centro de Ciencias de Desarrollo Regional, UAGro, Acapulco de Juárez, Guerrero, México.

---

## 1. Introduction

Finding a minimum dominating set in a graph is a traditional discrete optimization problem. In a simple connected graph  $G = (V, E)$  with  $|V| = n$  vertices and  $|E| = m$  edges, a subset of vertices  $S \subseteq V$  is a *dominating set* in graph  $G$  if any vertex  $v \in V$  is *adjacent* to some vertex  $x$  from this subset (i.e., there is an edge  $(v, x) \in E$ ) unless vertex  $v$  itself belongs to set  $S$ . Any subset  $S$  with this property will be referred to as a *feasible solution*, whereas any subset of vertices from set  $V$  will be referred to as a *solution*. The number of vertices in a solution will be referred to as its *size* (or *order*). The general objective is to find an *optimal solution*, a feasible solution with the minimum possible size  $\gamma(G)$ .

The domination problem is known to be *NP-hard* Garey & Johnson (1979), and is among the hardest problems in the family. Not only it is not fixed parameter tractable but it does not admit fixed-parameter tractable approximation algorithms Chalermsook et al. (2020); Feldmann et al. (2020); Lin (2019). A complete enumeration of all feasible solutions would imply an exponential cost of  $O(2^n)$  (for a graph with only 20 nodes, such an enumeration would take centuries on modern computers). To the best of our knowledge, the only exact algorithms which do better than a complete enumeration were described in Van Rooij & Bodlaender (2011) and Iwata (2012). The authors show that their algorithms run in times  $O(1,4969^n)$  (Van Rooij & Bodlaender (2011) ) and  $O(1.4689^n)$  (Iwata (2012)), but they did not report any experimental study. The latter two bounds are obviously better than  $2^n$ , but they remain impractical (for instance, for graphs with 100 vertices, modern computers will require almost 7 years to enumerate all feasible solutions). In this work, we will give a detailed analysis of the practical behavior of these algorithms.

As to heuristic solution methods, Campan et al. (2015) and Eubank et al. (2004) present some heuristics with some experimental study. The authors do

not present approximation errors given by their heuristic algorithms, but they considered large-scale social network instances with up to 100000 vertices. For the weighted set cover problem, Chvatal (1979) proposed an approximation algorithm with approximation ratio  $\ln\left(\frac{n}{OPT}\right) + 1 + \frac{1}{OPT}$ . Parekh (1991) adopted the latter algorithm for the domination problem, and showed that the cardinality of the dominating set created by that algorithm is upper bounded by  $n + 1 - \sqrt{2m + 1}$ . Recently, an improved two-stage heuristic algorithm was proposed in Mira et al. (2022), that also includes a detailed overview of the state-of-the-art solutions methods and results on domination problems.

Some generalizations of the domination problem have been considered. In the so-called  $k$ -dominating set, every vertex of  $G$  must possess at least  $k$  neighbors from this set or be in the set. In the *total* dominating set, every vertex must have at least one neighbor from that set. In both variations, the objective is to minimize the number of vertices. In the weighted version of the total domination problem, the edges and vertices are assigned positive weights and the objective is to find a total dominating set  $S$  with the minimum total weight (defined as the sum of all vertex and edge weights in the sub-graph induced by  $S$ , plus the minimum weight of an edge joining a vertex  $x$  not in  $S$  with a vertex in  $S$ , for every vertex  $x \notin S$ ). In Álvarez Miranda & Sinnl (2021) an algorithm that optimally solved the weighted total domination problem for instances with up to 125 vertices within a time-limit of 30 minutes was suggested. In Corcoran & Gagarin (2021), the heuristic from Parekh (1991) was adopted for the  $k$ -domination problem and the obtained results were used to solve the facility location problems in street networks. Haynes (2017) and Joshi et al. (1994) apply dominating sets and  $k$ -dominating sets, respectively, in the solution of the facility location problem. Haynes (2017) it is described how other related graph-theoretic problems, including set cover, maximum independent set and chromatic number, can be reduced to the dominance problem. Liao & Lee (2005) apply the dominating sets to monitor electric power system to minimize the phase measurement units. Haynes et al. (2002) also study domination in

graphs applied to electric power networks. Different forms of graph domination have been used to model clustering in wireless ad hoc networks Balasundaram & Butenko (2006), Wan et al. (2004), Wu et al. (2003) and Wu (2002). Another area of application for dominating sets is the robustness analysis of food webs Parra Inza et al. (2021b). Davidson et al. (2018) proposed integer linear programming models and two greedy heuristics for a weighted version of independent domination problem. The solutions delivered by the heuristics were compared to exact solutions obtained by the integer linear programs for instances with up to 100 nodes.

**Our Contributions.** We propose an exact implicit enumeration and an approximation heuristic algorithms, and give approximation ratios for the heuristic. We also formulate the problem as an integer liner program (ILP) and test its performance vs our exact and heuristic algorithms, and vs the earlier mentioned exact algorithms from Van Rooij & Bodlaender (2011) and Iwata (2012) which we have also coded.

We verified the algorithms for more than 600 existing benchmark instances Parra Inza (2021) and for 500 problem instances that we generated (they are publicly available at Parra Inza (2023), together with the codes of the algorithms from Van Rooij & Bodlaender (2011) and Iwata (2012), the codes of our two algorithms and the computational results reported in this work). We present a detailed experimental analysis in Section 6. According to our experimental study, the algorithms Van Rooij & Bodlaender (2011) and Iwata (2012) perform better for quasi-trees with up to 120 vertices, whereas ILP was better for very dense graphs. For average middle-dense graphs, the algorithms from Van Rooij & Bodlaender (2011) and Iwata (2012) were able to solve problem instances with up to 300 vertices within the range of 8 hours. For these instances, our exact algorithm, in average, was about 18 times faster (for every tested instance, we compared the solution created by our exact algorithm with the best, among the two solutions obtained by the latter two algorithms). For middle-dense graphs

with more than 250 vertices, our exact algorithm was better than ILP, but ILP behaved better for smaller sized graphs. The former algorithm was able to find optimal solutions, in average, 874 times faster than ILP. For graphs with a considerable size (from 600 to 2000 vertices), the heuristic was, in average about 186 times faster than ILP, and about 49.8 times faster than our exact algorithm. The heuristic found an optimal solution for 61.54% of the instances, whereas, among the instances where the optimum was not found, the approximation error was 1.18. It has improved the earlier known state-of-the-art solutions in 98.62% of the analyzed instances.

We complete this section with the description of brief construction ideas of our algorithms. They rely on earlier known lower and upper bounds on the number of vertices in an optimal solution. As an initial lower bound  $L$ , we take the maximum among lower bounds proposed in Haynes (2017) and Cabrera Martínez et al. (2020). We let the initial upper bound  $U$  be the size of the feasible solution constructed by the heuristic from Mira et al. (2022). Our exact algorithm enumerates the solutions of the size from the range  $[L, U]$  applying binary search in this interval. Both algorithms enumerate solutions of the same size in a specially determined priority order (which is different for each algorithm). The heuristic algorithm combines depth-first search with a breadth-first search. Special type of partial solutions of size  $\beta = \lfloor \alpha(U - s) \rfloor + s$ , for  $\alpha \in \mathbb{R}$  with  $0 < \alpha < 1$ , are enumerated using breadth-first search, where  $s$  is the total number of support vertices (vertices adjacent to at least one vertex of degree one) in graph  $G$ . The extensions of these solutions are generated in the depth-first fashion.

In the next section we give the necessary preliminaries. In Section 3 we describe an ILP formulation of the domination problem, and in Sections 4 and 5 we describe our exact and heuristic algorithms, respectively. Section 6 presents the conducted experimental study, and Section 7 contains a few final remarks. Preliminary version of this work was presented at the First On-Line Conference

on Algorithms IOCA 2021 Parra Inza et al. (2021a).

## 2. Basic properties

In this section we define some basic properties on graphs that we use in our implicit enumeration algorithm. We accompany them with the necessary definitions.

The *diameter*  $d(G)$  of graph  $G$  is the maximum number of edges on the shortest path between any pair of vertices in that graph, and the *radius*  $r(G) = \min_{v \in V(G)} \max_{u \in V(G)-v} \text{dis}(v, u)$ , where  $\text{dis}(u, v)$  denotes the number of edges on the shortest path connecting  $v$  and  $u$ . A *leaf* vertex is a degree one vertex, and a *support* vertex is a vertex adjacent to a leaf. The sets of support and leaf vertices in graph  $G$  will be denoted by  $\text{Supp}(G)$  and  $\text{Leaf}(G)$ , respectively, and we will let  $s = |\text{Supp}(G)|$  and  $l = |\text{Leaf}(G)|$ . The degree of a vertex with the maximum number of neighbors in graph  $G$  is denoted by  $\Delta(G)$ .

The initial lower bound  $L$  on the size of an optimal solution that our algorithms employs is obtained based on the following known results.

**Theorem 1.** *Haynes (2017) If  $G(V, E)$  is a connected graph of order  $n$ , then  $\gamma(G) \geq \frac{n}{\Delta(G)+1}$ .*

**Theorem 2.** *Haynes (2017) If  $G(V, E)$  is a connected graph, then  $\gamma(G) \geq \frac{2r(G)}{3}$  and  $\gamma(G) \geq \frac{d(G)+1}{3}$ .*

**Theorem 3.** *Haynes (2017) If  $G(V, E)$  is a connected graph of order  $n$ , then  $s \leq \gamma(G) \leq n - l$ .*

The next corollary is an immediate consequence of the Theorems 1, 2 and 3.

**Corollary 1.** *If  $G(V, E)$  is a connected graph of order  $n$ , then,*

$$L = \max \left\{ \frac{n}{\Delta(G)+1}, \frac{2r(G)}{3}, \frac{d(G)+1}{3}, s \right\}$$

*is a lower bound on the size of an optimal solution.*

From Theorem 3, we obtain the following corollary.

**Corollary 2.** *In a connected graph  $G$ , there exists at least one dominating set  $S$  with cardinality  $\gamma(G)$  such that  $\text{Supp}(G) \subseteq S$  and  $\text{Leaf}(G) \not\subseteq S$ .*

### 3. ILP formulation

The ILP formulation of the domination problem, that we propose here, is similar to ones from Fan & Watson (2012) and Davidson et al. (2018) for the connected dominating set problem and weighted independent domination problem, respectively. Given graph  $G = (V, E)$  of order  $n$ , the neighborhood matrix of  $G$ ,  $A = (a_{ij})_{n \times n}$ , is defined as follows:  $a_{ij} = a_{ji} = 1$  if  $(i, j) \in E(G)$  or  $i = j$ , and  $a_{ij} = a_{ji} = 0$  otherwise. Given a dominating set of cardinality  $\gamma(G)$  and  $i \in V(G)$ , we define our decision variables as follows:

$$x_i = \begin{cases} 1, & \text{if } i \in S \\ 0, & \text{otherwise,} \end{cases} \quad (1)$$

The dominating set problem can now be formulated as follows:

$$\min \sum_{i=1}^n x_i = \gamma(G), \quad (2)$$

$$\text{subject to: } \sum_{j=1}^n a_{ij} x_j \geq 1, x_j \in \{0, 1\}, \forall i \in V(G), \quad (3)$$

Here the objective function is  $\sum_{i=1}^n x_i$ , that we wish to minimize (2). We have  $n$  restrictions (3), guarantying that for each  $j \in V(G)$ , at least one of the vertices in  $S$  must be adjacent to  $j$  or  $j \in S$ .

### 4. The implicit enumeration algorithm

Our exact implicit enumeration algorithm finds an optimal solution enumerating specially determined subsets of feasible solutions. We obtain the initial upper bound  $U$  on the size of a feasible solution by the approximation algorithm from Mira et al. (2022). Given the lower bound  $L$  from Corollary 1 and this

upper bound, we restrict our search for feasible solutions with the size in the range  $[L, U]$  using binary search.

The solutions of the size  $\nu \in [L, U]$  are generated and tested for the feasibility based on the specially formed priority list of solutions. The sizes of feasible solutions are derived by binary division search accomplished in the interval  $[L, U]$ . Typically, we choose  $(L + 3U)/4$  as the starting point in our search. For each created solution  $\sigma$  of size  $\nu$ , feasibility condition is verified, i.e., it is verified if the solution forms a dominating set. Below we describe the general framework of the algorithm. In the next subsection, we specify how the priority lists are created.

Let  $\sigma$  be the current solution of size  $\nu$  (initially,  $\sigma$  is the feasible solution delivered by the algorithm from Mira et al. (2022)):

- If solution  $\sigma$  is feasible, then the current upper bound  $U$  is updated to  $\nu$ . The algorithm proceeds with the next (smaller) trial value  $\nu$  from the interval  $[L, \nu]$  derived by binary search procedure. If all trial  $\nu$ s were already tested, then  $\sigma$  is an optimal solution. The algorithm returns solution  $\sigma$  and halts.
- If the current solution  $\sigma$  of size  $\nu$  is not feasible, then *Procedure\_Next*( $\nu$ ) is called and the next to  $\sigma$  solution of size  $\nu$  from the corresponding priority list is tested.
- If *Procedure\_Next*( $\nu$ ) returns *NIL*, i.e., all the solutions of size  $\nu$  were already tested for the feasibility (none of them being feasible), the current lower bound  $L$  is updated to  $\nu$ . The algorithm proceeds with the next (larger) trial value  $\nu$  from the interval  $[\nu, U]$  derived by binary search procedure. If all trial  $\nu$ s were already tested, then  $\sigma$  is an optimal solution. The algorithm returns solution  $\sigma$  and halts.



#### 4.1. *Procedure\_Next*( $\nu$ ) and *Procedure\_Priority\_LIST*()

Next, we describe in which order the solutions of a given size  $\nu$  are considered during the enumeration process. For each trial value  $\nu \in [L, U]$ , the solutions of size at most  $\nu$  are generated in a special priority order that is intended to help in a faster convergence to a feasible solution. Two procedure are employed. Subroutine *Procedure\_Priority\_LIST*() generates a priority list of vertices. The earlier included vertices in this list “potentially cover” a major number of yet uncovered vertices. Based on the order determined by *Procedure\_Priority\_LIST*(), *Procedure\_Next*( $\nu$ ) determines the solution  $\sigma_h(\nu)$  of the current trial size  $\nu$  of iteration  $h$ . First we describe *Procedure\_Priority\_LIST*() .

Neither vertices from set  $Supp(G)$  nor vertices from set  $Leaf(G)$  are considered while forming the priority list of vertices. The vertices from the first set are to be included into any dominating set, hence they form part of any solution that is considered during the enumeration process; hence, none of the vertices from set  $Leaf(G)$  need to be included into any formed solution (see Corollary 2).

The priority list of vertices is formed based on their *active degrees*. The notion of an active degree was introduced in Mira et al. (2022). The active degree of a vertex is determined dynamically at every iteration  $r$ . Let  $LIST_r$  be the priority list of iteration  $r$  in *Procedure\_Priority\_LIST*() (initially,  $LIST_0 := \emptyset$ ). The active degree of vertex  $v$  at iteration  $r$  is the number of neighbors of vertex  $v$  in set  $V(G) \setminus \{LIST_{r-1} \cup Supp(G)\}$  not counting the neighbors of vertex  $v$  which are adjacent to a vertex in  $\{LIST_{r-1} \cup Supp(G)\}$ .

Suppose  $S$  is a feasible solution (a dominating set). Priority list of vertices is iteratively formed by the vertices from the set  $S \setminus (Supp(G) \cup Leaf(G))$  sorted in non-increasing order of their active degrees. The remaining vertices, i.e., ones from the set  $V \setminus \{S \cup Supp(G) \cup Leaf(G)\}$ , are iteratively inserted in non-increasing order of their degrees in graph  $G$ . A formal description of the

procedure follows.

---

**Algorithm 1** Procedure\_Priority\_LIST

---

Input: A graph  $G(V, E)$  and a feasible solution (dominating set)  $S$ .  
Output: Priority list  $LIST := LIST_r$ .  
 $r := 0$ ;  
 $LIST_r := \emptyset$ ;  
 $S_r := S \setminus (Supp(G) \cup Leaf(G))$ ;  
    { iterative step }  
**while**  $S_r \neq \emptyset$  **do**  
     $r := r + 1$ ;  
     $v_r :=$  any vertex of set  $S_{r-1}$  with the maximum active degree;  
     $S_r := S_{r-1} \setminus \{v_r\}$ ;  
     $LIST_r := LIST_{r-1} \cup \{v_r\}$ ;  
**end while**  
 $D_r := V \setminus (S \cup Leaf(G))$ ;  
**while**  $D_r \neq \emptyset$  **do**  
     $r := r + 1$ ;  
     $v_r :=$  any vertex of set  $D_{r-1}$  with the maximum degree;  
     $D_r := D_{r-1} \setminus \{v_r\}$ ;  
     $LIST_r := LIST_{r-1} \cup \{v_r\}$ ;  
**end while**

---

Now we describe *Procedure\_Next*( $\nu$ ) that, iteratively, verifies if the currently formed solution  $\sigma_h(\nu)$  is feasible. (Note that the feasibility of every generated solution of a given size can be verified in time  $O(n)$ .) If it is feasible, then it returns that solution and continues with the next trial  $\nu$ ; the procedure halts if all trial sizes have been already considered. For every new trial value  $\nu$ , the first solution of that size contains all the vertices from set  $Supp(G)$  complemented by the first  $\nu - |Supp(G)|$  vertices from the list  $LIST_r$  delivered by *Procedure\_Priority\_LIST*( $\nu$ ).

If solution  $\sigma_h(\nu)$  is not feasible, the next solution  $\sigma_{h+1}(\nu)$  of size  $\nu$  is obtained from solution  $\sigma_h(\nu)$  by a vertex interchange as follows. Let  $v \notin \sigma_h(\nu)$  be the next vertex from the priority list, and let  $v' \in \sigma_h(\nu)$  be the vertex with the smallest active degree. Vertex  $v'$  is substituted by vertex  $v$  in solution  $\sigma_{h+1}(\nu)$

(note that the active degree of  $v$  must be less than that of vertex  $v'$ ):

$$\sigma_{h+1}(\nu) := (\sigma_h(\nu) \setminus \{v'\}) \cup \{v\}.$$

---

**Algorithm 2** Procedure\_Next\_Aux

---

Input:  $\nu'$ ,  $\sigma_h(\nu')$ ,  $LIST$ ,  $index\_LIST$ ,  $Supp(G)$ ,  $h$ .  
Output:  $\sigma^*(\nu)$  or  $NIL$ .  
**if**  $\nu' = 0$  **then**  
    **if**  $Supp(G) \cup \sigma_h(\nu')$  is feasible solution **then**  
         $\sigma^*(\nu) := Supp(G) \cup \sigma_h(\nu')$ ;  
        return  $\sigma^*(\nu)$ ;  
    **end if**  
    return  $\sigma_{h-1}(\nu')$ ;  
**end if**  
 $i := index\_LIST$ ;  
**while**  $i \leq |LIST|$  **do**  
    Add  $LIST[i]$  at the end of  $\sigma_h(\nu')$ ;  
     $\sigma_{h+1}(\nu') = Procedure\_Next\_Aux(\nu' - 1, \sigma_h(\nu'), LIST, i + 1, Supp(G), h + 1)$   
    **if**  $Supp(G) \cup \sigma_h(\nu')$  is feasible solution **then**  
         $\sigma^*(\nu) := Supp(G) \cup \sigma_h(\nu')$ ;  
        return  $\sigma^*(\nu)$ ;  
    **else**  
        Remove the last element in  $\sigma_h(\nu')$ ;  
         $i := i + 1$ ;  
    **end if**  
**end while**  
return  $NIL$ ;

---



---

**Algorithm 3** Procedure\_Next( $\nu$ )

---

Input:  $\nu$ ,  $LIST$ ,  $Supp(G)$ .  
Output:  $\sigma^*(\nu)$  or  $NIL$ .  
 $h := 0$ ;  
 $index\_LIST := 0$ ;  
 $\nu' := \nu - Supp(G)$ ;  
 $\sigma_h(\nu) := \emptyset$ ;  
return Procedure\_Next\_Aux( $\nu'$ ,  $\sigma_h(\nu)$ ,  $LIST$ ,  $index\_LIST$ ,  $Supp(G)$ ,  $h$ );

---

Now we can give a formal description of our enumeration algorithm.

---

**Algorithm 4** Algorithm.BDS

---

Input: A graph  $G$ .  
Output: A  $\gamma(G)$ -set  $S$ .  
 $Supp(G) :=$  Set of support vertex of graph  $G$ ;  
 $Leaf(G) :=$  Set of leaf vertex of graph  $G$ ;  
 $L := \max\{\frac{n}{\Delta(G)+1}, \frac{2r}{3}, \frac{d+1}{3}, |Supp|\}$ ;  
 $S := \sigma$ ; {Feasible solution proposed in Mira et al. (2022)}  
 $U := |S|$ ;  
 $\nu := \lfloor (L + 3U)/4 \rfloor$ ;  
 $LIST := Procedure\_Priority\_LIST(G, S)$ ;  
{ iterative step }  
**while**  $U - L > 1$  **do**  
  **if**  $Procedure\_Next(\nu)$  returns  $NIL$  **then**  
     $L := \nu$ ;  
     $\nu := \lfloor (L + 3U)/4 \rfloor$ ;  
  **else** { A feasible solution was found ( $\sigma_h(\nu)$ ) }  
     $U := \nu$ ;  
     $\nu := \lfloor (L + 3U)/4 \rfloor$ ;  
     $LIST := Procedure\_Priority\_LIST()$ ;  
  **end if**  
**end while**

---

Let  $s = |Supp(G)|$  and  $l = |Leaf(G)|$ . Below we give a brutal worst-case bound on the running time of our implicit enumeration algorithm.

**Theorem 4.** *A worst-case time complexity of Algorithm 4 is*

$$O\left(n \log(U - L) \binom{n - s - l}{\nu - s}\right).$$

*Proof.* Since binary search in the interval  $[L, U]$  is carried out, the total number of external iterations in Algorithm 4 (i.e., the number of different sizes  $\nu$ ) is at most  $\log(U - L)$ . For a given size  $\nu$ , the number of the generated solutions of that size is bounded by  $\binom{n - s - l}{\nu - s}$ . Indeed, in the worst case, all solutions of cardinality  $\nu$  are considered. By Corollary 2, the set  $Supp(G)$  forms part of all generated solutions, whereas no leaf vertex belongs to any created solution, and hence

$\binom{n-s-l}{\nu-s}$  is an upper bound on the number of solutions of size  $\nu$  that the algorithm creates. To establish the feasibility of solution  $\sigma_h(\nu)$ , *Procedure\_Next*( $\nu$ ) verifies if every vertex  $x \in V(G)$  is in  $\sigma_h(\nu)$  or if it is adjacent to a vertex in  $\sigma_h(\nu)$ , which clearly takes time  $O(n)$ . Summing up the above, we have an overall bound  $O\left(n \log(U-L) \binom{n-s-l}{\nu-s}\right)$  on the cost of the algorithm.  $\square$

We may complement the above proposition with an intuitive analysis reflecting the worst-case behavior of our exact algorithm. For the purpose of this estimation, let us assume that  $\nu = \lfloor (U+L)/2 \rfloor$  (note that the maximum number of combinations is reached for this particular  $\nu$ ). We may also express  $\nu$  in terms of  $n$  as  $\nu = \lfloor (\frac{n}{2} + 1)/2 \rfloor = \frac{n}{4}$  using  $U = n/2$ ,  $L = 1$ ,  $s = 0$  and  $l = 0$  in case there is a feasible solution of size  $\nu = n/4$ , then  $O\left(n \log(\frac{n}{2} - 1) \binom{n}{n/4}\right)$ . If there is no such a solution, the algorithm increases the current  $\nu$ . Then in the next iteration, the algorithm will enumerate the possible solutions with  $\nu = n/3$ ,  $O\left(n \log(\frac{n}{2} - 1) \binom{n}{n/3}\right)$ . Similarly, there exists a feasible solution of size  $n/3$  or not. If not, the algorithm proceeds with the solutions of size  $\frac{5}{12}n$ , and so on.

The above analysis, reflects a brutal worst-case behavior of our algorithm, but does not convey its practical performance (see Section 6 for details).

## 5. The heuristic algorithm

We need a few additional notations to describe our heuristic algorithm. Let  $\sigma$  be the feasible solution obtained by the greedy algorithm from Mira et al. (2022). We define an auxiliary parameter

$$\beta = \lfloor \alpha(U-s) \rfloor + s, \tag{4}$$

for  $0 < \alpha < 1$  ( $s = |Supp(G)|$ ).  $\beta$  is the size of a *base solution*  $\sigma^h(\beta)$ , a (partial) solution that serves us as a basis for the construction of some larger sized solutions. These solutions, which will be referred to as *extensions* of solution  $\sigma^h(\beta)$ , share the  $\beta$  vertices with solution  $\sigma^h(\beta)$ .

The set of vertices in any base solution contains all support vertices from set  $Supp(G)$ . It is completed to a set of  $\beta$  vertices according to one of the following alternative rules:

1. The first  $\beta - s$  non-support vertices from solution  $\sigma$ .
2.  $\beta - s$  randomly generated non-support vertices from solution  $\sigma$ .
3.  $\beta - s$  randomly generated vertices from set  $V \setminus \{Supp(G) \cup Leaf(G)\}$ .

For each of these options, the vertices in a newly determined base solution are selected in such a way that it does not coincide with any of the earlier formed base solutions. The procedure creates the first base solution by rule (1) or rule (2). Next base solutions are obtained by rule (3) unless the last such generated base solution coincides with an earlier created one. If this happens, then the remaining base solutions are created just in the lexicographic order.

Every base solution is iteratively extended by one vertex per iteration as long as the latest considered feasible solution is not feasible. Either (i) the base solution or some its extension turns out to be feasible or (ii) the extension of size  $U - 1$  is not feasible. In case (ii), the next base solution of size  $\beta$  is constructed and the newly created base solution is similarly extended. In case (i), the current upper bound  $U$  and the parameter  $\beta$  are updated (see formula 4) and the procedure similarly processes the first base solution of the new size  $\beta$ .

The algorithm halts when it processes all base solutions of the current cardinality  $\beta$  without finding a feasible solution (i.e., none of the base solutions of size  $\beta$  or their extensions is feasible). Then the created feasible solution of the size  $U$  is returned.

The worst-case behavior of the procedure for a given  $\beta$  is reflected in Figure 1, where the root represents a currently best found feasible solution  $\sigma'$  and  $k =$

$\binom{|V(G) \setminus (Supp(G) \cup Leaf(G))|}{\beta - s}$ . Note that all the represented solutions must have been infeasible, except  $\sigma'$  and possibly  $\sigma_{U-1}^k$ .

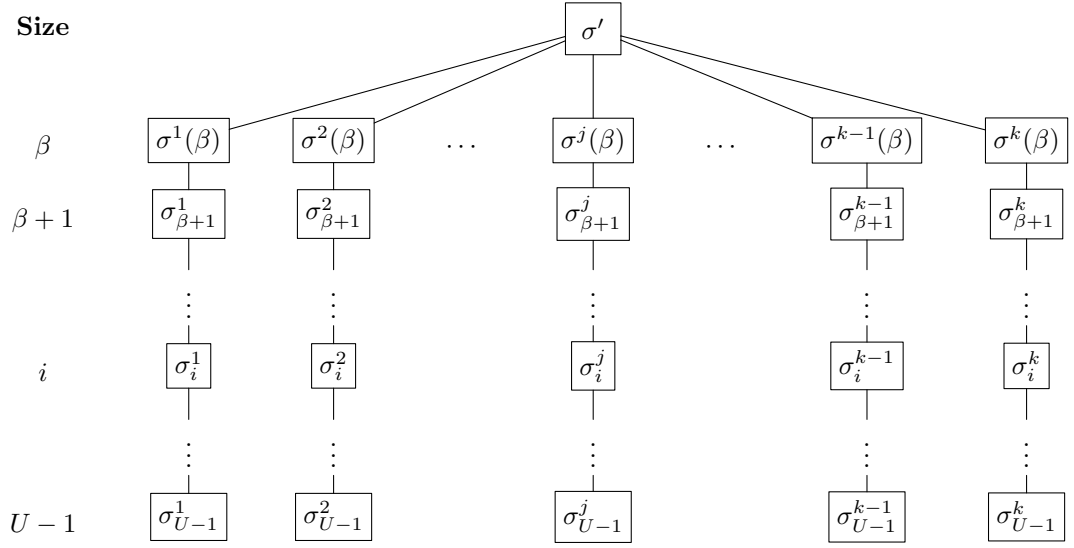


Figure 1: All possible extensions of the base solutions of size  $\beta$ , where  $U$  is a current upper bound

An extension  $\sigma_i^h$  of a base solution  $\sigma^h(\beta)$  of size  $i$ ,  $\beta < i < U$ , is  $\sigma_i^h = \sigma_{i-1}^h \cup x$ , where  $x \in V \setminus (Leaf(G) \cup \sigma_{i-1}^h)$  is determined as follows. If solution  $\sigma^h(\beta)$  was formed by rule (1), vertex  $x$  is selected randomly; if solution  $\sigma^h(\beta)$  was formed by either of the rules (2) and (3),  $x$  is set to be a vertex with the maximum active degree from set  $V \setminus (Leaf(G) \cup \sigma_{i-1}^h)$ . A formal description of the procedure is as follows:

---

**Algorithm 5** *Procedure\_Extensions*( $\sigma^h(\beta)$ )

---

**Input:**  $\sigma^h(\beta)$ ,  $U$ ,  $Leaf(G)$  .

**Output:** A feasible solution  $\sigma_i^h(\beta)$  or *NIL*.

$i := |\sigma^h(\beta)|$ ;

$\sigma_i^h := \sigma^h(\beta)$ ;

**while**  $i < U - 1$  **do**    { Generate new extension of  $\sigma^h(\beta)$  }

$i := i + 1$ ;

**if**  $h == 0$  **then**

$x :=$  randomly selected vertex from  $V \setminus (Leaf(G) \cup \sigma_{i-1}^h)$ ;

**else**

$x :=$  any vertex with the maximum active degree from set  $V \setminus (Leaf(G) \cup \sigma_{i-1}^h)$ ;

**end if**

$\sigma_i^h = \sigma_{i-1}^h \cup x$ ;

**if**  $\sigma_i^h$  is a feasible solution **then**

        return  $\sigma_i^h$  and stop;

**end if**

**end while**

return *NIL*;

---

Now we give a description of the overall heuristic Algorithm 6 that combines depth-first search with a breadth-first search (while the base solutions are generated by the breadth-first rule, the extensions of every base solution are generated in depth-first fashion, see Figure 1):



---

**Algorithm 6** Algorithm\_DBS

---

**Input:** A graph  $G$  of order  $n$ .  
**Output:** A feasible solution  $S^*$ .  
Generate feasible solution  $\sigma$ ;  
 $U := |\sigma|$ ;  
 $s := |Supp(G)|$ ;  
 $l := |Leaf(G)|$ ;  
 $\alpha =$  value random between 0.2 and 0.7;  
 $\beta = \lfloor \alpha(U - s) \rfloor + s$ ;  
    { Iterative step }  
 $h := 0$ ;  
 $h_{max} := \binom{n - s - l}{\beta - s}$ ;  
**while**  $h < h_{max}$  **do**  
    { Generate new base solution  $\sigma^h(\beta)$  }  
    **if**  $h == 0$  **then**  
         $\sigma^h(\beta) := Supp(G) \cup \{ \text{the first } \beta - s \text{ vertices from solution } \sigma \setminus Supp(G) \}$ ;  
    **else**  
        **if**  $h < \binom{|\sigma| - s}{\beta - s}$  **then**  
             $\sigma^h(\beta) := Supp(G) \cup \{ \text{randomly selected } \beta - s \text{ vertices from solution } \sigma \setminus Supp(G) \}$ ;  
        **else**  
             $\sigma^h(\beta) := Supp(G) \cup \{ \text{randomly selected } \beta - s \text{ vertices from } V(G) \setminus (Supp(G) \cup Leaf(G)) \}$ ;  
        **end if**  
    **end if**  
    **if**  $\sigma^h(\beta)$  is a feasible solution **then**  
         $\sigma := \sigma^h(\beta)$ ;  
         $U := |\sigma|$ ;  
         $\beta = \lfloor \alpha(U - s) \rfloor + s$ ;  
         $h := 0$ ;  
         $h_{max} := \binom{|n - s - l|}{\beta - s}$ ;  
    **else**  
        { Generate extensions of  $\sigma^h(\beta)$  }  
        **if** *Procedure\_Extensions*( $\sigma^h(\beta)$ ) returns *NIL* **then**  
             $h := h + 1$ ;  
        **else** { A feasible solution was found ( $\sigma_i^h$ ) }  
             $\sigma := \sigma_i^h(\beta)$ ;  
             $U := |\sigma|$ ;  
             $\beta = \lfloor \alpha(U - s) \rfloor + s$ ;  
             $h := 0$ ;  
             $h_{max} := \binom{n - s - l}{\beta - s}$ ;  
        **end if**  
    **end if**  
**end while**  
 $S^* := \sigma$ ;

---

The next two observations immediately follow from the construction of Algorithm 6:

**Observation 1.** *If no extension of any base solution of current size  $\beta$  is feasible and  $\beta > L$ , then  $\beta < \gamma(G) \leq U$ .*

**Observation 2.** *Algorithm\_DBS inherits the approximation ratio of any algorithm used to find the initial feasible solution  $\sigma$ .*

In the next two theorems, we give approximation ratios of Algorithm 6.

**Theorem 5.** *For a connected graph  $G(V, E)$  of maximum degree  $\Delta(G)$ , Algorithm\_DBS gives the following approximation ratio*

$$\rho \leq \begin{cases} \frac{\Delta+1}{2}, & \text{if } 1 \leq \Delta \leq 4 \\ \ln(\Delta + 1) + 1, & \text{otherwise.} \end{cases}$$

*Proof.* Let  $\sigma$  be the feasible solution delivered by the algorithm from Mira et al. (2022). If  $|\sigma| \leq 2$ , then  $\sigma$  is a minimum dominating set (see Remark 1 from Mira et al. (2022)). Thus assume  $\gamma(G) > 2$ . We define *private neighborhood* of vertex  $v \in \sigma \subseteq V$ , as  $\{u \in V : N(u) \cap \sigma = \{v\}\}$ ; a vertex in the private neighborhood of vertex  $v$  is said to be its *private neighbor* with respect to set  $\sigma$ . Since  $G$  is a connected graph, all  $x \in \sigma$  has at least one private neighbor (see Mira et al. (2022)). Hence,  $|\sigma| \leq n/2$ . By Theorem 1,  $\gamma(G) \geq \frac{n}{\Delta+1}$ . Then  $\frac{n}{\Delta+1} \leq |\sigma| \leq \frac{n}{2}$ . Since  $|\sigma| \geq \gamma(G)$ , we obtain the following expression for an approximation ratio  $\rho = \frac{|\sigma|}{\gamma(G)} \leq \frac{\frac{n}{2}}{\frac{n}{\Delta+1}} = \frac{\Delta+1}{2}$ . Another valid ratio is  $\rho \leq \ln(\Delta + 1) + 1$  since it is one of the algorithm in Mira et al. (2022).  $\square$

**Theorem 6.** *Let  $G(V, E)$  be a connected graph of diameter  $d$  and radius  $r$ . Then Algorithm\_DBS gives the following approximation ratio*

$$\rho = \min \left\{ \frac{3n}{2(d+1)}, \frac{3n}{4r} \right\}.$$

*Proof.* By Theorem 2,  $\gamma(G) \geq \frac{d+1}{3}$  and  $\gamma(G) \geq \frac{2r}{3}$ . At the same time,  $|\sigma| \leq n/2$  (see the above proof). Then  $\frac{d+1}{3} \leq |\sigma| \leq \frac{n}{2}$  and  $\frac{2r}{3} \leq |\sigma| \leq \frac{n}{2}$ . Since  $|\sigma| \geq \gamma(G)$ ,

we obtain the following approximation ratios  $\rho_1 = \frac{|\sigma|}{\gamma(G)} \leq \frac{\frac{n}{2}}{\frac{d+1}{3}} = \frac{3n}{2(d+1)}$  and  $\rho_2 = \frac{|\sigma|}{\gamma(G)} \leq \frac{\frac{n}{2}}{\frac{2r}{3}} = \frac{3n}{4r}$ . Hence,  $\rho = \min \{\rho_1, \rho_2\}$  is another valid approximation ratio.  $\square$

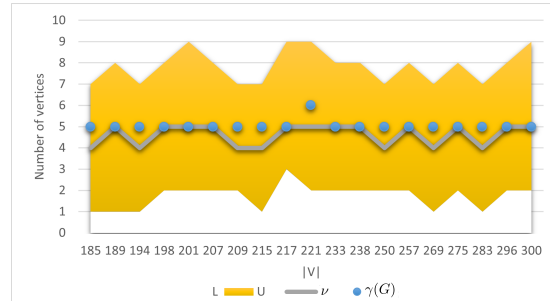
## 6. Experimental results

In this section, we describe our computational experiments. We implemented the three algorithms in C++ using Visual Studio for Windows 10 (64 bits) on a personal computer with Intel Core i7-9750H (2.6 GHz) and 12 GB of RAM DDR4. The order and the size of an instance were generated randomly using function *random()*. To complete the set  $E(G)$ , each new edge was added in between two yet non-adjacent vertices randomly until the corresponding size was reached.

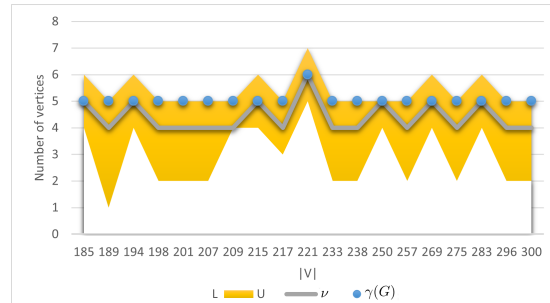
Throughout this section, the exact algorithms from Van Rooij & Bodlaender (2011), Iwata (2012), the ILP formulation from Section 3, and our exact algorithm will be referred to as  $MSC^1$ ,  $MSC^2$ , ILP and BDS, respectively, and our heuristic will be referred to as DBS. We analyzed more than 1100 randomly generated instances which are publicly available at Parra Inza (2021) and Parra Inza (2023). A complete summary of the results for these instances can be found at Parra Inza (2023). We choose 72 from these instances randomly and report the results for them.

The input for BDS-Algorithm is a feasible solution that can be obtained by any heuristic. Since the results of the two-stage algorithm from Mira et al. (2022) gives the best approximation that we know, we choose this particular algorithm to create the inputs of BDS-Algorithm (the description of the solutions created by the former algorithm can be found in Parra Inza (2021)). In Figure 2 we represent how lower and upper bounds are updated during the first three iterations of BDS-Algorithm and how the number of nodes in the gener-

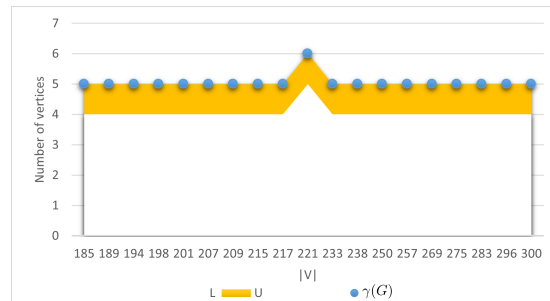
ated feasible solutions is reduced step-by-step for 19 middle-sized middle-dense instances.



(a) Iteration 1



(b) Iteration 2



(c) Iteration 3

Figure 2: Lower and upper bounds of the search interval for BDS-Algorithm at three consecutive iterations, and  $\gamma(G)$

Table 1 presents the results for small-sized quasi-trees with the density of approximately 0.2, where ILP formulation resulted in the best performance (due to small amount of variables in linear programs). The two MSC-Algorithms

turned out to be faster than BDS-Algorithm (since the vertex sets used in the former two algorithms are very small and the accomplished reductions have low computational costs).

No.	$ V(G) $	$ E(G) $	Time				Lower Bounds				$\gamma(G)$	Upper Bounds	
			ILP	BDS	$MSC^1$	$MSC^2$	$\frac{n}{\Delta(G)+1}$	$\frac{d+1}{3}$	$\frac{2r}{3}$	$ Supp(G) $		$ S $	$n - \Delta(G)$
1	50	286	0.16	1.89	0.61	0.23	2	1	1	2	6	6	33
2	60	357	0.11	3.13	0.71	0.29	2	1	1	1	6	7	40
3	70	524	0.12	7.04	1.46	0.37	2	1	1	1	6	6	45
4	80	678	0.13	12.59	2.81	0.79	2	1	1	1	6	7	53
5	90	842	0.17	390.90	5.18	2.31	3	1	1	1	7	8	63
6	100	1031	0.21	803.74	8.31	3.01	2	1	1	2	7	7	67
7	101	1051	2.17	804.20	8.69	3.17	3	1	1	1	7	7	70
8	106	1154	1.78	1143.92	10.82	2.93	2	1	1	1	7	8	71
9	113	1306	1.29	1594.92	16.25	4.27	3	1	1	1	7	7	77
10	117	1398	2.56	3364.4	19.95	5.33	3	1	1	2	8	9	84
11	121	1493	3.22	2240.49	23.11	4.86	3	1	1	1	7	7	87

Table 1: The results for the graphs with density  $\approx 0.2$ .

For middle-dense graphs where *all four* exact algorithms succeeded to halt with an optimal solution, BDS and ILP algorithms provided better execution times than MSC-Algorithms; ILP formulation resulted in worse times than the  $MSC^2$ -Algorithm for instances with more than 295 vertices, and BDS-Algorithm was faster than ILP formulation for instances from 255 vertices, see Table 2 and Figure 3 below.

No.	$ V(G) $	$ E(G) $	Time				Lower Bounds				$\gamma(G)$	Upper Bounds	
			ILP	BDS	$MSC^1$	$MSC^2$	$\frac{n}{\Delta(G)+1}$	$\frac{d+1}{3}$	$\frac{2r}{3}$	$ Supp(G) $		$ S $	$n - \Delta(G)$
1	185	6849	2.75	24.66	666.83	176.18	1	1	1	1	5	6	93
2	189	7147	3.35	23.85	770.36	206.02	1	1	1	1	5	7	91
3	194	7529	3.29	28.29	915.36	335.88	1	1	1	1	5	6	96
4	198	7842	3.61	30.53	1041.98	395.03	2	1	1	1	5	6	101
5	201	8081	2.78	31.03	1136.67	313.15	2	1	1	2	5	7	103
6	207	8569	3.28	35.94	1361.77	659.35	2	1	1	1	5	6	105
7	209	8735	6.40	37.35	1454.44	715.74	1	2	1	1	5	5	104
8	215	9243	8.25	42.91	1810.09	499.96	1	1	1	1	5	6	103
9	217	9415	9.16	42.88	1892.35	890.39	1	1	1	3	5	6	107
10	221	9765	13.73	49.91	2011.15	866.37	2	1	1	1	6	7	115
11	233	10852	12.74	57.83	2793.59	1028.85	2	1	1	1	5	6	118
12	238	11322	53.59	65.05	3093.64	1485.16	2	1	1	1	5	6	123
13	250	12491	66.09	83.19	4065.44	1988.04	1	2	1	1	5	5	125
14	257	13199	118.24	93.98	4919.85	1478.89	2	1	1	1	5	6	131
15	269	14459	104.05	112.609	6102.11	2677.25	1	1	1	1	5	6	134
16	275	15111	143.66	114.446	6887.98	3082.72	2	1	1	1	5	6	144
17	283	16002	163.58	418.72	8040.4	3649.57	1	1	1	1	5	6	141
18	296	17505	6071.5	155.861	10269.4	4467.34	2	1	1	1	5	6	152
19	300	17981	6318.52	165.301	11035.8	4811.58	2	1	1	1	5	7	151

Table 2: The results for the graphs with density  $\approx 0.5$ .

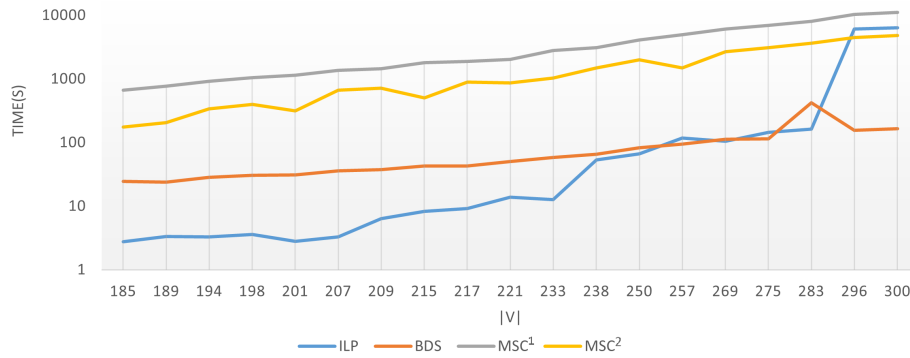


Figure 3: Execution times for the four exact algorithms (logarithmic scale was applied).

Table 3 presents results for larger instances with the density  $\approx 0.8$ , where MSC-Algorithms failed to halt within 8 hours of time limit; algorithms BDS and ILP completed within 6 minutes for the largest instance with 1098 vertices. These instances are dense, and ILP formulation results in smaller execution times (see Figure 4). These dense graphs are quasi complete graphs, so  $\gamma(G)$  is

very small ranging from 4 to 5.

No.	V	E	Time		Lower Bounds				$\gamma(G)$	Upper Bounds	
			ILP	BDS	$\frac{n}{\Delta(G)+1}$	$\frac{d+1}{3}$	$\frac{2r}{3}$	$ Supp(G) $		S	$n - \Delta(G)$
1	1012	452294	26.27	227.34	1	2	2	2	5	6	76
2	1014	454116	31.72	275.10	1	2	2	2	5	6	79
3	1018	406867	27.23	135.86	1	2	2	2	5	7	175
4	1022	461340	29.27	291.41	1	2	2	2	5	6	80
5	1026	413355	34.74	375.12	1	2	2	2	5	7	176
6	1030	416585	27.07	633.91	1	2	2	2	5	7	164
7	1036	474219	38.03	198.76	1	2	2	2	5	6	86
8	1040	477909	29.73	248.36	1	2	2	2	5	6	83
9	1042	426451	28.48	127.95	1	2	2	2	5	7	174
10	1046	483492	32.97	231.50	1	2	2	2	5	6	78
11	1058	439752	29.10	128.97	1	2	2	2	5	7	162
12	1064	500420	33.63	310.40	1	2	2	2	5	6	83
13	1066	446505	37.56	155.74	1	2	2	2	5	6	173
14	1068	504205	31.27	92.06	1	2	2	2	4	6	81
15	1074	453307	19.43	610.30	1	2	2	2	5	7	174
16	1080	515722	49.56	333.09	1	2	2	2	5	6	79
17	1082	460117	26.83	723.12	1	2	2	2	5	7	183
18	1086	463560	24.05	480.90	1	2	2	2	5	7	182
19	1096	531243	35.54	347.71	1	2	2	2	5	6	87
20	1098	533220	31.33	349.20	1	2	2	2	5	6	81

Table 3: Results for the graphs with density  $\approx 0.8$

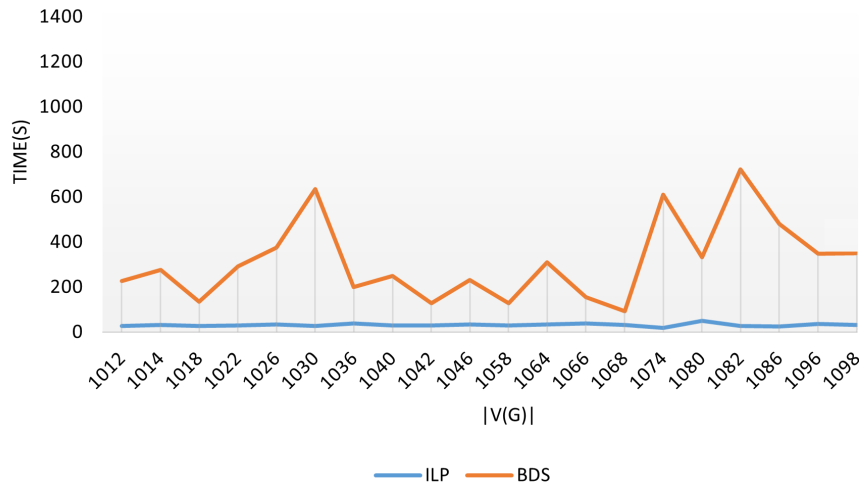


Figure 4: BDS vs. ILP for dense graphs

In Table 4 below,  $S$  is the feasible solution from Mira et al. (2022).  $S_h^*$  is the feasible solution of iteration  $h$ , column  $\sigma^j(\beta)$  is the number of base solutions generated at iteration  $h$ , and column “Time” is for running times in seconds, all these parameters are of DBS-Algorithm. For all instances in Table 4, DBS-Algorithm proceeded in at most 3 external iterations so that no feasible solution was found either at the second or at the third iteration. In Table 4, the blank spaces in the column “Iteration 2” indicate that no feasible solution at iteration 2 was found (the feasible solution of iteration 1 could have been already optimal).

Table 4 and Figure 5 illustrate comparative quality of the solutions generated by algorithms Mira et al. (2022) and DBS for the large-sized instances with up to 2098 vertices. Remarkably, in 98.62% of the instances, the solutions from Mira et al. (2022) were improved by DBS-Algorithm. The latter algorithm found an optimal solution for 61.54% of the analyzed instances, whereas for the remaining instances, the average approximation error was 1.18.



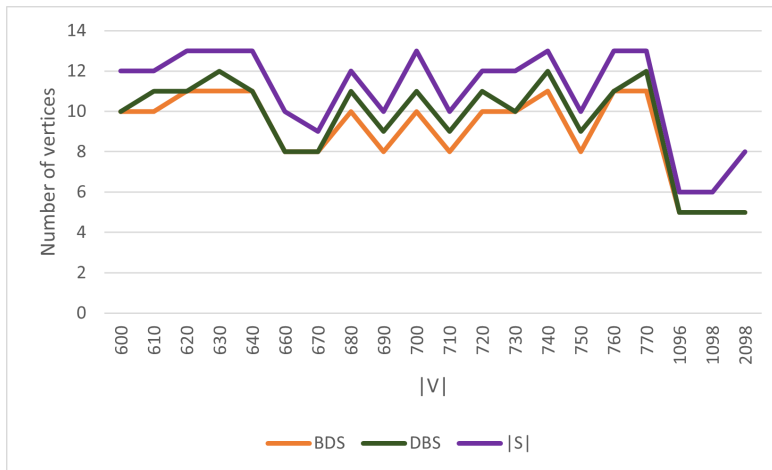


Figure 5: Approximation results

As it can be observed from Table 4 and Figure 6, BDS and DBS algorithms find optimal solutions faster than ILP does, whereas the solutions generated by DBS-algorithm give optimal or very close to the optimum value. We can also observe a sharp improvement of ILP for the last three dense instances (with the density more than 0.8). In average, DBS-Algorithm was 243 times faster than the formulation ILP, providing optimal or very close to the optimal solutions. BDS-Algorithm was able to find optimal solutions, in average, 874 times faster than ILP. We may observe that there are instances where DBS-Algorithm is slower than BDS-Algorithm. This happened due to the large number of base solutions and their extensions created by DBS-Algorithm, whereas for these instances, BDS-Algorithm enumerated considerably less solutions before finding an optimal one: in BDS-Algorithm, whenever  $\nu \geq \gamma(G)$ , a feasible solution of cardinality  $\nu$  was normally found very fast due to the order in which the solutions of a given size are enumerated in this algorithm (see priority lists in Section 4.1).

No.	$ V(G) $	$ E(G) $	$ S $	Iteration 1				Iteration 2				$\gamma(G)$	Time	
				$\beta$	$\sigma^j(\beta)$	Time	$ S_1^* $	$\beta$	$\sigma^j(\beta)$	Time	$ S_2^* $		ILP	BDS
1	600	84557	12	4	51	87.15	10					10	13192.35	11.05
2	610	87490	12	4	102	86.61	11					10	12007.21	13.09
3	620	90472	13	3	21	20.95	12	3	6	25.74	11	11	12939.63	84.58
4	630	93505	13	4	107	90.53	12	3	35266	29750	11	11	13662.49	176.09
5	640	96587	13	4	22	23.20	11					11	13438.97	324.92
6	650	102571	9	2			9					8	11502.59	7.69
7	660	105798	10	3	280	553.46	8					8	11837.33	9.53
8	670	109076	9	2	18	24.96	8					8	11461.37	2.82
9	680	109417	12	4	65	86.75	11					10	13116.93	14.09
10	690	117488	10	3	812	1055.51	9					8	12094.02	13.18
11	700	116132	13	4	384	652.76	11					10	14332.51	283.76
12	710	120941	10	3	12	21.20	9					8	11853.09	3.37
13	720	127996	12	2	398	715.17	11					10	13305.55	14.56
14	730	131249	12	3	584	853.31	10					10	11539.34	27.61
15	740	130162	13	4	52	72.59	12	3	31056	40681.6	11	11	13855.82	360.54
16	750	137096	10	3	948	1305.18	9					8	12971.74	4.39
17	760	123941	13	4	19	58.63	11					11	12109.04	373.16
18	770	141210	13	4	13	24.70	12	3	9561	16496.5	11	11	13009.37	501.14
19	1096	531243	6	2	3	25.66	5					5	35.54	347.71
20	1098	533220	6	2	4	28.11	5					5	31.33	349.2
21	2098	1962869	8	3	14	58.22	5					5	387.78	104.81

Table 4: Performance of DBS vs BDS and ILP

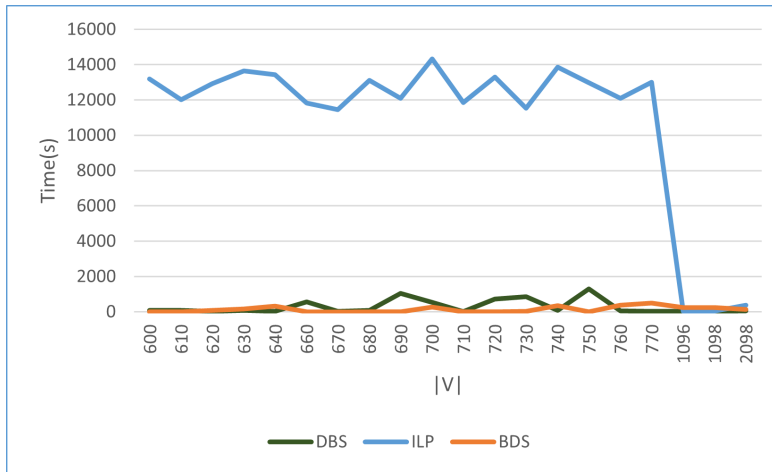


Figure 6: Time lapse for finding optimal and sub-optimal solutions by BDS, ILP and DBS

## 7. Conclusions

Different exact and heuristic algorithms for a variety of graph domination problems can be constructed based on the ideas presented here (such problems include global dominant,  $k$ -dominant, total dominant, global total and global total  $k$ -dominant settings). It can be beneficial to use different search strategies for different types of graphs. For instance, for low dense quasi-trees, one expects to have a considerable number of support vertices. As a consequence, lower bounds would be stronger, and during the search, trial number of vertices can be chosen to be close to lower bounds. Vice versa, for high-dense graphs, the dominance number is typically small. As a result, the search space is also small and upper bounds are expected to be stronger. Then the trial values in the search can be chosen to be close to upper bounds. In general, choosing an appropriate starting point (the number of vertices) in the search can essential reduce the search time. For an average middle-dense graphs, we choose  $(L + 3U)/4$  as the starting point in our search, since the existing lowers bounds are known to be weak for such graphs.

## References

- Balasundaram, B., & Butenko, S. (2006). Graph domination, coloring and cliques in telecommunications. In *Handbook of optimization in telecommunications* (pp. 865–890). Springer. doi:[https://doi.org/10.1007/978-0-387-30165-5\\_30](https://doi.org/10.1007/978-0-387-30165-5_30).
- Cabrera Martínez, A., Hernández-Gómez, J. C., Inza, E. P., & Sigarreta, J. M. (2020). On the total outer  $k$ -independent domination number of graphs. *Mathematics*, 8, 194. doi:<https://doi.org/10.3390/math8020194>.
- Campan, A., Truta, T. M., & Beckerich, M. (2015). Fast dominating set algorithms for social networks. In *MAICS* (pp. 55–62).
- Chalermsook, P., Cygan, M., Kortsarz, G., Laekhanukit, B., Manurangsi, P., Nanongkai, D., & Trevisan, L. (2020). From gap-exponential time hypothesis

- to fixed parameter tractable inapproximability: Clique, dominating set, and more. *SIAM Journal on Computing*, 49, 772–810. doi:10.1137/18M1166869.
- Chvatal, V. (1979). A greedy heuristic for the set-covering problem. *Mathematics of operations research*, 4, 233–235. doi:https://doi.org/10.1287/moor.4.3.233.
- Corcoran, P., & Gagarin, A. (2021). Heuristics for k-domination models of facility location problems in street networks. *Computers & Operations Research*, 133, 105368. doi:https://doi.org/10.1016/j.cor.2021.105368.
- Davidson, P. P., Blum, C., & Lozano, J. A. (2018). The weighted independent domination problem: Integer linear programming models and metaheuristic approaches. *European Journal of Operational Research*, 265, 860–871. doi:https://doi.org/10.1016/j.ejor.2017.08.044.
- Eubank, S., Kumar, V. A., Marathe, M. V., Srinivasan, A., & Wang, N. (2004). Structural and algorithmic aspects of massive social networks. In *Proceedings of the fifteenth annual ACM-SIAM symposium on Discrete algorithms* (pp. 718–727).
- Fan, N., & Watson, J.-P. (2012). Solving the connected dominating set problem and power dominating set problem by integer programming. In *International conference on combinatorial optimization and applications* (pp. 371–383). Springer. doi:https://doi.org/10.1007/978-3-642-31770-5\_33.
- Feldmann, A. E., Karthik, C., Lee, E., & Manurangsi, P. (2020). A survey on approximation in parameterized complexity: Hardness and algorithms. *Algorithms*, 13, 146.
- Garey, M. R., & Johnson, D. S. (1979). *Computers and intractability* volume 174. freeman San Francisco.
- Haynes, T. (2017). *Domination in Graphs: Volume 2: Advanced Topics*. Routledge.

- Haynes, T. W., Hedetniemi, S. M., Hedetniemi, S. T., & Henning, M. A. (2002). Domination in graphs applied to electric power networks. *SIAM journal on discrete mathematics*, *15*, 519–529. doi:<https://doi.org/10.1137/S0895480100375831>.
- Iwata, Y. (2012). A faster algorithm for dominating set analyzed by the potential method. In *International Symposium on Parameterized and Exact Computation* (pp. 41–54). Springer. doi:[https://doi.org/10.1007/978-3-642-28050-4\\_4](https://doi.org/10.1007/978-3-642-28050-4_4).
- Joshi, D. S., Radhakrishnan, S., & Chandrasekharan, N. (1994). The k-neighbor, r-domination problems on interval graphs. *European Journal of Operational Research*, *79*, 352–368. doi:[https://doi.org/10.1016/0377-2217\(94\)90364-6](https://doi.org/10.1016/0377-2217(94)90364-6).
- Liao, C.-S., & Lee, D.-T. (2005). Power domination problem in graphs. In *International Computing and Combinatorics Conference* (pp. 818–828). Springer. doi:[https://doi.org/10.1007/11533719\\_83](https://doi.org/10.1007/11533719_83).
- Lin, B. (2019). A simple gap-producing reduction for the parameterized set cover problem. *arXiv preprint arXiv:1902.03702*, .
- Mira, F. A. H., Inza, E. P., Sigarreta, J. M., & Vakhania, N. (2022). A polynomial-time approximation to a minimum dominating set in a graph. *Theoretical Computer Science*, . doi:<https://doi.org/10.1016/j.tcs.2022.07.020>.
- Álvarez Miranda, E., & Sinnl, M. (2021). Exact and heuristic algorithms for the weighted total domination problem. *Computers & Operations Research*, *127*, 105157. doi:<https://doi.org/10.1016/j.cor.2020.105157>.
- Parekh, A. K. (1991). Analysis of a greedy heuristic for finding small dominating sets in graphs. *Information processing letters*, *39*, 237–240. doi:[https://doi.org/10.1016/0020-0190\(91\)90021-9](https://doi.org/10.1016/0020-0190(91)90021-9).

- Parra Inza, E. (2021). Random graph (1). *Mendeley Data*, V1. doi:<https://doi.org/10.17632/rr5bkj6dw5.1>.
- Parra Inza, E. (2023). Random graph (1). *Mendeley Data*, V4. doi:<https://doi.org/10.17632/rr5bkj6dw5.4>.
- Parra Inza, E., Hernández Mira, F., Sigarreta Almira, J., & Vakhania, N. (2021a). Enumerative algorithm for finding minimum dominating set in a graph. In *1st Online Conference on Algorithms*. MDPI: Basel, Switzerland. doi:<https://sciforum.net/paper/view/10907>.
- Parra Inza, E., Sandoval Ramírez, A., Hernández Gómez, J., & Cerdaneres Ladrón de Guevara, G. (2021b). *Análisis de la Robustez de Redes Tróficas Mediante el uso de Conjuntos Dominantes Totales Outer k-independientes (Robustness Analysis of Trophic Networks using Outer k-independent Total Dominant Sets)*. In *Modelación Matemática IV Biomatemáticas, Epidemiología, Ingeniería*. volume 4. Universidad Tecnológica de la Mixteca.
- Van Rooij, J. M., & Bodlaender, H. L. (2011). Exact algorithms for dominating set. *Discrete Applied Mathematics*, 159, 2147–2164. doi:<https://doi.org/10.1016/j.dam.2011.07.001>.
- Wan, P.-J., Alzoubi, K. M., & Frieder, O. (2004). Distributed construction of connected dominating set in wireless ad hoc networks. *Mobile Networks and Applications*, 9, 141–149. doi:<https://doi.org/10.1023/B: MONE.0000013625.87793.13>.
- Wu, J. (2002). Extended dominating-set-based routing in ad hoc wireless networks with unidirectional links. *IEEE transactions on parallel and distributed systems*, 13, 866–881. doi:<https://doi.org/10.1109/TPDS.2002.1036062>.
- Wu, J., Wu, B., & Stojmenovic, I. (2003). Power-aware broadcasting and activity scheduling in ad hoc wireless networks using connected dominating sets. *Wireless Communications and Mobile Computing*, 3, 425–438. doi:<https://doi.org/10.1002/wcm.125>.