

What would Harry say? Building Dialogue Agents for Characters in a Story

Nuo Chen^{†*}, Yan Wang^{‡§}, Haiyun Jiang[‡]
Deng Cai[‡], Ziyang Chen[‡] and Jia Li^{†§}

[†]Hong Kong University of Science and Technology (Guangzhou),

Hong Kong University of Science and Technology

[‡]NLP Group, Tencent AI Lab

[†]chennuo26@gmail.com

Abstract

We present HPD: Harry Potter Dialogue Dataset to facilitate the study of building dialogue agents for characters in a story. It differs from existing dialogue datasets in two aspects: 1) HPD provides rich background information about the novel Harry Potter, including scene, character attributes, and character relations; 2) All these background information will change as the story goes on. In other words, each dialogue session in HPD correlates to a different background, and the storyline determines how the background changes. We evaluate some baselines (e.g., GPT-2, BOB) on both automatic and human metrics to determine how well they can generate Harry Potter-like responses. Experimental results indicate that although the generated responses are fluent and relevant to the dialogue history, they are remained to sound out of character for Harry, indicating there is a large headroom for future studies. Our dataset is available.¹

1 Introduction

Building intelligent dialogue systems is a long-standing pursuit of the NLP community. Recently, a growing body of research (Miller et al., 2017; Zhang et al., 2018a, 2020; Zhou et al., 2021; Gu et al., 2022; Song et al., 2021; Chen et al., 2021; Thoppilan et al., 2022; You et al., 2021) has achieved great progress in this area. Although previous works have attempted to endow dialogue systems with persona (Zhang et al., 2018a; Song et al., 2021), emotions (Liu et al., 2021), and knowledge (Miller et al., 2017; Thoppilan et al., 2022), this paper takes a further step to build dialogue agents for characters in a story.

Building such dialogue systems poses new challenges: First, it is indispensable for deeply understanding the storyline over each dialogue session,

* Work done when interned at Tencent AI Lab.[§] Indicates Corresponding authors.

¹<https://github.com/nuochenpku/Harry-Potter-Dialogue-Dataset>

Dataset	Sc.	Atr.	Rel.	Dy.	Sl.
Douban (2017)	×	×	×	×	×
Ubuntu (2015)	×	×	×	×	×
TaoBao (2018b)	×	×	×	×	×
PchatbotW (2021)	×	✓	×	×	×
PeDialog (2019)	×	✓	×	×	×
KvPI (2020)	×	✓	×	×	×
P-CHAT (2018a)	×	✓	×	×	×
WOW (2019)	✓	✓	×	×	×
Fri-QA (2019)	×	✓	✓	×	×
Focus (2021)	✓	✓	✓	×	×
Ours	✓	✓	✓	✓	✓

Table 1: Datasets Comparison. **Sc.**, **Atr.**, **Rel.**, **Dy.** and **Sl.** denote **Scenes**, **Attributes**, **Relations**, **Dynamic** and **Storyline**, separately.

which refers to what happened before the conversation. Second, all types of storyline-related information, such as scene, character relations and character attributes, are time-sensitive, they dynamically change as the story goes on. Modeling the storyline and these dynamic background information effectively is crucial for dialogue agents to mimic the character behaviors in a specific conversation.

The above characteristics are not included in existing dialogue datasets. As shown in Table 1, although some related studies (Zhang et al., 2018a; Zheng et al., 2019; Jang et al., 2021) already correspond dialogues to scene, relations, and attributes, one main issue is that such corpora only contain static information without any changes, and their dialogues sessions do not accordance to any storyline. To this end, we propose Harry Potter Dialogue (HPD), the first dialogue dataset that integrates with **scene**, **attributes** and **relations** which are **dynamically** changed as the **storyline** goes on. Our work can facilitate research to construct more human-like conversational systems in practice. For example, virtual assistant, NPC in games, etc.

Concretely, we collect data from the Harry Potter Series in the hopes of creating a Harry-Potter-like dialogue agent. We hire some professional anno-

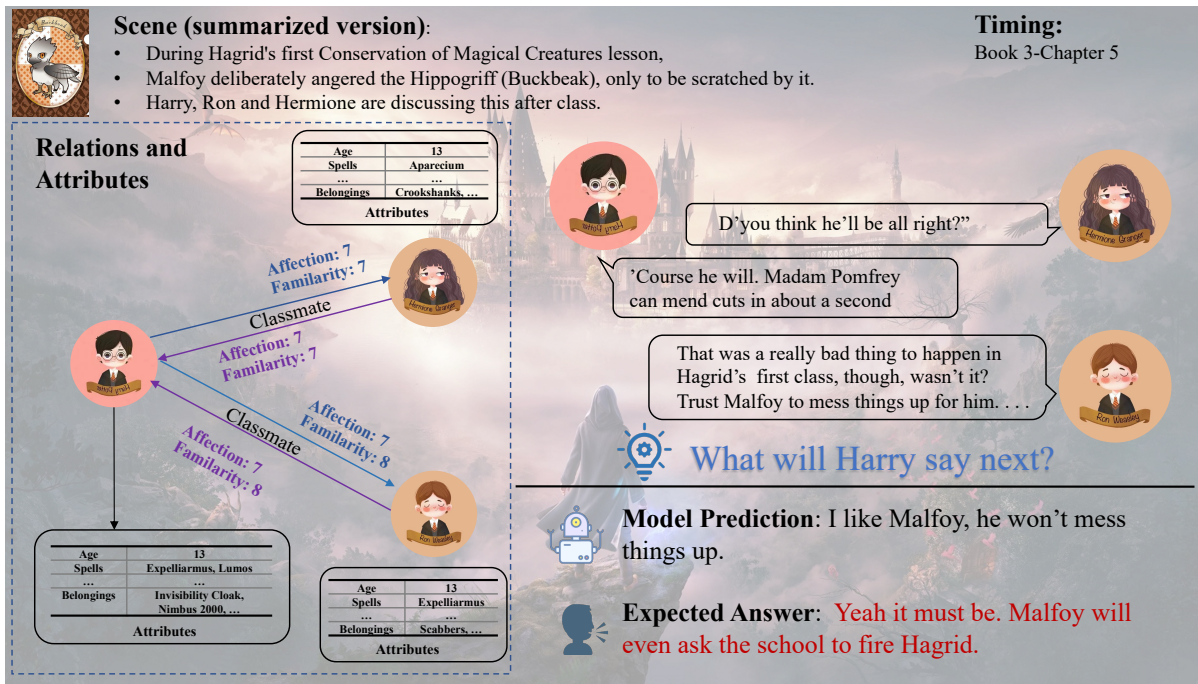


Figure 1: A conversation example selected from Book 3-Chapter 5 in Harry Potter Series, which involves Harry, Hermione and Ron. In this example, we present scene and timing of the conversation, and relations and attributes of speakers. Texts in red refers to the expected response.

tators who are also addicted Harry Potter fans to extract and annotate the dialogues in the books. To be more specific, we first annotate the speakers of each dialogue so that the model can aware of who he is talking with. Then, we annotate three types of background information: scene, relations, and attributes. The **scene** is the paragraphs around a dialogue session, it incorporates information about when, where, and why the dialogue took place. The **relation** is a matrix indicates the fine-grained relations between Harry and other characters. The **attribute** is another matrix that records the main attributes of each character, such as gender, age, spells, and belongings². All these background information will change as the story goes on, which means that each dialogue session corresponds to a unique background. In total, we annotate 113 key characters, each having 12 relations to Harry Potter and 13 unique attributes.

Finally, we collect 1042 dialogue sessions as our training set and further construct a test set with

²Annotation costs mainly come from character attributes and relationships, which are dynamically annotated by each chapter. There are more than 100 important characters in novels. If we annotating all relations between each character will result in great expensive costs in time and money. Therefore, we only consider modeling the conversation of Harry in this work. Nevertheless, we also collect all character attributes for potential use of modeling conversations of other characters.

178 dialogue sessions to evaluate how similar a dialogue system is to Harry Potter. Each session in our test set consists of at least one positive response and 9 negative responses. This test set can facilitate the evaluation of both generation-based and retrieval-based dialogue systems.

We benchmark several strong dialogue systems on our HPD, including three generation-based models and one retrieval-based models. Automatic and human evaluation results show that generated responses from these models are still far-away from the high quality Harry Potter-like responses, indicating there is a large headroom for improvement.

The rest of the paper is organized as follows: We first introduce task definition in Section 2, and then describe our dataset collection in Section 3. Thereafter, we discuss baselines in Section 4 and report the extensive experiment results in Section 5. Some examples and case studies are presented in Section 6. Finally, we conclude the paper in Section 7.

2 Task Definition

We use the Harry Potter Series as our test-bed with the aim of creating dialogue agents for characters in a story. The generated responses of such this dialogue agent should be not only relevant to the context, but also seems like something Harry would

say at this time and scene.

Figure 1 shows some main factors that affect the behaviors of Harry in a conversation. The first factor is the conversation history, which is the most important factor that determines Harry’s response. The scene, which is the second factor, provides details about the motivation (*The Hippogriff Buckbeak attacked Draco Malfoy at Hagrid’s first Conservation of Magical Creature lesson*) of this dialogue. The third factor is the participants information (**attributes and relations**), obviously Harry’s behaviors will be totally different to Hermione and Malfoy. The latter two factors are exactly determined by the timing of this dialogue (*Book 3-Chapter 5*), so they are continuously varied over the storyline.

Formally, the task of building dialogue agents for characters in a storyline can be defined as follows: Given a dialogue history \mathbf{H} , corresponding dialogue scene \mathbf{S} and participants information \mathbf{P} as input, which are changed depending on the development of storyline. The dialogue agent is supposed to generate a response $\mathbf{Y} = y_1, y_2, \dots, y_n$:

$$\mathcal{Y} = \underset{Y}{\operatorname{argmax}} P(\mathbf{Y}|\mathbf{H}, \mathbf{S}, \mathbf{P})$$

It is worth noting that the format of \mathbf{H} , \mathbf{S} , and \mathbf{P} are not strictly limited. In this paper we will format \mathbf{H} and \mathbf{S} as natural language sentences, and provides \mathbf{P} in key-value pair formats.

3 Dataset Construction

A high-quality dataset including all pertinent information in section 2 is the prerequisite for building dialogue agents for characters in a story. Unfortunately, so far there are currently no publicly available datasets that provide the information about the dialogue scene and participants. To facilitate the study of this task, we construct a new dataset from the popular fictions Harry Potter Series, in the hopes of creating a Harry-Potter-like dialogue system. All dialogue sessions that Harry participated in are collected in this dataset, along with fine-grained annotated dialogue scenes and participant information. The annotation work in this study is done by four addicted fans of Harry Potter³.

We collect the following parts to construct our dataset, as shown in Figure 1: The dialogue part

³We recruit annotators from a professional data company with the requirements that they should be familiar with Harry Potter. Then we interview every candidate to ensure they are eligible for our task. Finally, we selected the top-4 as our annotators.

(Section 3.1) contains all utterances in the dialogue sessions, as well as the speaker’s name of each utterance. The scene part (Section 3.2) includes the text around the dialogue session, whose length ranges from several paragraphs to a whole chapter. Finally, the speaker information part (Section 3.3), which consists of attributes and relations of characters, is shown in the left part of Figure 1. Please note that these scenes, attributes, and relations are time-sensitive, they may change as the story plots go on, which are shown with color words in the selected example of Figure 2. So the annotators are requested to annotate them session by session.

3.1 Dialogue Construction

Dialogue sessions in the books have been divided into two folds: training set and test set. Their main difference is that each training session contains 1 positive response only, while each test dialogue session consists of at least 1 positive response and 9 negative responses.

Training Set we request the annotators to extract all multi-turn dialogues from the books. Besides, the speaker name of each utterance in the session is labeled as well.

Test Set The effectiveness of dialogue models should be evaluated using a well-designed test set. However, if we directly select the test dialogue sessions from the books, it may meet serious dialogue leakage problems, i.e. the fact that we evaluate on data that were also present in the pre-training corpus. To prevent this problem, we deliberately design a test set in the following steps:

- First, we manually select some raw dialogues which meet the following requirements: (i) Dialogues with only one speaker, which contains only one or two sentences; (ii) Dialogues, in which no response from other speakers of the last question. For these samples, we pick out dialogues that are relevant to Harry and can be answered from Harry’s perspective to construct the test set.
- Second, directly asking the annotators to compose an acceptable and natural response from scratch for each dialogue is quite challenging. We thus fine-tune several pre-trained dialogues models on our training set, and use them to generate potential responses for each selected dialogue session. In detail, we fine-tune two types of models: generation-based

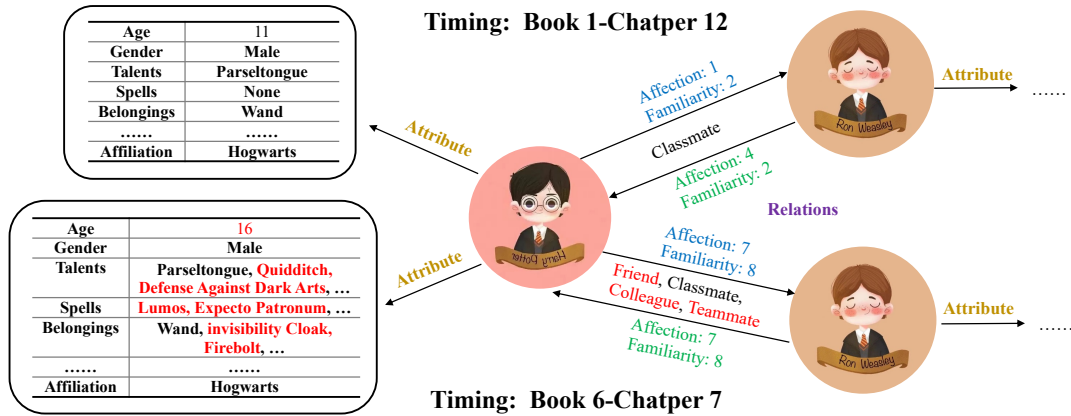


Figure 2: Data examples from two different timings: Book 1-Chapter 12 and Book 6-Chapter 7. Words in red denote the changed relations and attributes.

and retrieval-based dialogue models in Harry Potter novels. Subsequently, each model is required to predict 10 responses as the candidates of the test set.

- Third, we ask three annotators to select the most reasonable responses from the predictions as the positive response (ground-truth)⁴ while others are regarded as negatives. And the other one is responsible for integrating their annotations. If all predictions are considered unreasonable texts, the annotator would write a reasonable response from scratch.

This setup has advantages over employing a single annotator to label predictions: One annotator may regard some predictions as positive responses while others may label them as negatives. Hence, the other annotator can be used to measure the quality of annotated answers when they have disagreements. These strategies help to prevent spam and bias, and thus get high agreement data. Finally, we manually double-check and revise mistakes to further ensure the data quality.

3.2 Scenes Construction

In our dataset collection, we annotate scenes as the textual background information of each dialogue session. In our settings, the text that surrounds and immediately relates to the dialogue is regarded as the scene. Annotators are required to label the beginning and end of a scene in units of paragraphs. In other words, scenes are composed of several consistent paragraphs. There are two guiding principles: The first is that the longest scene cannot be

⁴Some questions may have multiple valid answers

longer than one chapter, and the second is that no scene can contain more than one dialogue session.

Similarly, three of the annotators are responsible for scene annotation, and the remaining one is responsible for integrating their annotations to obtain high agreement data.

3.3 Attributes and Relations Construction

One of the most important and appealing property of our benchmark is fine-grained annotated character information, which include the attributes and relations of the characters.

We divide the attributes into two categories: (1) inborn; (2) nurture. The former denotes some innate attributes or abilities, which contains Gender, Age, Lineage, Talents and Looks. The latter refers to properties through acquired efforts or opportunities, including Achievement, Title, Belongings, Export, Hobby, Character, Spells and Nickname, as some cases are presented in Figure 2. In total, we collect 13 attributes for each character, which basically covers most properties that can be captured in Harry Potter series.

The relations between Harry and other characters can be classified into binary relations and discrete relations. The former includes 8 types, which are Friend, Classmate, Teacher, Family, Lover, Opponent, Teammate, Enemy. Multiple binary relations can exist between two characters. Harry and Ron, for instance, are friends, classmates, and teammates in the Quidditch team (In Book-6 only).

There are 4 types of discrete relations: (1) Harry’s Familiarity to someone, (2) Harry’s Affection to someone, (3) someone’s

Statistics	Train	Test
<i>per dialogue</i>		
Average Turns	13.8	8.6
Maximum Speakers	20	8
Minimum Speakers	2	2
<i>per sentence</i>		
Average Length	32.9	28.3
Maximum Length	77	31
Minimum Length	3	7
Total Dialogues	1042	178

Table 3: Data statics of collected dialogues.

4.1 Generation Models

We choose three popular pre-trained generation models: GPT-2 (Radford et al., 2019), EVA (Gu et al., 2022) and Bert-over-Bert (BOB) (Song et al., 2021) as our backbones, which have demonstrated strong performances on the task of open-domain dialogue (Zheng et al., 2019; Dinan et al., 2019).

GPT is a well-known pre-trained language model, which is designed for text generation. We directly fine-tune GPT in Harry Potter Novels with its raw pre-training tasks. During inference, we take the scenes as the model input, along with a prompt "Harry says:" at the end of the scenes. Then, the decoder will sample a word over distribution in an auto-regressive manner to generate responses.

EVA is an open-domain generation dialogue system, which achieves state-of-the-art performances in multiple dialogue datasets. When fine-tuning EVA⁷ on HPD, for each dialogue session with n utterances, previous $n-1$ dialogue history utterances are seen as \mathbf{X} and fed into the encoder, and thus, the model is trained to generate the last n -th utterance from the decoder.

BOB is designed for personalized dialogue system, which consists of one BERT-based encoder and two BERT-based decoders⁸. In order to validate the effect of annotated persona knowledge, we train BOB with two different **input settings**: (1) BOB only takes each dialogue session as input, called *Ori-BOB*; (2) BOB takes both each dialogue session and speaker personas as input, which includes character relations, named *Per-BOB*. Concretely, we made a preliminary attempt to transfer annotated Familiarity and Affection into

⁷<https://github.com/thu-coai/EVA/>

⁸<https://github.com/songhaoyu/BoB>

natural language text via some pre-defined rules in Appendix B. For instance, Harry’s Familiarity with Hagrid is 5, which can be explained as "*Harry is relatively familiar with Hagrid.*". In this way, we hope model learns to capture the relations between characters.

4.2 Retrieval-based Model

Retrieval-based models are required to select the best response to a given dialogue context from a set of candidate responses. Since we already provide at least 9 negative samples for each dialogue session in the test set, the task of our retrieval-based model is to select the positive responses from all possible candidates. In this paper, we select BERT-FP (Han et al., 2021) as our baseline model.

BERT-FP is a commonly-used strong retrieval-based dialogue system, which devises several post-training objectives. When fine-tuning BERT-FP, given $n-1$ utterances in each dialogue session, the model is required to find the ground-truth response from candidate answers. Concretely, we first post-train BERT-FP in Harry Potter novels and then fine-tune the resulting model in the collected HPD.

5 Experiments

5.1 Evaluation Metric

We evaluate the response from baseline models from two main aspects: *response quality* and *persona consistency* of Harry. For a fair comparison, we employ both automatic and human evaluations.

5.2 Automatic Metrics

Dist.1: the most commonly-used evaluation metric that evaluate the diversity and informativeness of responses.

PPL: another popular metric that evaluates the fluency and relevance (to context) of responses. Lower perplexity represents better language modeling performance.

$\Delta\mathbf{P}$: Δ Perplexity ($\Delta\mathbf{P}$) is a new metric proposed by (Song et al., 2021). It measures consistency from generation-based models’ internal distributions. In order to evaluate models fairly in our settings, we reformulate $\Delta\mathbf{P}$ as :

$$\Delta\mathbf{P} = \frac{\text{PPL.}(Negatives) - \text{PPL.}(Positive)}{\text{PPL.}(Negatives) + \text{PPL.}(Positive)}$$

In this way, we normalize the value of $\Delta\mathbf{P}$ from 0 to 1. Larger $\Delta\mathbf{P}$ denotes model performs better in distinguishing positives from negatives.

MAUVE (Pillutla et al., 2021): an effective metric for evaluating generated text, which measures the token representation distribution closeness between the generated text and human-written text. Higher MAUVE means the generated text more human-likes.

$\Delta\mathbf{M}$: a new metric proposed by us. We formulate it as:

$$\Delta\mathbf{M} = \text{MAUVE}(Positive, Response) - \text{MAUVE}(Negative, Response)$$

where a larger $\Delta\mathbf{M}$ denotes the generated text is more Harry-like. Considering negatives in our test set may betray the background of the dialogue or personal information of the speakers, and even has lower fluency. Therefore, larger $\Delta\mathbf{M}$ also represents higher consistency to the scene, attributes, and relations to some extent.

In detail, we utilize all collected negatives from each dialogue session in the test set to compute $\Delta\mathbf{M}$ and $\Delta\mathbf{P}$, and report average results.

For evaluating the retrieval-based model, we also employ some common metrics: MAP (mean average precision), MRR (mean reciprocal rank), and P@1 (precision at one). Recall also be considered, which is used as R10@k, which implies that the correct response exists among the top k candidates out of the ten candidate responses.

Human Evaluations To evaluate the performance of generation-based model more comprehensively, 4 annotators are further requested to evaluate the quality and consistency of generated responses on our test set.

All annotators are asked to evaluate the persona consistency from four criteria: Fluency (**Flue.**), Relevance with the Scene (**Relv.Sce.**), Relevance with the Attributes (**Relv.Att.**) and Relevance with the Relations (**Relv.Re.**). Concretely, the latter three indicates how Harry-like the response is, because a Harry-like response should consistent to all background information.

Each criterion is rated on a five-scale, where 1, 3 and 5 represent unreasonable, moderate and perfect performance, respectively. For instance, **Flue.** 1 denotes the generated response is cluttered and unreadable and **Flue.** 3 means the generated response is basically readable but

Generation-based					
Model	Dist.1(\uparrow)	P(\downarrow)	$\Delta\mathbf{P}$ (\uparrow)	\mathbf{M} (\uparrow)	$\Delta\mathbf{M}$ (\uparrow)
GPT-2	9.86	18.3	0.12	0.809	-0.164
Ori-BOB	12.87	3.03	0.21	0.940	-0.011
Per-BOB	13.25	2.41	0.08	0.948	0.003
EVA	23.01	37.8	0.54	0.968	0.192
Retrieval-based					
Model	MAP	MRR	P@1	R10@1	R10@5
BERT-FP	0.468	0.468	0.259	0.259	0.788

Table 4: Automatic evaluation results of three generation-based and one retrieval-based models. **P** and **M** represent **PPL.** and **MAUVE**, separately. Ori-BOB denotes the input of BOB only consists of dialogue sessions. Per-BOB refers to the input of BOB contains dialogue sessions and speaker relations.

has some minor errors. As for latter three metrics, **Relv.Sce./Relv.Att./Relv.Re.** 1 refers generated responses completely violate scenes, Harry’s attributes and relations with other characters. **Relv.Sce./Relv.Att./Relv.Re.** 3 denotes generated responses relatively reflect some information of the scenes, Harry’s attributes and relations with other characters but still contradict some facts at the specific storyline. **Relv.Sce./Relv.Att./Relv.Re.** 5 indicates generated responses basically conform to the scenes, Harry’s attributes and relations with other characters and have no obvious factual errors.

5.3 Experimental Setup

During training, we follow the most original experimental settings (e.g., learning rate and batch size) of baselines from their initialized works⁹. In detail, we employ large and xlarge version of GPT-2 and EVA, separately. For all generation models, the maximum lengths of the encoder and decoder are set to 128 and 64. We fine-tune GPT2-large with 11 epochs in our dataset. When training EVA and BOB, the epochs are 10 and 80. Notice that, we initialize BOB from the checkpoint trained on PersonalDialogue (Zheng et al., 2019). When training BERT-FP, the max sequence length and epochs are set to 256 and 20 with 8e-6 learning rate.

5.4 Automatic Evaluation

We first report four models results on automatic metrics in Table 4: (1) At the first glance of the table, three-generation models achieve relatively

⁹The dataset is in both Chinese and English. The experiments are conducted on the Chinese version.

Model	Flue.	Relv.Sce.	Relv.Att.	Relv.Re.
GPT-2	3.34	1.68	1.9	1.5
EVA	4.27	2.38	2.5	2.04
Ori-BOB	4.01	1.93	1.78	1.9
Per-BOB	4.2	2.01	2.16	2.15

Table 5: Human evaluation results of three generation models on the testset of HPD.

high scores on **Dist.1**. Specially, EVA achieves the best results with 23.01, which denotes its generated responses have higher diversity. (2) Secondly, we can find Per-BOB has the lowest **PPL**. (2.41), indicating it seems has learned a good dialogue language model fitting our dataset, but lowest ΔP (0.08) means it still not has a deep understanding of the background information over each dialogue session. (3) Thirdly, all models achieve high MAUVE scores, showing that their generated responses are close to the human-written texts in terms of token distribution, especially for EVA, which obtains 0.968 MAUVE scores. (4) Lastly, GPT and Ori-BOB get -0.164 and -0.011 scores on ΔM validate it can not distinguish negatives and ground-truth responses, that is, the generated responses from GPT-2 and Ori-BOB are universal but not personalized. Interestingly, similar phenomena occurs in BOB, which obtains only 0.003 MAUVE score. And EVA achieves the best ΔM score among these models, indicating its ability of capturing scenes and speaker information of dialogues is stronger than the other two models.

BERT-FP also performs poorly on $P@1$ score (25.9%) and MAP score (46.8%) in the retrieval-based task. The results show the current state-of-the-art retrieval-based model also can not handle the challenge of our benchmark, and thus, there is a ample room for future improvement.

5.5 Human Evaluation

The human evaluation results are shown in Table 5. From the table, we can observe the following conclusions: (1) all generation models performed well on **Flue.**, where GPT-2, Ori-BOB, Per-BOB and EVA obtain 3.34, 4.01, 4.2 and 4.27 scores separately, which are consistent with their performances in automatic evaluation results. (2) All these models significantly perform better on **Flue.** than the other three dimensions, indicating although the generated responses seem reasonable but doesn't capture the attributes and relation information within the given scene, or even violates these properties.

In detail, no model outperforms 3 score on each **Relv.Sce.**, **Relv.Att.** and **Relv.Re.**, reflecting almost all generated responses can not be seen as qualified Harry Potter-like responses, which are not semantically consistent with the given scene and speaker information. (3) Moreover, GPT-2 performs worst in these dimensions with only 1.69 average score. We guess it is because that GPT-2 is a text-generated model, so it cannot capture the dialogue flow and generating universal texts only. (4) Per-BOB shows better results than Ori-BOB, especially on **Relv.Re.**, proving incorporating *Familiarity* and *Affection* information into the input indeed help the model understand the relations between speakers. As can be seen from the above results, performances of these models in terms of human evaluation basically match their results on ΔM and ΔP .

In general, all these evaluation results prove how to effectively incorporate character relations and attributes knowledge over each dialogue session is still to explore, which can be seen as our future work.

6 Case Study

We present some sampled cases in Table 6 and Table 7. A fundamental goal of our task is to generate the reasonable response which takes scenes and speaker information into consideration. From the tables, we analyze some typical errors of these baseline models.

Relationship Contradiction Seen in the Case 1 from Table 6, we can find the scene of this dialogue can be summarized as *"Dumbledore is comforting Harry to get out of the shadow of Sirius' death."* The given relations denotes Harry has higher affection and familiarity towards Dumbledore and Sirius. Therefore, the expected response from Harry should be polite and friendly at least. Nevertheless, each generation sentence from baselines are universal but far from meeting our expectations. Concretely, responses from GPT and two BOB models reveal the meaning of strong and unreasonable, which beyond of the relationship between Harry and Dumbledore. Moreover, response from EVA is against the close relationship between Harry and Sirius.

Attributes Contradiction Seen in the Case 2 from Table 6, The scene of selected dialogue is about *"Harry finds himself able to converse with*

snakes." and Harry is facing questioning from Pears, who often bullies Harry with Dudley. At that time, Harry doesn't know anything about the wizarding world, and hasn't known and gone to Hogwarts yet. However, all generated responses violate this fact, which involved some characters or things related with Hogwarts. For instance, the generated response from BOB even states that he has an owl. But in the novel's timing (Book 1-Chapter 2), he didn't know Hagrid under the circumstances, let alone an owl.

Dynamic attributes and relations Contradiction Intuitively, a higher pursuit of our task is expect the dialogue system can generate the logical response according to dynamic attributes and relations between characters. We present case studies to verify the ability of baselines. Two cases are shown in the Table 7. In Case 3, the context of scene is *"Ron called Harry, only to be picked up by Vernon. Vernon is unhappy with this and is berating Harry."*. Considering, Ron is one of his best friend (can be inferred from their affection and familiarity) at that time, the expected response from Harry should reflect this. In contrast, in Case 4, the dialogue occurs under the background of *"Harry and Ron misunderstood each other over the Goblet of Fire thing, and they were very angry with each other. At this point, Hermione told Harry to go to the Hogsmeade village to relax."*. Therefore, Harry's affection for Ron has a large drop (-12) when changing scene in Case 3 to scene in Case 4. Specifically, Harry must have been reluctant to see Ron at the timing of Case 4, and thus, the expected response should contain the similar meanings. Unfortunately, the generated response from current baselines don't take these dynamic attributes and relations into consideration.

In summary, the error analysis once again show that the existing approaches falls well short of generating smooth and reasonable Harry-like responses. Even incorporating some character relation information into Per-BOB, the generated responses appear slightly reasonable in only a few instances (Case 3).

7 Conclusion

In this paper, we propose a new benchmark named Harry Potter Dataset (HPD) to promote building dialogue agents for characters in story. Unlike existing datasets, HPD not only contains interesting dialogues, but also consists of scenes, attributes and

relations which are dynamically changed as the storyline goes on. It also provides a well-designed test set to facilitate the evaluation of both generation-based and retrieval-based dialogue agents. Concretely, annotated scenes are several paragraphs which are around a dialogue session. Considering expensive manually-labeled costs, attributes and relations of each character are provided as key-value pairs. Results and case studies prove performances of current state-of-the-art models on HPD is far away from the human expectation, proving there is ample room for improvement. We hope this work can draw more attention in real and efficient person-like dialogue modeling in the virtual world.

Ethical Statement

To avoid the potential issue of using Harry Potter Novels, we promise the annotated dataset is developed for non-commercial use. Moreover, we only provide the line number and page number of each collected dialogue in Harry Potter novel rather than give the detailed content of each dialogue session. We further supply the script to extract corresponding raw dialogue data from the novels according to the provided line and page numbers, in which the data format is the same as the data examples in Table 6 and Table 7. As for the annotated character attributes and relations, we have our own copyright and will release for research communities.

Limitations

The main target of this paper is towards building dialogue agents for characters in a story. In this paper, we present a new benchmark named Harry Potter Dialogue (HPD) in the hope of creating a Harry-Potter-like dialogue agent. The significant feature of HPD is that it contains detailed scenes and fine-grained attributes and relations of each speaker which are dynamically changed as the storyline goes on. More generally, we expect the core idea of this paper can give insights into other research communities that want to build effective person-like chatbots in the virtual world. Admittedly, the data of the proposed dataset from Harry Potter Series are restricted to the specific area, that is, Harry Potter Magic World. These concerns warrant further research and consideration when utilizing this work to build intelligent person-like dialogue systems in the virtual world.

Case 1	Case 2
<p>Scene “And now, Harry, on a closely related subject . . . I gather that you have been taking the Daily Prophet over the last two weeks?” “Yes,” said Harry, and his heart beat a little faster. . . “— to worry or frighten them?” said Dumbledore, surveying Harry over the top of his half-moon spectacles. “Or perhaps, to confess that you yourself are worried and frightened? You need your friends, Harry. As you so rightly said, Sirius would not have wanted you to shut yourself away.”</p> <p>Timeline Book 6-Chapter 4</p> <p>Speakers Harry and Dumbledore</p> <p>Harry Attributes Gender: Male Age: 16 Talent: Quidditch, Parseltongue ... Affiliation: Hogwarts Lineage: Pure Blood Wizard Belongings: Holly Phoenix Feather Wand, Owl, Invisibility Cloak, Pocket Looking Glass, Firebolt-Broom, Marauder’s Map</p> <p>Relations Harry’s affection for Dumbledore : 6 Harry’s familiarity with Dumbledore : 6 Harry’s affection for Sirius : 8 Harry’s familiarity with Sirius : 6</p> <p>Family Parents: James Potter and Lily Potter Godfather: Sirius ...</p> <p>Dialogue Dumbledore: And now, Harry, on a closely related subject . . . I gather that you have been taking the Daily Prophet over the last two weeks? Harry: Yes ... Dumbledore: I think they ought to know. You do them a disservice by not confiding something this important to them. Harry: I didn’t want — Dumbledore: Or perhaps, to confess that you yourself are worried and frightened? You need your friends, Harry. As you so rightly said, Sirius would not have wanted you to shut yourself away.</p> <p>Generated Responses GPT: I do not need friends. EVA: He wants to, he wants too much. Ori-BOB: I think they are meaningless... Per-BOB: It is not your business, because it’s my own choice. Expected Response: Yes, Sirius really doesn’t want that, maybe I should talk to them.</p>	<p>Scene After lunch they went to the reptile house. It was cool and dark in there, with lit windows all along the walls. Behind the glass, all sorts of lizards and snakes were crawling and slithering over bits of wood and stone. . . Dudley was telling them how it had nearly bitten off his leg, while Piers was swearing it had tried to squeeze him to death. But worst of all, for Harry at least, was Piers calming dBe-longings enough to say, “Harry was talking to it, weren’t you, Harry?”</p> <p>Timeline Book 1-Chapter 2</p> <p>Speakers Harry, Snake, Piers and Dudley</p> <p>Harry Attributes Gender: Male Age: 11 Talent: Parseltongue ... Affiliation: None Lineage: None Belongings: None</p> <p>Relations Harry’s affection for Dudley : -4 Harry’s familiarity with Dumbledore : 6 Harry’s affection for Dumbledore : -3 Harry’s familiarity with Dumbledore : 2</p> <p>Family Parents: James Potter and Lily Potter Relatives: Dudley, Aunt Petunia and Uncle Vernon ...</p> <p>Dialogue Dudley: Make it move. Do it again...This is boring. Snake: I get that all the time. Harry: I know, it must be really annoying. Where do you come from, anyway? ... Pears: DUDLEY! MR. DURSLEY! COME AND LOOK AT THIS SNAKE! YOU WON’T BELIEVE WHAT IT’S DOING! ... Pears: Harry was talking to it, weren’t you?</p> <p>Generated Responses GPT: I do not know... I want to go to Hogwarts. EVA: Sorry, Professor Snape, this is an accident. Ori-BOB: I think so, Hagrid. Per-BOB: Let us go to see Hagrid with my owl. Expected Response: I don’t know, you stop talking nonsense, please stop targeting me.</p>

Table 6: Data examples of our dataset and generated responses by baselines (1).

Case 3	Case 4
<p>Scene Harry was particularly keen to avoid trouble with his aunt and uncle at the moment, as they were already in an especially bad mood with him, all because he'd received a telephone call from a fellow wizard one week into the school vacation. . . And he threw the receiver back onto the telephone as if dropping a poisonous spider. The fight that had followed had been one of the worst ever. "HOW DARE YOU GIVE THIS NUMBER TO PEOPLE LIKE — PEOPLE LIKE YOU !" Uncle Vernon had roared, spraying Harry with spit.</p> <p>Timeline Book 3-Chapter 1</p> <p>Speakers Harry, Vernon and Ron</p> <p>Harry Attributes Gender: Male Age: 13 Talent: Quidditch, Parseltongue ... Affiliation: Hogwarts Lineage: Pure Blood Wizard Own: Owl, Invisibility Cloak, Pocket Looking Glass</p> <p>Relations Harry's affection for Vernon : -5 Harry's familiarity with Vernon : 5 Harry's affection for Ron : 7 Harry's familiarity with Ron : 7</p> <p>Family Parents: James Potter and Lily Potter Relatives: Dudley, Aunt Petunia and Uncle Vernon Friends: Ron, Hermione and etc ...</p> <p>Dialogue Vernon: Vernon Dursley speaking. Ron: HELLO? HELLO? CAN YOU HEAR ME? I — WANT — TO — TALK — TO — HARRY — POTTER! Vernon: WHO IS THIS? WHO ARE YOU? Ron: RON — WEASLEY! I'M — A — FRIEND — OF — HARRY'S — FROM — SCHOOL — ... Vernon: HOW DARE YOU GIVE THIS NUMBER TO PEOPLE LIKE — PEOPLE LIKE YOU !</p> <p>Generated Responses GPT: He is finding for Sirius. EVA: I know him a lot. Ori-BOB: I think so, we can ... Per-BOB: I think I can have a call with...</p> <p>Expected Response: It's not my fault, Ron is a good friend of mine and I just want to keep in touch with them when I'm on vacation.</p>	<p>Scene So Harry put on his Invisibility Cloak in the dormitory, went back downstairs, and together he and Hermione set off for Hogsmeade. Harry felt wonderfully free under the cloak; he watched other students walking past them as they entered the village, most of them sporting Support Cedric Diggory! badges, but no horrible re- marks came his way for a change, and nobody was quoting that stupid article. . . "Why don't we go and have a butter beer in the Three Broomsticks, it's a bit cold, isn't it? You don't have to talk to Ron!" she added irritably, correctly interpreting his silence.</p> <p>Timeline Book 4-Chapter 19</p> <p>Speakers Harry and Hermione</p> <p>Harry Attributes Gender: Male Age: 14 Talent: Quidditch, Parseltongue ... Affiliation: Hogwarts Lineage: Pure Blood Wizard Own: Holly Phoenix Feather Wand, Owl, Invisibility Cloak, Pocket Looking Glass, Firebolt-Broom, Marauder's Map</p> <p>Relations Harry's affection for Ron : -5 Harry's familiarity with Ron : 7 Harry's affection for Hermione : 7 Harry's familiarity with Hermione : 7</p> <p>Family Parents: James Potter and Lily Potter Godfather: Sirius Relatives: Dudley, Aunt Petunia and Uncle Vernon Friends: Hermione... ...</p> <p>Dialogue Hermione: People keep looking at me now. They think I'm talking to myself. Harry: Don't move your lips so much then. Hermione: Come on, please just take off your cloak for a bit, no one's going to bother you here. Harry: Oh yeah? Look behind you. ... Hermione: Why don't we go and have a butterbeer in the Three Broomsticks, it's a bit cold, isn't it? You don't have to talk to Ron!</p> <p>Generated Responses GPT: I want to go to see Ron. EVA: He is not safe. Ori-BOB: We are the same. Per-BOB: Let us go to see Ron. What is he doing there? Expected Response: I'll go, but I don't want to meet Ron, I'm going to put on my invisibility cloak.</p>

Table 7: Data example of our dataset and generated responses by baselines (2).

References

- Nuo Chen, Chenyu You, and Yuexian Zou. 2021. Self-supervised dialogue learning for spoken conversational question answering. In *Interspeech*, pages 231–235. ISCA.
- Cristian Danescu-Niculescu-Mizil and Lillian Lee. 2011. Chameleons in imagined conversations: A new approach to understanding coordination of linguistic style in dialogs. In *CMCL@ACL*, pages 76–87. Association for Computational Linguistics.
- Emily Dinan, Stephen Roller, Kurt Shuster, Angela Fan, Michael Auli, and Jason Weston. 2019. Wizard of wikipedia: Knowledge-powered conversational agents. In *ICLR (Poster)*. OpenReview.net.
- Yuxian Gu, Jiaxin Wen, Hao Sun, Yi Song, Pei Ke, Chujie Zheng, Zheng Zhang, Jianzhu Yao, Xiaoyan Zhu, Jie Tang, and Minlie Huang. 2022. EVA2.0: Investigating open-domain chinese dialogue systems with large-scale pre-training. *arXiv preprint arXiv:2203.09313*.
- Janghoon Han, Taesuk Hong, Byoungjae Kim, Youngjoong Ko, and Jungyun Seo. 2021. [Fine-grained post-training for improving retrieval-based dialogue systems](#). In *Proceedings of the 2021 Conference of the North American Chapter of the Association for Computational Linguistics: Human Language Technologies*, pages 1549–1558, Online. Association for Computational Linguistics.
- Yoonna Jang, Jungwoo Lim, Yuna Hur, Dongsuk Oh, Suhyune Son, Yeonsoo Lee, Dong-Hoon Shin, Seungryong Kim, and Heuseok Lim. 2021. Call for customized conversation: Customized conversation grounding persona and knowledge. *CoRR*, abs/2112.08619.
- Satwik Kottur, Xiaoyu Wang, and Vitor Carvalho. 2017. Exploring personalized neural conversational models. In *IJCAI*, pages 3728–3734. ijcai.org.
- Jiwei Li, Michel Galley, Chris Brockett, Georgios P. Spithourakis, Jianfeng Gao, and William B. Dolan. 2016. A persona-based neural conversation model. In *ACL (1)*. The Association for Computer Linguistics.
- Siyang Liu, Chujie Zheng, Orianna Demasi, Sahand Sabour, Yu Li, Zhou Yu, Yong Jiang, and Minlie Huang. 2021. Towards emotional support dialog systems. In *ACL/IJCNLP (1)*, pages 3469–3483. Association for Computational Linguistics.
- Ryan Lowe, Nissan Pow, Iulian Serban, and Joelle Pineau. 2015. The ubuntu dialogue corpus: A large dataset for research in unstructured multi-turn dialogue systems. In *SIGDIAL Conference*, pages 285–294. The Association for Computer Linguistics.
- A. H. Miller, W. Feng, A. Fisch, J. Lu, D. Batra, A. Bordes, D. Parikh, and J. Weston. 2017. Parlai: A dialog research software platform. *arXiv preprint arXiv:1705.06476*.
- Krishna Pillutla, Swabha Swayamdipta, Rowan Zellers, John Thickstun, Sean Welleck, Yejin Choi, and Zaid Harchaoui. 2021. MAUVE: measuring the gap between neural text and human text using divergence frontiers. In *NeurIPS*, pages 4816–4828.
- Hongjin Qian, Xiaohe Li, Hanxun Zhong, Yu Guo, Yueyuan Ma, Yutao Zhu, Zhanliang Liu, Zhicheng Dou, and Ji-Rong Wen. 2021. Pchatbot: A large-scale dataset for personalized chatbot. In *SIGIR*, pages 2470–2477. ACM.
- Alec Radford, Jeffrey Wu, Rewon Child, David Luan, Dario Amodei, Ilya Sutskever, et al. 2019. Language models are unsupervised multitask learners. *OpenAI blog*, 1(8):9.
- Haoyu Song, Yan Wang, Kaiyan Zhang, Wei-Nan Zhang, and Ting Liu. 2021. [BoB: BERT over BERT for training persona-based dialogue models from limited personalized data](#). In *Proceedings of the 59th Annual Meeting of the Association for Computational Linguistics and the 11th International Joint Conference on Natural Language Processing (Volume 1: Long Papers)*, pages 167–177, Online. Association for Computational Linguistics.
- Haoyu Song, Yan Wang, Weinan Zhang, Zhengyu Zhao, Ting Liu, and Xiaojiang Liu. 2020. Profile consistency identification for open-domain dialogue agents. In *Proceedings of the 2020 Conference on Empirical Methods in Natural Language Processing (EMNLP)*, pages 6651–6662.
- Romal Thoppilan, Daniel De Freitas, Jamie Hall, Noam Shazeer, Apoorv Kulshreshtha, Heng-Tze Cheng, Alicia Jin, Taylor Bos, Leslie Baker, Yu Du, YaGuang Li, Hongrae Lee, Huaixiu Steven Zheng, Amin Ghafouri, Marcelo Menegali, Yanping Huang, Maxim Krikun, Dmitry Lepikhin, James Qin, Dehao Chen, Yuanzhong Xu, Zhifeng Chen, Adam Roberts, Maarten Bosma, Yanqi Zhou, Chung-Ching Chang, Igor Krivokon, Will Rusch, Marc Pickett, Kathleen S. Meier-Hellstern, Meredith Ringel Morris, Tulsee Doshi, Renelito Delos Santos, Toju Duke, Johnny Soraker, Ben Zevenbergen, Vinodkumar Prabhakaran, Mark Diaz, Ben Hutchinson, Kristen Olson, Alejandra Molina, Erin Hoffman-John, Josh Lee, Lora Aroyo, Ravi Rajakumar, Alena Butryna, Matthew Lamm, Viktoriya Kuzmina, Joe Fenton, Aaron Cohen, Rachel Bernstein, Ray Kurzweil, Blaise Aguera-Arcas, Claire Cui, Marian Croak, Ed H. Chi, and Quoc Le. 2022. Lamda: Language models for dialog applications. *CoRR*, abs/2201.08239.
- Thomas Wolf, Victor Sanh, Julien Chaumond, and Clement Delangue. 2019. Transfertransfo: A transfer learning approach for neural network based conversational agents. *CoRR*, abs/1901.08149.
- Yu Wu, Wei Wu, Chen Xing, Ming Zhou, and Zhoujun Li. 2017. Sequential matching network: A new architecture for multi-turn response selection in retrieval-based chatbots. In *ACL (1)*, pages 496–505. Association for Computational Linguistics.

- Zhengzhe Yang and Jinho D. Choi. 2019. Friendsqa: Open-domain question answering on TV show transcripts. In *SIGdial*, pages 188–197. Association for Computational Linguistics.
- Chenyu You, Nuo Chen, Fenglin Liu, Dongchao Yang, and Yuexian Zou. 2020. Towards data distillation for end-to-end spoken conversational question answering. *CoRR*, abs/2010.08923.
- Chenyu You, Nuo Chen, and Yuexian Zou. 2021. Self-supervised contrastive cross-modality representation learning for spoken question answering. In *EMNLP (Findings)*, pages 28–39. Association for Computational Linguistics.
- Saizheng Zhang, Emily Dinan, Jack Urbanek, Arthur Szlam, Douwe Kiela, and Jason Weston. 2018a. Personalizing dialogue agents: I have a dog, do you have pets too? In *ACL (1)*, pages 2204–2213. Association for Computational Linguistics.
- Wei-Nan Zhang, Qingfu Zhu, Yifa Wang, Yanyan Zhao, and Ting Liu. 2019. Neural personalized response generation as domain adaptation. *World Wide Web*, 22(4):1427–1446.
- Yizhe Zhang, Siqi Sun, Michel Galley, Yen-Chun Chen, Chris Brockett, Xiang Gao, Jianfeng Gao, Jingjing Liu, and Bill Dolan. 2020. Dialogpt: Large-scale generative pre-training for conversational response generation. In *ACL, system demonstration*.
- Zhuosheng Zhang, Jiangtong Li, Pengfei Zhu, Hai Zhao, and Gongshen Liu. 2018b. Modeling multi-turn conversation with deep utterance aggregation. In *COLING*, pages 3740–3752. Association for Computational Linguistics.
- Yinhe Zheng, Guanyi Chen, Minlie Huang, Song Liu, and Xuan Zhu. 2019. Personalized dialogue generation with diversified traits. *CoRR*, abs/1901.09672.
- Yinhe Zheng, Rongsheng Zhang, Minlie Huang, and Xiaoxi Mao. 2020. A pre-training based personalized dialogue generation model with persona-sparse data. In *AAAI*, pages 9693–9700. AAAI Press.
- Hao Zhou, Pei Ke, Zheng Zhang, Yuxian Gu, Yinhe Zheng, Chujie Zheng, Yida Wang, Chen Henry Wu, Hao Sun, Xiaocong Yang, Bosi Wen, Xiaoyan Zhu, Minlie Huang, and Jie Tang. 2021. EVA: An open-domain chinese dialogue system with large-scale generative pre-training. *arXiv preprint arXiv:2108.01547*.

A Related Work

Recently, building personalized dialogue systems draw a lot of attention from research communities. Aiming for promoting this area, several efforts and benchmarks (Danescu-Niculescu-Mizil and Lee, 2011; Zheng et al., 2019; Yang and Choi, 2019; Song et al., 2020; Zheng et al., 2020; You et al., 2020) have been made, demonstrating promising results for endowing personal style into dialogue systems. Some initial efforts (Danescu-Niculescu-Mizil and Lee, 2011) aimed modeling characters from movie.

Further developments provide personas via two types: implicit and explicit personalization. In the former stream (Kottur et al., 2017; Li et al., 2016; Zhang et al., 2019), each speaker personality information can be compressed as the persona embeddings. In this manner, the existing issue of these methods is hard to explain their effectiveness. For the latter (Wolf et al., 2019; Song et al., 2020), the personal information are provided as: (1) *dense personas*, such as speaker profile or text-described personas; (2) *sparse personas*, including some personality traits. For example, personas from (Zheng et al., 2019) are formulated as key-value pairs: "Age:xx, Gender:xx, Location: xx".

More recently, several efforts (Dinan et al., 2019; Yang and Choi, 2019; Jang et al., 2021) incorporated scenes and relations knowledge into each dialogue session for encouraging more real personalized conversation. (Yang and Choi, 2019) presented a open-domain question answering dataset excerpted from *Friends Series*, where each dialogue involves multiple speakers and their relations. (Jang et al., 2021) proposed FoCUS dataset where the customized responses are generated based on the user’s persona and Wikipedia background knowledge.

In this paper, our goal is to build dialogue agents for the character in a story, which requires modeling scenes and speaker information that are dynamically changed as the storyline goes on. However, the personality settings of current studies are static, and are not changed with scenes or times changing. Therefore, we present HPD: Harry Potter Dialogue Dataset, aiming for creating Harry-Potter-like dialogue agent. In detail, we annotate detailed scenes, attributes and relations of each speaker over given dialogues to help the model have a deeper understanding of the dialogue background information.



Figure 4: Affection Rules.

B Personas Annotating Rules

During our personas annotation, we first pre-define the annotation rules of Affection and Familiarity.

Affection is rated on a twenty-level, ranging from -10 to 10, where 10 indicates the highest affection and -10 indicates the lowest affection. And $\text{Score}(\text{Affection}) > 0$ denotes the character has the positive relationship with Harry while $\text{Score}(\text{Affection}) < 0$ means the character has the negative relationship with Harry.

Detailed rules shown in Figure 4, we almost provide comprehensive descriptions for each Affection level. For instance, $\text{Score}(\text{Affection})=1$ refers to *someone meting Harry for the first time* And $\text{Score}(\text{Affection})=-10$ means *someone killed Harry's parents*, where Voldemort meets this condition in the novels.

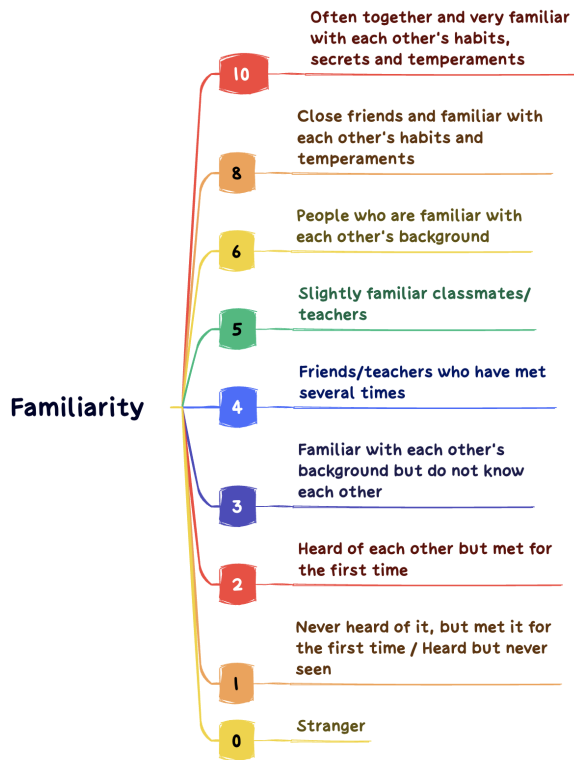


Figure 5: Familiarity Rules.

Familiarity Similarly, we also rate Familiarity with 10 level, which ranges from 0 to 10, where 10 indicates the highest affection and 0 indicates the lowest affection. We present detailed explanations for each Familiarity level in Figure 5. Concretely, $\text{Score}(\text{Familiarity})=0$ denotes stranger, and $\text{Score}(\text{Familiarity})=10$ denotes two characters who are often stay together and very familiar with each other's habits, secrets and temperaments.

During annotation, we ask each annotator following these rules to annotate Familiarity and Affection. In order to speed up the annotation speed and quality, We pre-annotated some examples to guide the annotators. Considering Affection and Familiarity work both ways, three annotators are required to annotate someone's Affection/Familiarity to Harry and Harry's Affection/Familiarity to someone chapter by chapter. And another annotator is responsible for measuring the quality of annotated data when the other three annotators have disagreements. To further control the data quality, we manually re-check and revise some controversial annotations.