

Pareto-Optimal Learning-Augmented Algorithms for Online K-Search Problems

Russell Lee^{#*} Bo Sun^{#†} John C.S. Lui[‡] Mohammad Hajiesmaili[§]

November 15, 2022

Abstract

This paper leverages machine learned predictions to design online algorithms for the k -max and k -min search problems. Our algorithms can achieve performances competitive with the offline algorithm in hindsight when the predictions are accurate (i.e., consistency) and also provide worst-case guarantees when the predictions are arbitrarily wrong (i.e., robustness). Further, we show that our algorithms have attained the Pareto-optimal trade-off between consistency and robustness, where no other algorithms for k -max or k -min search can improve on the consistency for a given robustness. To demonstrate the performance of our algorithms, we evaluate them in experiments of buying and selling Bitcoin.

[#]These authors contribute equally to this work.

^{*}University of Massachusetts Amherst. Email: rclee@cs.umass.edu.

[†]The Chinese University of Hong Kong. Email: bsun@cse.cuhk.edu.hk.

[‡]The Chinese University of Hong Kong. Email: cslui@cse.cuhk.edu.hk.

[§]University of Massachusetts Amherst. Email: hajiesmaili@cs.umass.edu.

1 Introduction

In the k -search problem, an online decision maker wants to sell (or buy) k units of an asset for the greatest profit (least cost) at the end of a time horizon. In other words, at each round, a time-varying price arrives and the decision maker wants to find the k largest (or smallest) prices of the asset, and the decision in each round is whether or not to trade one unit of the asset with the current observed price without knowing the future prices. In an online setting, a key challenge for the decision maker is balancing the profit/cost of selecting the current price and waiting for better prices at the risk that those prices never occur. The k -search problem is foundational for modeling online decision-making in financial markets and could find several other real-world applications in cloud job allocation [18], energy resource allocation [20], etc.

The online k -search problem has been tackled previously using the framework of online competitive analysis [6]. In this framework, the ultimate goal is to design online algorithms with the best possible *competitive ratio*, defined as the ratio between the cost (or profit) of an online algorithm and the offline optimum. [13] proposed two online threshold-based algorithms for both maximization and minimization versions of the k -search problem. The algorithm predetermines k threshold values, and selects the i -th asset only if its value is at least (at most) equal to the i -th threshold value in k -max (k -min) search. Then, by designing the threshold values optimally, the online algorithms can achieve the optimal competitive ratios for both versions of the k -search problem.

The classic online algorithms designed purely with guarantees of worst-case performance tend to ignore predictions outright and have underwhelming performance in common average-case scenarios. In practice, however, for most application scenarios, abundant historical data could be leveraged into machine learning (ML) tools for generating some predictions of the unknown future input, e.g., prices in k -search. The possibility of leveraging ML predictions in algorithm design has led to the recent development of learning-augmented online algorithms [14, 16], where the goal is to leverage predictions to improve the performance when predictions are accurate and preserve the robust worst-case guarantees when facing erroneous ML predictions. This high-level idea led to revisiting a wide range of online problems, including but not limited to caching [14], rent-or-buy problems [16, 19, 9, 12], facility location [8, 10], secretary matching [4, 7], metrical task systems [3], scheduling [5, 1], and bin packing [2, 21].

Motivated by the above direction of online algorithms with predictions, this paper aims to design the learning-augmented online algorithms for the k -search problem. This goal is particularly crucial for the k -search problem in domains of volatile financial markets, e.g., stock or cryptocurrency markets. In such applications, the ML predictions can frequently advise the wrong direction, which can result in drastic losses in capital relative to the best trade in hindsight.

We utilize the consistency-robustness framework [14], where consistency represents the competitive ratio when the prediction is accurate; and robustness is the competitive ratio regardless of the prediction error. Our goal is to design the algorithm that can achieve the Pareto-optimal trade-off between consistency and robustness, i.e., no other learning-augmented algorithm can simultaneously achieve better consistency and robustness than ours. Although learning-augmented algorithms have been an active research topic in recent years, the majority of prior work focus on algorithms that can provide bounded consistency and robustness. However, study about the Pareto-optimality of the trade-off is limited, with a few exceptions, e.g., ski rental problem [19], online conversion problem [17] and online matching problem [11]. This paper contributes to this line of research for the k -search problem.

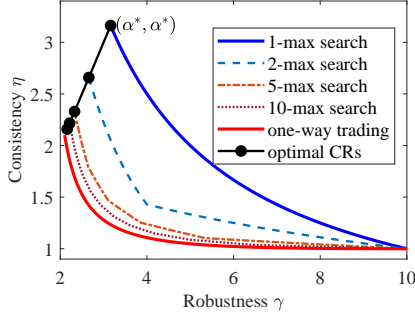


Figure 1: Comparing Pareto-optimal boundaries of k -max search with those of 1-max search and one-way trading in [17]. All curves start from a point (α^*, α^*) with both consistency and robustness equal to the corresponding worst-case optimal competitive ratio (CR), and end at the point $(\theta, 1)$. In this illustration, we set $p_{\max} = 50$, $p_{\min} = 5$ and $\theta = p_{\max}/p_{\min} = 10$, where p_{\max} and p_{\min} are upper and lower bounds of prices over the time horizon and known to the online algorithm.

1.1 Contributions

We first present lower bound results on the trade-off between consistency and robustness of any learning-augmented algorithms for both k -max and k -min problems. Specifically, we present a minimum consistency level for any algorithm that is γ -robust. The formal statements of the result are given in Theorem 3 for k -max and Theorem 8 for k -min.

Second, we design learning-augmented algorithms for k -max and k -min search, and prove that their robustness and consistency are Pareto-optimal. The high-level idea is to use the lower bound results for the trade-off between robustness and consistency as the target performance of the algorithms, and redesign the classic threshold values into piecewise threshold values that leverage a prediction of the actual maximum and minimum prices over the time horizon.

Third, we demonstrate the performance of our learning-augmented algorithms with numerical experiments on historical Bitcoin prices. In particular, we consider scenarios where the predictions fail and the price of Bitcoin drastically falls or rises. The proposed algorithms improve on worst-case optimized online algorithms that do not rely on prediction for decision making.

1.2 Comparison with prior work

We note that [17] considers a closely related online conversion problem as a framework for providing robustness and consistency guarantees for 1-max search and one-way trading with predictions. We first compare the trade-off between consistency and robustness for k -max search with the similar results in [17] for 1-max and one-way trading problems in Figure 1. In particular, we illustrate the Pareto boundaries of the consistency and robustness in one-way trading and the k -max search problem for four different values of k . For all problems, there exists a strong consistency-robustness trade-off, i.e., as the consistency improves from α^* , as the optimal worst-case competitive ratio, to the best possible ratio 1, the robustness degrades from α^* to the worst possible ratio θ . In addition, as the total number of selection budget k increases, the Pareto boundary of the k -max search improves towards that of the one-way trading. This is because a large k gives more flexibility in online decision-making to hedge the worst-case risk while making use of the machine learned predictions.

We further note that k -max search could be considered as an integral version of the online conversion problem, i.e., the decision of an online algorithm for k -max in each slot is a binary value that indicates whether or not to sell one unit of the asset, while in one-way trading, the decision is to determine a fraction of the asset to sell. This difference turns the k -max problem into an online opti-

mization problem with a combinatorial nature, which makes the algorithm design and analysis much more involved than that of one-way trading problem with continuous action space. In particular, our approach is based on a modification of the balancing rule in the original k -search analysis. Instead of balancing the worst-case ratios from different sub-cases, we prioritize the sub-cases that are predicted to occur by making more aggressive selections in these cases to achieve a good consistency while also carefully reserving sufficient selection opportunities for other cases to guarantee the robustness.

Last, we additionally tackle the minimization setting of k -min search, which is demonstrated to have different performance guarantees from k -max search. Specifically, even though k -max and k -min search problems look very similar in terms of the problem structure, their consistency and robustness results are different, i.e., the theoretical competitive results for k -max tend to be better than k -min. We also verify this using numerical experiments.

2 Problem Statement and Prior Results

2.1 The online k -search problem

The k -max (k -min) search problem aims to search for the k items with the highest (respectively lowest) values from a set of T items. In the online setting, the T items arrive one at a time. Upon the arrival of item $t \in [T]$, a decision maker observes its value p_t and must immediately decide whether to select this item ($x_t = 1$) or not ($x_t = 0$) without knowing the values of the future items. If the decision maker has only selected $k - \tau$ items after the arrival of the $(T - \tau)$ -th item, she is compelled to select all the remaining τ items. The online k -max (k -min) search problem also models an online trading problem, in which one decision-maker aims to sell (buy) k units of identical items over T prices that are revealed one at a time to maximize the total revenue (minimize the total cost). We have no assumptions on the underlying distribution of the prices and assume all prices are bounded within known limits p_{\min} and p_{\max} , i.e., $p_t \in [p_{\min}, p_{\max}]$, $\forall t \in [T]$. The price fluctuation ratio is defined as $\theta = p_{\max}/p_{\min}$ and is known in advance to the online decision maker.

Define the price sequence $\mathcal{I} := \{p_t\}_{t \in [T]}$ as an instance of the k -search problem. Let $\text{ALG}(\mathcal{I})$ denote the total value of the k selected items from an online algorithm. Under the classical framework of competitive analysis, we aim to design the online algorithm such that its performance is competitive with that of an offline algorithm in hindsight. In particular, if \mathcal{I} is given from the start, the k -max (k -min) search problem can be formulated as

$$\max (\min) \quad \sum_{t \in [T]} p_t x_t, \tag{1a}$$

$$\text{subject to} \quad \sum_{t \in [T]} x_t = k, \tag{1b}$$

$$\text{variable} \quad x_t \in \{0, 1\}, \forall t \in [T]. \tag{1c}$$

Let $\text{OPT}(\mathcal{I})$ denote the optimal value of above optimization problem. We evaluate the performance of an online algorithm by its competitive ratio, which is defined as

$$\alpha = \max_{\mathcal{I}} \frac{\text{OPT}(\mathcal{I})}{\text{ALG}(\mathcal{I})} \text{ and } \varphi = \max_{\mathcal{I}} \frac{\text{ALG}(\mathcal{I})}{\text{OPT}(\mathcal{I})},$$

for k -max search and k -min search, respectively. Both α and φ are greater than one; the smaller their value, the better the performance of the online algorithm.

Algorithm 1 OTA_Φ for k -max (OTA_Ψ for k -min)

Input: threshold values $\Phi = \{\Phi_i\}_{i \in [k]}$ ($\Psi = \{\Psi_i\}_{i \in [k]}$);**Output:** online decision x_t ;

```
1: initialization:  $m = 1$ ;  
2: while item  $t$  arrives do  
3:   if  $p_t \geq \Phi_m$  ( $p_t \leq \Psi_m$ ) and  $m \leq k$  then  
4:     select item  $t$  and set  $x_t = 1$ ;  
5:   else  
6:     discard item  $t$  and set  $x_t = 0$ ;  
7:   end if  
8:   update  $m = m + x_t$ .  
9: end while
```

2.2 Worst-case optimized algorithms

The k -search problem can be solved by an online threshold-based algorithm (OTA) as shown in Algorithm 1. This algorithm predetermines k threshold values $\Phi := \{\Phi_i\}_{i \in [k]}$, and selects the i -th item only if its value is at least Φ_i in k -max search (at most Ψ_i in k -min search). Let OTA_Φ denote the OTA with threshold Φ . OTA_Φ can achieve the smallest competitive ratios for k -search problems when the thresholds are designed optimally. Based on the results in [13], we have the following lemmas.

Lemma 1 (k -max search) OTA_{Φ^*} for k -max search is α^* -competitive if the threshold values are given by

$$\Phi_i^* = p_{\min} \left[1 + (\alpha^* - 1) \left(1 + \frac{\alpha^*}{k} \right)^{i-1} \right], i \in [k],$$

where α^* is the solution of $\frac{\theta-1}{\alpha-1} = \left(1 + \frac{\alpha}{k} \right)^k$.

Lemma 2 (k -min search) OTA_{Ψ^*} for k -min search is φ^* -competitive if the threshold values are given by

$$\Psi_i^* = p_{\max} \left[1 - \left(1 - \frac{1}{\varphi^*} \right) \left(1 + \frac{1}{k\varphi^*} \right)^{i-1} \right], i \in [k],$$

where φ^* is the solution of $\frac{1-1/\theta}{1-1/\varphi} = \left(1 + \frac{1}{k\varphi} \right)^k$.

The rigorous proofs of Lemma 1 and Lemma 2 can be found in [13]. In the following, we sketch the key intuitions in the design and analysis of the threshold values, which are important for designing learning-augmented algorithms in next section. Consider the threshold values Φ for the k -max search. First, the threshold values are monotonically non-decreasing because the algorithm must aggressively select items in the beginning to hedge the risk that values of the future items will all drop to the lowest p_{\min} . As more items are selected, the algorithm can gradually become more selective by choosing higher threshold values, and take the opportunity to select high-valued items. Second, since the uncertain prices vary within $[p_{\min}, p_{\max}]$, the k threshold values divide this range into $k+1$ disjoint intervals $[\Phi_0, \Phi_1), [\Phi_1, \Phi_2), \dots, [\Phi_{k-1}, \Phi_k), [\Phi_k, \Phi_{k+1}]$, where $\Phi_0 := p_{\min}$ and $\Phi_{k+1} := p_{\max}$. Suppose the maximum value falls in an interval $[\Phi_{i-1}, \Phi_i)$, the total value of offline algorithm is upper bounded by $k\Phi_i$, and the value of the online algorithm is lower bounded by $\sum_{j \in [i-1]} \Phi_j + (k-i+1)p_{\min}$, where

the first $i - 1$ selected items have values just equal to the first $i - 1$ threshold values and the remaining items are compulsorily selected with values being p_{\min} . In this case, the ratio of the offline and online value is upper bounded by

$$\alpha_i := \alpha_i(\Phi) = \frac{k\Phi_i}{\sum_{j \in [i-1]} \Phi_j + (k - i + 1)p_{\min}}. \quad (2)$$

Note that Equation (2) holds for any $i \in [k + 1]$ when the maximum value falls in the corresponding $k + 1$ intervals. Thus, the worst-case ratio of the k -max search is $\alpha = \max_{i \in [k+1]} \alpha_i$ and the minimal α is achieved when the ratios from different intervals are balanced, i.e., $\alpha = \alpha_i, \forall i \in [k + 1]$. This gives $k + 1$ equations with k unknown threshold values and one unknown competitive ratio α . Solving those equations gives threshold Φ^* and competitive ratios α^* in Lemma 1. We can apply similar approach to obtain Ψ^* and φ^* in Lemma 2.

Learning-augmented algorithms. In the k -max (k -min) search, we consider a prediction $P \in [p_{\min}, p_{\max}]$ of the actual highest (lowest) value of the item sequence that can be obtained from ML tools. Define $\varepsilon = |V - P|$ as the error of the ML prediction, where V represents the actual highest (lowest) value. We aim to augment the worst-case optimized algorithm with the prediction P although the prediction error ε is unknown. The performance of this learning-augmented algorithm is evaluated by two metrics: (i) consistency η , which is the competitive ratio when the prediction is accurate, i.e., $\varepsilon = 0$; and (ii) robustness γ , which is the competitive ratio regardless of the prediction error, i.e., for any $\varepsilon \geq 0$. Our goal is to design the algorithm that can achieve the Pareto-optimal trade-off between consistency and robustness, i.e., for a given robustness γ , no other online algorithms can achieve a smaller consistency η .

3 Pareto-optimal Algorithm for k -Search

In this section, we design the learning-augmented algorithms for k -max search and k -min search, and prove that they can attain the Pareto-optimal trade-off between consistency and robustness. In the following, we first focus on the k -max search in detail and then state the main results for k -min search and defer the details to Appendix.

In k -max search, we have a prediction of the maximum value $P \in [p_{\min}, p_{\max}]$. Our learning-augmented algorithm is to redesign the threshold values $\phi := \{\phi_i\}_{i \in [k]}$ in **OTA** based on the prediction P such that **OTA** $_{\phi}$ can achieve the Pareto-optimal consistency and robustness. To achieve this goal, we first determine a lower bound for the robustness-consistency trade-off. Then, ϕ is designed such that **OTA** $_{\phi}$ can achieve this lower bound.

3.1 Learning-augmented algorithms for k -max

3.1.1 Lower Bound

We first present a lower bound for any learning-augmented algorithm for the k -max problem, which is used as a target trade-off in our algorithm design.

Theorem 3 *For k -max search, any γ -robust deterministic learning-augmented algorithm must have a consistency*

$$\eta \geq \Gamma(\gamma) = \frac{\theta}{[1 + (\gamma - 1)(1 + \frac{\gamma}{k})^{\xi^*}] / \gamma + (\theta - 1)(1 - \frac{\xi^*}{k})},$$

where $\xi^* = \left\lceil \ln \left(\frac{\theta-1}{\gamma-1} \right) / \ln \left(1 + \frac{\gamma}{k} \right) \right\rceil$.

The lower bound result of the k -max search in Theorem 3 bridges the gaps in existing results of 1-max search and one-way trading in [17]. When $k \rightarrow \infty$, we have $\xi^*/k \rightarrow \frac{1}{\gamma} \ln \frac{\theta-1}{\gamma-1}$ and $(1 + \frac{\gamma}{k})^{\xi^*} \rightarrow \frac{\theta-1}{\gamma-1}$. Thus, the lower bound of k -max search approaches that of one-way trading. When $k = 1$, we have $\xi^* = 1$. The lower bound of k -max search approaches that of 1-max search.

Proof of Theorem 3. This proof follows the same structure as the proof to Theorem 3. To show the lower bound, we consider a special family of instances, and show under the special instances, any γ -robust online algorithm at least has a consistency η lower bounded by $\Gamma(\gamma)$.

Definition 4 (p -instance) A p -instance \mathcal{I}_p consists of a sequence of prices that increase continuously from p_{\min} to p and drop to p_{\min} . Each price lasts for k steps.

Let $g(p) : [p_{\min}, p_{\max}] \rightarrow \{0, 1, \dots, k\}$ denote the cumulative selection decision of an online algorithm when it executes the instance \mathcal{I}_p before the compulsory selection in the last k steps. Since online decision is irrevocable, $g(p)$ is non-decreasing as p increases from p_{\min} to p_{\max} . In addition, items must be selected if it has the highest value p_{\max} . Thus, we must have $g(p_{\max}) = k$. Given an online algorithm, let $\mathcal{I}_{\hat{p}_i}$ denote the first instance, in which the algorithm selects the i -th item, i.e., $\hat{p}_i = \inf_{\{p \in [p_{\min}, p_{\max}] : g(p) = i\}} p, i \in [k]$.

To guarantee γ -robustness, $\{\hat{p}_i\}_{i \in [k]}$ must satisfy

$$\frac{k\hat{p}_i}{\sum_{j \in [i-1]} \hat{p}_j + (k-i+1)p_{\min}} \leq \gamma, i \in [k+1], \quad (3a)$$

$$\hat{p}_i \leq p_{\max}, i \in [k], \quad (3b)$$

where $\hat{p}_0 := p_{\min}$ and $\hat{p}_{k+1} := p_{\max}$.

Based on Equation (3), we have for $i \in [k]$

$$\hat{p}_i \leq \min \left\{ p_{\min} + p_{\min}(\gamma-1) \left(1 + \frac{\gamma}{k} \right)^{i-1}, p_{\max} \right\}. \quad (4)$$

Suppose prediction is $P = p_{\max}$. To ensure consistency under the instance $\mathcal{I}_{p_{\max}}$, any online algorithm must have

$$\begin{aligned} \eta &\geq \frac{\text{OPT}(\mathcal{I}_{p_{\max}})}{\text{ALG}(\mathcal{I}_{p_{\max}})} \geq \frac{kp_{\max}}{\sum_{i \in [k]} \hat{p}_i} \geq \frac{kp_{\max}}{\sum_{i \in [\xi^*]} \hat{p}_i + (k - \xi^*)p_{\max}} \\ &\geq \frac{kp_{\max}}{\sum_{i \in [\xi^*]} [p_{\min} + p_{\min}(\gamma-1)(1 + \frac{\gamma}{k})^{i-1}] + (k - \xi^*)p_{\max}} \\ &= \frac{\theta}{\left[1 + (\gamma-1)(1 + \frac{\gamma}{k})^{\xi^*} \right] / \gamma + (\theta-1)(1 - \frac{\xi^*}{k})}, \end{aligned}$$

where ξ^* satisfies $p_{\min} + p_{\min}(\gamma-1)(1 + \frac{\gamma}{k})^{\xi^*-1} < p_{\max} \leq p_{\min} + p_{\min}(\gamma-1)(1 + \frac{\gamma}{k})^{\xi^*}$, which gives

$$\xi^* := \xi^*(\gamma) = \left\lceil \ln \left(\frac{\theta-1}{\gamma-1} \right) / \ln \left(1 + \frac{\gamma}{k} \right) \right\rceil.$$

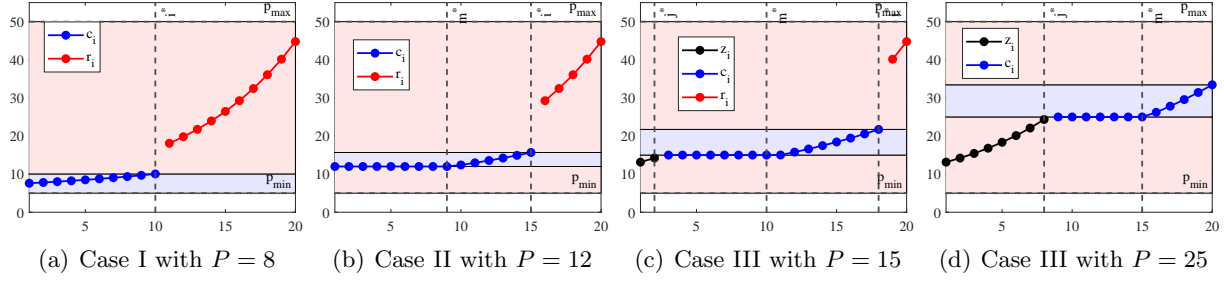


Figure 2: Threshold values for k -max search with $p_{\max} = 50$, $p_{\min} = 5$, $k = 20$, $\alpha = 2.16$, $\eta = 1.52$, and $\gamma = 2.63$.

3.1.2 Pareto-optimal algorithm

Based on the lower bound result, we set our target consistency and robustness as

$$\gamma(\lambda) = \alpha^* + (1 - \lambda)(\theta - \alpha^*), \quad \eta(\lambda) = \Gamma(\gamma(\lambda)) \quad (5)$$

where $\lambda \in [0, 1]$ is the confidence factor that indicates the degree of untrust in the prediction, and α^* is the optimal competitive ratio of the k -max search. Our goal is to design threshold ϕ that depends on the target η and γ , such that OTA_ϕ is η -consistent and γ -robust. Then this algorithm achieves the Pareto-optimal trade-off of consistency and robustness. The threshold values are generally in the form of

$$\phi_i = \begin{cases} z_i & i = 1, \dots, j^*, \\ c_i & i = j^* + 1, \dots, i^*, \\ r_i & i = i^* + 1, \dots, k, \end{cases} \quad (6)$$

where the two sequences $\{z_i\}_{i \in [j^*]}$ and $\{r_i\}_{i=i^*+1}^k$ are designed to guarantee the robustness and the sequence $\{c_i\}_{i=j^*+1}^{i^*}$ is designed to ensure the consistency. Recall the threshold values divide the uncertainty price range $[p_{\min}, p_{\max}]$ into $k + 1$ regions and the worst-case ratio when the actual maximum price falls in each region is derived in Equation (2). Then, ϕ is designed such that

$$\alpha_i(\phi) \leq \begin{cases} \eta, & i = j^* + 1, \dots, i^*, \\ \gamma, & \text{otherwise.} \end{cases} \quad (7)$$

Given a prediction P of the maximum price and the target consistency η and robustness γ , we design a piecewise threshold ϕ including three cases as follows.

Let $\sigma^* \in [k]$ be the largest index such that

$$\frac{1 + (\theta - 1)/(1 + \gamma/k)^{k-\sigma^*}}{1 + (\eta - 1)(1 + \eta/k)^{\sigma^*}} \leq \frac{\gamma}{\eta}.$$

We define two boundary values $\tilde{p}_1 = p_{\min} + p_{\min}(\eta - 1)(1 + \eta/k)^{\sigma^*-1}$ and $\tilde{p}_2 = \max\{\tilde{p}_1, \gamma p_{\min}\}$.

Case I. When $P \in [p_{\min}, \tilde{p}_1]$, set $j^* = 0$, $i^* = \sigma^*$, and

$$\begin{aligned} c_i &= p_{\min} + p_{\min}(\eta - 1)(1 + \eta/k)^{i-1}, \quad i \in [i^*], \\ r_i &= p_{\min} + \frac{p_{\max} - p_{\min}}{(1 + \gamma/k)^{k-i+1}}, \quad i = i^* + 1, \dots, k. \end{aligned}$$

Case II. When $P \in (\tilde{p}_1, \tilde{p}_2]$, set $j^* = 0$ and

$$c_i = \begin{cases} P, & i = 1, \dots, m^*, \\ \eta \frac{m^* P + (k - m^*) p_{\min}}{k}, & i = m^* + 1, \\ p_{\min} + (c_{m^*+1} - p_{\min})(1 + \eta/k)^{i-m^*-1}, & i = m^* + 1, \dots, i^*. \end{cases}$$

$$r_i = p_{\min} + \frac{p_{\max} - p_{\min}}{(1 + \gamma/k)^{k-i+1}}, i = i^* + 1, \dots, k,$$

where $m^* = \left\lceil \frac{kP/\eta - kL}{P - p_{\min}} \right\rceil$ and i^* is the largest index that ensures the following equation holds

$$\alpha_{i^*+1}(\phi) = \frac{kr_{i^*+1}}{\sum_{i=[i^*]} c_i + (k - i^*)p_{\min}} \leq \gamma.$$

Case III. When $P \in (\tilde{p}_2, p_{\max}]$, set

$$z_i = p_{\min} + p_{\min}(\gamma - 1)(1 + \gamma/k)^{i-1}, i \in [j^*],$$

$$c_i = \begin{cases} P, & i = j^* + 1, \dots, m^*, \\ \eta \frac{\sum_{i \in [j^*]} z_i + (m^* - j^*)P + (k - m^*)p_{\min}}{k}, & i = m^* + 1, \\ p_{\min} + (c_{m^*+1} - p_{\min})(1 + \eta/k)^{i-m^*-1}, & i = m^* + 1, \dots, i^*, \end{cases}$$

$$r_i = p_{\min} + \frac{p_{\max} - p_{\min}}{(1 + \gamma/k)^{k-i+1}}, i = i^* + 1, \dots, k,$$

where $j^* = \left\lceil \ln \left(\frac{P/p_{\min} - 1}{\gamma - 1} \right) / \ln(1 + \gamma/k) \right\rceil$, and $m^* = j^* + \left\lceil \frac{kP/\eta - kp_{\min}[1 + (\gamma-1)(1+\gamma/k)^{j^*}]/\gamma}{P - p_{\min}} \right\rceil$, and i^* is the largest index such that

$$\alpha_{i^*+1}(\phi) = \frac{kr_{i^*+1}}{\sum_{i \in [j^*]} z_i + \sum_{i=j^*+1}^{i^*} c_i + (k - i^*)p_{\min}} \leq \gamma.$$

In Figure 2, we illustrate the design of the threshold ϕ in above three cases with varying predictions. The OTA_ϕ can ensure that the worst-case ratio is upper bounded by η if the actual maximum price falls in the shaded blue region and the upper bounded by γ if the actual maximum price belongs to the shaded pink region. Also note the shaded blue region always contains the prediction P . Therefore, OTA_ϕ is η -consistent and γ -robust.

Theorem 5 *Given a prediction $P \in [p_{\min}, p_{\max}]$ of the maximum price and a confidence factor $\lambda \in [0, 1]$, OTA_ϕ is $\eta(\lambda)$ -consistent and $\gamma(\lambda)$ -robust for learning-augmented k -max search when the threshold ϕ is given by Cases I-III, where $\eta(\lambda)$ and $\gamma(\lambda)$ are given in Equation (5). Further, OTA_ϕ is Pareto-optimal.*

We next sketch the key ideas in the design and analysis of OTA_ϕ and defer the full proof to Appendix. Recall that in the worst-case optimized algorithm, the threshold divides the uncertainty range $[p_{\min}, p_{\max}]$ to $k + 1$ intervals and the worst-case ratio α_i of interval $i \in [k + 1]$ is captured by Equation 2. The algorithm adopts a balancing rule by letting $\alpha_i = \alpha, \forall i \in [k + 1]$ to achieve the optimal competitive ratio. In the learning-augmented algorithm, we aim to leverage the prediction P to achieve unbalanced ratios.

Sketch proof of Theorem 5. Our high-level idea is to prioritize the selection decisions for the intervals neighbouring the prediction P by designing the thresholds (i.e., $\{c_i\}_{i=j^*+1}^{i^*}$) to attain good consistency, and just guarantee robustness in above-prediction (i.e., $\{r_i\}_{i=i^*+1}^k$) and below-prediction (i.e., $\{z_i\}_{i \in [j^*]}$) intervals. In particular, we design the thresholds $\{c_i\}_{i=j^*+1}^{i^*}$ by letting $\alpha_i \leq \eta$ to ensure consistency. The key challenge is to simultaneously ensure the robustness of below-prediction and above-prediction intervals (that are illustrated by shaded pink areas in Figure 2). In the design, we have two key observations that are summarized in Propositions 6 and 7.

Proposition 6 *If $\alpha_{i^*+1}(\phi) \leq \gamma$ for a given $i^* < k$, and*

$$\phi_i = p_{\min} + \frac{p_{\max} - p_{\min}}{(1 + \gamma/k)^{k-i+1}}, i = i^* + 1, \dots, k, \quad (8)$$

then $\alpha_i(\phi) \leq \gamma, i = i^ + 2, \dots, k + 1$.*

Proposition 7 *If $\alpha_1(\phi) \leq \gamma$, and*

$$\phi_i = p_{\min} + p_{\min}(\gamma - 1)(1 + \gamma/k)^{i-1}, i \in [k], \quad (9)$$

then $\alpha_i(\phi) \leq \gamma, i = 1, \dots, k$.

First, conditioned on $\alpha_{i^*+1} \leq \gamma$, if we design the remaining thresholds for $i = i^* + 1, \dots, k$ in Equation 8, the worst-case ratios of the above-prediction intervals are upper bounded by the robustness γ , and this leads to the design of the sequence $\{r_i\}_{i=i^*+1}^k$ and the determination of i^* . Second, based on Proposition 7, we can design the threshold $\{z_i\}_{i \in [j^*]}$ in Equation (9) to ensure the robustness of below-prediction intervals. Since the robustness of the below-prediction intervals can be trivially satisfied when prediction $P < \gamma p_{\min}$, the sequence $\{z_i\}_{i \in [j^*]}$ is only needed in Case III. Combining all above ideas gives our design of the threshold for Pareto-optimal OTA.

3.2 Learning-augmented algorithms for k -min

In the k -min search problem, we consider a prediction $P \in [p_{\min}, p_{\max}]$ of the minimum value over the item sequence. Our algorithm is still an OTA and we aim to leverage P to design the threshold $\psi := \{\psi_i\}_{i \in [k]}$ such that OTA_ψ can achieve the Pareto-optimal consistency-robustness trade-off. Similar to k -max search, we start by deriving the lower bound of the trade-off.

Theorem 8 *For k -min search, any γ -robust deterministic learning-augmented algorithm must have a consistency*

$$\eta \geq \Lambda(\gamma) = \theta[\gamma - (\gamma - 1)(1 + \frac{1}{\gamma k})^{\zeta^*}] - (\theta - 1)(1 - \frac{\zeta^*}{k}),$$

where $\zeta^ = \left\lfloor \ln\left(\frac{\theta-1}{\theta-\theta/\gamma}\right) / \ln(1 + \frac{1}{\gamma k}) \right\rfloor$.*

Based on this lower bound, for a given confidence factor $\lambda \in [0, 1]$, we set the target consistency and robustness as

$$\gamma(\lambda) = \varphi^* + (1 - \lambda)(\theta - \varphi^*), \eta(\lambda) = \Lambda(\gamma(\lambda)), \quad (10)$$

where φ^* is the optimal competitive ratio of k -min search.

We next derive the threshold ψ based on the prediction P , $\eta := \eta(\lambda)$ and $\gamma := \gamma(\lambda)$. Different from the threshold ϕ in the k -max search, ψ is a non-increasing sequence of prices bounded within $[p_{\min}, p_{\max}]$

and segments the price range into $k + 1$ disjoint intervals $[\psi_0, \psi_1), [\psi_1, \psi_2), \dots, [\psi_{k-1}, \psi_k), [\psi_k, \psi_{k+1}]$, where $\psi_0 := p_{\max}$ and $\psi_{k+1} := p_{\min}$. The worst-case ratio of the online and offline cost in each interval i is upper bounded by

$$\beta_i(\psi) = \frac{\sum_{j \in [i-1]} \psi_j + (k - i + 1)p_{\max}}{k\psi_i}. \quad (11)$$

We design ψ in the form of

$$\psi_i = \begin{cases} z_i & i = 1, \dots, j^*, \\ c_i & i = j^* + 1, \dots, i^*, \\ r_i & i = i^* + 1, \dots, k, \end{cases} \quad (12)$$

where we reuse the notations in the threshold of k -max search and ψ is also designed in three cases. Let $\sigma^* \in [k]$ be the largest index that satisfies

$$\frac{1 - (1 - 1/\eta)(1 + \frac{1}{\eta k})^{\sigma^*}}{1 - (1 - 1/\theta)/(1 + \frac{1}{\gamma k})^{k - \sigma^*}} \leq \frac{\gamma}{\eta}.$$

We define two boundary values $\tilde{p}_1 = p_{\max} - p_{\max}(1 - 1/\eta)(1 + 1/(\eta k))^{\sigma^* - 1}$ and $\tilde{p}_2 = \min\{\tilde{p}_1, p_{\max}/\gamma\}$.

Case IV. When $P \in (\tilde{p}_1, p_{\max}]$, set $j^* = 0$, $i^* = \sigma^*$, and

$$\begin{aligned} c_i &= p_{\max} - p_{\max} \left(1 - \frac{1}{\eta}\right) \left(1 + \frac{1}{\eta k}\right)^{i-1}, i \in [i^*], \\ r_i &= p_{\max} - \frac{p_{\max} - p_{\min}}{(1 + 1/(\gamma k))^{k-i+1}}, i = i^* + 1, \dots, k. \end{aligned}$$

Case V. When $P \in (\tilde{p}_2, \tilde{p}_1]$, set $j^* = 0$ and

$$\begin{aligned} c_i &= \begin{cases} P, & i = 1, \dots, m^*, \\ \frac{m^* P + (k - m^*) p_{\max}}{\eta k}, & i = m^* + 1, \\ p_{\max} - (p_{\max} - c_{m^*+1}) \left(1 + \frac{1}{\eta k}\right)^{i-m^*-1}, & i = m^* + 1, \dots, i^*, \end{cases} \\ r_i &= p_{\max} - \frac{p_{\max} - p_{\min}}{(1 + 1/(\gamma k))^{k-i+1}}, i = i^* + 1, \dots, k, \end{aligned}$$

where $m^* = \left\lceil \frac{k p_{\max} - k \eta P}{p_{\max} - P} \right\rceil$ and i^* is the largest index that ensures $\beta_{i^*+1}(\psi) \leq \gamma$.

Case VI. When $P \in [p_{\min}, \tilde{p}_2]$, set

$$\begin{aligned} z_i &= p_{\max} - p_{\max} \left(1 - \frac{1}{\gamma}\right) \left(\frac{1}{1 + \gamma k}\right)^{i-1}, i \in [j^*], \\ c_i &= \begin{cases} P, & i = j^* + 1, \dots, m^*, \\ \frac{\sum_{i \in [j^*]} z_i + (m^* - j^*) P + (k - m^*) p_{\max}}{\eta k}, & i = m^* + 1, \\ p_{\max} - (p_{\max} - c_{m^*+1}) \left(1 + \frac{1}{\eta k}\right)^{i-1}, & i = m^* + 1, \dots, i^*, \end{cases} \\ r_i &= p_{\max} - \frac{p_{\max} - p_{\min}}{(1 + 1/(\gamma k))^{k-i+1}}, i = i^* + 1, \dots, k, \end{aligned}$$

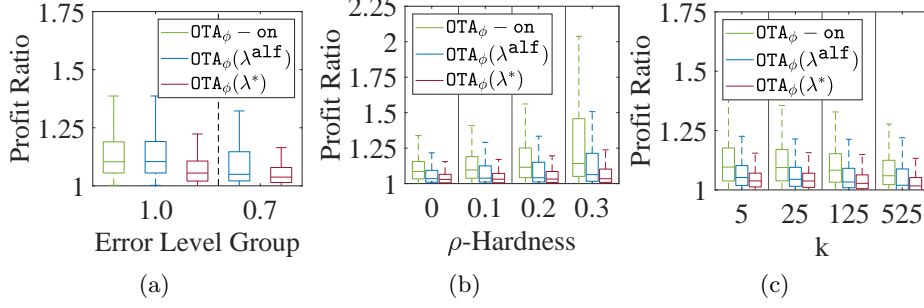


Figure 3: The experimental results for the k -max problem.

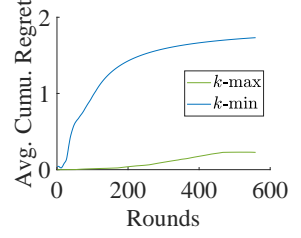


Figure 4: Comparing ave. cumulative regret of $\text{OTA}(\lambda^{\text{alf}})$ for k -max and k -min.

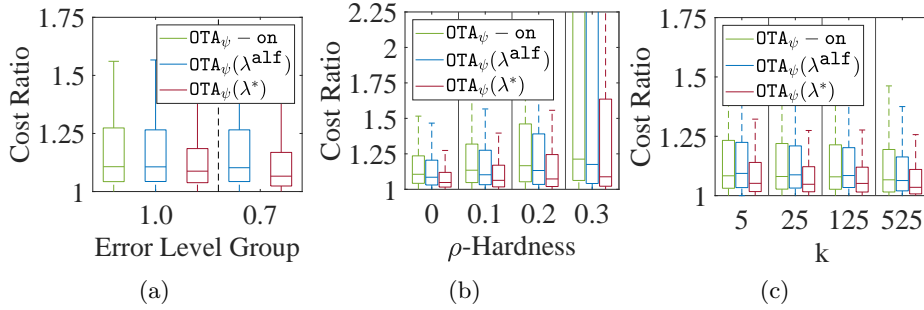


Figure 5: The experimental results for the k -min problem.

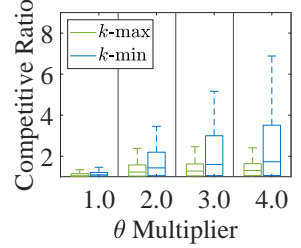


Figure 6: Comparison of $\text{OTA}(\lambda^{\text{alf}})$ for k -max and k -min with large values of θ .

where $j^* = \left\lceil \ln \left(\frac{1-P/p_{\max}}{1-1/\gamma} \right) / \ln \left(1 + \frac{1}{\gamma k} \right) \right\rceil$, and $m^* = j^* + \left\lceil \frac{kP\eta - kp_{\max}[1+(1/\gamma-1)(1+\gamma/k)^{j^*}]}{P-p_{\max}} \right\rceil$, and i^* is the largest index such that $\beta_{i^*+1}(\psi) \leq \gamma$.

Theorem 9 *Given a prediction $P \in [p_{\min}, p_{\max}]$ of the minimum value and a confidence factor $\lambda \in [0, 1]$, OTA_ψ is $\eta(\lambda)$ -consistent and $\gamma(\lambda)$ -robust for learning-augmented k -min search when the threshold ψ is given by Cases IV-VI, where $\eta(\lambda)$ and $\gamma(\lambda)$ are given in Equation (10). Further, OTA_ψ is Pareto-optimal.*

4 Numerical Results

To evaluate our algorithms, we consider a case study on the buying and selling of Bitcoin (BTC). This is motivated by a growing interest in cryptocurrency and potential for profit, where the volatile price history of BTC indicates that purely trading on predictions may lead to great loss.

4.1 Experimental setup

We use a 5 year history of BTC prices collected from the Gemini Exchange. In our experiments, we consider 3 week trading periods with prices observed every 10 minutes such that $T = 3024$. We set the units of BTC available to be traded to $k = 100$. The upper and lower bounds p_{\max} and p_{\min} are set according to the maximum and minimum over the entire 5 year period.

To generate a prediction P , we use the observed maximum (or minimum) exchange rate of the previous week. To evaluate the impact of prediction quality, we adjust the error level between 0.0 to 1.0,

where 0.0 indicates perfect predictions and 1.0 indicates unadjusted predictions. Although BTC has experienced drastic price fluctuation, such occurrences are still rare. So to evaluate the performance in worst-case settings, we define an instance ρ -hard by giving it a ρ probability of observing the worst-case prices.

We evaluate the empirical competitive ratio of three different algorithms for k -max and k -min search: (i) **OTA-on**, the purely online worst-case optimized online algorithm that does not take into account predictions, but, guarantees optimal competitive ratios; (ii) **OTA(λ^*)**, an algorithm that finds the best possible confidence factor λ^* in an offline manner. This algorithm is not practical since it is fed with the optimal parameter, but it represents the largest theoretical improvement from predictions under our algorithm; (iii) **OTA(λ^{alf})**, an online learning algorithm from [15] which selects λ using the adversarial Lipschitz algorithm in a full-information setting. We defer further details on setup to Appendix.

4.2 Experimental results

Our experiments show that **OTA(λ^{alf})** can be an effective algorithm that improves on **OTA-on**. Figure 4 indicates that the regret of **OTA(λ^{alf})** converges with sufficient learning rounds, with k -max outperforming k -min with an average cumulative regret of less than 1. Overall, **OTA(λ^{alf})** generally is a notable improvement over **OTA-on**, except for the case in Figure 3(a) and 5(a) with un-adjusted prediction error levels where both k -max and k -min have about equal performance as **OTA-on**. However, reducing the prediction error level to 0.7 resulted in noticeable improvements in empirical competitive ratio that draw closer to **OTA(λ^*)**.

In Figures 3(b) and 5(b) we evaluate the effect of ρ -hardness. First, we note that the k -min problem is overall more sensitive to ρ -hardness, with cost ratios growing more drastically than k -max. Overall, the **OTA(λ^{alf})** algorithm maintains improved performance over **OTA-on** at higher values of ρ , especially for k -max. As k increases, in Figures 3(c) and 5(c) algorithm performance improves overall since the difficulty of k -search problems decreases with larger k . To test the effect of larger θ up to 4 times the regular value, we generate instances of BTC with scaled prices to reach larger θ . While algorithm performance on k -min is generally worse than k -max, this is most apparent for larger values of θ as seen in Figure 6. This corresponds with behavior of the optimal competitive ratios w.r.t. θ in Lemmas 1 and 2.

5 Conclusion

We have designed online algorithms augmented by machine-learned predictions for the k -max and k -min search problems. The performance of our proposed algorithms is consistent with that of offline algorithms in hindsight when the prediction is accurate and robust on errors in the predictions, which is desired for safe decision-making under uncertainty. The trade-off between consistency and robustness has been shown to be Pareto-optimal in the sense that no other online algorithms can achieve a better consistency than ours for a given robustness guarantee. The superior performance of our algorithm over the worst-case optimized algorithm has been validated in experiments on Bitcoin trading.

References

- [1] S. Angelopoulos and S. Kamali. Contract scheduling with predictions. *Proceedings of the AAAI Conference on Artificial Intelligence*, 35(13):11726–11733, May 2021.
- [2] S. Angelopoulos, S. Kamali, and K. Shadkani. Online bin packing with predictions. In L. D. Raedt, editor, *Proceedings of the Thirty-First International Joint Conference on Artificial Intelligence, IJCAI-22*, pages 4574–4580. International Joint Conferences on Artificial Intelligence Organization, 7 2022.
- [3] A. Antoniadis, C. Coester, M. Elias, A. Polak, and B. Simon. Online metric algorithms with untrusted predictions. In H. D. III and A. Singh, editors, *Proceedings of the 37th International Conference on Machine Learning*, volume 119 of *Proceedings of Machine Learning Research*, pages 345–355. PMLR, 13–18 Jul 2020.
- [4] A. Antoniadis, T. Gouleakis, P. Kleer, and P. Koley. Secretary and online matching problems with machine learned advice. In *Proceedings of the 34th International Conference on Neural Information Processing Systems, NIPS’20*, Red Hook, NY, USA, 2020. Curran Associates Inc.
- [5] E. Bampis, K. Dogeas, A. Kononov, G. Lucarelli, and F. Pascual. Scheduling with untrusted predictions. In L. D. Raedt, editor, *Proceedings of the Thirty-First International Joint Conference on Artificial Intelligence, IJCAI-22*, pages 4581–4587. International Joint Conferences on Artificial Intelligence Organization, 7 2022.
- [6] A. Borodin and R. El-Yaniv. *Online computation and competitive analysis*. cambridge university press, 2005.
- [7] P. Dütting, S. Lattanzi, R. Paes Leme, and S. Vassilvitskii. Secretaries with advice. In *Proceedings of the 22nd ACM Conference on Economics and Computation, EC ’21*, page 409–429, New York, NY, USA, 2021. Association for Computing Machinery.
- [8] D. Fotakis, E. Gergatsouli, T. Gouleakis, and N. Patris. Learning augmented online facility location, 2021.
- [9] S. Gollapudi and D. Panigrahi. Online algorithms for rent-or-buy with expert advice. In K. Chaudhuri and R. Salakhutdinov, editors, *Proceedings of the 36th International Conference on Machine Learning*, volume 97 of *Proceedings of Machine Learning Research*, pages 2319–2327. PMLR, 09–15 Jun 2019.
- [10] S. H. C. Jiang, E. Liu, Y. Lyu, Z. G. Tang, and Y. Zhang. Online facility location with predictions, 2021.
- [11] B. Jin and W. Ma. Online bipartite matching with advice: Tight robustness-consistency tradeoffs for the two-stage model. *arXiv preprint arXiv:2206.11397*, 2022.
- [12] R. Lee, J. Maghakian, M. Hajiesmaili, J. Li, R. Sitaraman, and Z. Liu. Online peak-aware energy scheduling with untrusted advice. In *Proceedings of the Twelfth ACM International Conference on Future Energy Systems, e-Energy ’21*, page 107–123, New York, NY, USA, 2021. Association for Computing Machinery.
- [13] J. Lorenz, K. Panagiotou, and A. Steger. Optimal algorithms for k-search with application in option pricing. *Algorithmica*, 55(2):311–328, 2009.

- [14] T. Lykouris and S. Vassilvtiskii. Competitive caching with machine learned advice. In J. Dy and A. Krause, editors, *Proceedings of the 35th International Conference on Machine Learning*, volume 80 of *Proceedings of Machine Learning Research*, pages 3296–3305. PMLR, 10–15 Jul 2018.
- [15] O.-A. Maillard and R. Munos. Online learning in adversarial lipschitz environments. In J. L. Balcázar, F. Bonchi, A. Gionis, and M. Sebag, editors, *Machine Learning and Knowledge Discovery in Databases*, pages 305–320, Berlin, Heidelberg, 2010. Springer Berlin Heidelberg.
- [16] M. Purohit, Z. Svitkina, and R. Kumar. Improving online algorithms via ml predictions. In S. Bengio, H. Wallach, H. Larochelle, K. Grauman, N. Cesa-Bianchi, and R. Garnett, editors, *Advances in Neural Information Processing Systems*, volume 31. Curran Associates, Inc., 2018.
- [17] B. Sun, R. Lee, M. Hajiesmaili, A. Wierman, and D. Tsang. Pareto-optimal learning-augmented algorithms for online conversion problems. In M. Ranzato, A. Beygelzimer, Y. Dauphin, P. Liang, and J. W. Vaughan, editors, *Advances in Neural Information Processing Systems*, volume 34, pages 10339–10350. Curran Associates, Inc., 2021.
- [18] B. Sun, A. Zeynali, T. Li, M. Hajiesmaili, A. Wierman, and D. H. Tsang. Competitive algorithms for the online multiple knapsack problem with application to electric vehicle charging. *ACM SIGMETRICS Performance Evaluation Review*, 49(1):67–68, 2021.
- [19] A. Wei and F. Zhang. Optimal robustness-consistency trade-offs for learning-augmented online algorithms, 2020.
- [20] L. Yang, M. H. Hajiesmaili, R. Sitaraman, A. Wierman, E. Mallada, and W. S. Wong. Online linear optimization with inventory management constraints. *Proceedings of the ACM on Measurement and Analysis of Computing Systems*, 4(1):1–29, 2020.
- [21] A. Zeynali, B. Sun, M. Hajiesmaili, and A. Wierman. Data-driven competitive algorithms for online knapsack and set cover. *Proceedings of the AAAI Conference on Artificial Intelligence*, 35(12):10833–10841, May 2021.

A Technical Proofs

A.1 Proof of Theorem 5

The threshold values $\phi = \{\phi_i\}_{i \in [k]}$ for k -max is a non-decreasing sequence $\phi_1 \leq \phi_2 \leq \dots \leq \phi_k$. For notations convenience, we define $\phi_0 = p_{\min}$ and $\phi_{k+1} = p_{\max}$. The threshold ϕ divides the uncertainty range $[p_{\min}, p_{\max}]$ into $k+1$ regions. If $\phi_i = \phi_{i+1} = \dots = \phi_j < \phi_{j+1}$, we use $j+1$ to index the interval $[\phi_i, \phi_{j+1})$. Excluding the compulsory selection at the end of the horizon, if OTA selects i prices, the worst-case price sequence is

$$\phi_1, \phi_2, \dots, \phi_i, \underbrace{\phi_{i+1} - \epsilon, \dots, \phi_{i+1} - \epsilon}_k, \underbrace{p_{\min}, \dots, p_{\min}}_k,$$

where $\epsilon > 0$ and $\epsilon \rightarrow 0$. The actual maximum price of this sequence falls in the interval i and the worst-case ratio is

$$\alpha_i := \alpha_i(\phi) = \frac{k\phi_i}{\sum_{j \in [i-1]} \phi_j + (k-i+1)p_{\min}}. \quad (13)$$

We start by proving two propositions.

Proof of Proposition 6. Given that $\alpha_{i^*+1} \leq \gamma$, we have

$$\sum_{j \in [i^*]} \phi_j + (k-i^*)p_{\min} \geq \frac{k\phi_{i^*+1}}{\gamma}. \quad (14)$$

We then have

$$\begin{aligned} \alpha_{i^*+2} &= \frac{k\phi_{i^*+2}}{\sum_{j \in [i^*+1]} \phi_j + (k-i^*-1)p_{\min}} \\ &= \frac{k\phi_{i^*+2}}{\sum_{j \in [i^*]} \phi_j + (k-i^*)p_{\min} + \phi_{i^*+1} - p_{\min}} \\ &\leq \frac{k\phi_{i^*+2}}{k\phi_{i^*+1}/\gamma + \phi_{i^*+1} - p_{\min}} \\ &= \frac{\gamma\phi_{i^*+2}}{p_{\min} + (1 + \frac{\gamma}{k})(\phi_{i^*+1} - p_{\min})} = \gamma, \end{aligned}$$

where the inequality holds due to inequality (14) and the last equality is based on the design of the threshold values in equation (8). By following the same step, the worst-case ratios in the following intervals can be shown that $\alpha_i \leq \gamma, \forall i = i^*+3, \dots, k+1$.

Proof of Proposition 7. We first prove that for a given $i \geq 1$, if $\alpha_i \leq \gamma$, i.e.,

$$\sum_{j \in [i-1]} \phi_j + (k-i+1)p_{\min} \geq \frac{k\phi_i}{\gamma}, \quad (15)$$

then we have $\alpha_{i+1} \leq \gamma$. This can be shown by observing

$$\begin{aligned} \alpha_{i+1} &= \frac{k\phi_{i+1}}{\sum_{j \in [i]} \phi_j + (k-i)p_{\min}} \\ &\leq \frac{k\phi_{i+1}}{\phi_i - p_{\min} + k\phi_i/\gamma} \\ &= \frac{\gamma\phi_{i+1}}{(1 + \gamma/k)(\phi_i - p_{\min}) + p_{\min}} = \gamma, \end{aligned}$$

where the inequality holds due to the inequality (24) and the last equality is due to the design of the threshold values in equation (9). Then by combining above result with the initial condition $\alpha_1 \leq \gamma$, we complete the proof.

In the following, we show the OTA with the designed threshold ϕ can guarantee the target consistency and robustness in all three cases.

Case I. When $P \in [p_{\min}, \tilde{p}_1]$, where $\tilde{p}_1 = p_{\min} + p_{\min}(\eta - 1)(1 + \eta/k)^{\sigma^* - 1}$ and $\sigma^* \in [k]$ is the largest index such that

$$\frac{1 + (\theta - 1)/(1 + \gamma/k)^{k - \sigma^*}}{1 + (\eta - 1)(1 + \eta/k)^{\sigma^*}} \leq \frac{\gamma}{\eta}. \quad (16)$$

In addition, $i^* = \sigma^*$ and $\tilde{p}_1 = c_{i^*}$. We derive the worst-case ratios $\alpha_i(\phi)$ given the design of ϕ in Case I.

For $i \in [i^*]$, we have

$$\alpha_i = \frac{kc_i}{\sum_{j \in [i-1]} c_j + (k - i + 1)p_{\min}} = \frac{kc_i}{kc_i/\eta} = \eta.$$

For $i = i^* + 1$, we have

$$\begin{aligned} \alpha_{i^*+1} &= \frac{kr_{i^*+1}}{\sum_{j \in [i^*]} c_j + (k - i^*)p_{\min}} \\ &= \frac{k[p_{\min} + (p_{\max} - p_{\min})/(1 + \gamma/k)^{k - i^*}]}{\frac{k}{\eta} [p_{\min} + p_{\min}(\eta - 1)(1 + \eta/k)^{i^* - 1}]} \\ &= \frac{\eta [1 + (\theta - 1)/(1 + \gamma/k)^{k - i^*}]}{1 + (\eta - 1)(1 + \eta/k)^{i^* - 1}} \leq \gamma, \end{aligned}$$

where the last inequality is due to equation (16).

For $i = i^* + 2, \dots, k + 1$, based on Proposition 6 and $\alpha_{i^*+1} \leq \gamma$, we have $\alpha_i \leq \gamma$, for all $i = i^* + 2, \dots, k + 1$.

Summarizing above results, if the prediction is accurate, and $P \in [\phi_{i-1}, \phi_i), i \in [i^*]$, we have $\alpha_i \leq \eta$ and thus OTA_ϕ is η -consistent. The worst-case competitive ratio is $\max_{i \in [k+1]} \alpha_i = \gamma$ and thus OTA_ϕ is γ -robust.

Case II. When the prediction $P \in (\tilde{p}_1, \tilde{p}_2]$, where $\tilde{p}_2 = \max\{\tilde{p}_1, \gamma p_{\min}\}$. This case exists only when $\tilde{p}_1 < \gamma p_{\min}$. In the following, we derive the worst-case ratios α_i given the threshold design in Case II.

For $i = 1$, $\alpha_1 = kP/(kp_{\min}) \leq \tilde{p}_2/p_{\min} \leq \gamma$.

For $i = m^* + 1$ (noting that $c_i = P, \forall i \in [m^*]$),

$$\alpha_{m^*+1} = \frac{kc_{m^*+1}}{m^*P + (k - m^*)p_{\min}} = \eta. \quad (17)$$

For $i = m^* + 2, \dots, i^*$, we have

$$\begin{aligned} \alpha_i &= \frac{kc_i}{m^*P + \sum_{j=m^*+1}^{i^*} c_j + (k - i^*)p_{\min}} \\ &= \frac{kc_i}{\frac{k}{\eta} [p_{\min} + (c_{m^*+1} - p_{\min})(1 + \eta/k)^{i^* - m^*}]} = \eta. \end{aligned}$$

For $i = i^* + 1, \dots, k + 1$, based on $\alpha_{i^*+1} \leq \gamma$ and Proposition 6, we have $\alpha_i \leq \gamma$.

Based on above results, when prediction $P \in [\phi_1, \phi_{m^*+1})$ and the prediction is accurate, the consistency of OTA_ϕ is η . Since $\max_{i \in [k+1]} \alpha_i \leq \gamma$, the robustness is γ .

Case III. $P \in (\tilde{p}_2, p_{\max}]$. The worst-case ratios α_i can be shown as follows.

For interval $i \in [j^*]$, we have $\alpha_i \leq \gamma$ since z_i is designed based on Proposition 7. j^* is determined as the largest index such that $\phi_{j^*} < P$.

For interval $i = m^* + 1$ (i.e., $[\phi_{j^*+1}, \phi_{m^*+1})$), we have

$$\alpha_{m^*+1} = \frac{kc_{m^*+1}}{\sum_{j \in [j^*]} z_j + (m^* - j^*)P + (k - m^*)p_{\min}} = \eta.$$

Finally, we have $\alpha_i \leq \eta$ for interval $i = m^* + 2, \dots, i^*$ and $\alpha_i \leq \gamma$ for interval $i = i^* + 1, \dots, k$ by following the same proof as Case II.

In this case, when the prediction $P \in [\phi_{j^*+1}, \phi_{m^*+1})$ and the prediction is accurate, the worst-case ratio $\alpha_{m^*+1} \leq \eta$ and the robustness is $\max_{i \in [k+1]} \alpha_i = \gamma$.

A.2 Proof of Theorem 8

To show the lower bound, we consider a special family of instances, and show under the special instances, any γ -robust online algorithm at least has a consistency η lower bounded by $\Lambda(\gamma)$.

Definition 10 (*p*-instance) A *p*-instance \mathcal{I}_p consists of a sequence of prices that decrease continuously from p_{\max} to p_{\min} and spike to p_{\max} at the end. Each price lasts for k steps.

Let $g(p) : [p_{\min}, p_{\max}] \rightarrow \{0, 1, \dots, k\}$ denote the cumulative selection decision of an online algorithm when it executes the instance \mathcal{I}_p before the compulsory selection in the last k steps. Since online decision is irrevocable, $g(p)$ is non-decreasing as p decreases from p_{\max} to p_{\min} . In addition, items must be selected if it has the lowest value p_{\min} . Thus, we must have $g(p_{\min}) = k$. Given an online algorithm, let $\mathcal{I}_{\hat{p}_i}$ denote the first instance, in which the algorithm selects the i -th item, i.e., $\hat{p}_i = \inf_{\{p \in [p_{\min}, p_{\max}] : g(p) = i\}} p, i \in [k]$.

To guarantee γ -robustness, $\{\hat{p}_i\}_{i \in [k]}$ must satisfy

$$\frac{\sum_{j \in [i-1]} \hat{p}_j + (k - i + 1)p_{\max}}{k\hat{p}_i} \leq \gamma, i \in [k + 1], \quad (18a)$$

$$\hat{p}_i \geq p_{\min}, i \in [k], \quad (18b)$$

where $\hat{p}_0 := p_{\max}$ and $\hat{p}_{k+1} := p_{\min}$.

Based on Equation (18), we have for $i \in [k]$

$$\hat{p}_i \geq \max \left\{ p_{\max} - p_{\max} \left(1 - \frac{1}{\gamma}\right) \left(1 + \frac{1}{k\gamma}\right)^{i-1}, p_{\max} \right\}. \quad (19)$$

Suppose the prediction is $P = p_{\min}$. To ensure consistency under the instance $\mathcal{I}_{p_{\min}}$, any online

algorithm must have

$$\begin{aligned}
\eta &\geq \frac{\text{ALG}(\mathcal{I}_{p_{\max}})}{\text{OPT}(\mathcal{I}_{p_{\max}})} \geq \frac{\sum_{i \in [k]} \hat{p}_i}{kp_{\min}} \geq \frac{\sum_{i \in [\zeta^*]} \hat{p}_i + (k - \zeta^*)p_{\min}}{kp_{\min}} \\
&\geq \frac{\sum_{i \in [\zeta^*]} [p_{\max} - p_{\max} \left(1 - \frac{1}{\gamma}\right) \left(1 + \frac{1}{k\gamma}\right)^{i-1}] + (k - \zeta^*)p_{\min}}{kp_{\min}} \\
&= \theta \left[\gamma - (\gamma - 1) \left(1 + \frac{1}{\gamma k}\right)^{\zeta^*} \right] - (\theta - 1) \left(1 - \frac{\zeta^*}{k}\right),
\end{aligned}$$

where ζ^* satisfies $p_{\max} - p_{\max} \left(1 - \frac{1}{\gamma}\right) \left(1 + \frac{1}{k\gamma}\right)^{\zeta^*-1} > p_{\min} \geq p_{\max} - p_{\max} \left(1 - \frac{1}{\gamma}\right) \left(1 + \frac{1}{k\gamma}\right)^{\zeta^*}$, which gives

$$\zeta^* := \zeta^*(\gamma) = \zeta^* = \left\lfloor \ln \left(\frac{\theta - 1}{\theta - \theta/\gamma} \right) / \ln \left(1 + \frac{1}{\gamma k} \right) \right\rfloor.$$

A.3 Proof of Theorem 9

The threshold values $\psi = \{\psi_i\}_{i \in [k]}$ for k -min is a non-increasing sequence $\psi_1 \geq \psi_2 \geq \dots \geq \psi_k$. For notational convenience, we define $\psi_0 = p_{\max}$ and $\psi_{k+1} = p_{\min}$. The threshold ψ divides the uncertainty range $[p_{\min}, p_{\max}]$ into $k+1$ regions. If $\psi_i = \psi_{i+1} = \dots = \psi_j < \psi_{j+1}$, we use $j+1$ to index the interval $[\psi_i, \psi_{j+1})$. Excluding the compulsory selection at the end of the horizon, if OTA selects i prices, the worst-case price sequence is

$$\psi_1, \psi_2, \dots, \psi_i, \underbrace{\psi_{i+1} + \epsilon, \dots, \psi_{i+1} + \epsilon}_k, \underbrace{p_{\max}, \dots, p_{\max}}_k,$$

where $\epsilon > 0$ and $\epsilon \rightarrow 0$. The actual minimum price of this sequence falls in the interval i and the worst-case ratio is

$$\varphi_i := \varphi_i(\psi) = \frac{\sum_{j \in [i-1]} \psi_j + (k - i + 1)p_{\max}}{k\psi_i}. \quad (20)$$

We start by providing two propositions.

Proposition 11 *If $\varphi_{i^*+1}(\psi) \leq \gamma$ for a given $i^* < k$, and*

$$\psi_i = p_{\max} - \frac{p_{\max} - p_{\min}}{(1 + 1/(\gamma k))^{k-i+1}}, i = i^* + 1, \dots, k, \quad (21)$$

then $\varphi_i(\psi) \leq \gamma, i = i^ + 2, \dots, k + 1$.*

Proposition 12 *If $\varphi_1(\psi) \leq \gamma$, and*

$$\psi_i = p_{\max} - p_{\max} \left(1 - \frac{1}{\gamma}\right) \left(1 + \frac{1}{\gamma k}\right)^{i-1}, i \in [k], \quad (22)$$

then $\varphi_i(\psi) \leq \gamma, i = 1, \dots, k$.

Proof of Proposition 11. Given that $\varphi_{i^*+1} \leq \gamma$, we have

$$\sum_{j \in [i^*]} \psi_j + (k - i^*)p_{\max} \leq k\gamma\psi_{i^*+1}. \quad (23)$$

We then have

$$\begin{aligned} \varphi_{i^*+2} &= \frac{\sum_{j \in [i^*+1]} \psi_j + (k - i^* - 1)p_{\max}}{k\psi_{i^*+2}} \\ &= \frac{\sum_{j \in [i^*]} \psi_j + (k - i^*)p_{\max} + \psi_{i^*+1} - p_{\max}}{k\psi_{i^*+2}} \\ &\leq \frac{k\gamma\psi_{i^*+1} + \psi_{i^*+1} - p_{\max}}{k\psi_{i^*+2}} \\ &= \gamma \frac{p_{\max} + (1 + \frac{1}{\gamma k})[\psi_{i^*+1} - p_{\max}]}{\psi_{i^*+2}} = \gamma, \end{aligned}$$

where the inequality holds due to inequality (23) and the last equality is based on the design of the threshold values in equation (21). By following the same step, the worst-case ratios in the following intervals can be shown that $\varphi_i \leq \gamma, \forall i = i^* + 3, \dots, k + 1$.

Proof of Proposition 12. We first prove that for a given $i \geq 1$, if $\varphi_i \leq \gamma$, i.e.,

$$\sum_{j \in [i-1]} \psi_j + (k - i + 1)p_{\max} \leq k\gamma\psi_i, \quad (24)$$

then we have $\varphi_{i+1} \leq \gamma$. This can be shown by observing

$$\begin{aligned} \varphi_{i+1} &= \frac{\sum_{j \in [i]} \psi_j + (k - i)p_{\max}}{k\psi_{i+1}} \\ &\leq \frac{\psi_i - p_{\max} + k\gamma\psi_i}{k\psi_{i+1}} \\ &= \frac{(1 + 1/(\gamma k))(\psi_i - p_{\max}) + p_{\max}}{\gamma\psi_{i+1}} = \gamma, \end{aligned}$$

where the inequality holds due to the inequality (24) and the last equality is due to the design of the threshold values in equation (22). Then by combining above result with $\varphi_1 \leq \gamma$, we complete the proof.

In the following, we show the OTA with the designed threshold ψ can guarantee the target consistency and robustness in all three cases.

Case IV. When $P \in [\tilde{p}_1, p_{\max}]$, where $\tilde{p}_1 = p_{\max} - p_{\max}(1 - 1/\eta)(1 + 1/(\eta k))^{\sigma^* - 1}$ and $\sigma^* \in [k]$ is the largest index such that

$$\frac{1 - (1 - 1/\eta)(1 + \frac{1}{\eta k})^{\sigma^*}}{1 - (1 - 1/\theta)/(1 + \frac{1}{\gamma k})^{k - \sigma^*}} \leq \frac{\gamma}{\eta}. \quad (25)$$

In addition, $i^* = \sigma^*$ and $\tilde{p}_1 = c_{i^*}$. We derive the worst-case ratios $\varphi_i(\psi)$ given the design of ψ in Case IV.

For $i \in [i^*]$, we have

$$\varphi_i = \frac{\sum_{j \in [i-1]} c_j + (k - i + 1)p_{\max}}{kc_i} = \frac{kc_i \eta}{kc_i} = \eta.$$

For $i = i^* + 1$, we have

$$\begin{aligned} \varphi_{i^*+1} &= \frac{\sum_{j \in [i^*]} c_j + (k - i^*)p_{\max}}{kr_{i^*+1}} \\ &= \frac{k\eta \left[p_{\max} - p_{\max} \left(1 - \frac{1}{\eta}\right) \left(1 + \frac{1}{\eta k}\right)^{i-1} \right]}{k \left[p_{\max} - \frac{p_{\max} - p_{\min}}{(1 + 1/(\gamma k))^{k-i+1}} \right]} \\ &= \frac{\eta \left[1 - (1 - 1/\eta)(1 + \frac{1}{\eta k})^{i^*} \right]}{1 - (1 - 1/\theta)/(1 + \frac{1}{\gamma k})^{k-i^*}} \leq \gamma, \end{aligned}$$

where the last inequality is due to equation (25).

For $i = i^* + 2, \dots, k + 1$, based on Proposition 11 and $\varphi_{i^*+1} \leq \gamma$, we have $\varphi_i \leq \gamma$, for all $i = i^* + 2, \dots, k + 1$.

Summarizing above results, if the prediction is accurate, and $P \in [\psi_{i-1}, \psi_i), i \in [i^*]$, we have $\varphi_i \leq \eta$ and thus OTA_ψ is η -consistent. The worst-case competitive ratio is $\max_{i \in [k+1]} \varphi_i = \gamma$ and thus OTA_ψ is γ -robust.

Case V. When the prediction $P \in (\tilde{p}_2, \tilde{p}_1]$, where $\tilde{p}_2 = \min\{\tilde{p}_1, p_{\max}/\gamma\}$. This case exists only when $\tilde{p}_1 > p_{\max}/\gamma$. In the following, we derive the worst-case ratios φ_i given the threshold design in Case V.

For $i = 1$, $\varphi_1 = (kp_{\max})/kP \leq p_{\max}/\tilde{p}_1 \leq \gamma$.

For $i = m^* + 1$ (noting that $c_i = P, \forall i \in [m^*]$),

$$\varphi_{m^*+1} = \frac{m^*P + (k - m^*)p_{\max}}{kc_{m^*+1}} = \eta.$$

For $i = m^* + 2, \dots, i^*$, we have

$$\begin{aligned} \varphi_i &= \frac{m^*P + \sum_{j=m^*+1}^{i^*} c_j + (k - i^*)p_{\max}}{kc_i} \\ &= \frac{k\eta \left[p_{\max} - (p_{\max} - c_{m^*+1}) \left(1 + \frac{1}{\eta k}\right)^{i-m^*} \right]}{kc_i} = \eta. \end{aligned}$$

For $i = i^* + 1, \dots, k + 1$, based on $\varphi_{i^*+1} \leq \gamma$ and Proposition 6, we have $\varphi_i \leq \gamma$.

Based on above results, when prediction $P \in [\psi_1, \psi_{m^*+1})$ and the prediction is accurate, the consistency of OTA_ψ is η . Since $\max_{i \in [k+1]} \varphi_i \leq \gamma$, the robustness is γ .

Case VI. $P \in (p_{\min}, \tilde{p}_2]$. The worst-case ratios φ_i can be shown as follows.

For interval $i \in [j^*]$, we have $\varphi_i \leq \gamma$ since z_i is designed based on Proposition 12. j^* is determined as the largest index such that $\psi_{j^*} > P$.

For interval $i = m^* + 1$ (i.e., $[\psi_{j^*+1}, \psi_{m^*+1})$), we have

$$\varphi_{m^*+1} = \frac{\sum_{j \in [j^*]} z_j + (m^* - j^*)P + (k - m^*)p_{\max}}{kc_{m^*+1}} = \eta.$$

Finally, we have $\varphi_i \leq \eta$ for interval $i = m^* + 2, \dots, i^*$ and $\varphi_i \leq \gamma$ for interval $i = i^* + 1, \dots, k$ by following the same proof as Case V.

In this case, when the prediction $P \in [\psi_{j^*+1}, \psi_{m^*+1})$ and the prediction is accurate, the worst-case ratio $\varphi_{m^*+1} \leq \eta$ and the robustness is $\max_{i \in [k+1]} \varphi_i = \gamma$.

B Detailed Experimental Setup

We use a 5 year history of BTC prices collected from the Gemini Exchange. We set the units of BTC available to be traded to $k = 100$. BTC has experienced dramatic highs and lows, experiencing a minimum price of $p_{\min} = \$352.32$ and maximum price of $p_{\max} = \$29,274.99$. The price fluctuation ratio consistently used is $\theta = 83.092$, except for the experiments with synthetically larger θ .

In our experiments, we consider 3 week trading periods with prices observed every 10 minutes. Since BTC is traded 24/7, each trading period consists of such that $T = 6 \times 24 \times 7 \times 3 = 3024$. Price observations of 10 minutes are chosen such that there is sufficient time to observe a change in price and avoid redundant prices. (Excessively fine-grained observations leads to consecutive prices often being the same). Similarly, an extended 3-week trading period is chosen in order to have enough time to capture potential price fluctuations.

However, there are insufficient 3-week trading periods in a 5-year span in order to have enough rounds to learn the confidence factor λ using online learning. Thus we allow $\text{OTA}(\lambda^{\text{alf}})$ to generate additional rounds by overlapping 3-week trading periods by 3 days. That is, if an instance is the period 1/01/2016 to 1/21/2016, the next overlapping instance is 1/04/2016 to 1/25/2016. With overlapping instances, there are 577 instances of k -search available for online learning.

To generate a prediction P , we use the observed maximum (or minimum) price of the previous 3-week period. With prediction error $\epsilon = |\max_{t \in [T]} p_t - P|$ or $\epsilon = |\min_{t \in [T]} p_t - P|$, we evaluate the impact of prediction quality by adjusting the error level in hindsight between 0.0 to 1.0, where 0.0 indicates setting the error to $0.0 \times \epsilon$ and 1.0 indicates setting the error to $1.0 \times \epsilon$. Error values were tested between 0.0 and 1.0 at 0.1 intervals, and 0.7 was selected as the final parameter as a representative illustration of the effect.

A problem instance is denoted ρ -hard by giving it a probability $\rho \in [0, 1]$ to experience the theoretical worst-case sequence of prices in the last k time slots. ρ values between 0.0 and 0.5 were tested at 0.1 intervals, and the range 0.0 to 0.3 was selected as a representative illustration, as the effect at 0.4 and 0.5 was deemed similar.

Various of k ranging from 5 to 2500 were tested. The presented values of $[5, 25, 125, 525]$ were selected to best illustrate the effect of k , as the theoretical dependence of competitive ratio on k is non-linear.

To test a θ multiplier of x , we adjust each observed price in the entire price sequence by either \sqrt{x} or $\frac{1}{\sqrt{x}}$, depending on whether it is above or below the mean price. In this manner, the adjusted price fluctuation ratio has been multiplied by x . During development we tested small values of x between 0.25 and 1, but discovered that effects were more visible for large θ multipliers between 1.0 and 4.0.