

New Power Method for Solving Eigenvalue Problems

I W Sudiarta¹ and H Susanto²

¹ Department of Physics, Faculty of Mathematics and Natural Sciences, University of Mataram, Mataram, NTB 83125, Indonesia

² Department of Mathematics, Khalifa University, Abu Dhabi Campus, Abu Dhabi PO Box 127788, UAE

E-mail: wayan.sudiarta@unram.ac.id

November 2022

Abstract. We present a new power method to obtain solutions of eigenvalue problems. The method can determine not only the dominant or lowest eigenvalues but also all eigenvalues without the need for a deflation procedure. The method uses a functional of an operator (or a matrix). The method can freely select a solution by varying a parameter associated to an estimate of the eigenvalue. The convergence of the method is highly dependent on how closely the parameter to the eigenvalues. In this paper, numerical results of the method are shown to be in excellent agreement with the analytical ones.

Keywords: Power Iteration, Eigenvalue Problems, Schrödinger Equation

1. Introduction

Eigenvalue problems (EVPs) found in many fields such as mathematics, sciences, and engineering are old problems that are still actively studied due to remaining open problems [1] and wide applications. In physics and chemistry, the time-independent Schrödinger equation is an EVP where the the ground state energies and few excited states are mostly computed [2, 3, 4]. In modern applications, especially for data analysis, solving EVPs is used in connection with the principal component analysis (PCA) to obtain the main pattern or dominant data [5, 6].

In recent years, quantum computers are being developed and gaining acceptance to be the future of hardware for computations [7]. A quantum computer uses the principles of quantum mechanics in its operation, therefore it requires quantum algorithms. By exploiting entangle properties of qubits systems, one might hope that much faster computation can be performed in comparison with the classical computers. In-line with this, new algorithms for solving eigenvalue problems on quantum computers are also being studied [8, 9, 10, 11, 12, 13, 14, 15, 16].

EVPs can be in the form of ordinary or partial differential equations or in matrix equations. For computations, a differential equation can be converted to a matrix equation by using basis functions [17] or discrete or grid representations [18].

Solving a general EVP numerically to obtain eigenvalues and eigenvectors requires numerical methods which depend on type and size of matrices, and the number of required solutions. In the past, many methods have been developed such as the power method, Lanczos method, Arnoldi method, and QR algorithm [19]. Other methods can be found in many popular books such as by Watkins [20], Saad [21], Stewart [22] and Golub and Van Loan [19]. An overview of eigenvalue computations is given by Golub [1].

For symmetric small-size matrices, the QR method is used to obtain all eigen solutions. The power method or the inverse power method can be used to determine the few dominant eigenvalues or the low-lying eigenvalues with a deflation procedure. The shifted inverse power method can select one eigenvalue in each iteration provided the shifted value is near the desired eigenvalue. Besides that, the power method with an exponential operator form, mostly used in imaginary time simulation, can be applied to get the few lowest eigenvalues of quantum mechanical systems (see [23] and [24] for more details).

For a large system with a large number of variables or a large size matrix, the shifted inverse power method is generally preferred especially to obtain few eigenvalues [21]. To use the shifted inverse power method, in each iteration a solution of linear equations is needed with approximately $2N^3/3$ number of arithmetic operations [18]. For large matrices, this may take a considerable interval of time. Even worse requirement is when one needs to firstly inverse the matrix before using the power method. To overcome this problem, one can approximate inverse operator by Fourier approximation [25, 8, 26]. However, to obtain accurate approximation, many terms need to be added making it much slower. If one focuses on the dominant eigenvalue instead of the inverse power method, one can use other functional of operators, such as presented in this paper.

In this paper, we present a new power method to obtain any eigenvalues with only matrix-vector product operations similar as in the power method. The basic principle of the new power method is an application of a product of the matrix and the exponential of the matrix. Using the matrix functional, it produces an amplification of the eigenvector with the desired eigenvalue. Similar to the shifted inverse power method, an initial estimate of the eigenvalue is required to start iterative processes.

The remaining parts of this paper is organized into the following four sections that explain: (i) the theoretical derivation of the new power method, (ii) numerical methods, (iii) computational results for various cases, starting with a simple matrix equation and ending with a three dimensional quantum system, and (iv) the conclusions.

2. Theoretical Background

The equation for eigenvalue problems is in the following form,

$$\hat{H}\psi = E\psi. \quad (1)$$

Notations or symbols used in Eq. (1) are generally found for quantum systems where \hat{H} is a Hamilton operator (or a matrix) and ψ is a wavefunction (or a vector). To simplify notations and explanations in this paper, without loss of generality, only the operator-wavefunction form is discussed.

We assume that the solutions of Eq. (1) are in the form of eigenvalues $\{E_n\}$ and eigenfunctions $\{\phi_n(\mathbf{r})\}$ where $n = 0, 1, \dots, N$. The spatial variable \mathbf{r} can be in any dimensions. The number of solutions can be very large or infinite. We also assume that the eigenvalues are all reals, distinct, ordered and positives. The eigenfunctions are assumed to be orthogonal and normalized. We can index the eigenvalues according to their order, $0 < E_0 < E_1 < E_2 < \dots < E_N$. E_0 and E_N are the lowest and the largest eigenvalues respectively. Positive eigenvalues requirement can be achieved by shifting the eigenvalues using a modified operator such as $\hat{H} - \sigma \hat{I}$ where \hat{I} is the identity operator and σ is the shift value. The requirement is important to get a stable iteration especially when an approximate operator exponentiation is used.

The power method can generally be used to determine the largest eigenvalue, in this case E_N . The power method begins by using an initial function, $\psi^{(0)}(r)$ and then apply the Hamilton operator to the initial function. For derivation of the power method, the initial function is expanded into the eigenfunctions given by

$$\psi^{(0)}(r) = \sum_{n=0}^N c_n \phi_n(r). \quad (2)$$

Applying repeatedly the Hamilton operator many times (or the power operation) to the initial function, Eq. (2), the following function is obtained

$$\psi^{(k)}(r) = \hat{H}^k \psi^{(0)}(r) = \sum_{n=0}^N c_n \hat{H}^k \phi_n(r) = \sum_{n=0}^N c_n E_n^k \phi_n(r). \quad (3)$$

After a large number of iterations, it is shown in Eq. (3) that the largest value or dominant term is for the largest eigenvalue term. The wavefunction can then be approximated by

$$\lim_{k \rightarrow \infty} \psi^{(k)}(r) \approx [c_N E_N^k] \phi_N(r). \quad (4)$$

The factor in the square bracket can be eliminated by a normalization procedure.

For numerical purposes, in order to avoid overflow in calculations, a scaling procedure or a normalization of the wavefunction is performed in every iteration. The largest eigenvalue is obtained provided that the initial function contains the largest eigenvalue wavefunction or its coefficient is non-zero, $c_N \neq 0$.

For every iteration step, an estimate of the eigenvalue can be determined by using

$$E^{(k)} = \frac{\int \psi^{(k)*} \hat{H} \psi^{(k)} dV}{\int \psi^{(k)*} \psi^{(k)} dV}, \quad (5)$$

where dV is the volume element and the interval of integration is set appropriately according to the spatial domain of the problem.

The power method can also be applied to get the lowest eigenvalue. One can use the inverse power method that applies an inverse of the operator or requires solving a system of linear equations. Another method is by using a function of the Hamilton operator. The function is chosen such that it amplifies the lowest eigenvalue. For applications in quantum systems, applying the finite difference time domain (FDTD) method and Monte Carlo (MC) method, the exponential function is often used. The eigen equation (Eq. 1) or the Schrödinger equation can be transformed to a diffusion equation which then be solved by an evolution method [23]. The exponential of the Hamilton operator is given by

$$\hat{G} = e^{-\tau\hat{H}} \quad (6)$$

where τ is a constant related to the interval of simulation time. Similarly, by repeatedly applying the operator \hat{G} many times to the initial function, a new function is obtained, i.e.,

$$\psi^{(k)}(r) = \hat{G}^k \psi^{(0)}(r) = \sum_{n=0}^N c_n \left[e^{-\tau\hat{H}} \right]^k \phi_n(r) = \sum_{n=0}^N c_n e^{-k\tau E_n} \phi_n(r). \quad (7)$$

For a large value of k , it is shown in Eq. (7) that the dominant term is the lowest eigenvalue term. The wavefunction approaches the lowest eigenvalue wavefunction

$$\lim_{k \rightarrow \infty} \psi^{(k)}(r) \approx [c_0 e^{-k\tau E_0}] \phi_0(r). \quad (8)$$

For determining higher eigenvalue (or excited state) wavefunctions, the same iteration procedure is performed but the wavefunction ψ must be orthogonal to the lowest eigenvalue wavefunction. This procedure is known as explicit deflation method [1].

In this paper, we propose a new power method to obtain any eigenvalue without the deflation procedure. The new power method utilizes a product of the operators \hat{H} and \hat{G} . The new power method uses the following operator:

$$\hat{F} = \hat{H}^\alpha e^{-\tau\hat{H}}. \quad (9)$$

In the same process as the power method, applying \hat{F} operator many times to the initial function, the wavefunction after k th iteration is given by

$$\psi^{(k)}(r) = \hat{F}^k \psi^{(0)}(r) = \sum_{n=0}^N c_n \left[\hat{H}^\alpha e^{-\tau\hat{H}} \right]^k \phi_n(r) = \sum_{n=0}^N c_n [f(E_n)]^k \phi_n(r) \quad (10)$$

where the function $f(E)$ is given by

$$f(E) = E^\alpha e^{-\tau E}. \quad (11)$$

Examples of $f(E)$ curves as a function of E are shown in Fig. 1. It is noted that $f(E)$ in the interval $[0, \infty]$ has one peak located at $E_p = \alpha/\tau$. The value of τ can be chosen appropriately such that E_p is closed to a desired eigenvalue. Substituting

$\tau = \alpha/E_p$ into $f(E)$ (Eq. (11), it is found that $f(E) = [E \exp(-E/E_p)]^\alpha$. This result shows that the value of α does not produce a significant improvement on the curve $f(E)$ since it is the same as the α th power of $f(E)$ (with $\alpha = 1$). Therefore, in the rest of the paper, $\alpha = 1$ is used.

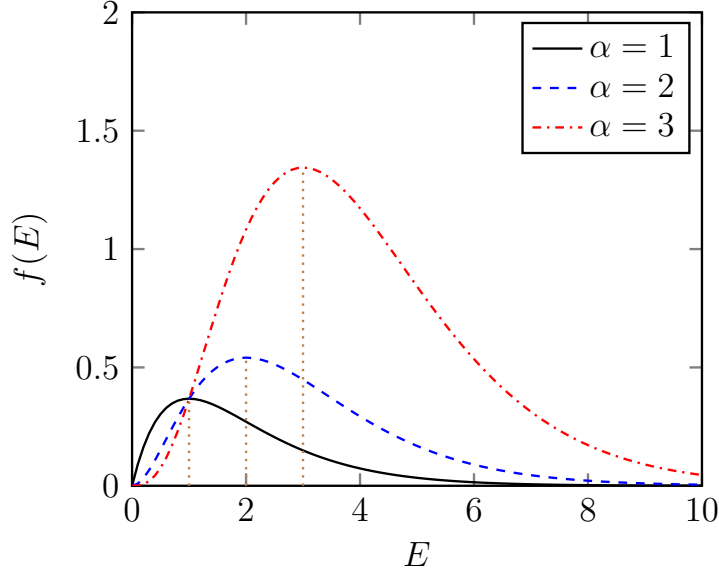


Figure 1. $f(E)$ in Eq. (11) as a function of E with $\tau = 1$ for three values of α . The dotted brown lines are used to indicate the positions of the maximum values.

By choosing an appropriate value of E_p , we can select one solution with an eigenvalue that is near to E_p . This means that

$$\lim_{k \rightarrow \infty} \psi^{(k)}(r) \approx [c_n f(E_n)^k] \phi_n(r). \quad (12)$$

where the index n is for the maximum value of $f(E_n)$.

This iteration procedure is useful to obtain an eigen solution when its approximate value or E_p is known. The value of E_p can be also varied in order to obtain all eigen solutions.

For a chosen value of E_p , three eigenvalues near E_p are assumed to be E_a , E_b and E_c . These eigenvalues are ordered such that $f(E_a) > f(E_b) > f(E_c)$. Following Golub and Van Loan [19], the convergence of the method is determined by the ratio, $R(E_p)$, given by

$$R(E_p) = \frac{f(E_b)}{f(E_a)} = \frac{E_b}{E_a} e^{-(E_b - E_a)/E_p} \quad (13)$$

The error of the computed eigenvalue after k th iteration is given by

$$\text{Error}^{(k)} = |E_n - E^{(k)}| \approx \beta |R(E_p)|^k \quad (14)$$

where β is a proportionality constant.

If the iteration reaches a convergent eigenvalue after the error below a certain tolerance value, tol , the number iteration needed is

$$k = \frac{C}{\log(|R(E_p)|)} \quad (15)$$

where a constant $C = \log(tol/\beta)$.

In Eq. (15), it is noted that the number of iterations becomes very large (or infinite) or the convergence is very slow when $R(E_p) \approx 1$. This happens when E_p equals to the turning point value E_{tp} given by

$$E_{tp} = \frac{E_b - E_a}{\ln(E_b/E_a)}. \quad (16)$$

3. Numerical Methods

3.1. Matrix Form

For numerical computations, the short-time approximation of exponential of an operator (a matrix) is used [27, 28, 29, 30] as follows.

$$e^{-\tau\hat{H}} = \left[e^{-\tau\hat{H}/M} \right]^M \quad (17)$$

Applying the first order Taylor approximation $e^{-\tau\hat{H}/M} \approx (1 - \frac{\tau}{M}\hat{H})$, it is obtained

$$e^{-\tau\hat{H}} \approx \left[1 - \frac{\tau}{M}\hat{H} \right]^M. \quad (18)$$

Therefore, the operator used in the new power method is

$$\hat{F} \approx \hat{H} \left[1 - \frac{1}{ME_p}\hat{H} \right]^M \quad (19)$$

It is noted in Eq. (19) that besides the initial wavefunction, $\psi^{(0)}$, two other parameters that affect the performance of the iteration method are the estimate value of eigenvalue, E_p , and the parameter M . The resulting operator \hat{F} in Eq. (19) is a polynomial of the Hamilton operator and without other additional constant operators. The resulting operator \hat{F} shares the same eigenfunctions as for the operator \hat{H} . Therefore the power iteration with \hat{F} always converges to one of the eigenfunctions of \hat{H} .

3.2. Differential Form

For the Hamilton operator in the form of differential operators, we represent functions by discrete values on grid points, as an example in one dimensional space $\psi_i \equiv \psi(i\Delta x)$ with the spatial grid spacing Δx . We then use finite difference approximation formulas for derivatives. For the second order derivative operator in one dimension, $\hat{D}_2 = d^2/dx^2$ is approximated [18] by

$$\hat{D}_2\psi(x)|_i \approx \frac{\psi(x + \Delta x) - 2\psi(x) + \psi(x - \Delta x)}{(\Delta x)^2} = \frac{\psi_{i+1} - 2\psi_i + \psi_{i-1}}{(\Delta x)^2}. \quad (20)$$

For applications to the Schrödinger equation, the exponentiation of the operator can be performed by solving the diffusion equation [23] as follows.

$$\frac{\partial \psi(r, \tau)}{\partial \tau} = -\hat{H}\psi(r, \tau) \quad (21)$$

Using the forward scheme of finite difference formula for first order derivative in time, we get similar expression as for the matrix case (see Eq. (18), that is

$$\psi(r, \tau + \Delta\tau) = \psi(r, \tau) - \Delta\tau \hat{H}\psi(r, \tau) \quad (22)$$

where $\Delta\tau$ is the temporal interval. Substituting $\Delta\tau = \tau/M$ into Eq. (22) gives a similar expression to Eq. (18).

4. Results and Discussions

In this section, we give applications of the new power method to solve a simple eigen matrix equation and the Schrödinger equations for a particle in (a) a one dimensional box, (b) a ring, (c) a one dimensional harmonic potential, and (d) a three dimensional cubic box. Computer codes for computing results in this paper are available in [31].

4.1. A Simple Matrix

For eigenvalues of a simple matrix, following an example in [32], we have used a 3×3 matrix to test our numerical procedure. The matrix is given by

$$\hat{H} = \begin{pmatrix} 2 & 0 & 0 \\ 0 & 2 & 1 \\ 0 & 1 & 2 \end{pmatrix} \quad (23)$$

where its eigenvalues are 1, 2 and 3 and corresponding eigenvectors are $\phi_1 = (1/\sqrt{2})[0, 1, -1]^T$, $\phi_2 = [1, 0, 0]^T$, $\phi_3 = (1/\sqrt{2})[0, 1, 1]^T$.

Before applying the new power iteration procedure, three parameters that need to be specified are the initial vector $\psi^{(0)}$, the location of the peak E_p and M . We first study the effects of these three parameters using the simple matrix in Eq. (23). Numerical results of the estimates of eigenvalues after k th iteration are shown in Fig. 2 - 4. Almost all parameters used in the calculations give convergence to the eigenvalue of 2 as expected since the values of E_p near 2 are used. There is one set of numerical results for the parameter $M = 10$ in Fig. 4 to show a slow convergence. Further investigation of the effect due to the parameter M on the resulting eigenvalue is shown in Fig. 5. The numerical results show that the parameter M does affect the resulting eigenvalue. Figure 5 indicates that for $M < 10$, the iteration converges to the eigenvalue of 1 and for $M \geq 10$ the iteration converges to the eigenvalue of 2. This shows for this case that the short-time approximation of the matrix exponentiation is less accurate for the parameter $M < 10$. However, all numerical results give one of the eigenvalues of the simple matrix.

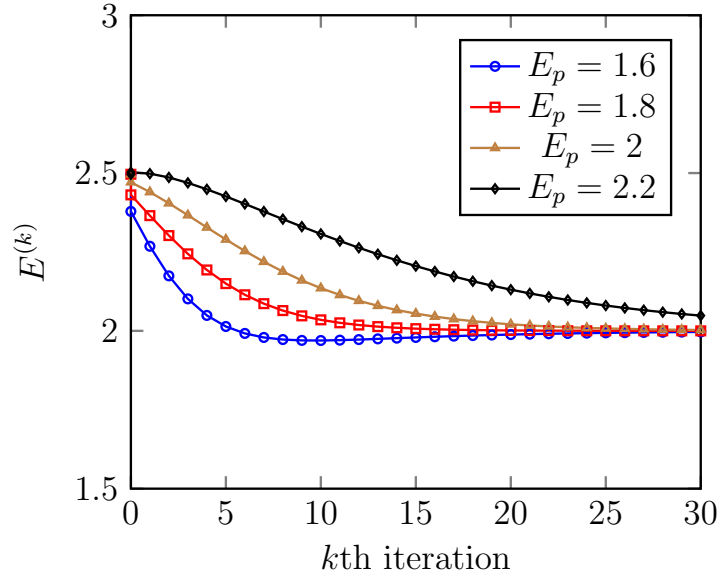


Figure 2. Numerical values of E for the matrix in Eq. (23) at k th iteration with the iteration parameters $M = 100$ and $\psi^{(0)} = [0.7, 0.8, 0.4]^T$ for four values of E_p .

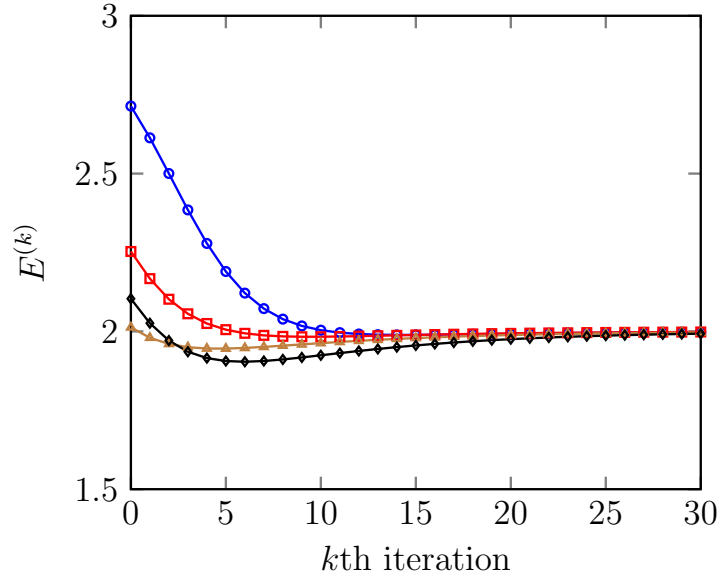


Figure 3. Numerical values of E for the matrix in Eq. (23) at k th iteration with the parameters $M = 100$ and $E_p = 1.6$ for four different random initial vectors.

4.2. Particle in a 1D Box

For the following cases in solving the Schrödinger equation, for simplicity in presentation, we have used natural atomic units. For a particle in a one dimensional box with a length $L = 1$ at interval $[0, 1]$, the Hamilton operator is given by

$$\hat{H} = -\frac{1}{2} \frac{d^2}{dx^2} \quad (24)$$

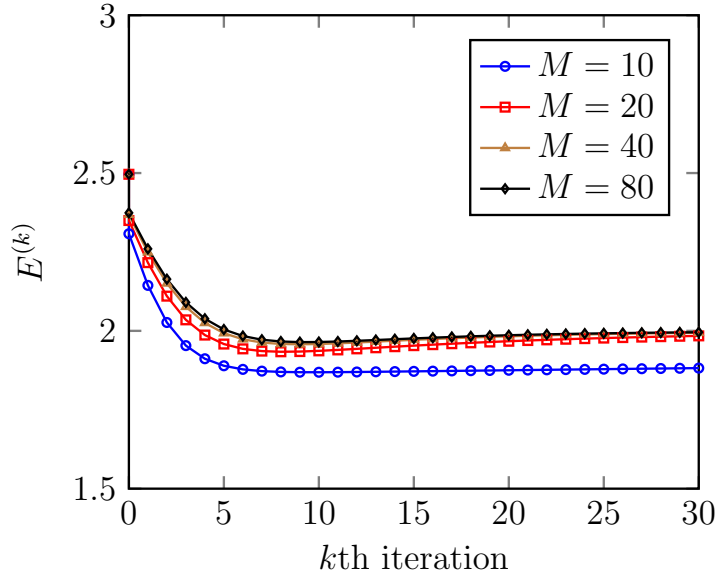


Figure 4. Numerical values of E for the matrix in Eq. (23) at k th iteration with the parameters $E_p = 1.6$ and $\psi^{(0)} = [0.7, 0.8, 0.4]^T$ for four values of M .

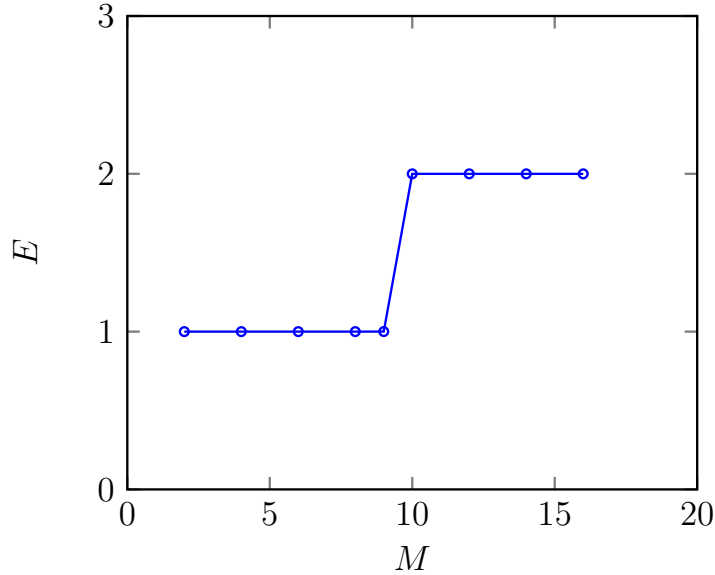


Figure 5. Eigenvalues of the matrix in Eq. (23) computed using the iteration parameters $E_p = 1.6$ and $\psi^{(0)} = [0.7, 0.8, 0.4]^T$ for various values of M .

The eigenvalues of the system are $E_n = n^2\pi^2/2$ and the corresponding eigenfunctions are $\phi_n(x) = \sqrt{2}\sin(n\pi x)$. In order to ensure the initial function contains the ground state (or the lowest eigenvalue), a random initial wavefunction is used. The computational parameters used in this case are $\Delta x = 0.02$, $\Delta\tau = (\Delta x)^2/10$ and $tol = 10^{-8}$. The temporal interval is chosen such that $\Delta\tau \leq (\Delta x)^2$ in order to get stable solutions of the diffusion equation. Three eigenvalues of this system are given in Table 1 and Fig. 6 for

various values of E_p . Fig. 6 shows that the resulting convergent eigenvalues are observed to be dependent on the value of E_p . The turning point values E_{tp} are also found to be in good agreement with the analytical expression (Eq. (16)).

Table 1. Exact and numerical eigenvalues for a particle in a one dimensional box of length $L = 1$.

n	Exact E_n	Numerical E_n	$ \Delta E /E(\%)$
1	4.934802	4.933179	0.03
2	19.739208	19.713247	0.13
3	44.413219	44.281873	0.30
4	78.956835	78.542094	0.53
5	123.370055	122.358708	0.82

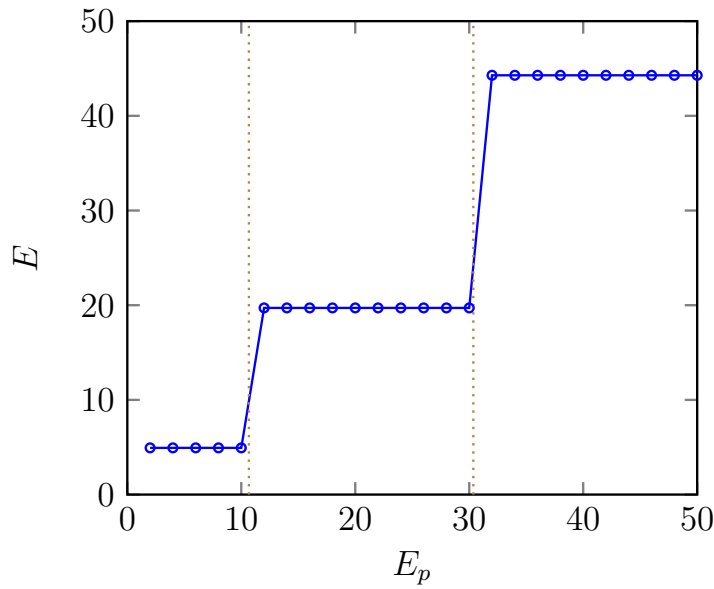


Figure 6. Eigenvalues of a particle in a one dimensional box with a length $L = 1$ computed by the power iteration method for various values of E_p . The dotted lines are used to indicate the turning points E_{tp} in Eq. (16).

4.3. Particle in a Ring

As a further test to the new power method, we consider a problem of a particle moving in a ring with the circumference length L . This problem can be viewed as a particle in one dimension with a periodic boundary condition (PBC). The boundaries in the previous example for one-dimensional box is replaced by the PBC which is $\psi(0, t) = \psi(L, t)$. The eigenvalues of a particle in the ring are $2n^2/L^2$ with $n = 0, \pm 1, \pm 2, \dots$. It is noted here that there is an eigenvalue of zero for $n = 0$ and degenerate eigenvalues (with more

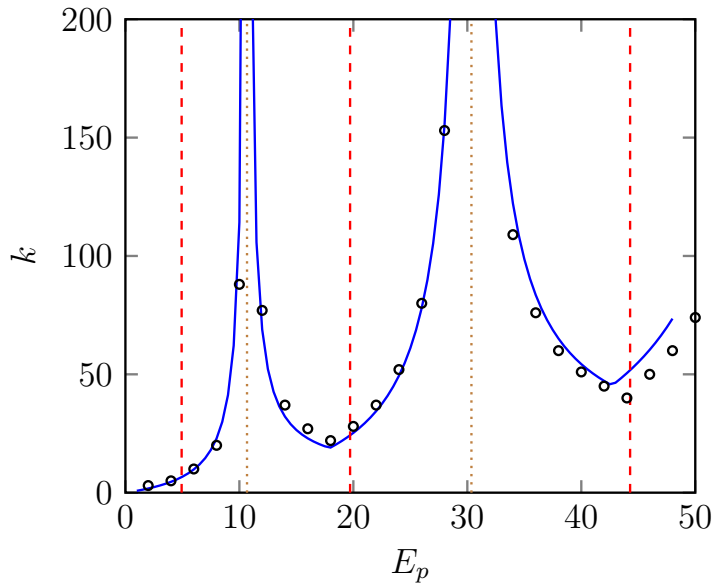


Figure 7. Number of iterations needed to reach convergent eigenvalues of a particle in a one dimensional box with a length $L = 1$ for various values of E_p : (a) numerical results (circles) (b) fitting with Eq. 15 using the fitting parameter C . The dotted lines are used to indicate the turning points E_{tp} . The dashed lines indicate the positions of eigenvalues.

than one solution for every eigenvalue) for $n \neq 0$. The computational parameters used here are the same as in the previous one-dimensional box. Numerical results are shown in Table 2. It is shown that the zero eigenvalue cannot be reached in the iteration due to the function $f(E)$ is zero at $E = 0$ (see also Fig. 1). The exclusion of the zero eigenvalue can be an advantage or a disadvantage of the method depending on whether the zero eigenvalue is important in its applications. In the case of zero eigenvalue, the operator \hat{G} in Eq. (6) can be used instead. The power method is based on the dominant eigenvalue and it cannot separate two or more solutions with the same eigenvalue. In that case, degenerate solutions can be separated by performing perturbation in the Hamilton operator or introducing symmetry requirements.

Table 2. Eigenvalues of a particle in a ring with the circumference length of $L = 1$.

n	Exact E	Numerical E	$ \Delta E /E(\%)$
0	0	NA	NA
1	19.739208	19.732716	0.03
2	78.956835	78.852987	0.13
3	177.652879	177.127493	0.30
4	315.827340	314.168389	0.52

4.4. Particle in a Harmonic Oscillator

Another validation test of the new power method is by using the Hamilton operator for a particle in a harmonic potential given by

$$\hat{H} = -\frac{1}{2} \frac{d^2}{dx^2} + V(x) \quad (25)$$

where $V(x) = \frac{1}{2}x^2$. The eigenvalues are $(n + \frac{1}{2})$ and the wavefunctions are $\phi_n(x) = \pi^{-\frac{1}{4}} [2^n n!]^{-\frac{1}{2}} h_n(x) e^{-\frac{1}{2}x^2}$ with the Hermite polynomial $h_n(x)$.

The present of the potential $V(x)$ in the operator requires a slight modification in the numerical procedure for the evolution operator $e^{-\tau\hat{H}}$. Following Sudiarta and Geldart [23], to obtain accurate results and a stable iteration, the evolution of the wavefunction is obtained by

$$\psi(x, \tau + \Delta\tau) \approx a(x)\psi(x, \tau) - \frac{b(x)\Delta\tau}{2(\Delta x)^2} [\psi(x - \Delta x, \tau) - 2\psi(x, \tau) + \psi(x + \Delta x, \tau)] \quad (26)$$

with $a(x) = [1 - V(x)\Delta\tau/2]/[1 + V(x)\Delta\tau/2]$ and $b(x) = 1/[1 + V(x)\Delta\tau/2]$.

The stability requirement for Eq. (26) is $b(x)\Delta\tau < (\Delta x)^2$. Assuming that the potential used is always positive, $V(x) > 0$, the coefficient $b(x)$ is always less than one, $b(x) < 1.0$. Therefore, the same stability requirement $\Delta\tau < (\Delta x)^2$ as in the previous example can also be used in this case. This is one of advantages of using Eq. (26) compared with Eq. (22). The computational parameters used are $\Delta x = 0.1$ and $\Delta\tau = (\Delta x)^2/10$. The interval of computation is $[-10, 10]$. Numerical results for the eigenvalues and the third excited state wavefunction $\phi_3(x)$ of a particle in a harmonic potential are given in Table 3 and Fig. 8 respectively. The numerical results agree well with the exact results. The numerical errors of the eigenvalues are less than 0.5%. The errors are mainly due to the approximation of the derivative by the finite difference method and not due to the new power method.

Table 3. Eigenvalues of a particle in a harmonic oscillator potential.

n	Exact E	Numerical E	$ \Delta E /E(\%)$
0	0.5	0.499687	0.06
1	1.5	1.498437	0.10
2	2.5	2.495937	0.16
3	3.5	3.492195	0.22
4	4.5	4.487217	0.28
5	5.5	5.480985	0.35
6	6.5	6.473401	0.41

4.5. A Particle in 3D Cubic Box

In this section we apply the new power method for a three dimensional operator. Similarly to the one-dimensional case, the differential operator is approximated by the

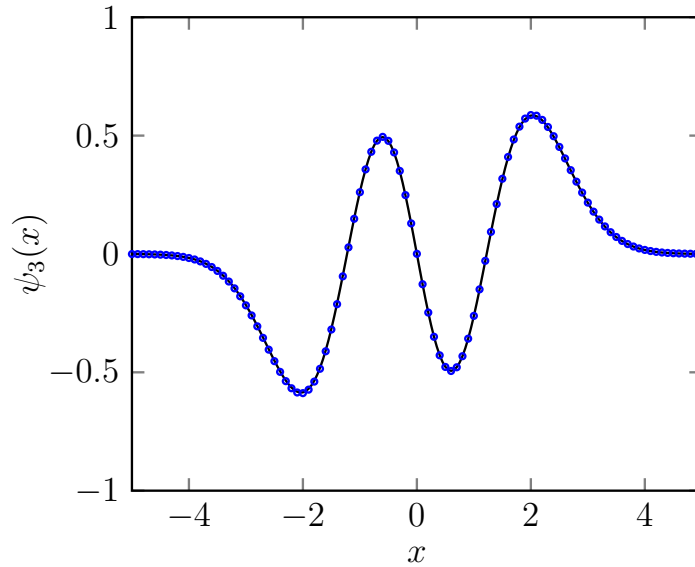


Figure 8. numerical (circles) and exact results (line) for the third excited state wavefunction of a particle in a harmonic potential.

finite difference formula. For a particle in a three dimensional box with the side length $L = 1$ (i.e., with the interval $x, y, z \in [0, 1]$), the Hamilton operator for this case is given by

$$\hat{H} = -\frac{1}{2} \left[\frac{\partial^2}{\partial x^2} + \frac{\partial^2}{\partial y^2} + \frac{\partial^2}{\partial z^2} \right] \quad (27)$$

The eigenvalues are $E_{n_x n_y n_z} = (\pi^2/2)(n_x^2 + n_y^2 + n_z^2)$ and the eigenfunctions are $\phi_{n_x, n_y, n_z}(x, y, z) = \sqrt{8} \sin(n_x \pi x) \sin(n_y \pi y) \sin(n_z \pi z)$. The computational parameters used are $\Delta x = 0.05$ and $\Delta \tau = (\Delta x)^2/10$.

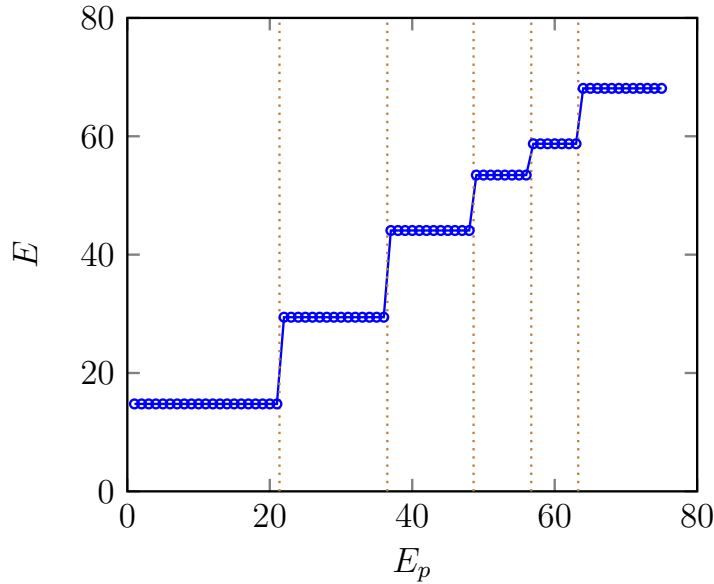
Numerical results of eigenvalues for the particle in the cubic box computed by the new power method are found in Table 4. Isosurfaces of the wavefunction $\phi_{222}(x, y, z)$ computed numerically are given in Fig. 9. The numerical results are in good agreement with the exact results with the errors less than 2%. This corresponds to the small number of grid points per dimension (about 20) used in the computations due to a limitation in our computer memory. The turning point values in Fig. 9 are all found to be consistent with Eq. (16). Using larger number of grid points or smaller spatial spacing can certainly improve the accuracy of the finite difference approximation.

5. Conclusions

We have presented a new power method with a functional of an operator to obtain solutions of eigenvalue problems. The numerical results of validation examples for various operators have shown that the new power method always produces a convergent eigenvalue closed to a parameter (or an approximate eigenvalue) of the functional used. The convergence of the method is highly dependent on the closeness of the parameter to

Table 4. Eigenvalues of a particle in a cubic box with side length of 1.

n_x, n_y, n_z	Exact E	Numerical E	$ \Delta E /E(\%)$
1,1,1	14.804407	14.773991	0.21
1,1,2	29.608813	29.426721	0.61
1,2,2	44.413220	44.079451	0.75
1,1,3	54.282824	53.446710	1.54
2,2,2	59.217626	58.732179	0.82
1,2,3	69.087231	68.099436	1.43

**Figure 9.** Eigenvalues of a particle in a cubic box computed by the power iteration method for various values of E_p . The dotted lines are used to indicate the positions of E_{tp} computed by Eq. (16).

one of the eigenvalues of the operator. The analytical expressions for the convergence and the number of iterations needed to get a convergent eigenvalue have also been derived. The numerical results for the number of iterations have agreed well with the analytical results. The new power method can be used to select freely one solution of an eigenvalue problem by adjusting the parameter of the functional. Therefore, the new power method extends the application of power methods to obtain not only the dominant eigenvalue solution but also all eigen solutions.

6. Acknowledgements

IWS is supported by University of Mataram through a PNBP Internal Research Grant. HS is supported by Khalifa University through a Faculty Start-Up Grant (No. 8474000351/FSU-2021-011) and a Competitive Internal Research Awards Grant (No.




Figure 10. Isosurfaces of the wavefunction $\phi_{222}(x, y, z)$ for a particle in a cubic box with the side length of 1. The values of isosurfaces are 0.1 (red) and -0.1 (blue).

8474000413/CIRA-2021-065).

References

- [1] Golub G H and van der Vorst H A 2000 *Journal of Computational and Applied Mathematics* **123** 35–65
- [2] Levine I N, Busch D H and Shull H 2009 *Quantum chemistry* vol 6 (Pearson Prentice Hall Upper Saddle River, NJ)
- [3] McArdle S, Endo S, Aspuru-Guzik A, Benjamin S C and Yuan X 2020 *Reviews of Modern Physics* **92** 015003
- [4] Adelman S A 2021 *Basic Molecular Quantum Mechanics* (CRC Press)
- [5] Demšar U, Harris P, Brunson C, Fotheringham A S and McLoone S 2013 *Annals of the Association of American Geographers* **103** 106–128
- [6] Jolliffe I T and Cadima J 2016 *Philosophical Transactions of the Royal Society A: Mathematical, Physical and Engineering Sciences* **374** 20150202
- [7] Gyongyosi L and Imre S 2019 *Computer Science Review* **31** 51–71 ISSN 1574-0137 URL <https://www.sciencedirect.com/science/article/pii/S1574013718301709>
- [8] Kyriienko O 2020 *npj Quantum Information* **6** 7 (*Preprint* 1901.09988)
- [9] Huggins W J, Lee J, Baek U, O’Gorman B and Whaley K B 2020 *New Journal of Physics* **22** 073009 (*Preprint* 1909.09114)
- [10] Kandala A, Mezzacapo A, Temme K, Takita M, Brink M, Chow J M and Gambetta J M 2017 **549** 242–246 (*Preprint* 1704.05018)
- [11] Bharti K and Haug T 2021 *pra* **104** L050401 (*Preprint* 2010.05638)
- [12] Bauman N P, Chládek J, Veis L, Pittner J and Kowalski K 2020 *arXiv e-prints* arXiv:2011.01985 (*Preprint* 2011.01985)
- [13] He M Q, Zhang D B and Wang Z D 2020 *arXiv e-prints* arXiv:2010.03236 (*Preprint* 2010.03236)
- [14] Wei S, Li H and Long G 2019 *arXiv e-prints* arXiv:1908.07927 (*Preprint* 1908.07927)
- [15] Cao Y, Romero J, Olson J P, Degroote M, Johnson P D, Kieferová M, Kivlichan I D, Menke T, Peropadre B, Sawaya N P *et al.* 2019 *Chemical reviews* **119** 10856–10915
- [16] Seki K and Yunoki S 2021 *PRX Quantum* **2** 010333
- [17] Jackson J D 2006 *Mathematics for quantum mechanics: an introductory survey of operators, eigenvalues, and linear vector spaces* (Dover Publications New York)

- [18] Mathews J H 1992 *Numerical methods for mathematics, science and engineering* vol 10 (Prentice-Hall International)
- [19] Golub G H and Van Loan C F 2013 *Matrix computations, 4th Ed.* (Johns Hopkins University Press)
- [20] Watkins D S 2004 *Fundamentals of matrix computations* (John Wiley & Sons)
- [21] Saad Y 2011 *Numerical methods for large eigenvalue problems: revised edition* (SIAM)
- [22] Stewart G W 2001 *Matrix Algorithms: Volume II: Eigensystems* (SIAM)
- [23] Wayan Sudiarta I and Geldart D J W 2007 *Journal of Physics A Mathematical General* **40** 1885–1896
- [24] Sudiarta I W and Angraini L M 2018 The finite difference time domain (fdtd) method to determine energies and wave functions of two-electron quantum dot *AIP Conference Proceedings* vol 2023 (AIP Publishing LLC) p 020199
- [25] Childs A M, Kothari R and Somma R D 2017 *SIAM Journal on Computing* **46** 1920–1950
- [26] He M Q, Zhang D B and Wang Z 2022 *Quantum Science and Technology* **7** 025026
- [27] Trotter H F 1959 *Proceedings of the American Mathematical Society* **10** 545–551
- [28] Suzuki M 1976 *Communications in Mathematical Physics* **51** 183–190
- [29] Lloyd S 1996 *Science* **273** 1073–1078
- [30] Burkard G 2022 *arXiv preprint arXiv:2209.07918*
- [31] Sudiarta I W 2022 New power method URL <https://github.com/wayansudiarta/new-power-method>
- [32] Contributors W 2022 Rayleigh–ritz method — Wikipedia, the free encyclopedia [Online; accessed 31-October-2022] URL https://en.wikipedia.org/wiki/Rayleigh-Ritz_method