

Nonlinear approximation in bounded orthonormal product bases

Lutz Kämmerer*, Daniel Potts†, Fabian Taubert‡

November 14, 2022

We present a dimension-incremental algorithm for the nonlinear approximation of high-dimensional functions in an arbitrary bounded orthonormal product basis. Our goal is to detect a suitable truncation of the basis expansion of the function, where the corresponding basis support is assumed to be unknown. Our method is based on point evaluations of the considered function and adaptively builds an index set of a suitable basis support, such that the approximately largest basis coefficients are still included. Throughout the work, there are various minor modifications of the algorithm discussed as well, which may yield additional benefits in several situations. For the first time, we provide a proof of a detection guarantee for such an index set in the function approximation case under certain assumptions on the sub-methods used within our algorithm, which can be used as a foundation for similar statements in various other situations as well. Some numerical examples in different settings underline the effectiveness and accuracy of our method.

Keywords and phrases : sparse approximation, nonlinear approximation, high-dimensional approximation, dimension-incremental algorithm, bounded orthonormal product bases, projected coefficients

2020 AMS Mathematics Subject Classification : 41A50, 42B05, 65D15, 65D30, 65D32, 65D40, 65T40, 65Y20,

1 Introduction

In recent years, so-called sparse algorithms that are designed to recover sparse signals have gained significant attention. Various methods and algorithms got developed since then and evolved the field of compressed sensing tremendously, see [9] for a lot of examples and references. Especially the so-called *sparse Fast Fourier Transform (sFFT)* algorithms (see, e.g., [18, 16, 12, 13, 30, 43, 1, 8, 35, 36, 3] or [10] for a short overview and introduction) provide efficient ways to reconstruct univariate sparse trigonometric polynomials in different settings. Of course, there are also many other one-dimensional bases besides the Fourier basis, where

*Chemnitz University of Technology, Faculty of Mathematics, 09107 Chemnitz, Germany
kaemmerer@mathematik.tu-chemnitz.de

†Chemnitz University of Technology, Faculty of Mathematics, 09107 Chemnitz, Germany
potts@mathematik.tu-chemnitz.de

‡Chemnitz University of Technology, Faculty of Mathematics, 09107 Chemnitz, Germany
fabian.taubert@mathematik.tu-chemnitz.de

the sparse recovery problem is also of interest. Hence, similar algorithms began to arise for bases such as, e.g., the Legendre polynomial basis [41, 34, 38, 14], as well as for more general settings, cf. [11]. Often, the methods of the aforementioned are also applicable in the approximation setting, so if the target function is not sparse itself but assumed to be well approximated by some sparse quantity.

At the same time the high-dimensional generalization of these problems became another topic of research, in particular the question for methods that circumvent the curse of dimensionality (as introduced in [2]) to some extent. While again the Fourier case is already studied very well, e.g., [17, 15, 39, 25, 40, 5, 4, 29], there is very little knowledge about efficient algorithms for other high-dimensional bases. Recently, sublinear-time algorithms for bounded orthonormal product bases were developed in [6, 7]. Another popular approach in the high-dimensional stochastic setting are sparse polynomial chaos expansions, cf. [33] and the references therein. There, random variables are approximated using a subset of the corresponding polynomial orthonormal basis by sparse regression. After each iteration, the candidate subset or the sampling locations are modified until the sparse solution is satisfactory. Note that the concept of sparsity is only used as a tool to find robust solutions in this case and is not the main goal of sparse polynomial chaos expansions.

Our aim here is the nonlinear approximation of a function $f(\mathbf{x}) := \sum_{\mathbf{k} \in \mathbb{N}^d} c_{\mathbf{k}} \Phi_{\mathbf{k}}(\mathbf{x})$ using samples by a truncated sum

$$S_I f(\mathbf{x}) := \sum_{\mathbf{k} \in I} c_{\mathbf{k}} \Phi_{\mathbf{k}}(\mathbf{x}),$$

with a carefully selected, finite index set I , which is a-priori unknown. Additionally, we also approximate the basis coefficients $c_{\mathbf{k}}, \mathbf{k} \in I$, to derive the approximation

$$S_I f(\mathbf{x}) \approx S_I^A f(\mathbf{x}) := \sum_{\mathbf{k} \in I} \hat{f}_{\mathbf{k}} \Phi_{\mathbf{k}}(\mathbf{x}),$$

with $\hat{f}_{\mathbf{k}} \in \mathbb{C}, \mathbf{k} \in I$. Throughout the whole paper, sampling is meant w.r.t. a black box algorithm that provides the function values $f(\mathbf{x})$ for any sampling node \mathbf{x} our algorithm \mathcal{A} requires. Such a black box case can be achieved for example when solving parametric PDEs, see for example [26, 24], where each sample can be computed as the solution of the PDE w.r.t. the spatial domain for a fixed random variable. This concept also enables the algorithm to work highly adaptive, since the samples can be suitably chosen in each step, which is not the case when working with given samples.

We stress on the two parts of this sparse approximation problem, which can be identified by the common error estimate

$$\begin{aligned} |S_I^A f(\mathbf{x}) - f(\mathbf{x})| &\leq |S_I^A f(\mathbf{x}) - S_I f(\mathbf{x})| + |S_I f(\mathbf{x}) - f(\mathbf{x})| \\ &\leq \left| \sum_{\mathbf{k} \in I} (\hat{f}_{\mathbf{k}} - c_{\mathbf{k}}) \Phi_{\mathbf{k}}(\mathbf{x}) \right| + \left| \sum_{\mathbf{k} \in I^c} c_{\mathbf{k}} \Phi_{\mathbf{k}}(\mathbf{x}) \right| \\ &\leq \sum_{\mathbf{k} \in I} |\hat{f}_{\mathbf{k}} - c_{\mathbf{k}}| + \sum_{\mathbf{k} \in I^c} |c_{\mathbf{k}}|, \end{aligned}$$

where we denote with $I^c := \mathbb{N}^d \setminus I$ the complement of I . We need to compute good approximations $\hat{f}_{\mathbf{k}}$ for the coefficients $c_{\mathbf{k}}$ for all $\mathbf{k} \in I$ to reduce the coefficient approximation error

$\sum_{\mathbf{k} \in \mathbb{I}} |\hat{f}_{\mathbf{k}} - c_{\mathbf{k}}|$ and detect a suitable sparse index set \mathbb{I} , such that it contains as many indices \mathbf{k} , corresponding to the largest coefficients $c_{\mathbf{k}}$ of the function f , as possible and therefore minimizing the truncation error $\sum_{\mathbf{k} \in \mathbb{I}^c} |c_{\mathbf{k}}|$. While the coefficient approximation problem for a given index set \mathbb{I} is well-known for many bases, the detection of a good index set \mathbb{I} is rather complicated and will therefore be our primary aim.

In this paper, we present a dimension-incremental approach for the nonlinear approximation of high-dimensional functions by sparse basis representations applicable to arbitrary bounded orthonormal product basis. The basis indices for these representations are detected adaptively by computing so-called projected coefficients, which are indicating the importance of the corresponding index projections. Our algorithm utilizes suitable methods in the corresponding function spaces to determine sampling nodes and approximate those projected coefficients using the corresponding samples, e.g., by a cubature or least squares method. Therefore, our algorithm benefits tremendously, if those methods are efficient in the sense of sampling or computational complexity.

The paper is organized as follows: In the remaining part of Section 1, we briefly introduce the function space setting and explain the concept of projected coefficients. In Section 2, we derive our dimension-incremental method and briefly discuss its complexity, the a-priori choice of the search space and alternative increment strategies. Section 3 contains the derivation of the theoretical main result and Section 4 shows the application of our algorithm to periodic and non-periodic function approximations. Finally, we briefly summarize the results of this work in Section 5.

1.1 Bounded orthonormal product bases

We consider $d \in \mathbb{N}$ measure spaces $(\mathcal{D}_j, \mathcal{A}_j, \mu_j)$, $j = 1, \dots, d$, with the probability measures μ_j , the σ -algebras \mathcal{A}_j and the Borel sets $\mathcal{D}_j \subset \mathbb{R}$ for all $j = 1, \dots, d$. As usual, we denote the sets of all functions $f : \mathcal{D}_j \rightarrow \mathbb{C}$ that are square-integrable with respect to μ_j by $L_2(\mathcal{D}_j, \mu_j)$ and for $\mathcal{D} = \times_{j=1}^d \mathcal{D}_j \subset \mathbb{R}^d$ the set of all functions $f : \mathcal{D} \rightarrow \mathbb{C}$ that are square-integrable with respect to the product measure $\mu = \times_{j=1}^d \mu_j$ by $L_2(\mathcal{D}, \mu)$. We assume, that the measure spaces $(\mathcal{D}_j, \mathcal{A}_j, \mu_j)$, $j = 1, \dots, d$, are such, that the $L_2(\mathcal{D}_j, \mu_j)$, $j = 1, \dots, d$, are separable Hilbert spaces. Hence, there exists a countable orthonormal basis $\{\phi_{j,k_j} : \mathcal{D}_j \rightarrow \mathbb{C} \mid k_j \in \mathbb{N}\}$ for each $j = 1, \dots, d$. Further, the space $L_2(\mathcal{D}, \mu)$ is then also a separable Hilbert space spanned by the orthonormal product basis $\{\Phi_{\mathbf{k}} : \mathcal{D} \rightarrow \mathbb{C} \mid \mathbf{k} \in \mathbb{N}^d\}$ with

$$\Phi_{\mathbf{k}}(\mathbf{x}) := \prod_{j=1}^d \phi_{j,k_j}(x_j), \quad \forall \mathbf{k} = (k_j)_{j=1}^d \in \mathbb{N}^d, \forall \mathbf{x} = (x_j)_{j=1}^d \in \mathcal{D}.$$

Finally, we assume that there exist the finite constants

$$B_j := \max_{k_j \in \mathbb{N}} \|\phi_{j,k_j}\|_{\infty} := \max_{k_j \in \mathbb{N}} \operatorname{ess\,sup}_{x_j \in \mathcal{D}_j} |\phi_{j,k_j}(x_j)| \in [1, \infty)$$

for each $j = 1, \dots, d$, i.e., the orthonormal basis $\{\phi_{j,k_j} : \mathcal{D}_j \rightarrow \mathbb{C} \mid k_j \in \mathbb{N}\}$ is bounded for each j . Then, the orthonormal product basis $\{\Phi_{\mathbf{k}} : \mathcal{D} \rightarrow \mathbb{C} \mid \mathbf{k} \in \mathbb{N}^d\}$ is also bounded by

$$B := \prod_{j=1}^d B_j = \max_{\mathbf{k} \in \mathbb{N}^d} \|\Phi_{\mathbf{k}}\|_{\infty} = \max_{\mathbf{k} \in \mathbb{N}^d} \operatorname{ess\,sup}_{\mathbf{x} \in \mathcal{D}} |\Phi_{\mathbf{k}}(\mathbf{x})| \in [1, \infty)$$

and is therefore called *Bounded Orthonormal Product Basis (BOPB)* throughout this paper.

Let $f \in L_2(\mathcal{D}, \mu)$ be smooth enough such that there exist coefficients $\{c_{\mathbf{k}}\}_{\mathbf{k} \in \mathbb{N}^d}$, $\sum_{\mathbf{k} \in \mathbb{N}^d} |c_{\mathbf{k}}| < \infty$, and the series expansion

$$f(\mathbf{x}) := \sum_{\mathbf{k} \in \mathbb{N}^d} c_{\mathbf{k}} \Phi_{\mathbf{k}}(\mathbf{x})$$

holds pointwise for all $\mathbf{x} \in \mathcal{D}$. This smoothness requirement enables the concept of approximation of f using point samples, but is different for each basis $\{\Phi_{\mathbf{k}}\}_{\mathbf{k} \in \mathbb{N}^d}$.

An example of such a BOPB is the Fourier system on the periodic, d -variate torus $\mathcal{D} = \mathbb{T}^d \simeq [0, 1)^d$ with the common Lebesgue measure, where $\Phi_{\mathbf{k}}(\mathbf{x}) = e^{2\pi i \mathbf{k} \cdot \mathbf{x}}$, $\mathbf{k} \in \mathbb{Z}^d$, with constant $B = 1$. For $f \in L_2(\mathbb{T}^d)$, the coefficients $c_{\mathbf{k}}$ are then the well known Fourier coefficients $\int_{\mathbb{T}^d} f(\mathbf{x}) e^{-2\pi i \mathbf{k} \cdot \mathbf{x}} d\mathbf{x}$. The approximation of a Fourier partial sum $S_I f(\mathbf{x})$ for a given frequency set I can be realized efficiently by specific Fast Fourier Transform (FFT) methods, while the more challenging task of identifying a suitable frequency set I is considered as ‘‘sparse FFT’’ in several works, see [29, Tbl. 1.1] for an overview.

Another example is the Chebyshev system on $\mathcal{D} = [-1, 1]^d$ with $\Phi_{\mathbf{k}}(\mathbf{x}) = T_{\mathbf{k}}(\mathbf{x}) := \prod_{j=1}^d \cos(k_j \arccos(x_j))$, $\mathbf{k} \in \mathbb{N}^d$, a tensor product of Chebyshev polynomials of first kind. The corresponding space is $L_2([-1, 1]^d, \mu_{\text{Cheb}})$, where $\mu_{\text{Cheb}}(d\mathbf{x}) := \prod_{j=1}^d (\pi \sqrt{1 - x_j^2})^{-1} d\mathbf{x}$ is the Chebyshev measure. The BOPB constant is again $B = 1$ in this setting.

We encourage the reader to keep such an example in mind. Especially for the Fourier system, the sparse FFT approaches presented in [39, 25, 29] may be seen as special cases of the algorithm we are about to present. Note that our setting above is not restricted to bases with similar structures in each dimension $j = 1, \dots, d$. For instance, one could also think of systems with a Fourier-type basis for only some $j \in \{1, \dots, d\}$ and a Chebyshev-type basis for the remaining dimensions, see [7, Sec. 5.1.1] as an example.

1.2 Projected coefficients and cubature rules

To simplify notations in the upcoming sections, we introduce the following notations for $\mathbf{u} \subset \{1, \dots, d\}$ and its complement $\mathbf{u}^c := \{1, \dots, d\} \setminus \mathbf{u}$:

- $\mathcal{D}_{\mathbf{u}} := \times_{j \in \mathbf{u}} \mathcal{D}_j \subset \mathbb{R}^{|\mathbf{u}|}$, $\mu_{\mathbf{u}} := \times_{j \in \mathbf{u}} \mu_j$, $B_{\mathbf{u}} := \prod_{j \in \mathbf{u}} B_j$,
- $\Phi_{\mathbf{u}, \mathbf{k}}(\boldsymbol{\xi}) := \prod_{j \in \mathbf{u}} \phi_{j, k_j}(\xi_j)$ for all $\mathbf{k} = (k_j)_{j \in \mathbf{u}} \in \mathbb{N}^{|\mathbf{u}|}$ and $\boldsymbol{\xi} = (\xi_j)_{j \in \mathbf{u}} \in \mathcal{D}_{\mathbf{u}}$,
- $\mathbf{h}_{\mathbf{u}} := (h_j)_{j \in \mathbf{u}} \in \mathbb{N}^{|\mathbf{u}|}$ for $\mathbf{h} \in \mathbb{N}^d$,
- $(\mathbf{k}, \mathbf{h})_{\mathbf{u}} := (l_j)_{j=1}^d$ with $l_j = \begin{cases} k_j, & j \in \mathbf{u} \\ h_j, & j \notin \mathbf{u} \end{cases}$ for $\mathbf{k} = (k_j)_{j \in \mathbf{u}} \in \mathbb{N}^{|\mathbf{u}|}$, $\mathbf{h} = (h_j)_{j \in \mathbf{u}^c} \in \mathbb{N}^{d-|\mathbf{u}|}$,
- $f(\boldsymbol{\xi}, \tilde{\mathbf{x}})_{\mathbf{u}} := f((y_j)_{j=1}^d)$ with $y_j = \begin{cases} \xi_j, & j \in \mathbf{u} \\ \tilde{x}_j, & j \notin \mathbf{u} \end{cases}$ for $\boldsymbol{\xi} = (\xi_j)_{j \in \mathbf{u}} \in \mathcal{D}_{\mathbf{u}}$, $\tilde{\mathbf{x}} = (\tilde{x}_j)_{j \in \mathbf{u}^c} \in \mathcal{D}_{\mathbf{u}^c}$.

To ensure, that all of these quantities using \mathbf{u} (or \mathbf{u}^c) are well-defined, we assume them to be ordered naturally. Note that the notations coincide with their one- and d -dimensional counterparts for $|\mathbf{u}| = 1$ or $|\mathbf{u}| = d$, respectively, if they exist.

Our algorithm, which we are about to present in Section 2, detects a suitable index set I by computing approximations of so-called projected coefficients $c_{\mathbf{u},\mathbf{k}}$ for $\mathbf{u} = \{1, \dots, t\}$ and $\mathbf{u} = \{t\}$ for each $t = 1, \dots, d$ and several indices $\mathbf{k} \in \mathbb{N}^{|\mathbf{u}|}$ using samples of the function f . In particular, we consider the projected coefficients

$$c_{\mathbf{u},\mathbf{k}}(\tilde{\mathbf{x}}) := \langle f(\cdot, \tilde{\mathbf{x}})_{\mathbf{u}}, \Phi_{\mathbf{u},\mathbf{k}}(\cdot) \rangle_{\mathcal{D}_{\mathbf{u}}} = \int_{\mathcal{D}_{\mathbf{u}}} f(\boldsymbol{\xi}, \tilde{\mathbf{x}})_{\mathbf{u}} \overline{\Phi_{\mathbf{u},\mathbf{k}}(\boldsymbol{\xi})} d\mu_{\mathbf{u}}(\boldsymbol{\xi})$$

as a function w.r.t. the $(d - |\mathbf{u}|)$ -dimensional anchor $\tilde{\mathbf{x}} \in \mathcal{D}_{\mathbf{u}^c}$. The name is based on the fact, that those $c_{\mathbf{u},\mathbf{k}}(\tilde{\mathbf{x}})$ can be interpreted as the coefficients of the basis expansion in the space $L_2(\mathcal{D}_{\mathbf{u}}, \mu_{\mathbf{u}})$ of the projections $f(\cdot, \tilde{\mathbf{x}})$, which play an important role in the anchored version of the multivariate decomposition method (MDM), cf. for example [28].

However, using $\sum_{\mathbf{h} \in \mathbb{N}^d} |c_{\mathbf{h}}| < \infty$ and Fubini's Theorem, we proceed

$$\begin{aligned} c_{\mathbf{u},\mathbf{k}}(\tilde{\mathbf{x}}) &= \int_{\mathcal{D}_{\mathbf{u}}} f(\boldsymbol{\xi}, \tilde{\mathbf{x}})_{\mathbf{u}} \overline{\Phi_{\mathbf{u},\mathbf{k}}(\boldsymbol{\xi})} d\mu_{\mathbf{u}}(\boldsymbol{\xi}) & (1.1) \\ &= \int_{\mathcal{D}_{\mathbf{u}}} \left(\sum_{\mathbf{h} \in \mathbb{N}^d} c_{\mathbf{h}} \Phi_{\mathbf{h}}(\boldsymbol{\xi}, \tilde{\mathbf{x}})_{\mathbf{u}} \right) \overline{\Phi_{\mathbf{u},\mathbf{k}}(\boldsymbol{\xi})} d\mu_{\mathbf{u}}(\boldsymbol{\xi}) \\ &= \int_{\mathcal{D}_{\mathbf{u}}} \sum_{\mathbf{h} \in \mathbb{N}^d} c_{\mathbf{h}} \Phi_{\mathbf{u},\mathbf{h}_{\mathbf{u}}}(\boldsymbol{\xi}) \Phi_{\mathbf{u}^c, \mathbf{h}_{\mathbf{u}^c}}(\tilde{\mathbf{x}}) \overline{\Phi_{\mathbf{u},\mathbf{k}}(\boldsymbol{\xi})} d\mu_{\mathbf{u}}(\boldsymbol{\xi}) \\ &= \sum_{\mathbf{h} \in \mathbb{N}^d} c_{\mathbf{h}} \Phi_{\mathbf{u}^c, \mathbf{h}_{\mathbf{u}^c}}(\tilde{\mathbf{x}}) \int_{\mathcal{D}_{\mathbf{u}}} \Phi_{\mathbf{u},\mathbf{h}_{\mathbf{u}}}(\boldsymbol{\xi}) \overline{\Phi_{\mathbf{u},\mathbf{k}}(\boldsymbol{\xi})} d\mu_{\mathbf{u}}(\boldsymbol{\xi}) \\ &= \sum_{\mathbf{h} \in \mathbb{N}^d} c_{\mathbf{h}} \Phi_{\mathbf{u}^c, \mathbf{h}_{\mathbf{u}^c}}(\tilde{\mathbf{x}}) \langle \Phi_{\mathbf{u},\mathbf{h}_{\mathbf{u}}}, \Phi_{\mathbf{u},\mathbf{k}} \rangle_{\mathcal{D}_{\mathbf{u}}} \\ &= \sum_{\mathbf{h}=(\mathbf{k}, \mathbf{h}_{\mathbf{u}^c})_{\mathbf{u}} \in \mathbb{N}^d} c_{\mathbf{h}} \Phi_{\mathbf{u}^c, \mathbf{h}_{\mathbf{u}^c}}(\tilde{\mathbf{x}}). & (1.2) \end{aligned}$$

Hence, the size of the projected coefficients $c_{\mathbf{u},\mathbf{k}}$ can be considered as an indicator for the importance of the set of indices $\mathbf{h} = (\mathbf{k}, \mathbf{h}_{\mathbf{u}^c})_{\mathbf{u}}$ with fixed \mathbf{k} in the components \mathbf{u} .

In order to utilize this fact, we need a suitable way to approximate such projected coefficients. Here, one can apply various approaches, which we will call reconstruction method throughout this paper. For our theoretical results, we will restrict ourselves to a special kind of cubature approaches in the following sections. Note that most of the theoretical results in Section 3 can be proven similarly for other reconstruction methods, cf. Remark 1.1.

We require for fixed \mathbf{u} a suitable cubature rule Q with weights $w_j \in \mathbb{C}$, $j = 1, \dots, M$ and cubature nodes $\boldsymbol{\xi}_j \in \mathcal{D}_{\mathbf{u}}$, $j = 1, \dots, M$, which is exact for some finite index set $K \subset \mathbb{N}^{|\mathbf{u}|}$ for the inner products $\langle \Phi_{\mathbf{u},\mathbf{k}_1}, \Phi_{\mathbf{u},\mathbf{k}_2} \rangle_{\mathcal{D}_{\mathbf{u}}}$ for all $\mathbf{k}_1, \mathbf{k}_2 \in K$, i.e.,

$$\sum_{j=1}^M w_j \Phi_{\mathbf{u},\mathbf{k}_1}(\boldsymbol{\xi}_j) \overline{\Phi_{\mathbf{u},\mathbf{k}_2}(\boldsymbol{\xi}_j)} = \delta_{\mathbf{k}_1, \mathbf{k}_2} = \begin{cases} 1 & \text{if } \mathbf{k}_1 = \mathbf{k}_2 \\ 0 & \text{else} \end{cases} \quad \forall \mathbf{k}_1, \mathbf{k}_2 \in K \quad (1.3)$$

holds. Additionally, we denote

$$C_Q := \sum_{j=1}^M |w_j| \quad (1.4)$$

for each such cubature rule.

We now define the approximated projected coefficients with anchor $\tilde{\mathbf{x}}$ as cubature of the integral (1.1) w.r.t. the cubature rule Q , i.e.,

$$\hat{f}_{\mathbf{u},\mathbf{k}}^Q(\tilde{\mathbf{x}}) := \sum_{j=1}^M w_j f(\boldsymbol{\xi}_j, \tilde{\mathbf{x}})_{\mathbf{u}} \overline{\Phi_{\mathbf{u},\mathbf{k}}(\boldsymbol{\xi}_j)}. \quad (1.5)$$

Note that the approximation of the projected coefficients $c_{\mathbf{u},\mathbf{k}}(\tilde{\mathbf{x}})$ with anchor $\tilde{\mathbf{x}}$ may also be realized in different ways, cf. Remark 1.1.

With similar arguments as above, we get

$$\begin{aligned} \hat{f}_{\mathbf{u},\mathbf{k}}^Q(\tilde{\mathbf{x}}) &= \sum_{j=1}^M w_j f(\boldsymbol{\xi}_j, \tilde{\mathbf{x}})_{\mathbf{u}} \overline{\Phi_{\mathbf{u},\mathbf{k}}(\boldsymbol{\xi}_j)} \\ &= \sum_{j=1}^M w_j \left(\sum_{\mathbf{h} \in \mathbb{N}^d} c_{\mathbf{h}} \Phi_{\mathbf{h}}(\boldsymbol{\xi}_j, \tilde{\mathbf{x}})_{\mathbf{u}} \right) \overline{\Phi_{\mathbf{u},\mathbf{k}}(\boldsymbol{\xi}_j)} \\ &= \sum_{\mathbf{h} \in \mathbb{N}^d} c_{\mathbf{h}} \Phi_{\mathbf{u}^c, \mathbf{h}_{\mathbf{u}^c}}(\tilde{\mathbf{x}}) \sum_{j=1}^M w_j \Phi_{\mathbf{u}, \mathbf{h}_{\mathbf{u}}}(\boldsymbol{\xi}_j) \overline{\Phi_{\mathbf{u},\mathbf{k}}(\boldsymbol{\xi}_j)}. \end{aligned}$$

We assume now, that (1.3) holds for some index set $K \subset \mathbb{N}^{|\mathbf{u}|}$ and consider another index set $J \subset \mathbb{N}^d$ with $J \subset K \times \mathbb{N}^{d-|\mathbf{u}|}$. We split the sum $\sum_{\mathbf{h} \in \mathbb{N}^d} = \sum_{\mathbf{h} \in J} + \sum_{\mathbf{h} \in J^c}$, apply (1.3) in the first sum $\sum_{\mathbf{h} \in J}$ and continue for all $\mathbf{k} \in K$ with

$$\hat{f}_{\mathbf{u},\mathbf{k}}^Q(\tilde{\mathbf{x}}) = \sum_{\mathbf{h}=(\mathbf{k}, \mathbf{h}_{\mathbf{u}^c})_{\mathbf{u}} \in J} c_{\mathbf{h}} \Phi_{\mathbf{u}^c, \mathbf{h}_{\mathbf{u}^c}}(\tilde{\mathbf{x}}) + \sum_{\mathbf{h} \in J^c} c_{\mathbf{h}} \Phi_{\mathbf{u}^c, \mathbf{h}_{\mathbf{u}^c}}(\tilde{\mathbf{x}}) \sum_{j=1}^M w_j \Phi_{\mathbf{u}, \mathbf{h}_{\mathbf{u}}}(\boldsymbol{\xi}_j) \overline{\Phi_{\mathbf{u},\mathbf{k}}(\boldsymbol{\xi}_j)}, \quad (1.6)$$

which is the same as (1.2) up to the projection error term

$$\Psi_{\mathbf{u},\mathbf{k}}^{Q,J}(\tilde{\mathbf{x}}) := \sum_{\mathbf{h} \in J^c} c_{\mathbf{h}} \Phi_{\mathbf{u}^c, \mathbf{h}_{\mathbf{u}^c}}(\tilde{\mathbf{x}}) \sum_{j=1}^M w_j \Phi_{\mathbf{u}, \mathbf{h}_{\mathbf{u}}}(\boldsymbol{\xi}_j) \overline{\Phi_{\mathbf{u},\mathbf{k}}(\boldsymbol{\xi}_j)}. \quad (1.7)$$

Note that $\Psi_{\mathbf{u},\mathbf{k}}^{Q,J}$ vanishes for sparse functions f , i.e., if all the coefficients $c_{\mathbf{h}}, \mathbf{h} \in J^c$, are zero. Formula (1.6) legitimizes the use of $\hat{f}_{\mathbf{u},\mathbf{k}}^Q$ instead of $c_{\mathbf{u},\mathbf{k}}$ as an indicator for the importance of the $\mathbf{h} = (\mathbf{k}, \mathbf{h}_{\mathbf{u}^c})_{\mathbf{u}}$, if the projection error term $\Psi_{\mathbf{u},\mathbf{k}}^{Q,J}$ is suitably bounded, cf. Section 3.

Remark 1.1. We can write (1.5) as matrix vector equation $\hat{\mathbf{f}}_{\mathbf{u}}^Q = \Phi_{\mathbf{u}}^* \mathbf{f}_w$ with $\mathbf{f}_w := (w_j f(\boldsymbol{\xi}_j, \tilde{\mathbf{x}})_{\mathbf{u}})_{j=1}^M$ and $\Phi_{\mathbf{u}} \in \mathbb{C}^{M \times |K|}$ containing the corresponding basis function values $\Phi_{\mathbf{u},\mathbf{k}}(\boldsymbol{\xi}_j)$. While we stick to the presented cubature approach Q in the theoretical part of this paper, one can also apply other reconstruction approaches R to compute the approximated projected coefficients $\hat{\mathbf{f}}_{\mathbf{u}}^R$, e.g., using a least squares or compressed sensing approach, cf. [9, Chap. 3] for some basic methods. Then, the approximated projected coefficients $\hat{f}_{\mathbf{u},\mathbf{k}}^R(\tilde{\mathbf{x}})$ are still a good indicator for the importance of the corresponding indices $\mathbf{h} = (\mathbf{k}, \mathbf{h}_{\mathbf{u}^c})_{\mathbf{u}}$ as long as the corresponding projection error term $|\hat{f}_{\mathbf{u},\mathbf{k}}^R(\tilde{\mathbf{x}}) - c_{\mathbf{u},\mathbf{k}}(\tilde{\mathbf{x}})|$ is small enough.

Note that the theoretical results studied in Section 3 should be applied for the new projection error term $\hat{f}_{\mathbf{u},\mathbf{k}}^R(\tilde{\mathbf{x}}) - c_{\mathbf{u},\mathbf{k}}(\tilde{\mathbf{x}})$ instead of $\Psi_{\mathbf{u},\mathbf{k}}^{Q,J}(\tilde{\mathbf{x}})$ in this case and may need some modifications based on the properties of this new projection error term. \square

2 The nonlinear approximation algorithm

In this section, we present our nonlinear approximation algorithm based on the concept of projected coefficients explained in Section 1.2. In Section 2.4 we also discuss different increment strategies and their possible advantages and disadvantages.

2.1 The dimension-incremental method

The full method is given in Algorithm 1. Additionally, Figure 2.1 illustrates some of the first steps of the application of Algorithm 1 to some made up function f .

As already mentioned, our algorithm proceeds in a dimension-incremental way. Roughly speaking, it constructs the frequencies \mathbf{k} of the desired index set \mathbf{I} component-by-component. To explain this concept properly, we denote with $\mathcal{P}(\Omega)$ the powerset of a set Ω and introduce the projection operator

$$\begin{aligned} \mathcal{P}_u : \mathcal{P}(\mathbb{N}^d) &\rightarrow \mathcal{P}(\mathbb{N}^{|\mathbf{u}|}) \\ \mathcal{P}_u(\Omega) &= \left\{ \mathbf{k} \in \mathbb{N}^{|\mathbf{u}|} \mid \exists \mathbf{h} \in \Omega : \mathbf{k} = \mathbf{h}_u \right\}. \end{aligned}$$

Hence, the set $\mathcal{P}_u(\Omega)$ contains all indices \mathbf{k} , that can be extended to at least one index $\mathbf{h} \in \Omega$, i.e., $\mathbf{h} = (\mathbf{k}, \mathbf{h}_{\mathbf{u}^c})_{\mathbf{u}}$ for some $\mathbf{h} \in \Omega$.

Single component identification

Algorithm 1 starts by detecting one-dimensional index sets, which we denote as $\mathbf{I}_{\{t\}}$, for all $t = 1, \dots, d$ in step 1. To this end, it constructs a suitable cubature rule Q to compute the approximated projected coefficients $\hat{f}_{\{t\}, k_t}^Q(\tilde{\mathbf{x}})$ for all $k_t \in \mathcal{P}_{\{t\}}(\Gamma)$, so all possible values for the t -th component of the indices in \mathbf{I} according to our search space Γ , for some randomly chosen anchor $\tilde{\mathbf{x}} \in \mathcal{D}_{\{t\}^c}$ via (1.5). As explained in Section 1.2, these values are a suitable indicator to decide, whether or not k_t appears as t -th component of any index $\mathbf{h} \in \mathbf{I}$, i.e., if $k_t \in \mathcal{P}_{\{t\}}(\mathbf{I})$. An index k_t is kept and therefore added to the set $\mathbf{I}_{\{t\}}$, if the absolute value of its approximated projected coefficient $\hat{f}_{\{t\}, k_t}^Q(\tilde{\mathbf{x}})$ is larger than the so-called detection threshold $\delta_+ \in \mathbb{R}^+$, as it can be seen in Figure 2.1a. The right choice of δ_+ and the connection between the detection threshold δ_+ and the true size of the basis coefficients $c_{\mathbf{h}}$ with $\mathbf{h} \in \mathbf{I}$ is given in Section 3. To avoid the detection of unnecessarily many indices k_t , we also use a so-called sparsity parameter s_{local} and consider only the s_{local} -largest approximated projected coefficients $\hat{f}_{\{t\}, k_t}^Q(\tilde{\mathbf{x}})$ larger than the detection threshold δ_+ . Finally, the random choice of the anchor $\tilde{\mathbf{x}}$ may result in some annihilations, so small approximated projected coefficients $\hat{f}_{\{t\}, k_t}^Q(\tilde{\mathbf{x}})$ even though the corresponding basis coefficients $c_{\mathbf{h}}$ with $\mathbf{h}_{\{t\}} = k_t$, are large. Therefore, we repeat the choice of $\tilde{\mathbf{x}}$, the computation of the approximated projected coefficients $\hat{f}_{\{t\}, k_t}^Q(\tilde{\mathbf{x}})$ and the addition of important indices k_t to the index set $\mathbf{I}_{\{t\}}$ now $r \in \mathbb{N}$ times, which is also shown in Figure 2.1a. Hence, we call the parameter r the number of detection iterations. Choosing r large enough, cf. Section 3, ensures, that each index $k_t \in \mathcal{P}_{\{t\}}(\mathbf{I})$ is detected in at least one detection iteration with high probability and therefore $\mathcal{P}_{\{t\}}(\mathbf{I}) \subset \mathbf{I}_{\{t\}}$.

Coupled component identification

In each iteration $t = 2, \dots, d$ of step 2 of Algorithm 1, we already detected the previous set $\mathbf{I}_{\{1, \dots, t-1\}}$ and consider $\mathbf{u} = \{1, \dots, t\}$. As in step 1, the aim is the construction of an index

set I_u , such that $\mathcal{P}_u(I) \subset I_u$ holds with high probability. We construct our so-called candidate set $K \supset \mathcal{P}_u(I)$ from two parts. The first part is the product set $I_{\{1, \dots, t-1\}} \times I_{\{t\}}$. The first set hopefully contains all $\mathbf{k} \in \mathcal{P}_{\{1, \dots, t-1\}}(I)$ and the second set all $k_t \in \mathcal{P}_{\{t\}}(I)$. Hence, the combined set $I_{\{1, \dots, t-1\}} \times I_{\{t\}}$ is an obvious choice when we are looking for indices $\mathbf{k} \in \mathcal{P}_u(I)$. Two such combined sets are shown in Figure 2.1b and 2.1d. The second part is the projection $\mathcal{P}_u(\Gamma)$ as in step 1. There is no need to consider any $\mathbf{k} \notin \mathcal{P}_u(\Gamma)$, since $(\mathbf{k}, \mathbf{h})_u \notin \Gamma \supset I$ for any $\mathbf{h} \in \mathbb{N}^{d-t}$ anyway in this case. Therefore, the candidate set K is now chosen as the intersection of those two sets, i.e., $K = (I_{\{1, \dots, t-1\}} \times I_{\{t\}}) \cap \mathcal{P}_u(\Gamma)$.

Now, we construct a suitable cubature rule Q for the set K and proceed as in the first step of Algorithm 1: We choose an anchor $\tilde{\mathbf{x}} \in \mathcal{D}_{u^c}$ at random, compute the corresponding approximated projected coefficient $\hat{f}_{u, \mathbf{k}}^Q(\tilde{\mathbf{x}})$ and put the indices \mathbf{k} of the (up to) s_{local} -largest coefficients, which are still larger than the detection threshold δ_+ , into the set I_u . For $t = 2$, this step is illustrated in Figure 2.1c. Finally, we again repeat this procedure r times to ensure the detection of all of the desired indices with high probability. Note that in the final iteration $t = d$ no more than one detection iteration is needed, since the cubature nodes ξ_j are already d -dimensional, so there is no randomly chosen anchor $\tilde{\mathbf{x}}$. Because of this and since the output I_u of this final iteration is also the final output I , one might want to use another, smaller sparsity parameter s than in the previous steps. Finally note that the computed approximated projected coefficients in this step are already approximations of the true coefficients $c_{\mathbf{h}}, \mathbf{h} \in I$, so it is not necessary to recompute those quantities in step 3 of Algorithm 1.

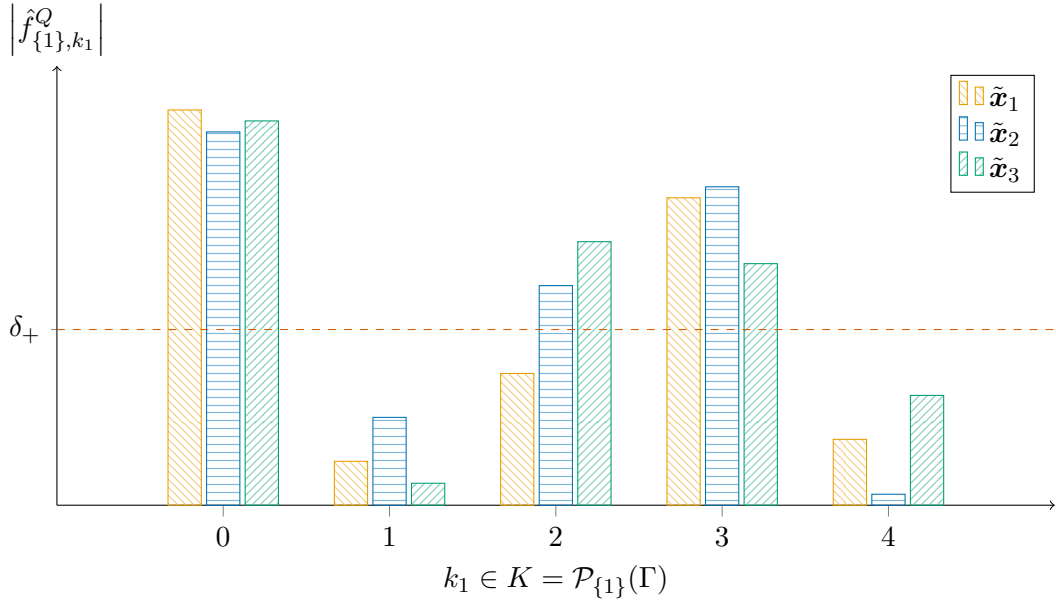
2.2 Complexity

The sampling complexity as well as the computational complexity of Algorithm 1 obviously depends strongly on the function space $L_2(\mathcal{D}, \mu)$ as well as the used reconstruction methods in the corresponding function spaces $L_2(\mathcal{D}_u, \mu_u)$. To simplify the brief consideration of the complexity in this section, we assume that all function spaces $L_2(\mathcal{D}_j, \mu_j), j = 1, \dots, d$, are equal and we can apply cubature method Q for each product of those spaces.

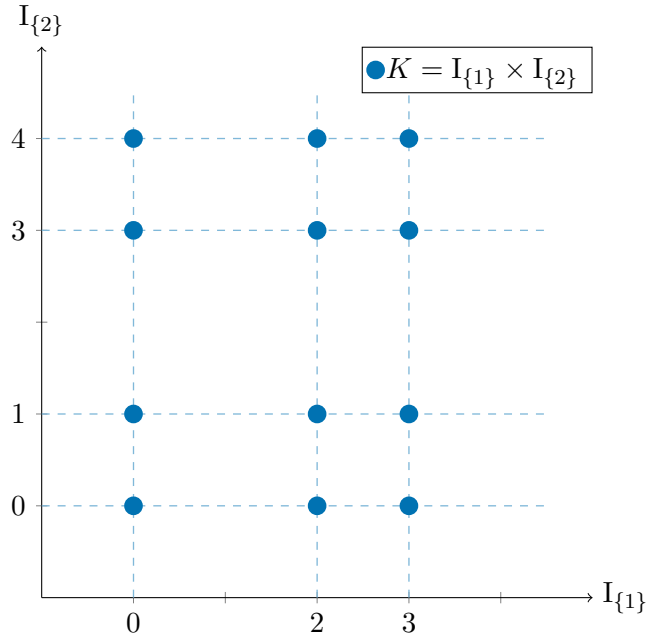
In each part of Algorithm 1 the cubature method Q , see (1.5), chooses an amount of sampling nodes, which depends on the amount of candidates $|K|$, the current dimensionality $|u| \in \{1, \dots, d\}$ and the cubature method Q itself. Hence, we will denote this sampling amount by $S_Q(|K|, |u|)$. Note that this adds the implicit assumption, that Q acts independently of the structure of the candidate set K .

In step 1, we have the dimensionality $|u| = |\{t\}| = 1$ and the candidate set $K = \mathbb{P}_u(\Gamma) = \mathbb{P}_{\{t\}}(\Gamma)$. For most common choices of $\Gamma \in \mathbb{N}^d$, cf. Section 2.3, the one-dimensional projections $\mathbb{P}_{\{t\}}(\Gamma)$ are just the sets $\{0, \dots, N-1\}$ for some extension $N-1$, so $|K| = N$. Since we sample r times with different $\tilde{\mathbf{x}}$ in each dimension $t = 1, \dots, d$, the amount of sampling nodes in step 1 of Algorithm 1 is then $drS_Q(N, 1)$.

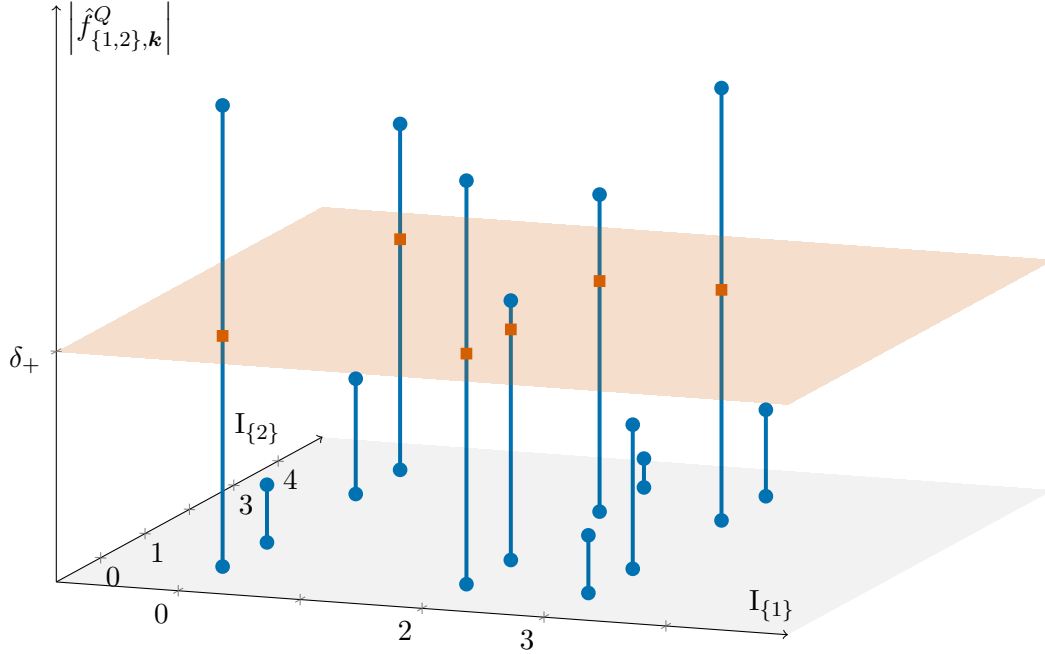
In step 2, we sample r times for each dimensionality $|u| = 2, \dots, d-1$ and 1 time for $|u| = d$. The size of the t -th candidate set $I_{\{1, \dots, t-1\}} \times I_{\{t\}}$ for $t = 2, \dots, d$ is bounded by $r^2 s_{\text{local}}^2$, since both index sets contain at most $r s_{\text{local}}$ indices (if the detected sets for each detection iteration were pairwise disjoint). The intersection with the projection of Γ may only decrease the true number of samples. Hence, we end up with at most $S_Q(r^2 s_{\text{local}}^2, d) + \sum_{t=2}^{d-1} r S_Q(r^2 s_{\text{local}}^2, t)$ samples for step 2.



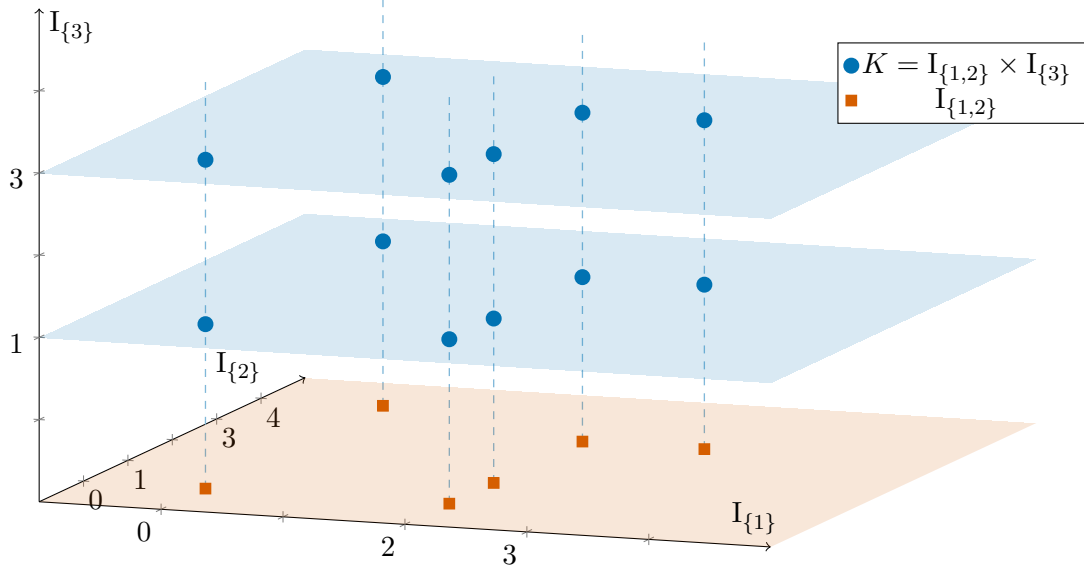
- (a) One-dimensional detection step: The bars show the absolute values of the approximated projected coefficients $\hat{f}_{\{1\},k_1}^Q$ for $r = 3$ random anchors $\tilde{\mathbf{x}}$ for all indices k_1 in the first candidate set $K = \mathcal{P}_{\{1\}}(\Gamma)$. For $k_1 = 1$ and $k_1 = 4$, they are smaller than the detection threshold δ_+ in all $r = 3$ detection iterations. Hence, only the indices 0, 2 and 3 are part of $I_{\{1\}}$.



- (b) Two-dimensional candidate set: The new candidate set K is now just the cartesian product of the one-dimensional detected sets $I_{\{1\}} = \{0, 2, 3\}$ and $I_{\{2\}} = \{0, 1, 3, 4\}$. The intersection with $\mathcal{P}_{\{1,2\}}(\Gamma)$ is not necessary here, since we assumed Γ to be the full grid from 0 to 4 in d dimensions.



(c) Two-dimensional detection step: Only the six indices $\mathbf{k} \in \mathbb{N}^2$ where $\hat{f}_{\{1,2\},\mathbf{k}}^Q \geq \delta_+$ holds are part of the new detected index set $I_{\{1,2\}}$. All other two-dimensional indices \mathbf{k} from the candidate set $K = I_{\{1\}} \times I_{\{2\}}$ are neglected after this step. For a clearer illustration, only one detection iteration $r = 1$ is shown.



(d) Three-dimensional candidate set: The new candidate set K is now just the cartesian product of the two-dimensional detected set $I_{\{1,2\}} = \{(0,0), (2,0), (2,1), (2,3), (3,3), (0,4)\}$ and the one-dimensional detected set $I_{\{3\}} = \{1,3\}$.

Figure 2.1: Visualization of the first steps of Algorithm 1 for some example function f using $\Gamma = \{0, 1, 2, 3, 4\}^d$.

Algorithm 1 Dimension-incremental Algorithm

Input: $\Gamma \subset \mathbb{N}^d$ search space
 f function f as black box (function handle)
 $s, s_{\text{local}} \in \mathbb{N}$ sparsity parameter, $s \leq s_{\text{local}}$
 $\delta_+ \in \mathbb{R}^+$ detection threshold
 $r \in \mathbb{N}$ number of detection iterations

(Step 1) [Single component identification]

for $t := 1, \dots, d$ **do**
 Set $\mathbf{u} = \{t\}$ and $I_{\mathbf{u}} := \emptyset$.
 Find M , cubature weights $w_j \in \mathbb{R}$, and cubature nodes $\boldsymbol{\xi}_j \in \mathcal{D}_{\mathbf{u}}$ for $j = 1, \dots, M$ such that (1.3) holds for $\mathcal{P}_{\mathbf{u}}(\Gamma)$.
for $i := 1, \dots, r$ **do**
 Choose $\tilde{\mathbf{x}} \in \mathcal{D}_{\mathbf{u}^c}$ at random w.r.t. the product measure $\mu_{\mathbf{u}^c}$.
 Sample f at the nodes $((\boldsymbol{\xi}_j, \tilde{\mathbf{x}})_{\mathbf{u}})_{j=1}^M$.
 Compute $(\hat{f}_{\mathbf{u}, k_t}^Q(\tilde{\mathbf{x}}))_{k_t \in \mathcal{P}_{\mathbf{u}}(\Gamma)}$ efficiently, cf. (1.5).
 Set $I_{\mathbf{u}} := I_{\mathbf{u}} \cup \left\{ k_t \in \mathcal{P}_{\mathbf{u}}(\Gamma) : (\text{up to } s_{\text{local}}\text{-largest values } |\hat{f}_{\mathbf{u}, k_t}^Q(\tilde{\mathbf{x}})| \geq \delta_+) \right\}$
end for i
end for t

(Step 2) [Coupled component identification]

for $t := 2, \dots, d$ **do**
 If $t < d$, set $\tilde{r} := r$ and $\tilde{s} := s_{\text{local}}$, otherwise $\tilde{r} := 1$ and $\tilde{s} := s$.
 Set $\mathbf{u} = \{1, \dots, t\}$ and $I_{\mathbf{u}} := \emptyset$.
 Construct the index set $K := (I_{\{1, \dots, t-1\}} \times I_{\{t\}}) \cap \mathcal{P}_{\mathbf{u}}(\Gamma)$.
 Find M , cubature weights $w_j \in \mathbb{R}$, and cubature nodes $\boldsymbol{\xi}_j \in \mathcal{D}_{\mathbf{u}}$ for $j = 1, \dots, M$ such that (1.3) holds for K .
for $i := 1, \dots, \tilde{r}$ **do**
 Choose $\tilde{\mathbf{x}} \in \mathcal{D}_{\mathbf{u}^c}$ at random w.r.t. the product measure $\mu_{\mathbf{u}^c}$.
 Sample f at the nodes $((\boldsymbol{\xi}_j, \tilde{\mathbf{x}})_{\mathbf{u}})_{j=1}^M$.
 Compute $(\hat{f}_{\mathbf{u}, \mathbf{k}}^Q(\tilde{\mathbf{x}}))_{\mathbf{k} \in K}$ efficiently, cf. (1.5).
 Set $I_{\mathbf{u}} := I_{\mathbf{u}} \cup \left\{ \mathbf{k} \in K : (\text{up to } s_{\text{local}}\text{-largest values } |\hat{f}_{\mathbf{u}, \mathbf{k}}^Q(\tilde{\mathbf{x}})| \geq \delta_+) \right\}$.
end for i
end for t

(Step 3)

Set $I := I_{\mathbf{u}}$ and $(\hat{f}_{\mathbf{k}})_{\mathbf{k} \in I_{\mathbf{u}}} := (\hat{f}_{\mathbf{u}, \mathbf{k}}^Q)_{\mathbf{k} \in I_{\mathbf{u}}}$ with $\mathbf{u} = \{1, \dots, d\}$.
 Output: $I \subset \Gamma \subset \mathbb{N}^d$ detected index set
 $(\hat{f}_{\mathbf{k}})_{\mathbf{k} \in I} \in \mathbb{C}^{|I|}$ approximated coefficients with $|\hat{f}_{\mathbf{k}}| \geq \delta_+$

Finally, if $s \sim s_{\text{local}}$, the sampling complexity of Algorithm 1 is then

$$\mathcal{O} \left(dr S_Q(N, 1) + \sum_{t=2}^{d-1} r S_Q(r^2 s^2, t) + S_Q(r^2 s^2, d) \right),$$

which is bounded by $\mathcal{O}(dr S_Q(r^2 s^2, d))$ if $r^2 s^2 \geq N$ and $S_Q(*, d) \geq S_Q(*, t)$ hold for each $t = 1, \dots, d$.

For the computational complexity, we assume that all other steps of Algorithm 1 like the sampling itself, the choice of the random anchors $\tilde{\mathbf{x}}$ or the construction of the candidate sets

K are negligible. If we denote the computational complexity for the simultaneous numerical integration of all $\hat{f}_{\{u\},\mathbf{k}}^Q$ using the cubature method Q by some expression $T_Q(|K|, |\mathbf{u}|)$ and assume no dependency on the structure of K again, we receive the similar expression

$$\mathcal{O} \left(drT_Q(N, 1) + \sum_{t=2}^{d-1} rT_Q(r^2 s^2, t) + T_Q(r^2 s^2, d) \right),$$

or with similar assumptions as before $\mathcal{O}(drT_Q(r^2 s^2, d))$.

2.3 A priori information

As already stated several times, we need Γ to be large enough such that the desired indices we want to detect are all contained in it. Still, Algorithm 1 may benefit from a better choice of Γ , so additional a priori information about the function f , since the amount of candidates especially in the higher-dimensional steps can be reduced significantly. While a full grid approach

$$\Gamma = \hat{G}_n^d := \left\{ \mathbf{k} \in \mathbb{N}^d : \|\mathbf{k}\|_\infty \leq n \right\}$$

with large enough n will always work, for smoother functions f with rapidly decaying basis coefficients $c_{\mathbf{k}}$ a weighted hyperbolic cross approach

$$\Gamma = H_n^{d,\gamma} := \left\{ \mathbf{k} \in \mathbb{N}^d : \prod_{j=1}^d \max \left(1, \frac{k_j}{\gamma_j} \right) \leq n \right\}$$

with weight $\gamma = (\gamma_j)_{j=1}^d \in (0, \infty)^d$ is more preferable. But even if the decay of the coefficients is relatively slow, an ℓ_p ball approach

$$\Gamma = B_{p,n}^{d,\gamma} := \left\{ \mathbf{k} \in \mathbb{N}^d : \left(\sum_{j=1}^d \left(\frac{k_j}{\gamma_j} \right)^p \right)^{\frac{1}{p}} \leq n \right\}$$

with weight $\gamma = (\gamma_j)_{j=1}^d \in (0, \infty)^d$ can also reduce the amount of samples and computation time needed. For $p = \infty$, Γ is the (weighted) full grid.

Another reasonable choice for practical examples comes from the sparsity-of-effects principle, which states that a system is usually dominated by main effects and low-order interactions. In our case, the principle means that the indices \mathbf{k} with a rather small number of non-zero components $\|\mathbf{k}\|_0$ belong to the largest basis coefficients $c_{\mathbf{k}}$, as we already noticed when working with parametric PDEs in [24]. This is also one of the main principles behind various low-order methods like the popular ANOVA decomposition, cf. [28, 37, 42] and the references therein, or the SHRIMP method, cf. [45]. For such a case, a low-order approach

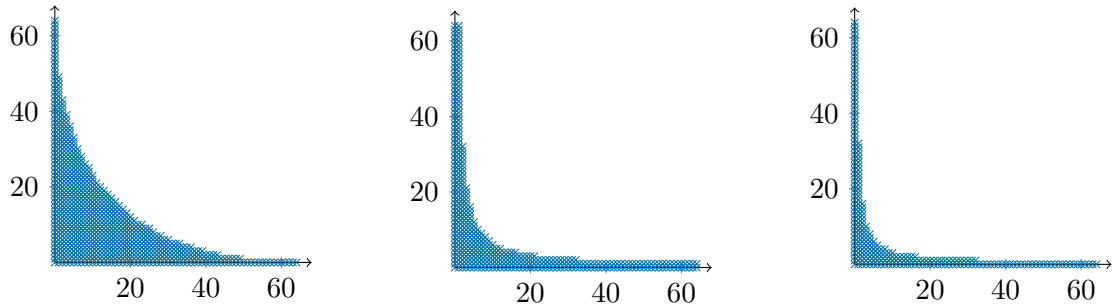
$$\Gamma_{\tilde{d}} := \Gamma \cap \left\{ \mathbf{k} \in \mathbb{N}^d : \|\mathbf{k}\|_0 \leq \tilde{d} \right\}$$

with superposition dimension $\tilde{d} \in \mathbb{N}$ should be combined with any of the previous choices.

Table 2.1 shows the size of the search space Γ in $d = 10$ dimensions for some examples with weights $\gamma = \mathbf{1} = (1, \dots, 1)^\top$ and their reduced versions $\Gamma_{\tilde{d}}$. Figure 2.2 illustrates three different index sets in two dimensions.

Γ	n	\tilde{d}		
		none	4	2
\hat{G}_n^d	8	$3.49 \cdot 10^9$	$9.25 \cdot 10^5$	2961
	16	$2.02 \cdot 10^{12}$	$1.43 \cdot 10^7$	$1.17 \cdot 10^4$
	32	$1.53 \cdot 10^{15}$	$2.24 \cdot 10^8$	$4.64 \cdot 10^4$
$B_{2,n}^{d,1}$	4	$4.32 \cdot 10^4$	9161	401
	6	$1.05 \cdot 10^6$	$5.64 \cdot 10^4$	1051
	8	$1.19 \cdot 10^7$	$1.94 \cdot 10^5$	1926
$B_{1,n}^{d,1}$	8	$4.38 \cdot 10^4$	$2.28 \cdot 10^4$	1341
	12	$6.47 \cdot 10^5$	$1.33 \cdot 10^5$	3091
	16	$5.31 \cdot 10^6$	$4.55 \cdot 10^5$	5561
$B_{\frac{1}{2},n}^{d,1}$	32	$5.11 \cdot 10^4$	$5.00 \cdot 10^4$	6891
	48	$3.44 \cdot 10^5$	$2.72 \cdot 10^5$	$1.61 \cdot 10^4$
	64	$1.55 \cdot 10^6$	$9.30 \cdot 10^5$	$2.90 \cdot 10^4$
$H_n^{d,1}$	8	$1.10 \cdot 10^5$	$1.88 \cdot 10^4$	981
	16	$4.18 \cdot 10^5$	$5.85 \cdot 10^4$	2411
	32	$1.52 \cdot 10^6$	$1.72 \cdot 10^5$	5676

Table 2.1: Sizes of different search spaces Γ for $d = 10$ and their smaller versions with superposition dimensions $\tilde{d} = 2$ and $\tilde{d} = 4$.



(a) The $\ell_{\frac{1}{2}}$ ball $B_{\frac{1}{2},64}^{2,1}$ with weights $\mathbf{1} = (1, 1)^\top$. (b) The hyperbolic cross $H_{64}^{2,1}$ with weights $\mathbf{1} = (1, 1)^\top$. (c) The hyperbolic cross $H_{128}^{2,\frac{1}{2}}$ with weights $\frac{1}{2}\mathbf{1} = (\frac{1}{2}, \frac{1}{2})^\top$.

Figure 2.2: Illustration of three different choices for the search space Γ in $d = 2$ dimensions with similar extension.

2.4 Alternative increment strategies

One main feature of the dimension-incremental method is the combination of the detected, one-dimensional index set projections $I_{\{t\}}, t = 1, \dots, d$. Algorithm 1 realizes this in the most intuitive way by adding the dimension t to the already detected set $I_{\{1, \dots, t-1\}}$ in each dimension increment $t = 2, \dots, d$. This classical approach, which we will call *one-by-one strategy*, is sketched in Figure 2.3a for $d = 9$. The same approach was exploited in [39], where so-called reconstructing rank-1 lattices were used for the computation of the projected coefficients $\hat{f}_{u,k}^Q$. Therein, these lattices were computed component-by-component-wise and hence perfectly matched this incremental strategy. Another advantage of the one-by-one

strategy can be seen when we combine the for-loop over t in step 1 of Algorithm 1 with the for-loop over t in step 2. This is possible, since each one-dimensional projection set $I_{\{t\}}$ is only used in the corresponding t -th iteration in step 2. Hence, we only need one such one-dimensional projection set $I_{\{t\}}$ at a time and may save additional memory space by simply overwriting the previous one in the next iteration $t + 1$.

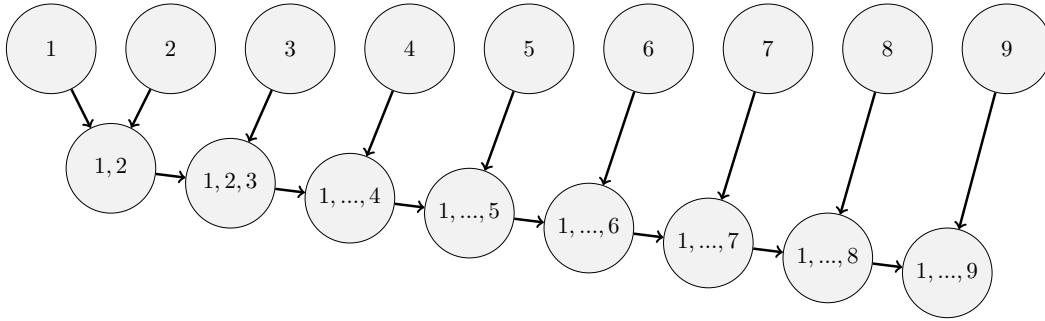
Obviously, there is no need to limit ourselves to this straight forward strategy in general. In the remaining part of this section, we therefore discuss some alternative increment strategies as well as possible advantages and disadvantages of these approaches. Note that all those strategies just yield several improvements, but are not “optimal” in any sense. Even worse, such “optimalities” heavily depends on the given problem and the corresponding dimension d , the cubature rules Q and the used algorithm parameters. Hence, it is very tricky to come up with an overall good strategy for every possible setting. Also, the reader needs to decide on its own, which kind of “optimality” is even aimed for, e.g., small complexities of the cubature rules, memory efficiency or possible parallelizations.

Dyadic strategy

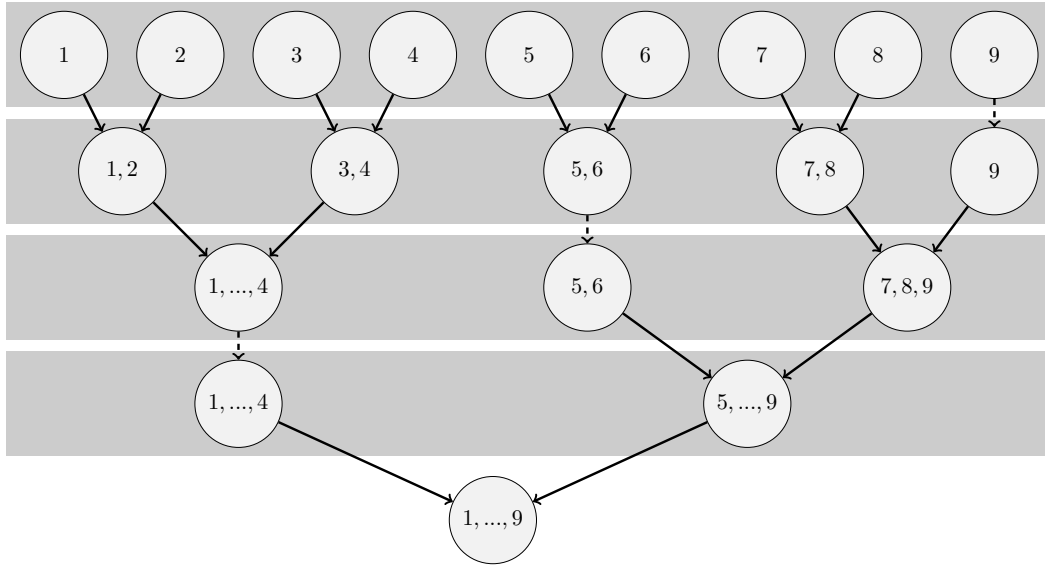
In step 2 of Algorithm 1, we most importantly construct the cubature rule Q and compute the projected coefficients $\hat{f}_{\mathbf{u},k}^Q$. Since the values for $\tilde{\mathbf{x}}$ are random but fixed, these are basically $|\mathbf{u}|$ -dimensional problems. Depending on the used cubature rule, the size $|\mathbf{u}|$ might heavily influences the amount of cubature nodes M as well as the computational costs.

Using the one-by-one strategy, we consider $d - 1$ dimension-incremental steps, where each dimensionality $|\mathbf{u}| = t \in \{2, \dots, d\}$ appears exactly once. The *dyadic strategy* now aims for more incremental steps with lower dimensionality while keeping the overall number of steps constant. This strategy combines the two projected index sets $I_{\mathbf{u}}$ and $I_{\mathbf{v}}$ with smallest dimensionalities $|\mathbf{u}|$ and $|\mathbf{v}|$ in each step. If there are several sets of same dimensionalities, e.g., at the beginning when there are d sets with dimension $|\mathbf{u}| = 1$, the set is randomly chosen among these candidates. Rearranging these dimension-incremental steps into stages as in Figure 2.3b, the dyadic structure can be seen. Note that for $d \neq 2^k, k \in \mathbb{N}$, some stages have to keep one projected index set untouched since there was an odd number of sets to combine, which will be the projected index set $I_{\mathbf{u}}$ with the highest dimensionality $|\mathbf{u}|$. This is the case for $I_{\{9\}}$ in the first stage, $I_{\{5,6\}}$ in the second stage and $I_{\{1,\dots,4\}}$ in the third stage in Figure 2.3b, visualized using the dashed arrow.

As mentioned above, this strategy reduces the dimensionalities in many steps tremendously for large d . Even for the relatively small $d = 9$ in Figure 2.3b, the dyadic strategy uses four 2-dimensional steps and only one 3-, 4-, 5- and 9-dimensional step each instead of one t -dimensional step for each $t = 2, \dots, 9$ as in the one-by-one strategy. The additional computational effort for the realization of this strategy is also relatively small, since it depends only on the particular d used and can even be precomputed. Finally, many dimension-incremental steps can be performed in parallel, as they are not dependent on each other, which allows additional time savings. Unfortunately, the dyadic strategy is not implementable as memory-friendly as the one-by-one strategy since some of the projected index sets $I_{\mathbf{u}}$ block memory for several steps while they are not picked for the next combination.



(a) One-by-one strategy



(b) Dyadic strategy

Figure 2.3: Visualization of non-data-driven increment strategies for $d = 9$.

Data-driven one-by-one strategy

While the dyadic strategy aims for smaller dimensionalities $|\mathbf{u}|$ in the dimension-incremental steps, the size of the candidate set $K \subset \mathbb{N}^{|\mathbf{u}|}$, so how many approximated projected coefficients $\hat{f}_{\mathbf{u},\mathbf{k}}^Q$ we need to compute, is probably another crucial factor influencing the performance of the cubature rules Q and hence the overall performance of our algorithm. In general, we have $K = (I_{\mathbf{u}} \times I_{\mathbf{v}}) \cap \mathbb{P}_{\mathbf{u} \cup \mathbf{v}}(\Gamma)$, e.g., $I_{\mathbf{u}} = I_{\{1,\dots,t\}}$ and $I_{\mathbf{v}} = I_{\{t\}}$ in a dimension-increment in Algorithm 1. The size $|K|$ depends mainly on the size of the projected index sets $I_{\mathbf{u}}$ and $I_{\mathbf{v}}$ it is built from. Therefore, we now present two so-called *data-driven* strategies, where these sizes $|I_{\mathbf{u}}|$ are examined before each dimension-incremental step and then it is decided, which $I_{\mathbf{u}}$ and $I_{\mathbf{v}}$ to choose for the next step. Note that an investigation of the sizes of all possible K instead of just the sizes of all available $I_{\mathbf{u}}$ might be even more favorable, especially for challenging choices of Γ , but also needs even more computational effort and is therefore not considered herein.

The following approach is based on the classical one-by-one strategy and is therefore called *data-driven one-by-one strategy*. We start with the computation of all the one-dimensional

projected index sets $I_{\{t\}}, t = 1, \dots, d$. We proceed as in the one-by-one strategy, but instead of working through the sets lexicographically, so from $I_{\{1\}}$ to $I_{\{d\}}$, we rearrange them, ordered by their descending size. In particular, we go from $I_{\{t_1\}}$ to $I_{\{t_d\}}$ with $t_i \in \{1, \dots, d\}$ for all $i \in \{1, \dots, d\}$ and $|I_{\{t_i\}}| \geq |I_{\{t_j\}}|, 1 \leq j \leq i \leq d$. For instance, in Figure 2.4a the set $I_{\{5\}}$ is the largest one and therefore the starting point of the data-driven one-by-one strategy.

The advantage of this approach compared to the classical one-by-one strategy is the fact, that the higher-dimensional candidate sets K in the later dimension-incremental steps are probably smaller and hence the construction of the cubature rule Q as well as the computation of the coefficients might be considerably cheaper in terms of sampling points and computation time.

Data-driven dyadic strategy

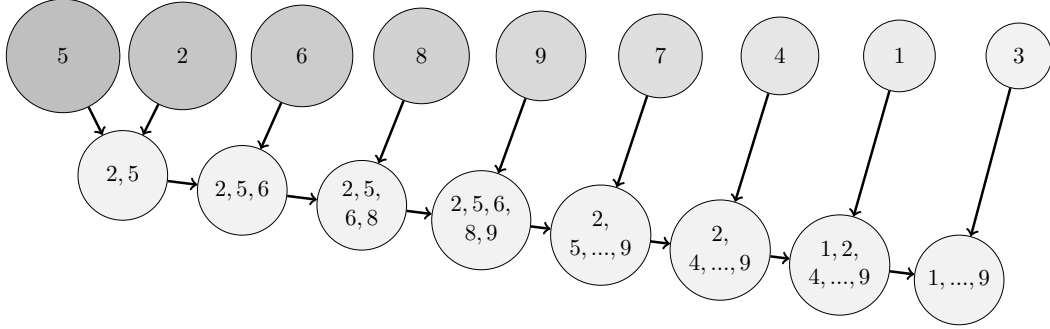
Finally, the *data-driven dyadic strategy* combines the advantages of both the dyadic strategy and the data-driven one-by-one strategy, illustrated for $d = 9$ in Figure 2.4b. While the rearrangement into stages in the dyadic strategy was just for visualization, it is an essential part of the strategy now. In the first stage, we investigate the size of all one-dimensional sets $I_{\{t\}}, t = 1, \dots, d$, and perform $\lfloor d/2 \rfloor$ dimension-incremental steps, where we combine the largest set with the smallest one, the second largest with the second smallest and so on. In the next stage, we then take a look at all those new, two-dimensional index sets (and the possibly leftover one-dimensional set from the first stage if d is odd) and perform multiple dimension-incremental steps again, using the same criterion as in the first stage. This strategy is then repeated as often as needed, so until we end up with the full index set $I_{\{1, \dots, d\}}$. Note that the dimensionality $|\mathbf{u}|$ of the sets is not considered in this kind of strategy, but higher-dimensional sets are more likely to be larger as well and is therefore involved implicitly. If the number of available sets is odd in any stage, the median sized set is just kept as it is for the next stage, e.g., sets $I_{\{9\}}, I_{\{7,8\}}$ and $I_{\{3,5,9\}}$ in the first three stages in Figure 2.4b.

As for the dyadic strategy, we manage to end up with less high-dimensional combination steps as for the one-by-one or data-driven one-by-one strategy, which can be performed in parallel again. On the other hand, the additional size criterion in each stage avoids cases, where two very large sets are combined and hence the size of the corresponding candidate set K grows unnecessarily large. This can easily happen in the dyadic strategy since it only considers the dimensionalities $|\mathbf{u}|$ of the sets $I_{\mathbf{u}}$ and also chooses randomly among sets with the same dimensionality.

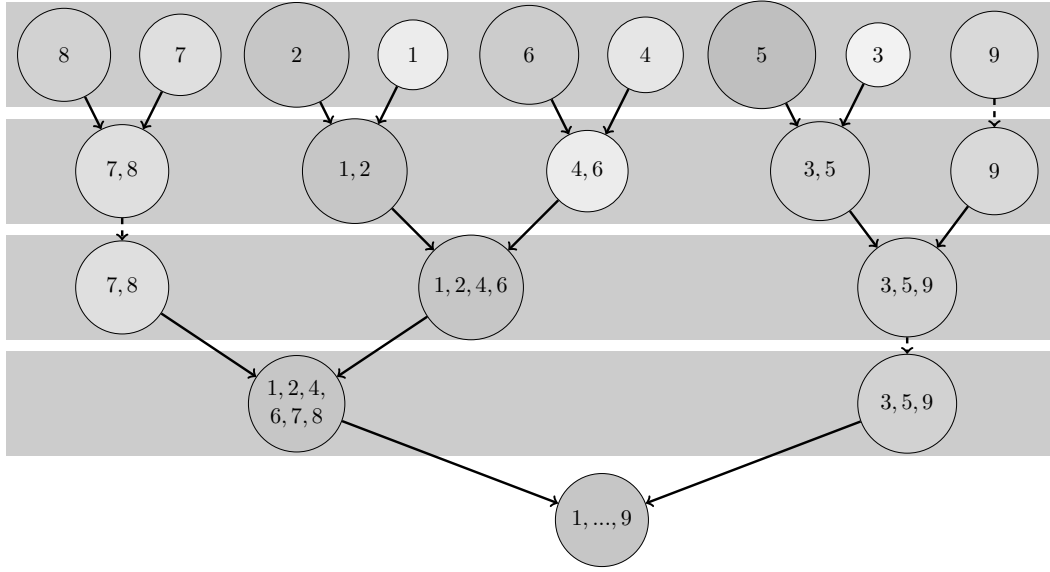
3 Theoretical detection guarantee

In this section, we show a bound on the number of detection iterations r in Algorithm 1, such that we can ensure the successful detection of all indices \mathbf{k} belonging to basis coefficients $c_{\mathbf{k}}$, whose magnitude is larger than an absolute threshold δ , with high probability. Therefore, we follow the main steps in [25] and generalize their theoretical results. As explained in Section 1.1, we consider smooth enough, multivariate functions $f \in L_2(\mathcal{D}, \mu)$ of the form

$$f(\mathbf{x}) = \sum_{\mathbf{k} \in \mathbb{N}^d} c_{\mathbf{k}} \Phi_{\mathbf{k}}(\mathbf{x})$$



(a) Data-driven one-by-one strategy



(b) Data-driven dyadic strategy

Figure 2.4: Visualization of data-driven increment strategies for $d = 9$.

for some coefficients $\{c_{\mathbf{k}}\}_{\mathbf{k} \in \mathbb{N}^d}$. Further, we denote with $I_\delta \subset \mathbb{N}^d$ the unknown, finite index set, such that

$$\begin{cases} |c_{\mathbf{k}}| \geq \delta & \forall \mathbf{k} \in I_\delta \\ |c_{\mathbf{k}}| < \delta & \forall \mathbf{k} \notin I_\delta \end{cases} \quad (3.1)$$

holds and $\Gamma \subset \mathbb{N}^d$ as before the suitable search domain containing this index set I_δ , i.e., $I_\delta \subset \Gamma$.

We compute the adaptive approximation in d dimension increment steps in Algorithm 1. In each of the dimension increment steps at most three probabilistic sub-steps are performed:

- The detection of the one-dimensional projections $I_{\{t\}}$ in step 1, which is successful, if the event $E_{1,t} := \{\mathcal{P}_{\mathbf{u}}(I_\delta) \subset I_{\mathbf{u}}\}$ with $\mathbf{u} = \{t\}$ occurs.
- The (possibly probabilistic) construction of the cubature rule Q for some index set K in step 2, i.e., the successful computation of $M, (w_j)_{j=1}^M$ and $(\xi_j)_{j=1}^M$. We define

$$E_{2,t} := \{\text{Successful construction of } Q \text{ for } K\}.$$

- The detection of the multi-dimensional projections $I_{\{1,\dots,t\}}$ in step 2, which is successful, if the event $E_{3,t} := \{\mathcal{P}_u(I_\delta) \subset I_u\}$ with $u = \{1, \dots, t\}$ occurs.

If each of these probabilistic sub-steps is successful, we detect all indices from I_δ . We use the union bound to estimate the corresponding probability

$$\begin{aligned} \mathbb{P}\left(\bigcap_{t=1}^d E_{1,t} \cap \bigcap_{t=2}^d E_{2,t} \cap \bigcap_{t=2}^d E_{3,t}\right) &= 1 - \mathbb{P}\left(\bigcup_{t=1}^d E_{1,t}^c \cup \bigcup_{t=2}^d E_{2,t}^c \cup \bigcup_{t=2}^d E_{3,t}^c\right) \\ &\geq 1 - \sum_{t=1}^d \mathbb{P}(E_{1,t}^c) - \sum_{t=2}^d \mathbb{P}(E_{2,t}^c) - \sum_{t=2}^d \mathbb{P}(E_{3,t}^c). \end{aligned} \quad (3.2)$$

We aim for a failure probability $\varepsilon \in (0, 1)$ of the whole algorithm. We split this up, such that each probabilistic sub-step has an equal upper bound on its failure probability of $\varepsilon/(3d)$. Hence, we now estimate the probabilities $\mathbb{P}(E_{1,t}^c)$ and $\mathbb{P}(E_{3,t}^c)$. Upper bounds on $\mathbb{P}(E_{2,t}^c)$ depend on the used cubature rule Q and its construction and are therefore not considered here.

3.1 Failure probability estimates

First, we recall the definition and estimate of the approximated projected coefficients (1.5) as well as the projection error term (1.7) from Section 1.2 and apply them for $J = I_\delta$. We use

- $u = \{t\}$ and $K = \mathcal{P}_u(\Gamma) \subset \mathbb{N}$ for the one-dimensional projections in step 1 and
- $u = \{1, \dots, t\}$ and $K = (I^{(1,\dots,t-1)} \times I^{(t)}) \cap \mathcal{P}_u(\Gamma) \subset \mathbb{N}^t$ for the multi-dimensional projections in step 2

of Algorithm 1. In each case, we get for $\mathbf{k} \in K$ the formula

$$\hat{f}_{\mathbf{u},\mathbf{k}}^Q(\tilde{\mathbf{x}}) = \sum_{\mathbf{h}=(\mathbf{k},\mathbf{h}_{\mathbf{u}^c})_{\mathbf{u}} \in J} c_{\mathbf{h}} \Phi_{\mathbf{u}^c, \mathbf{h}_{\mathbf{u}^c}}(\tilde{\mathbf{x}}) + \Psi_{\mathbf{u},\mathbf{k}}^{Q,J}(\tilde{\mathbf{x}}). \quad (3.3)$$

Note that the first part of (3.3) is independent of the used cubature rule Q . Hence, the approximated projected coefficients $\hat{f}_{\mathbf{u},\mathbf{k}}^Q$ are also independent of Q up to the projection error term $\Psi_{\mathbf{u},\mathbf{k}}^{Q,J}$, depending on the basis coefficients of f in I_δ^c , so all coefficients $c_{\mathbf{k}}$ with absolute value smaller than δ .

The following Lemma based on [25, Lem. 4] gives an estimate on the probability, that such sums (3.3) take small function values for randomly drawn anchors $\tilde{\mathbf{x}}$.

Lemma 3.1. *Consider $\mathbf{v} \subset \{1, \dots, d\}$ and the space $\mathcal{D}_{\mathbf{v}} := \times_{j \in \mathbf{v}} \mathcal{D}_j \subset \mathbb{R}^{|\mathbf{v}|}$ with the corresponding product measure $\mu_{\mathbf{v}}$ and basis functions $\Phi_{\mathbf{v},\mathbf{h}}$, which are bounded by the finite constant $B_{\mathbf{v}}$, cf. Section 1.2.*

Let a function $g : \mathcal{D}_{\mathbf{v}} \rightarrow \mathbb{C}$, $g(\mathbf{x}) := \sum_{\mathbf{h} \in \tilde{\mathbf{I}}} \hat{g}_{\mathbf{h}} \Phi_{\mathbf{v},\mathbf{h}}(\mathbf{x}) \not\equiv 0$, $\tilde{\mathbf{I}} \subset \mathbb{N}^{|\mathbf{v}|}$, $|\tilde{\mathbf{I}}| < \infty$, be given and let $\Psi : \mathcal{D}_{\mathbf{v}} \rightarrow \mathbb{C}$ be some function with $\|\Psi\|_{L_1(\mathcal{D}_{\mathbf{v}})} < \delta_\Psi$. Moreover, let $X_j \in \mathcal{D}_j$, $j \in \mathbf{v}$, be independent, μ_j -distributed random variables and we denote by $\mathbf{X} := (X_j)_{j \in \mathbf{v}} \in \mathcal{D}_{\mathbf{v}}$ the random vector.

If $\max_{\mathbf{h} \in \tilde{\mathbf{I}}} |\hat{g}_{\mathbf{h}}| > B_{\mathbf{v}}(\delta_+ + \delta_\Psi)$ for some $\delta_+ > 0$, then

$$\mathbb{P}(|(g + \Psi)(\mathbf{X})| < \delta_+) \leq \left(1 - \frac{B_{\mathbf{v}}^{-1} \max_{\mathbf{h} \in \tilde{\mathbf{I}}} |\hat{g}_{\mathbf{h}}| - \delta_\Psi - \delta_+}{B_{\mathbf{v}} \sum_{\mathbf{h} \in \tilde{\mathbf{I}}} |\hat{g}_{\mathbf{h}}| + \|\Psi\|_{L_\infty(\mathcal{D}_{\mathbf{v}})}}\right) =: q < 1. \quad (3.4)$$

Choosing r random vectors $\mathbf{X}_1, \dots, \mathbf{X}_r \in \mathcal{D}_v$ independently, we observe

$$\mathbb{P} \left(\bigcap_{i=1}^r \{|(g + \Psi)(\mathbf{X}_i)| < \delta_+\} \right) \leq q^r. \quad (3.5)$$

Proof. We proceed as in [25] and refer to the lower bound

$$\frac{\mathbb{E}h(Y) - h(\delta_+)}{\|h(Y)\|_{L_\infty(\mathbb{R})}} \leq \mathbb{P}(|Y| \geq \delta_+)$$

from [32, Par. 9.3.A]. Applying this for the even and on $[0, \infty)$ nondecreasing function $h(t) := |t|$ and $Y = (g + \Psi)(\mathbf{X})$ leads to

$$\begin{aligned} \mathbb{P}(|(g + \Psi)(\mathbf{X})| \geq \delta_+) &\geq \frac{\|g + \Psi\|_{L_1(\mathcal{D}_v)} - \delta_+}{\|g + \Psi\|_{L_\infty(\mathcal{D}_v)}} \\ &\geq \frac{\|g\|_{L_1(\mathcal{D}_v)} - \|\Psi\|_{L_1(\mathcal{D}_v)} - \delta_+}{\|g\|_{L_\infty(\mathcal{D}_v)} + \|\Psi\|_{L_\infty(\mathcal{D}_v)}} \\ &\geq \frac{\|g\|_{L_1(\mathcal{D}_v)} - \delta_\Psi - \delta_+}{\|g\|_{L_\infty(\mathcal{D}_v)} + \|\Psi\|_{L_\infty(\mathcal{D}_v)}} \end{aligned}$$

and consequently

$$\mathbb{P}(|(g + \Psi)(\mathbf{X})| \leq \delta_+) \leq 1 - \frac{\|g\|_{L_1(\mathcal{D}_v)} - \delta_\Psi - \delta_+}{\|g\|_{L_\infty(\mathcal{D}_v)} + \|\Psi\|_{L_\infty(\mathcal{D}_v)}}.$$

Since

$$\begin{aligned} |\hat{g}_h| &= \left| \int_{\mathcal{D}_v} g(\mathbf{x}) \overline{\Phi_{v,h}(\mathbf{x})} d\mu_v(\mathbf{x}) \right| \\ &\leq \int_{\mathcal{D}_v} |g(\mathbf{x})| |\Phi_{v,h}(\mathbf{x})| d\mu_v(\mathbf{x}) \\ &\leq \|\Phi_{v,h}\|_{L_\infty(\mathcal{D}_v)} \int_{\mathcal{D}_v} |g(\mathbf{x})| d\mu_v(\mathbf{x}) = \|\Phi_{v,h}\|_{L_\infty(\mathcal{D}_v)} \|g\|_{L_1(\mathcal{D}_v)} \end{aligned}$$

for all $h \in \tilde{\mathcal{I}}$, we have

$$\max_{h \in \tilde{\mathcal{I}}} |\hat{g}_h| \leq \|g\|_{L_1(\mathcal{D}_v)} \max_{h \in \tilde{\mathcal{I}}} \|\Phi_{v,h}\|_{L_\infty(\mathcal{D}_v)} = \|g\|_{L_1(\mathcal{D}_v)} B_v.$$

Together with the estimate

$$\begin{aligned} \|g\|_{L_\infty(\mathcal{D}_v)} &= \operatorname{ess\,sup}_{\mathbf{x} \in \mathcal{D}_v} |g(\mathbf{x})| \leq \operatorname{ess\,sup}_{\mathbf{x} \in \mathcal{D}_v} \sum_{h \in \tilde{\mathcal{I}}} |\hat{g}_h| |\Phi_{v,h}(\mathbf{x})| \\ &\leq \sum_{h \in \tilde{\mathcal{I}}} |\hat{g}_h| \operatorname{ess\,sup}_{\mathbf{x} \in \mathcal{D}_v} |\Phi_{v,h}(\mathbf{x})| \\ &\leq \sum_{h \in \tilde{\mathcal{I}}} |\hat{g}_h| \|\Phi_{v,h}\|_{L_\infty(\mathcal{D}_v)} \leq B_v \sum_{h \in \tilde{\mathcal{I}}} |\hat{g}_h|, \end{aligned}$$

we conclude

$$\begin{aligned} \mathbb{P}(|(g + \Psi)(\mathbf{X})| \leq \delta_+) &\leq 1 - \frac{\|g\|_{L_1(\mathcal{D}_v)} - \delta_\Psi - \delta_+}{\|g\|_{L_\infty(\mathcal{D}_v)} + \|\Psi\|_{L_\infty(\mathcal{D}_v)}} \\ &\leq 1 - \frac{B_v^{-1} \max_{\mathbf{h} \in \bar{\mathbf{I}}} |\hat{g}_{\mathbf{h}}| - \delta_\Psi - \delta_+}{B_v \sum_{\mathbf{h} \in \bar{\mathbf{I}}} |\hat{g}_{\mathbf{h}}| + \|\Psi\|_{L_\infty(\mathcal{D}_v)}}. \end{aligned}$$

Using the assumption $\max_{\mathbf{h} \in \bar{\mathbf{I}}} |\hat{g}_{\mathbf{h}}| > B_v(\delta_+ + \delta_\Psi)$, the estimate (3.4) holds and (3.5) then follows directly. \blacksquare

In Algorithm 1, we compute the approximated projected coefficients $\hat{f}_{\mathbf{u}, \mathbf{k}}^Q(\tilde{\mathbf{x}})$ for all \mathbf{k} in our candidate sets $\mathcal{P}_{\mathbf{u}}(\Gamma)$ in step 1 and $(\mathbf{I}_{\{1, \dots, t-1\}} \times \mathbf{I}_{\{t\}}) \cap \mathcal{P}_{\mathbf{u}}(\Gamma)$ in step 2. Now, we apply Lemma 3.1 to those coefficients with $\mathbf{k} \in \mathcal{P}_{\mathbf{u}}(\mathbf{I}_\delta)$ and $\mathbf{k} \in (\mathbf{I}_{\{1, \dots, t-1\}} \times \mathbf{I}_{\{t\}}) \cap \mathcal{P}_{\mathbf{u}}(\mathbf{I}_\delta)$, respectively, so those projected coefficients, we want to detect. This yields us bounds on the probability, that they are below the detection threshold δ_+ and therefore not detected by Algorithm 1.

Corollary 3.2. *Let a threshold value $\delta > 0$ and a smooth enough function $f \in L_2(\mathcal{D}, \mu)$ be given. We consider the finite index set \mathbf{I}_δ such that (3.1) holds.*

- For fixed $1 \leq t \leq d$, $\mathbf{u} = \{t\}$, we denote $K(S) := \mathcal{P}_{\mathbf{u}}(S)$, $S \in \{\mathbf{I}_\delta, \Gamma\}$ and compute the one-dimensional approximated projected coefficients for the t -th component and
- for fixed $1 < t < d$, $\mathbf{u} = \{1, \dots, t\}$, we denote $K(S) := (\mathbf{I}_{\{1, \dots, t-1\}} \times \mathbf{I}_{\{t\}}) \cap \mathcal{P}_{\mathbf{u}}(S)$, $S \in \{\mathbf{I}_\delta, \Gamma\}$ and compute the multi-dimensional approximated projected coefficients for the components $(1, \dots, t)$

using the cubature rule Q with (1.3) and (1.4) by

$$\hat{f}_{\mathbf{u}, \mathbf{k}}^Q(\tilde{\mathbf{x}}) = \sum_{j=1}^M w_j f(\boldsymbol{\xi}_j, \tilde{\mathbf{x}})_{\mathbf{u}} \overline{\Phi_{\mathbf{u}, \mathbf{k}}(\boldsymbol{\xi}_j)} \quad \mathbf{k} \in K(\Gamma),$$

where the anchor $\tilde{\mathbf{x}} \in \mathcal{D}_{\mathbf{u}^c}$ is chosen according to the corresponding product measure $\mu_{\mathbf{u}^c}$ at random. Further, we assume that there exists a $\delta_\Psi > 0$ such that $\left\| \Psi_{\mathbf{u}, \mathbf{k}}^{Q, \mathbf{I}_\delta} \right\|_{L_1(\mathcal{D}_{\mathbf{u}^c})} < \delta_\Psi$ holds for all $\mathbf{k} \in K(\mathbf{I}_\delta)$.

Then, for $\delta_+ > 0$ with $B(\delta_+ + \delta_\Psi) < \min_{\mathbf{k} \in \mathbf{I}_\delta} |c_{\mathbf{k}}|$ and $\mathbf{k} \in K(\mathbf{I}_\delta)$, the probability

$$\begin{aligned} \mathbb{P}\left(\left|\hat{f}_{\mathbf{u}, \mathbf{k}}^Q(\tilde{\mathbf{x}})\right| < \delta_+\right) &\leq 1 - \frac{B^{-1} \max_{\mathbf{h}=(\mathbf{k}, \mathbf{h}_{\mathbf{u}^c})_{\mathbf{u}} \in \mathbf{I}_\delta} |c_{\mathbf{h}}| - \delta_\Psi - \delta_+}{B \sum_{\mathbf{h}=(\mathbf{k}, \mathbf{h}_{\mathbf{u}^c})_{\mathbf{u}} \in \mathbf{I}_\delta} |c_{\mathbf{h}}| + \left\| \Psi_{\mathbf{u}, \mathbf{k}}^{Q, \mathbf{I}_\delta} \right\|_{L_\infty(\mathcal{D}_{\mathbf{u}^c})}} \\ &\leq \left(1 - \frac{B^{-1} \max_{\mathbf{h}=(\mathbf{k}, \mathbf{h}_{\mathbf{u}^c})_{\mathbf{u}} \in \mathbf{I}_\delta} |c_{\mathbf{h}}| - \delta_\Psi - \delta_+}{B^2 C_Q \sum_{\mathbf{h} \in \mathbb{N}^d} |c_{\mathbf{h}}|} \right) =: q_{\mathbf{u}, \mathbf{k}} < 1 \end{aligned}$$

holds due to (3.4) in Lemma 3.1 and the estimate

$$\begin{aligned} \left\| \Psi_{\mathbf{u}, \mathbf{k}}^{Q, \mathbb{I}_\delta} \right\|_{L_\infty(\mathcal{D}_{\mathbf{u}^c})} &= \operatorname{ess\,sup}_{\tilde{\mathbf{x}} \in \mathcal{D}_{\mathbf{u}^c}} \left| \sum_{\mathbf{h} \in \mathbb{I}_\delta^c} c_{\mathbf{h}} \Phi_{\mathbf{u}^c, \mathbf{h}_{\mathbf{u}^c}}(\tilde{\mathbf{x}}) \sum_{j=1}^M w_j \Phi_{\mathbf{u}, \mathbf{h}_{\mathbf{u}}}(\boldsymbol{\xi}_j) \overline{\Phi_{\mathbf{u}, \mathbf{k}}(\boldsymbol{\xi}_j)} \right| \\ &\leq \sum_{\mathbf{h} \in \mathbb{I}_\delta^c} |c_{\mathbf{h}}| \operatorname{ess\,sup}_{\tilde{\mathbf{x}} \in \mathcal{D}_{\mathbf{u}^c}} |\Phi_{\mathbf{u}^c, \mathbf{h}_{\mathbf{u}^c}}(\tilde{\mathbf{x}})| \sum_{j=1}^M |w_j| |\Phi_{\mathbf{u}, \mathbf{h}_{\mathbf{u}}}(\boldsymbol{\xi}_j)| |\Phi_{\mathbf{u}, \mathbf{k}}(\boldsymbol{\xi}_j)| \\ &\leq B^2 C_Q \sum_{\mathbf{h} \in \mathbb{I}_\delta^c} |c_{\mathbf{h}}|. \end{aligned}$$

Repeating the computation of $\hat{f}_{\mathbf{u}, \mathbf{k}}^Q(\tilde{\mathbf{x}})$ for independent randomly chosen anchors $\tilde{\mathbf{x}} = \tilde{\mathbf{x}}_1, \dots, \tilde{\mathbf{x}}_r \in \mathcal{D}_{\mathbf{u}^c}$, $r \in \mathbb{N}$, we estimate

$$\mathbb{P} \left(\max_{\nu=1, \dots, r} \left| \hat{f}_{\mathbf{u}, \mathbf{k}}^Q(\tilde{\mathbf{x}}_\nu) \right| < \delta_+ \right) \leq (q_{\mathbf{u}, \mathbf{k}})^r.$$

Applying the union bound yields

$$\mathbb{P} \left(\bigcup_{\mathbf{k} \in K(\mathbb{I}_\delta)} \left\{ \max_{\nu=1, \dots, r} \left| \hat{f}_{\mathbf{u}, \mathbf{k}}^Q(\tilde{\mathbf{x}}_\nu) \right| < \delta_+ \right\} \right) \leq \sum_{\mathbf{k} \in K(\mathbb{I}_\delta)} (q_{\mathbf{u}, \mathbf{k}})^r \leq |\mathbb{I}_\delta| \left(\max_{\mathbf{k} \in K(\mathbb{I}_\delta)} q_{\mathbf{u}, \mathbf{k}} \right)^r. \quad (3.6)$$

Finally, the following Lemma is based on [25, Lem. 7] and gives an estimate on the choice of the number of detection iterations r , such that the probabilities $\mathbb{P}(E_{1,t}^c)$ and $\mathbb{P}(E_{3,t}^c)$ in (3.2) are bounded by the desired value $\varepsilon/(3d)$.

Lemma 3.3. *Let a threshold value $\delta > 0$ and a smooth enough function $f \in L_2(\mathcal{D}, \mu)$ be given. We consider the finite index set $\mathbb{I}_{3\delta}$ such that (3.1) holds. Further, we assume that $3B(\delta_+ + \delta_\Psi) < \min_{\mathbf{k} \in \mathbb{I}_{3\delta}} |c_{\mathbf{k}}|$ holds for the detection threshold δ_+ and the projection error threshold δ_Ψ , cf. Corollary 3.2. Also, let $C \in \mathbb{R}$ be given, such that $C \geq C_Q$ for all cubature rules Q used in Algorithm 1.*

Then, choosing the number of detection iterations

$$r \geq \left(1 + \frac{3B^3 C}{2} |\mathbb{I}_{3\delta}| + \frac{B^3 C}{2\delta} \sum_{\mathbf{h} \in \mathbb{I}_{3\delta}^c} |c_{\mathbf{h}}| \right) (\log 3 + \log d + \log |\mathbb{I}_{3\delta}| - \log \varepsilon) \quad (3.7)$$

in Algorithm 1 guarantees, that each of the probabilities $\mathbb{P}(E_{1,t}^c)$ and $\mathbb{P}(E_{3,t}^c)$ is bounded from above by $\varepsilon/(3d)$.

Proof. We use \mathbf{u} and $K(\mathbb{I}_{3\delta})$ as in Corollary 3.2 and estimate the probabilities $\mathbb{P}(E_{1,t}^c)$ and $\mathbb{P}(E_{3,t}^c)$ by (3.6). We increase r such that

$$\mathbb{P} \left(\bigcup_{\mathbf{k} \in K(\mathbb{I}_{3\delta})} \left\{ \max_{\nu=1, \dots, r} \left| \hat{f}_{\mathbf{u}, \mathbf{k}}^Q(\tilde{\mathbf{x}}_\nu) \right| < \delta_+ \right\} \right) \leq |\mathbb{I}_{3\delta}| \left(\max_{\mathbf{k} \in K(\mathbb{I}_{3\delta})} q_{\mathbf{u}, \mathbf{k}} \right)^r \leq \frac{\varepsilon}{3d},$$

is fulfilled. Consequently, r has to be bounded from below by

$$\frac{\log 3 + \log d + \log |\mathbb{I}_{3\delta}| - \log \varepsilon}{-\log \max_{\mathbf{k} \in K(\mathbb{I}_{3\delta})} q_{\mathbf{u}, \mathbf{k}}}. \quad (3.8)$$

Hence, we now estimate

$$\begin{aligned}
\left(\max_{\mathbf{k} \in K(\mathbb{I}_{3\delta})} q_{\mathbf{u}, \mathbf{k}} \right)^{-1} &= \min_{\mathbf{k} \in K(\mathbb{I}_{3\delta})} \frac{B^2 C_Q \sum_{\mathbf{h} \in \mathbb{N}^d} |c_{\mathbf{h}}|}{B^2 C_Q \sum_{\mathbf{h} \in \mathbb{N}^d} |c_{\mathbf{h}}| - B^{-1} \max_{\mathbf{h}=(\mathbf{k}, \mathbf{h}_{\mathbf{u}^c})_{\mathbf{u}} \in \mathbb{I}_{3\delta}} |c_{\mathbf{h}}| + \delta_{\Psi} + \delta_+} \\
&= 1 + \min_{\mathbf{k} \in K(\mathbb{I}_{3\delta})} \frac{B^{-1} \max_{\mathbf{h}=(\mathbf{k}, \mathbf{h}_{\mathbf{u}^c})_{\mathbf{u}} \in \mathbb{I}_{3\delta}} |c_{\mathbf{h}}| - \delta_{\Psi} - \delta_+}{B^2 C_Q \sum_{\mathbf{h} \in \mathbb{N}^d} |c_{\mathbf{h}}| - B^{-1} \max_{\mathbf{h}=(\mathbf{k}, \mathbf{h}_{\mathbf{u}^c})_{\mathbf{u}} \in \mathbb{I}_{3\delta}} |c_{\mathbf{h}}| + \delta_{\Psi} + \delta_+}
\end{aligned}$$

and using $3B(\delta_{\Psi} + \delta_+) < \max_{\mathbf{h}=(\mathbf{k}, \mathbf{h}_{\mathbf{u}^c})_{\mathbf{u}} \in \mathbb{I}_{3\delta}} |c_{\mathbf{h}}|$ by assumption yields

$$\begin{aligned}
&\geq 1 + \min_{\mathbf{k} \in K(\mathbb{I}_{3\delta})} \frac{B^{-1} \max_{\mathbf{h}=(\mathbf{k}, \mathbf{h}_{\mathbf{u}^c})_{\mathbf{u}} \in \mathbb{I}_{3\delta}} |c_{\mathbf{h}}| - \delta_{\Psi} - \delta_+}{B^2 C_Q \sum_{\mathbf{h} \in \mathbb{N}^d} |c_{\mathbf{h}}|} \\
&\geq 1 + \frac{2}{3B^3 C_Q} \min_{\mathbf{k} \in K(\mathbb{I}_{3\delta})} \frac{\max_{\mathbf{h}=(\mathbf{k}, \mathbf{h}_{\mathbf{u}^c})_{\mathbf{u}} \in \mathbb{I}_{3\delta}} |c_{\mathbf{h}}|}{\sum_{\mathbf{h} \in \mathbb{N}^d} |c_{\mathbf{h}}|}.
\end{aligned}$$

Exploiting the fact, that $\max_{\mathbf{h}=(\mathbf{k}, \mathbf{h}_{\mathbf{u}^c})_{\mathbf{u}} \in \mathbb{I}_{3\delta}} |c_{\mathbf{h}}| > 3\delta$, the fraction inside the minimum can be bounded from below by

$$\begin{aligned}
&\frac{\max_{\mathbf{h}=(\mathbf{k}, \mathbf{h}_{\mathbf{u}^c})_{\mathbf{u}} \in \mathbb{I}_{3\delta}} |c_{\mathbf{h}}|}{\sum_{\mathbf{h} \in \mathbb{N}^d} |c_{\mathbf{h}}|} = \frac{\max_{\mathbf{h}=(\mathbf{k}, \mathbf{h}_{\mathbf{u}^c})_{\mathbf{u}} \in \mathbb{I}_{3\delta}} |c_{\mathbf{h}}|}{\sum_{\mathbf{h} \in \mathbb{I}_{3\delta}} |c_{\mathbf{h}}| + \sum_{\mathbf{h} \in \mathbb{I}_{3\delta}^c} |c_{\mathbf{h}}|} \\
&\geq \frac{\max_{\mathbf{h}=(\mathbf{k}, \mathbf{h}_{\mathbf{u}^c})_{\mathbf{u}} \in \mathbb{I}_{3\delta}} |c_{\mathbf{h}}|}{|\mathbb{I}_{3\delta}| \max_{\mathbf{h}=(\mathbf{k}, \mathbf{h}_{\mathbf{u}^c})_{\mathbf{u}} \in \mathbb{I}_{3\delta}} |c_{\mathbf{h}}| + \frac{\max_{\mathbf{h}=(\mathbf{k}, \mathbf{h}_{\mathbf{u}^c})_{\mathbf{u}} \in \mathbb{I}_{3\delta}} |c_{\mathbf{h}}|}{3\delta} \sum_{\mathbf{h} \in \mathbb{I}_{3\delta}^c} |c_{\mathbf{h}}|} \\
&= \frac{1}{|\mathbb{I}_{3\delta}| + \frac{\sum_{\mathbf{h} \in \mathbb{I}_{3\delta}^c} |c_{\mathbf{h}}|}{3\delta}} = \frac{3\delta}{3\delta |\mathbb{I}_{3\delta}| + \sum_{\mathbf{h} \in \mathbb{I}_{3\delta}^c} |c_{\mathbf{h}}|},
\end{aligned}$$

which is now independent of \mathbf{k} . Hence, we have

$$\left(\max_{\mathbf{k} \in K(\mathbb{I}_{3\delta})} q_{\mathbf{u}, \mathbf{k}} \right)^{-1} \geq 1 + \frac{2\delta B^{-3} C_Q^{-1}}{3\delta |\mathbb{I}_{3\delta}| + \sum_{\mathbf{h} \in \mathbb{I}_{3\delta}^c} |c_{\mathbf{h}}|}.$$

Consequently, and since $\log(x+1) \geq \frac{x}{x+1}$ for all $x > -1$ and hence $\frac{1}{\log(x+1)} \leq \frac{x+1}{x} = 1 + \frac{1}{x}$,

we obtain for the denominator in (3.8) the estimate

$$\begin{aligned} \frac{1}{-\log \left(\max_{\mathbf{k} \in K(\mathbb{I}_{3\delta})} q_{\mathbf{u}, \mathbf{k}} \right)} &= \frac{1}{\log \left(\max_{\mathbf{k} \in K(\mathbb{I}_{3\delta})} q_{\mathbf{u}, \mathbf{k}} \right)^{-1}} \leq \frac{1}{\log \left(1 + \frac{2\delta B^{-3} C_Q^{-1}}{3\delta |\mathbb{I}_{3\delta}| + \sum_{\mathbf{h} \in \mathbb{I}_{3\delta}^c} |c_{\mathbf{h}}|} \right)} \\ &\leq 1 + \frac{3\delta |\mathbb{I}_{3\delta}| + \sum_{\mathbf{h} \in \mathbb{I}_{3\delta}^c} |c_{\mathbf{h}}|}{2\delta B^{-3} C_Q^{-1}} = 1 + \frac{3B^3 C_Q}{2} |\mathbb{I}_{3\delta}| + \frac{B^3 C_Q}{2\delta} \sum_{\mathbf{h} \in \mathbb{I}_{3\delta}^c} |c_{\mathbf{h}}|. \end{aligned}$$

Finally, using C instead of C_Q , this bound is applicable independently of Q . Therefore, the choice (3.7) then satisfies the lower bound (3.8) and $\mathbb{P}(E_{1,t}^c) \leq \varepsilon/(3d)$ and $\mathbb{P}(E_{3,t}^c) \leq \varepsilon/(3d)$ are fulfilled. \blacksquare

Remark 3.4. The lower bound (3.7) depends linearly on $\sum_{\mathbf{h} \in \mathbb{I}_{3\delta}^c} |c_{\mathbf{h}}|$, which will be small for reasonable choices of δ as well as fast enough decaying coefficients $c_{\mathbf{h}}$. Still, we may not access this value directly and need to bound it from above by some more accessible value, e.g.,

$$\sum_{\mathbf{h} \in \mathbb{I}_{3\delta}^c} |c_{\mathbf{h}}| \leq \sum_{\mathbf{h} \in \mathbb{N}^d} |c_{\mathbf{h}}|$$

However, the sum might be tremendously smaller than such bounds, since it does not consider the largest coefficients of f , i.e., all basis coefficients $c_{\mathbf{h}}$, whose absolute value is larger than our threshold 3δ .

Additionally, note that for sparse functions f the sum $\sum_{\mathbf{h} \in \mathbb{I}_{3\delta}^c} |c_{\mathbf{h}}|$ vanishes completely for a large enough threshold 3δ . \square

3.2 Main result

Now we collected all ingredients to state and prove our main theorem:

Theorem 3.5. *Let a threshold $\delta > 0$ and a failure probability $\varepsilon \in (0, 1)$ be given. We consider a smooth enough function $f \in L_2(\mathcal{D}, \mu)$, such that the corresponding finite index set $\mathbb{I}_{3\delta}$ fulfilling the condition (3.1) is non-empty. Further, we assume, that the projection error terms $\Psi_{\mathbf{u}, \mathbf{k}}^{Q, J}(\tilde{\mathbf{x}})$ given in (1.7) for $\mathbf{u} = \{t\}, t = 1, \dots, d$, and $\mathbf{u} = \{1, \dots, t\}, t = 2, \dots, d-1$, fulfill the bound*

$$\left\| \Psi_{\mathbf{u}, \mathbf{k}}^{Q, \mathbb{I}_{3\delta}} \right\|_{L_1(\mathcal{D}_{\mathbf{u}^c})} < \delta_{\Psi}$$

for all $\mathbf{k} \in \mathcal{P}_{\mathbf{u}}(\mathbb{I}_{3\delta})$ or $\mathbf{k} \in (\mathbb{I}^{(1, \dots, t-1)} \times \mathbb{I}^{(t)}) \cap \mathcal{P}_{(1, \dots, t)}(\mathbb{I}_{3\delta})$, respectively, for some $\delta_{\Psi} < \delta$ uniformly for all possibly used cubature rules Q . Finally, let $C \in \mathbb{R}$ be given, such that $C \geq C_Q$ for all possibly used cubature rules Q .

We apply Algorithm 1 to the function f using the following parameters. We choose

- the search space $\Gamma \subset \mathbb{N}^d$ such that $\mathbb{I}_{3\delta} \subset \Gamma$,

- the detection threshold δ_+ such that $3B(\delta_+ + \delta_\Psi) < \min_{\mathbf{k} \in \mathcal{I}_{3\delta}} |c_{\mathbf{k}}|$,
- the number of detection iterations $r \geq \left(1 + \frac{3B^3C}{2} |\mathcal{I}_{3\delta}| + \frac{B^3C}{2\delta} \sum_{\mathbf{h} \in \mathcal{I}_{3\delta}^c} |c_{\mathbf{h}}|\right) (\log 3 + \log d + \log |\mathcal{I}_{3\delta}| - \log \varepsilon)$.

We assume, that the construction of the cubature rules Q fails with probability at most $\varepsilon/(3d)$.

Then, with a probability $1 - \varepsilon$, the index set \mathcal{I} in the output of Algorithm 1 contains the whole index set $\mathcal{I}_{3\delta}$.

Proof. The assertion follows directly when inserting the probabilities $\mathbb{P}(E_{1,t}^c)$ and $\mathbb{P}(E_{3,t}^c)$ proven in Lemma 3.3 in the union bound estimate

$$\begin{aligned} \mathbb{P}\left(\bigcap_{t=1}^d E_{1,t} \cap \bigcap_{t=2}^d E_{2,t} \cap \bigcap_{t=2}^d E_{3,t}\right) &= 1 - \mathbb{P}\left(\bigcup_{t=1}^d E_{1,t}^c \cup \bigcup_{t=2}^d E_{2,t}^c \cup \bigcup_{t=2}^d E_{3,t}^c\right) \\ &\geq 1 - \sum_{t=1}^d \mathbb{P}(E_{1,t}^c) - \sum_{t=2}^d \mathbb{P}(E_{2,t}^c) - \sum_{t=2}^d \mathbb{P}(E_{3,t}^c) \end{aligned}$$

discussed in the beginning of Section 3. ■

Theorem 3.5 guarantees the output set \mathcal{I} of Algorithm 1 to contain the index set $\mathcal{I}_{3\delta}$ with probability $1 - \varepsilon$. This holds, since we have shown, that all the projections $\mathcal{P}_u(\mathcal{I}_{3\delta})$ are detected with high probability. Note that if the projection error term $\Psi_{u,\mathbf{k}}^{Q,J}$ is large enough in Formula (3.3), the projected coefficients appear to be large enough and might be detected anyway, even if there is not a single $\mathbf{h} \in \mathcal{I}_{3\delta}$ with $\mathbf{h} = (\mathbf{k}, \mathbf{h}_{u^c})_u$, cf. Remark 3.6. This leads to additional index projections detected, which do not belong to the largest coefficients. Theorem 3.5 implicitly assumes, that the cut-off at the end of each step in Algorithm 1 might reduce the amount of such unnecessary detections, but never throws away the important projections of the indices $\mathbf{h} \in \mathcal{I}_{3\delta}$. This can be ensured by choosing the sparsity parameters s and s_{local} in Algorithm 1 large enough. Note that in real applications the optimal choice of those parameters is probably unknown, so they would need to be chosen roughly.

Remark 3.6. We now briefly estimate the probability of additional detections $\mathbf{k} \notin \mathcal{P}_u(\mathcal{I}_{3\delta})$ to get a feeling, how many of those detections we should expect each time. We use the right-hand side inequality

$$\mathbb{P}(|Y| \geq \delta_+) \leq \frac{\mathbb{E}h(Y)}{h(\delta_+)}$$

from [32, Par. 9.3.A], again with $h(t) := |t|$ as in the proof of Lemma 3.1 and $Y = \Psi_{u,\mathbf{k}}^{Q,J}(\tilde{\mathbf{x}})$. Hence, we have the estimate

$$\mathbb{P}\left(\left|\Psi_{u,\mathbf{k}}^{Q,J}(\tilde{\mathbf{x}})\right| < \delta_+\right) \geq 1 - \frac{\left\|\Psi_{u,\mathbf{k}}^{Q,J}\right\|_{L_1(\mathcal{D}_{u^c})}}{\delta_+} > 1 - \frac{\delta_\Psi}{\delta_+}$$

for the probability that $\Psi_{u,\mathbf{k}}^{Q,J}$ is smaller than the detection threshold δ_+ . So we end up with the probability

$$\mathbb{P}\left(\max_{\nu=1,\dots,r} \left|\Psi_{u,\mathbf{k}}^{Q,J}(\tilde{\mathbf{x}}_\nu)\right| \geq \delta_+\right) < 1 - \left(1 - \frac{\delta_\Psi}{\delta_+}\right)^r$$

that in at least one detection iteration $\nu = 1, \dots, r$ the projection error term $\Psi_{u, \mathbf{k}}^{Q, J}$ passes the detection threshold δ_+ . So for each $\mathbf{k} \notin \mathcal{P}_u(\mathbb{I}_{3\delta})$, there is a chance of at most $1 - (1 - \frac{\delta_\Psi}{\delta_+})^r$ to be detected accidentally. This matches the intuitive idea, that functions with a large δ_Ψ behave significantly worse than functions with very small coefficients $c_{\mathbf{k}} \ll 3\delta$ for all $\mathbf{k} \in \mathbb{I}_{3\delta}^c$ or functions, which are nearly sparse. \square

4 Numerics

We now investigate the performance and results of our algorithm for two different settings. The first numerical example considers the approximation of a 10-dimensional, periodic test function in the space $L_2(\mathbb{T}^{10})$ using the Fourier basis. The second part is the approximation of a 9-dimensional, non-periodic test function in the space $L_2([-1, 1]^9, \mu_{\text{Cheb}})$ with μ_{Cheb} the Chebyshev measure using the Chebyshev basis, cf. Section 1.1.

While we mentioned in Section 2.1, that an additional recomputation of the basis coefficients on the detected index set in Step 3 of Algorithm 1 is not necessary, the error size of the coefficient approximation might be significantly smaller in this case. To respect this possible lack of accuracy of the herein used version of Algorithm 1, we investigate the precision of the coefficient approximation and the crucial aim of the algorithm, the detection of a useful sparse index set I , separately.

Finally, note that we do not control the size of the output index set I by the detection threshold δ_+ as in our approach in Section 3 in our numerical tests. Here, we follow the more common approach of choosing δ_+ relatively small, but controlling the output using the sparsity parameter s . Hence, we do not need to estimate a suitable choice for δ_+ based on the intended threshold δ , cf. Theorem 3.5, but also have no theoretical guarantee on the output index set I anymore.

4.1 10-dimensional periodic test function

For this example, we consider the frequency domain \mathbb{Z}^d instead of \mathbb{N}^d , as it is more convenient to use for the Fourier basis. Consider the multivariate test function $f : \mathbb{T}^{10} \rightarrow \mathbb{R}$,

$$f(\mathbf{x}) := \prod_{j \in \{1, 3, 8\}} N_2(x_j) + \prod_{j \in \{2, 5, 6, 10\}} N_4(x_j) + \prod_{j \in \{4, 7, 9\}} N_6(x_j),$$

from e.g. [39, Sec. 3.3] and [29, Sec. 4.2.3], where $N_m : \mathbb{T} \rightarrow \mathbb{R}$ is the B-Spline of order $m \in \mathbb{N}$,

$$N_m(x) := C_m \sum_{k \in \mathbb{Z}} \text{sinc}\left(\frac{\pi}{m}k\right)^m (-1)^k e^{2\pi i k x},$$

with a constant $C_m > 0$ such that $\|N_m\|_{L_2(\mathbb{T})} = 1$. The function f has infinitely many non-zero Fourier coefficients. The largest and therefore most important coefficients are expected to be supported on a union of a three-dimensional symmetric hyperbolic cross in the dimensions 1, 3, 8, a four-dimensional symmetric hyperbolic cross in the dimensions 2, 5, 6, 10, and a three-dimensional symmetric hyperbolic cross in the dimensions 4, 7, 9, each corresponding to the important coefficients of one of the three summands due to their decay properties.

Therefore we use the search space $\Gamma := \tilde{H}_N^{10, \frac{1}{2}}$, where

$$\tilde{H}_N^{d, \gamma} := \left\{ \mathbf{k} \in \mathbb{Z}^d : \prod_{j=1}^d \max \left(1, \frac{|k_j|}{\gamma} \right) \leq 2^N \right\} \quad (4.1)$$

is the d -dimensional symmetric hyperbolic cross with weight $0 < \gamma \leq 1$ and extension $N > 0$, such that $2^N \in \mathbb{N}$. Moreover, we set the number of detection iterations $r = 5$. We increase the sparsity s exponentially and use the local sparsity parameter $s_{\text{local}} = 1.2s$. Due to the fast decay of the Fourier coefficients and the increasing sparsity s , we fix the detection threshold $\delta_+ = 10^{-12}$.

The algorithm was implemented in MATLAB[®] and tested using 2 six core CPUs Intel[®] Xeon[®] CPU E5-2620 v3 @ 2.40GHz and 64 GB RAM. All tests are performed 10 times and the relative $L_2(\mathbb{T}^{10})$ approximation error

$$\frac{\|f - S_I f\|_{L_2(\mathbb{T}^{10})}}{\|f\|_{L_2(\mathbb{T}^{10})}} := \frac{\sqrt{\|f\|_{L_2(\mathbb{T}^{10})}^2 - \sum_{\mathbf{k} \in I} |c_{\mathbf{k}}|^2}}{\|f\|_{L_2(\mathbb{T}^{10})}}$$

as well as the coefficient approximation error

$$\|\hat{\mathbf{f}} - \mathbf{c}\|_{\ell_p(I)} := \begin{cases} \left(\sum_{\mathbf{k} \in I} |\hat{f}_{\mathbf{k}} - c_{\mathbf{k}}|^p \right)^{\frac{1}{p}} & 1 \leq p < \infty \\ \max_{\mathbf{k} \in I} |\hat{f}_{\mathbf{k}} - c_{\mathbf{k}}| & p = \infty \end{cases}$$

for $p = 1, 2, \infty$ are computed. Note that the relative $L_2(\mathbb{T}^{10})$ approximation error uses the exact coefficients $c_{\mathbf{k}}$ and hence only depends on the computed index set I . Therefore, this error indicates how well our detected indices $\mathbf{k} \in I$ can approximate the function f without possible loss due to non-optimal approximations $\hat{f}_{\mathbf{k}}$ of the coefficients $c_{\mathbf{k}}$.

We consider three different cubature methods Q to construct and evaluate the approximated projected (Fourier) coefficients $\hat{f}_{\mathbf{u}, \mathbf{k}}^Q(\tilde{\mathbf{x}})$ in Algorithm 1:

- *Monte Carlo points (MC)*: We draw $M := |K| \log(|K|)$ nodes $\boldsymbol{\xi}_j, j = 1, \dots, M$, uniformly at random in \mathbb{T}^t and set $w_j = M^{-1}$ for all $j = 1, \dots, M$. To improve the accuracy, we subsequently apply the least squares method with up to 20 iterations and the tolerance 10^{-6} . Hence, the method is no longer an equally weighted Monte Carlo cubature.
- *single rank-1 lattices (R1L)*: We construct a rank-1 lattice which is a spatial discretization for K using [22, Algorithm 5]. An FFT approach is used in order to compute the projected coefficients simultaneously, cf. [31] and [19, Algorithm 3.2], which is equivalent to the application of a cubature rule using the M sampling nodes of the rank-1 lattice and the weights $w_j = M^{-1}$.
- *multiple rank-1 lattices (MR1L)*: We construct a spatial discretization for K using [21, Algorithm 5]. The discretization consists of a set of rank-1 lattices whose structure allows efficient computations of the Fourier matrix and its adjoint matrix, cf. [20], which in turn is used to apply the least squares method to compute the projected Fourier coefficients. The calculation is equivalent to applying a non-equally weighted cubature rule to calculate each projected coefficient.

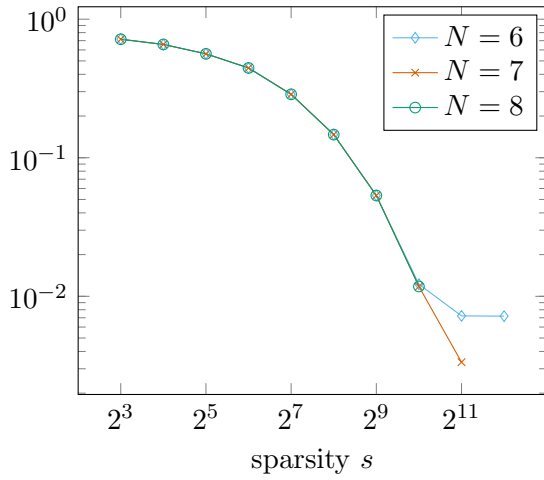
	sampling complexity	computational complexity	comments
MC	$\mathcal{O}(dr^3s^2 \log(rs))$	$\mathcal{O}(dr^5s^4 \log(rs))$	-
R1L	$\mathcal{O}(dr^5s^4)$	$\mathcal{O}((r^2s^2 + d \log^{1+\varepsilon}(d))dr^3s^3 \log(rs))$	(a)
MR1L	$\mathcal{O}(dr^3s^2 \log(rs))$	$\mathcal{O}(d^2r^3s^2 \log^3(rs))$	(b)

Table 4.1: Rough bounds on the sampling and computational complexity of Algorithm 1 for the three different reconstruction methods using the results from Section 2.2. Comments: (a) We are assuming $r^2s^2 > \max_{\mathbf{k} \in \Gamma} \|\mathbf{k}\|_\infty$. The computational complexity holds with high probability $1 - \delta$ assuming $\varepsilon > 0$ and fixed failure probability δ . (b) This holds with high probability assuming fixed failure probability δ and oversampling factor c . The computational complexity is assuming $r^2s^2 \log^2(rs) > (\max_{\mathbf{k} \in \Gamma} \|\mathbf{k}\|_\infty)^2$ and a fixed upper bound on the amount of least squares iterations.

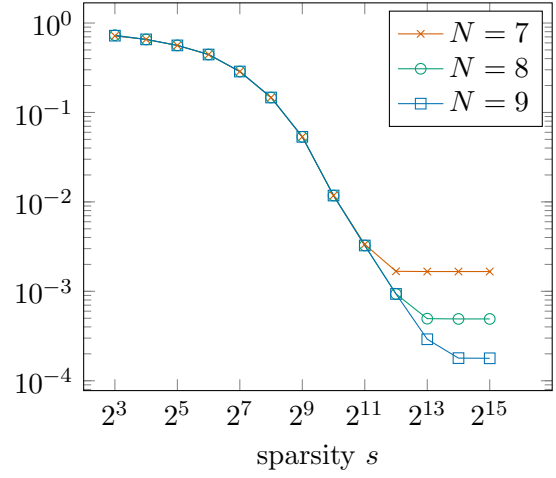
Table 4.1 states upper bounds on the sampling and computational complexity of the methods using the rough bounds $\mathcal{O}(drS_Q(r^2s^2, d))$ and $\mathcal{O}(drT_Q(r^2s^2, d))$ from Section 2.2. Those complexities are simplified using particular assumptions. For more detail on the complexities of the reconstruction methods, see the respective references.

Figure 4.1 illustrates the decay of the relative $L_2(\mathbb{T}^{10})$ approximation error for the three different cubature methods used as well as the ℓ_∞ coefficient approximation error, the amount of samples and the computation time. Note that these are the medians of the 10 test runs. While we also performed tests for the rank-1 lattice approaches for higher extensions up to $N = 13$ and larger sparsities like $s = 2^{17}$, the MC approach failed to deliver already for smaller parameters because of the large matrices used there. Figure 4.1a only shows the data of those tests, that could be performed successfully. The computation time also increases at a much faster rate, while all illustrated tests for R1L and MR1L computed in less than an hour. Anyways, the detected index sets I seem to perform very well for all three methods and larger extensions N allow an even longer decay of the relative $L_2(\mathbb{T}^{10})$ approximation error w.r.t. the sparsity s .

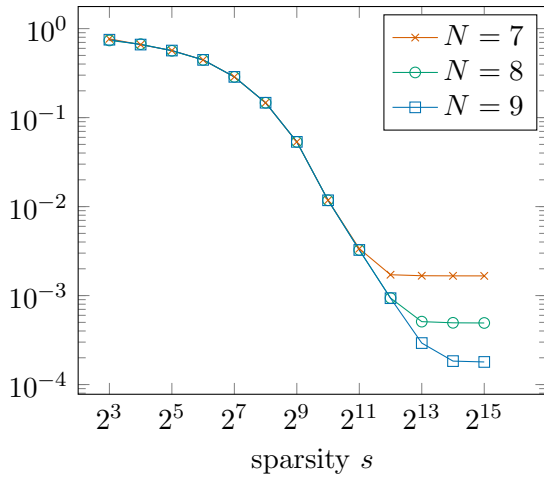
The ℓ_∞ coefficient approximation error decays well for all examples, but starts to stagnate a bit earlier w.r.t. the sparsity than the relative error. This effect seems to be caused by the aliasing of the coefficients surrounding Γ , since for larger or smaller values of N the stagnation also starts later or earlier, respectively. Analogously, the ℓ_1 and ℓ_2 coefficient approximation error decay in a similar way but are not illustrated here to preserve clarity. The amount of samples illustrated in Figure 4.1e grows reasonably. As expected, the R1L approach needs most samples while the growth for the MR1L and MC approaches is considerably slower. The amount of samples tends to be very large compared to the size of our search space Γ , e.g., $|\tilde{H}_8^{10, \frac{1}{2}}| \approx 2.39 \cdot 10^6$, but other hyperbolic crosses or even the full grid should result in comparable amounts of samples as long as the extension N is of similar size, while the amount of candidates grows tremendously for those search spaces.



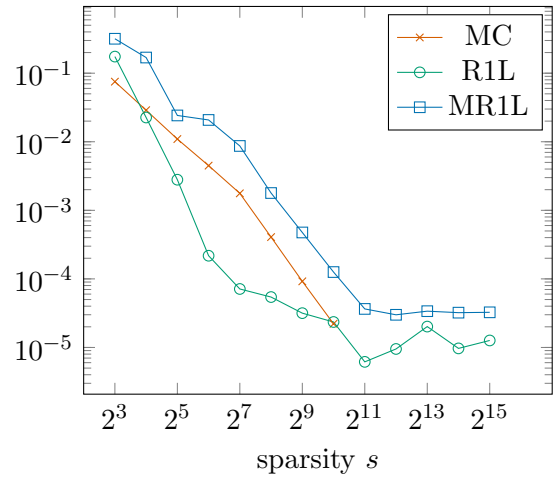
(a) relative $L_2(\mathbb{T}^{10})$ approx. error for MC



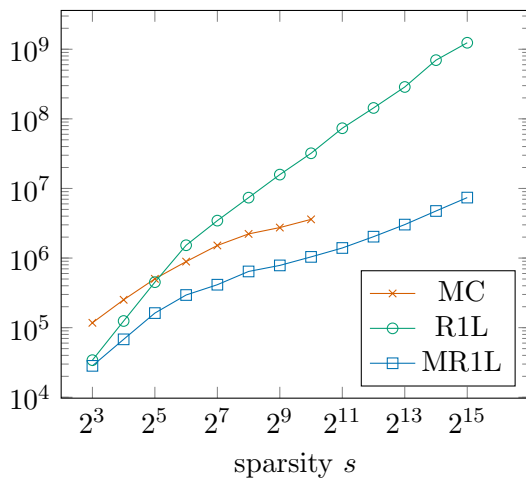
(b) relative $L_2(\mathbb{T}^{10})$ approx. error for R1L



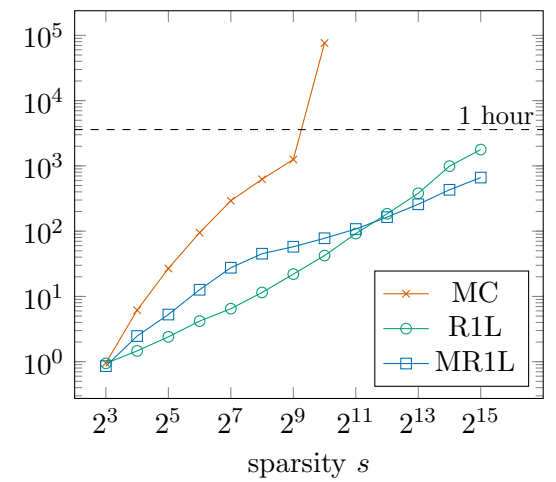
(c) relative $L_2(\mathbb{T}^{10})$ approx. error for MR1L



(d) coef. approx. error in ℓ_∞ for $N = 8$



(e) amount of samples for $N = 8$



(f) computation time (in seconds) for $N = 8$

Figure 4.1: Approximation results for the 10-dimensional periodic test function

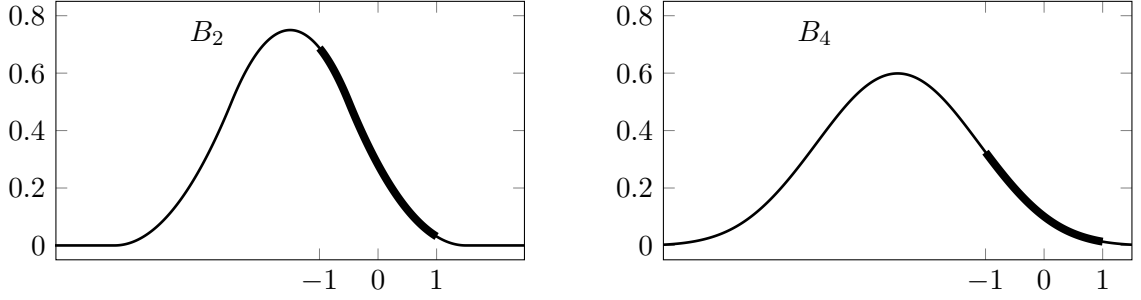


Figure 4.2: B-Splines B_2 and B_4 and the considered domain $[-1, 1]$

4.2 9-dimensional non-periodic test function

Consider the multivariate test function $f : [-1, 1]^9 \rightarrow \mathbb{R}$,

$$f(\mathbf{x}) := \prod_{j \in \{1, 3, 4, 7\}} B_2(x_j) + \prod_{j \in \{2, 5, 6, 8, 9\}} B_4(x_j),$$

from e.g. [44, Sec. 4.2.2] and [40, Sec. III.B], where $B_2 : \mathbb{R} \rightarrow \mathbb{R}$ and $B_4 : \mathbb{R} \rightarrow \mathbb{R}$ are shifted, scaled and dilated B-Splines of order 2 and 4, respectively, see Figure 4.2 for an illustration and [44] for their rigorous definition.

As in Section 4.1, the function f is not sparse in the Chebyshev frequency domain and we expect the significant Chebyshev coefficients $c_{\mathbf{k}}$, $\mathbf{k} \in \mathbb{N}^9$, of the function to be supported on a union of a four-dimensional hyperbolic cross like structure in the dimensions 1, 3, 4, 7, and a five-dimensional hyperbolic cross like structure in the dimensions 2, 5, 6, 8, 9. Hence, we restrict ourselves to the search space $\Gamma := \tilde{H}_n^{9, \frac{1}{2}} \cap \mathbb{N}^9$ with $\tilde{H}_n^{d, \gamma}$ as defined in (4.1). Again, we increase the sparsity s while fixing the number of detection iterations $r = 5$, the detection threshold $\delta_+ = 10^{-12}$ and the local sparsity parameter $s_{\text{local}} = 1.2s$.

All tests are performed 10 times and the relative $L_2([-1, 1]^9, \mu_{\text{Cheb}})$ approximation error

$$\frac{\|f - S_{\mathbf{I}}f\|_{L_2([-1, 1]^9, \mu_{\text{Cheb}})}}{\|f\|_{L_2([-1, 1]^9, \mu_{\text{Cheb}})}} := \frac{\sqrt{\|f\|_{L_2([-1, 1]^9, \mu_{\text{Cheb}})}^2 - \sum_{\mathbf{k} \in \mathbf{I}} |c_{\mathbf{k}}|^2}}{\|f\|_{L_2([-1, 1]^9, \mu_{\text{Cheb}})}}$$

as well as the coefficient approximation error

$$\left\| \hat{\mathbf{f}} - \mathbf{c} \right\|_{\ell_p(\mathbf{I})} := \begin{cases} \left(\sum_{\mathbf{k} \in \mathbf{I}} |\hat{f}_{\mathbf{k}} - c_{\mathbf{k}}|^p \right)^{\frac{1}{p}} & 1 \leq p < \infty \\ \max_{\mathbf{k} \in \mathbf{I}} |\hat{f}_{\mathbf{k}} - c_{\mathbf{k}}| & p = \infty \end{cases}$$

for $p = 1, 2, \infty$ are computed. As before, the relative $L_2([-1, 1]^9, \mu_{\text{Cheb}})$ approximation error only depends on the detected index set \mathbf{I} and not on the approximated coefficients $\hat{f}_{\mathbf{k}}$, $\mathbf{k} \in \mathbf{I}$, cf. Section 4.1.

We consider two different cubature methods Q to construct and evaluate the approximated projected (Chebyshev) coefficients $\hat{f}_{\mathbf{u}, \mathbf{k}}^Q(\tilde{\mathbf{x}})$ in Algorithm 1:

- *Monte Carlo points (MC)*: We set $m = \sum_{\mathbf{k} \in K} 2^{|\mathbf{k}|_0}$, cf. [27, Sec. 1.2], and draw $M := m \log(m)$ nodes $\boldsymbol{\xi}_j$, $j = 1, \dots, M$, in $[-1, 1]$ at random w.r.t. the Chebyshev measure

	sampling complexity	computational complexity	comments
MC	$\mathcal{O}(drm_* \log(m_*))$	$\mathcal{O}(drm_*^2 \log(m_*))$	(a)
CMR1L	$\mathcal{O}(drm_* \log(m_*))$	$\mathcal{O}(d^2rm_* \log^3(m_*))$	(a), (b)

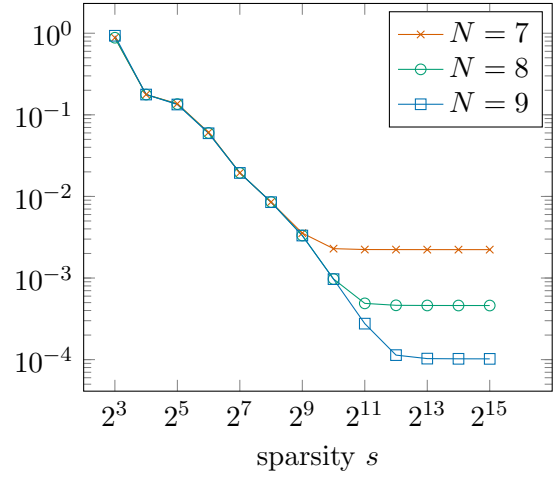
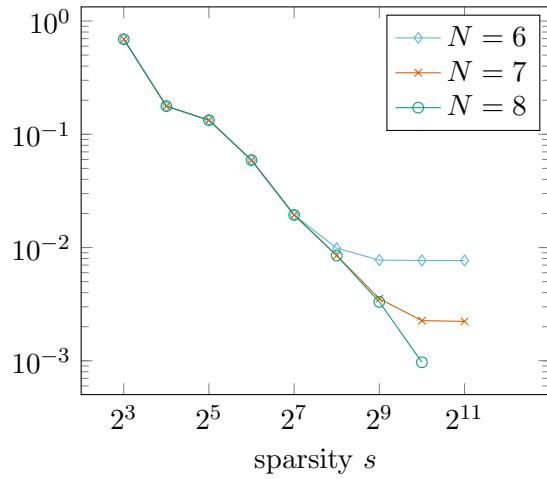
Table 4.2: Rough bounds on the sampling and computational complexity of Algorithm 1 for the two different reconstruction methods using the results from Section 2.2. Comments: (a) In the worst case, there holds the very pessimistic bound $m_* \leq r^2s^22^d$. However, if $\tilde{d} < d$, cf. Section 2.3, there holds $m_* \leq r^2s^22^{\tilde{d}}$. Other assumptions may yield even better and more realistic bounds. As an example, see [27, Lem. 1], where downward closedness yields $m_* \leq (r^2s^2)^{\ln 3/\ln 2}$. (b) This holds with high probability assuming fixed failure probability δ and oversampling factor c . The computational complexity is assuming $r^2s^2 \log^2(rs) > (\max_{\mathbf{k} \in \Gamma} \|\mathbf{k}\|_\infty)^2$ and a fixed upper bound on the amount of least squares iterations.

μ_{Cheb} and set $w_j = M^{-1}$ for all $j = 1, \dots, M$. To improve the accuracy, we again apply the least squares method with up to 20 iterations and the tolerance 10^{-6} . Again, the method is now no longer an equally weighted Monte Carlo cubature in the classical sense.

- *Chebyshev multiple rank-1 lattices (CMR1L)*: Similar to the multiple rank-1 lattice approach in Section 4.1, there exists a strategy [23] for discretizing spans of multivariate Chebyshev polynomials using sets of transformed rank-1 lattices [27]. The computation of the evaluation matrix as well as its adjoint can be implemented in an efficient way. We compute the Chebyshev coefficients using the least squares method which is thus equivalent to applying a non-equally weighted cubature rule to calculate each projected coefficient.

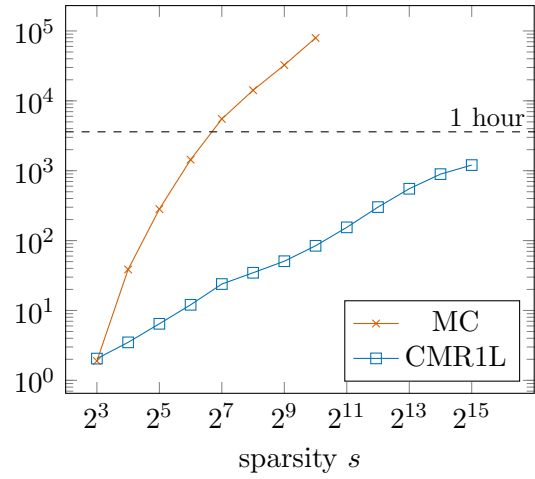
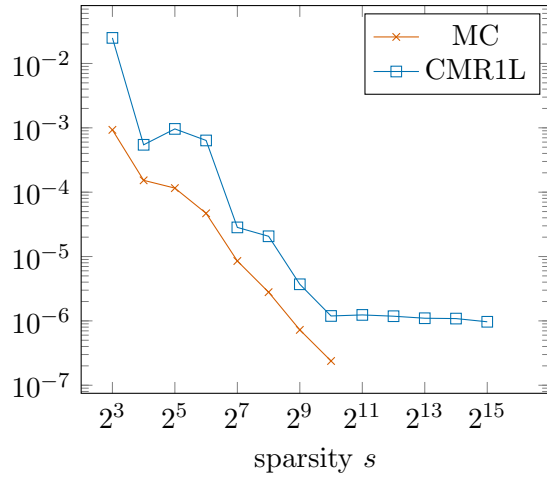
Table 4.2 again states upper bounds on the sampling and computational complexity of those methods using the rough bounds $\mathcal{O}(drS_Q(r^2s^2, d))$ and $\mathcal{O}(drT_Q(r^2s^2, d))$ from Section 2.2. As before, those complexities are simplified using particular assumptions, while the detailed versions can be found in the given references.

Figure 4.3 again illustrates the decay of the relative $L_2([-1, 1]^9, \mu_{\text{Cheb}})$ approximation error for the two different methods used as well as the ℓ_∞ coefficient approximation error and the computation time. Again, the ℓ_1 and ℓ_2 coefficient approximation error decay in a similar way as the ℓ_∞ error and are not shown here. As in Section 4.1, we could not apply the MC method for larger parameters s and N due to the higher computation time as well as the larger amount of samples needed. On the other hand, the CMR1L method transferred their efficiency to the whole dimension-incremental method, managing a significantly shorter computation time and less samples needed. While both the relative $L_2([-1, 1]^9, \mu_{\text{Cheb}})$ approximation error as well as the ℓ_∞ coefficient approximation error decay as expected for both approaches, the coefficient approximation error is again a little larger for the lattice approach. Those results again underline the importance of the efficiency and accuracy of the underlying reconstruction method to our algorithm.



(a) relative $L_2([-1, 1]^9, \mu_{\text{Cheb}})$ approx. error for MC

(b) relative $L_2([-1, 1]^9, \mu_{\text{Cheb}})$ approx. error for CMR1L



(c) coef. approx. error in ℓ_∞ for $N = 8$

(d) computation time (in seconds) for $N = 8$

Figure 4.3: Approximation results for the 9-dimensional non-periodic test function

5 Summary

The presented algorithm is capable of approximating high-dimensional functions very well by detecting a sparse truncation of its basis expansion in the corresponding space. Given a suitable coefficient reconstruction method like rank-1 lattice approaches, the highly adaptive algorithm can be applied to any bounded orthonormal product basis and also benefits tremendously, if the reconstruction method is efficient in terms of, e.g., sample complexity, memory complexity or computational complexity. If several reconstruction methods are available, one should prioritize those with the best properties for the considered situation, e.g. a sample efficient method if sampling is very expensive compared to the rest of the algorithm as in [24]. We provide a theoretical reconstruction guarantee for a special kind of methods, which can be seen as a blueprint for similar proofs for other reconstruction methods. Our numerical tests result in promising nonlinear approximations for the well-known Fourier case as well as the non-periodic Chebyshev case. Finally, we stated several modifications and improvements of the algorithm throughout the paper, which should be considered in future works to increase the power of the dimension-incremental method even further.

Acknowledgement

L. Kämmerer gratefully acknowledges funding by the Deutsche Forschungsgemeinschaft (DFG, German Research Foundation) with the project number 380648269 and Daniel Potts with the project number 416228727 – SFB 1410.

References

- [1] A. Akavia. Deterministic sparse Fourier approximation via approximating arithmetic progressions. *IEEE Trans. Inform. Theory*, 60(3):1733–1741, 2014.
- [2] R. E. Bellman. *Adaptive control processes — A guided tour*. Princeton University Press, Princeton, New Jersey, U.S.A., 1961.
- [3] S. Bittens. Sparse FFT for functions with short frequency support. *Dolomites Res. Notes Approx.*, 10:43–55, 2017.
- [4] B. Choi, A. Christlieb, and Y. Wang. High-dimensional sparse Fourier algorithms. *Numer. Algorithms*, 2020.
- [5] B. Choi, A. Christlieb, and Y. Wang. Multiscale high-dimensional sparse Fourier algorithms for noisy data. *Mathematics, Computation and Geometry of Data*, 1(1):35–58, 2021.
- [6] B. Choi, M. Iwen, and F. Krahmer. Sparse harmonic transforms: A new class of sublinear-time algorithms for learning functions of many variables. *Found. Comput. Math.*, 21, 06 2020.
- [7] B. Choi, M. Iwen, and T. Volkmer. Sparse harmonic transforms II: best s-term approximation guarantees for bounded orthonormal product bases in sublinear-time. *Numer. Math.*, 148:293–362, 2021.

- [8] A. Christlieb, D. Lawlor, and Y. Wang. A multiscale sub-linear time Fourier algorithm for noisy data. *Appl. Comput. Harmon. Anal.*, 40:553–574, 2016.
- [9] S. Foucart and H. Rauhut. *A Mathematical Introduction to Compressive Sensing*. Applied and Numerical Harmonic Analysis. Birkhäuser/Springer, New York, 2013.
- [10] A. Gilbert, P. Indyk, M. Iwen, and L. Schmidt. Recent developments in the sparse Fourier transform: A compressed Fourier transform for big data. *IEEE Signal Proc. Mag.*, 31(5):91–100, 2014.
- [11] A. C. Gilbert, A. Gu, C. Ré, A. Rudra, and M. Wootters. Sparse recovery for orthogonal polynomial transforms. In A. Czumaj, A. Dawar, and E. Merelli, editors, *47th International Colloquium on Automata, Languages, and Programming, ICALP 2020, July 8-11, 2020, Saarbrücken, Germany (Virtual Conference)*, volume 168 of *LIPICs*, pages 58:1–58:16. Schloss Dagstuhl - Leibniz-Zentrum für Informatik, 2020.
- [12] H. Hassanieh, P. Indyk, D. Katabi, and E. Price. Nearly optimal sparse Fourier transform. In *Proceedings of the Forty-fourth Annual ACM Symposium on Theory of Computing*, pages 563–578. ACM, 2012.
- [13] H. Hassanieh, P. Indyk, D. Katabi, and E. Price. Simple and practical algorithm for sparse Fourier transform. In *Proceedings of the Twenty-third Annual ACM-SIAM Symposium on Discrete Algorithms*, pages 1183–1194. SIAM, 2012.
- [14] X. Hu, M. Iwen, and H. Kim. Rapidly computing sparse Legendre expansions via sparse Fourier transforms. *Numer. Algor.*, 74:1029–1059, 2017.
- [15] P. Indyk and M. Kapralov. Sample-optimal Fourier sampling in any constant dimension. In *Foundations of Computer Science (FOCS), 2014 IEEE 55th Annual Symposium on*, pages 514–523, Oct 2014.
- [16] M. A. Iwen. Combinatorial sublinear-time Fourier algorithms. *Found. Comput. Math.*, 10:303–338, 2010.
- [17] M. A. Iwen. Improved approximation guarantees for sublinear-time Fourier algorithms. *Appl. Comput. Harmon. Anal.*, 34:57–82, 2013.
- [18] M. A. Iwen, A. Gilbert, and M. Strauss. Empirical evaluation of a sub-linear time sparse DFT algorithm. *Commun. Math. Sci.*, 5:981–998, 2007.
- [19] L. Kämmerer. *High Dimensional Fast Fourier Transform Based on Rank-1 Lattice Sampling*. Dissertation. Universitätsverlag Chemnitz, 2014.
- [20] L. Kämmerer. Multiple rank-1 lattices as sampling schemes for multivariate trigonometric polynomials. *J. Fourier Anal. Appl.*, 24:17–44, 2018.
- [21] L. Kämmerer. Constructing spatial discretizations for sparse multivariate trigonometric polynomials that allow for a fast discrete Fourier transform. *Appl. Comput. Harmon. Anal.*, 47(3):702–729, 2019.
- [22] L. Kämmerer. A fast probabilistic component-by-component construction of exactly integrating rank-1 lattices and applications. *arXiv:2012.14263*, 2020.

- [23] L. Kämmerer. Discretizing multivariate Chebyshev polynomials using multiple Chebyshev rank-1 lattices. *in preparation*, 2022.
- [24] L. Kämmerer, D. Potts, and F. Taubert. The uniform sparse FFT with application to PDEs with random coefficients. *Sampl. Theory Signal Proces. Data Anal.*, 20(19), 2022.
- [25] L. Kämmerer, D. Potts, and T. Volkmer. High-dimensional sparse FFT based on sampling along multiple rank-1 lattices. *Appl. Comput. Harmon. Anal.*, 51:225–257, 2021.
- [26] R. Kempf, H. Wendland, and C. Rieger. *Kernel-based reconstructions for parametric PDEs*, pages 53–71. Springer International Publishing, Cham, 2019.
- [27] F. Kuo, G. Migliorati, F. Nobile, and D. Nuyens. Function integration, reconstruction and approximation using rank-1 lattices. *Math. Comp.*, 90(330):1861–1897, 2021.
- [28] F. Y. Kuo, I. H. Sloan, G. W. Wasilkowski, and H. Woźniakowski. On decompositions of multivariate functions. *Math. Comput.*, 79(270):953–966, 2010.
- [29] L. Kämmerer, F. Krahmer, and T. Volkmer. A sample efficient sparse FFT for arbitrary frequency candidate sets in high dimensions. *Numer. Algorithms*, pages 1479–1520, 2021.
- [30] D. Lawlor, Y. Wang, and A. Christlieb. Adaptive sub-linear time Fourier algorithms. *Adv. Adapt. Data Anal.*, 5(1):1350003, 25, 2013.
- [31] D. Li and F. J. Hickernell. Trigonometric spectral collocation methods on lattices. In *Recent advances in scientific computing and partial differential equations (Hong Kong, 2002)*, volume 330 of *Contemp. Math.*, pages 121–132. Amer. Math. Soc., Providence, RI, 2003.
- [32] M. Loève. *Probability Theory I*. Graduate Texts in Mathematics. Springer-Verlag New York, 4th edition, 1977.
- [33] N. Lüthen, S. Marelli, and B. Sudret. Sparse polynomial chaos expansions: Literature survey and benchmark. *SIAM/ASA J. Uncertain. Quantif.*, 9(2):593–649, 2021.
- [34] T. Peter, G. Plonka, and D. Roşca. Representation of sparse Legendre expansions. *J. Symbolic Comput.*, 50:159–169, 2013.
- [35] G. Plonka and K. Wannewetsch. A deterministic sparse FFT algorithm for vectors with small support. *Numerical Algorithms*, 71:889–905, 2016.
- [36] G. Plonka and K. Wannewetsch. A sparse fast Fourier algorithm for real nonnegative vectors. *J. of Comput. Appl. Math.*, 321:532–539, 2017.
- [37] D. Potts and M. Schmischke. Approximation of high-dimensional periodic functions with Fourier-based methods. *SIAM J. Numer. Anal.*, 59(5):2393–2429, 2021.
- [38] D. Potts and M. Tasche. Reconstruction of sparse Legendre and Gegenbauer expansions. *Numer. Math.*, 56:1019–1043, 2016.
- [39] D. Potts and T. Volkmer. Sparse high-dimensional FFT based on rank-1 lattice sampling. *Appl. Comput. Harmon. Anal.*, 41(3):713–748, 2016.

- [40] D. Potts and T. Volkmer. Multivariate sparse FFT based on rank-1 Chebyshev lattice sampling. In *2017 International Conference on Sampling Theory and Applications (SampTA)*, pages 504–508, 2017.
- [41] H. Rauhut and R. Ward. Sparse Legendre expansions via ℓ_1 -minimization. *J. Approx. Theory*, 164:517–533, 2012.
- [42] M. Schmischke. *Interpretable Approximation of High-Dimensional Data based on the ANOVA Decomposition*. Dissertation. Universitätsverlag Chemnitz, 2022.
- [43] B. Segal and M. Iwen. Improved sparse Fourier approximation results: faster implementations and stronger guarantees. *Numer. Algor.*, 63:239–263, 2013.
- [44] T. Volkmer. *Multivariate Approximation and High-Dimensional Sparse FFT Based on Rank-1 Lattice Sampling*. Dissertation. Universitätsverlag Chemnitz, 2017.
- [45] Y. Xie, R. Shi, H. Schaeffer, and R. Ward. Shrimp: Sparser random feature models via iterative magnitude pruning. In B. Dong, Q. Li, L. Wang, and Z.-Q. J. Xu, editors, *Proceedings of Mathematical and Scientific Machine Learning*, volume 190 of *Proceedings of Machine Learning Research*, pages 303–318. PMLR, 2022.