

A HIGH ORDER DISCONTINUOUS GALERKIN METHOD FOR THE RECOVERY OF THE CONDUCTIVITY IN ELECTRICAL IMPEDANCE TOMOGRAPHY

XIAOSHENG LI AND WEI WANG

ABSTRACT. In this work, we develop an efficient high order discontinuous Galerkin (DG) method for solving the Electrical Impedance Tomography (EIT). EIT is a highly nonlinear ill-posed inverse problem where the interior conductivity of an object is recovered from the surface measurements of voltage and current flux. We first propose a new optimization problem based on the recovery of the conductivity from the Dirichlet-to-Neumann map to minimize the mismatch between the predicted current and the measured current on the boundary. And we further prove the existence of the minimizer. Numerically the optimization problem is solved by a third order DG method with quadratic polynomials. Numerical results for several two-dimensional problems with both single and multiple inclusions are demonstrated to show the high accurate and efficient of the proposed high order DG method. A problem with discontinuous background is also presented to show the advantage of DG method over other conventional methods.

Mathematics Subject Classification: 35R30, 65J20, 65N21

Keywords: inverse problem, electrical impedance tomography, discontinuous Galerkin method, Dirichlet-to-Neumann map

1. INTRODUCTION

Electrical Impedance Tomography (EIT) is an imaging method to find the conductivity of an object by making current and voltage measurements at the boundary. It has many applications including the early diagnosis of breast cancer [14, 68], detection of pneumothorax [23], monitoring pulmonary functions [35], detection of leaks from buried pipes [40] and in underground storage tanks [56], as well as many industrial applications [64]. EIT is a typical inverse boundary value problem. The unique determination results have been obtained in [7, 54, 61]. The stability estimates [4, 5, 9, 51] indicate that such inverse problem is severely ill-posed. We refer to Uhlmann's survey article [62] for the detailed development of the inverse boundary value problems in the theoretical aspect since Calderón's fundamental work [12].

Computationally, due to the high degree of nonlinearity and severe ill-posedness of the image problem, many efforts have been made in the development of efficient and stable numerical reconstruction algorithms. These algorithms include the direct methods [15, 44, 46, 59, 60], iterative methods [13, 16, 26, 32, 36, 37, 45, 48], variational methods [11, 47], statistical approaches [41, 42], neural networks [3, 8, 28], among others. We refer to the survey articles [10, 38, 43]. In practice the full knowledge of the boundary measurement is not known. One only has the data from finite number of experiments, and the data may also contain some noises. The inverse

problem is usually translated to an optimization problem to minimize the mismatch between the model predicted data and the measured data on the boundary. Because of the ill-posedness arising in the EIT problem, some types of regularization techniques [27] are needed to stabilize the problem. The most widely used regularization method is the Tikhonov regularization. The optimization problem can be solved iteratively. Inside each iteration, the forward problem needs to be solved numerically. The accuracy of algorithm highly relies on the accuracy of the forward problem. Thus, an efficient and accurate forward solver in the iterative methods is in desire. There are many numerical techniques present to solve the forward problem. The forward problem can be modeled by elliptic type of problems. Since finite volume and finite difference approaches generally need regular grids, the finite element method is commonly used for EIT applications. Recent work using finite element method as a forward solver in the simulations for EIT includes analysis of finite element method [30], adaptive finite element method [39], stochastic Galerkin finite element method [31], weak Galerkin method [50], etc. However, most of the work are using linear finite element basis.

In this paper, we develop a high order discontinuous Galerkin (DG) method as the reconstruction method to solve the forward elliptic problems. The DG method is a class of finite element methods using completely discontinuous piecewise polynomial space for the numerical solution and the test functions. An introduction of the development of DG methods can be found in the survey papers and books [20, 21, 22, 25, 33, 57]. Recent developments, mainly for elliptic problems, include [1, 2, 6, 17, 18, 19, 63, 65, 67]. There are several distinctive features that make DG attractive in applications, which include the local conservativity, the ability for easily handling irregular meshes with hanging nodes and boundary conditions, the flexibility for hp-adaptivity. Besides those, DG also has advantages to deal with rough coefficients, especially the coefficients containing discontinuities or multiscales. And thus, DG methods have been well developed in a wide range of applications. However, to the authors' best knowledge, there is little work for DG method in solving EIT problems. In particular, it is difficult for traditional finite element method to go high order in multidimensions because it requires continuities on the element boundaries. Furthermore, it is also challenging for traditional finite element method to deal with discontinuities such as in the conductivity coefficients. The authors believe that those advantages, the hp-adaptivity to go high order and ability to deal with rough coefficients, make DG method attractive and suitable for EIT problems. Thus, we would like to design a high order DG method and apply it to solve EIT problems.

In our work, we focus on the recovery of the conductivity from the Dirichlet-to-Neumann map, where the given voltage is applied on the boundary and the corresponding current flux after the interaction of the electromagnetic wave with the object is measured. We construct an optimization problem to minimize the mismatch between the predicted current from the Dirichlet-to-Neumann map and the measured current on the boundary with Tikhonov regularization. We prove the existence of such minimizer and derive the derivative formulas associated to the Dirichlet-to-Neumann map. We then apply our new designed high order DG method to solve this EIT problem. We would also like to mention that our DG method also works well for other boundary measurements such as the Neumann-to-Dirichlet map.

This paper is organized as follows. In Section 2, we study the minimization problem, state the iteration procedure, and derive the formulas for the derivatives of the associated operators. In Section 3, we introduce the DG method for the forward problem. In Section 4, we describe the detailed algorithm of solving the inverse problem. Several numerical examples will be presented to demonstrate the performance of proposed method in Section 5. In Section 6, we draw conclusions and make suggestions for further work.

2. THE MINIMIZATION PROBLEM

In this section we state the mathematical model and formulate the minimization problem. Suppose that Ω is a bounded and simply connected domain in \mathbb{R}^d ($d \geq 2$) with Lipschitz boundary, and let the voltage potential u solve the Dirichlet problem for the conductivity equation

$$\begin{cases} \operatorname{div}(\sigma \nabla u) = 0 & \text{in } \Omega \\ u = f & \text{on } \partial\Omega \end{cases} \quad (2.1)$$

where the conductivity function σ is positive and bounded in Ω . This problem has a unique solution $u \in H^1(\Omega)$ for any $f \in H^{\frac{1}{2}}(\partial\Omega)$ by the Lax-Millgram theorem. On the boundary, one can measure the outgoing current flux for a given boundary voltage. The Dirichlet-to-Neumann map

$$F(\sigma, \cdot) : H^{\frac{1}{2}}(\partial\Omega) \rightarrow H^{-\frac{1}{2}}(\partial\Omega)$$

is given by

$$F(\sigma, f) = \left(\sigma \frac{\partial u}{\partial \nu} \right) \Big|_{\partial\Omega} \quad (2.2)$$

where ν is the unit outer normal of $\partial\Omega$. The inverse problem consists of recovering σ from $F(\sigma, \cdot)$. We suppose that the conductivity is known on the boundary, and our main aim is to reconstruct the conductivity inside the domain.

For the conductivity equation (2.1), when $f \in H^{\frac{1}{2}}(\partial\Omega)$, we know $F(\sigma, f) \in H^{-\frac{1}{2}}(\partial\Omega)$. It is inconvenient to compute with $H^{-\frac{1}{2}}(\partial\Omega)$ norm. In order to work with the $L^2(\partial\Omega)$ norm for the easy computation, one needs more regularities for the conductivity, the boundary data and the domain, so that the regularity theory for elliptic equation can be used. This is new and different from EIT problem with Neumann-to-Dirichlet map. Denote

$$\mathcal{A} = \{\sigma \in W^{1,\infty}(\Omega) : 0 < c_1 < \sigma < c_2, |\nabla \sigma| < N, \text{ and } \sigma \text{ is known on } \partial\Omega\}$$

the admissible set for the conductivity, where c_1 , c_2 and N are fixed numbers. We suppose that Ω has $C^{1,1}$ boundary or Ω is a convex domain. If we take $f \in H^{\frac{3}{2}}(\partial\Omega)$, from elliptic theorem, then $F(\sigma, f) \in H^{\frac{1}{2}}(\partial\Omega)$. We also endow \mathcal{A} with the $H^1(\Omega)$ norm.

Let σ^{true} be the true conductivity we plan to reconstruct. Denote f_j the imposed voltage on the boundary, for $j = 1, \dots, M$ with M being the number of experiments. Let $g_j^{true} = F(\sigma^{true}, f_j)$ be the exact current flux on the boundary. In practice, we do not know g_j^{true} , and we only have the measured current flux on the boundary g_j^δ , which contains some noisy. So we have M pairs of the available data (f_j, g_j^δ) . The inverse problem we consider is to minimize the

functional

$$R(\sigma) = \frac{1}{2} \sum_{j=1}^M \|F(\sigma, f_j) - g_j^\delta\|_{L^2(\partial\Omega)}^2 + \frac{\alpha}{2} \|\sigma - \sigma^0\|_{H^1(\Omega)}^2 \quad (2.3)$$

over the admissible set \mathcal{A} . The first item describes the mismatch between model predictions and measurements. The second term is the regularization term, where $\alpha > 0$ is the regularization parameter and σ^0 is the initial guess of the true conductivity. The minimizer is considered as an approximation to the true conductivity.

2.1. Existence of the minimizer. We show that there exists at least one minimizer to the functional $R(\sigma)$. The proof is based on the continuity of $F(\sigma, f)$ for $\sigma \in \mathcal{A}$. The current literatures are mainly for the Neumann-to-Dirichlet map. Here we consider the Dirichlet-to-Neumann map. We need some regularity results for the solution to (2.1). From the standard elliptic theory, we first know that for $\sigma \in \mathcal{A}$ and $f \in H^{\frac{3}{2}}(\partial\Omega)$, we have $u \in H^2(\Omega)$ and

$$\|u\|_{H^2(\Omega)} \leq C \|f\|_{H^{\frac{3}{2}}(\partial\Omega)} \quad (2.4)$$

where C may depend on c_1 , c_2 , and N in \mathcal{A} , but is independent of u and f . Here and below we use C to denote such generic constants, and they may vary from line to line. We also need the following results of Meyers's reverse Hölder estimates [52, 29, 58]. This result is also used in [37].

Theorem 2.1. *Suppose that $0 < c_1 < \sigma < c_2$ in $\Omega \in \mathbb{R}^d$ ($d \geq 2$). Let $u \in H^1(\Omega)$ be a weak solution of*

$$\operatorname{div}(\sigma \nabla u) = \operatorname{div} \mathbf{G} + h \quad \text{in } \Omega.$$

Then there exists $p > 2$, depending on c_1 , c_2 and d , such that $u \in W^{1,p}(\Omega)$ and

$$\|u\|_{W^{1,p}(\Omega)} \leq C(\|u\|_{H^1(\Omega)} + \|\mathbf{G}\|_{L^p(\Omega)} + \|h\|_{L^p(\Omega)})$$

where C depends on c_1 , c_2 , Ω and p .

Applying Theorem 2.1 to the solution of (2.1), we know that $u \in W^{1,p}(\Omega)$ for some $p > 2$ and

$$\|u\|_{W^{1,p}(\Omega)} \leq C\|u\|_{H^1(\Omega)} \leq C\|f\|_{H^{\frac{1}{2}}(\partial\Omega)} \leq C\|f\|_{H^{\frac{3}{2}}(\partial\Omega)}. \quad (2.5)$$

Next we show $u \in W^{2,p}(\Omega)$. Denote $\mathbf{x} = (x_1, x_2, \dots, x_d)$ and $w = \frac{\partial u}{\partial x_i}$ for some $1 \leq i \leq d$. From $u \in H^2(\Omega)$ we know $w \in H^1(\Omega)$ and w satisfies

$$\operatorname{div}(\sigma \nabla w) = -\operatorname{div}\left(\frac{\partial \sigma}{\partial x_i} \nabla u\right) \quad \text{in } \Omega.$$

Applying Theorem 2.1 to the above equation, we obtain $w \in W^{1,p}(\Omega)$ and

$$\|w\|_{W^{1,p}(\Omega)} \leq C(\|w\|_{H^1(\Omega)} + \|\nabla u\|_{L^p(\Omega)}) \leq C(\|u\|_{H^2(\Omega)} + \|u\|_{W^{1,p}(\Omega)}) \leq C\|f\|_{H^{\frac{3}{2}}(\partial\Omega)}$$

where we use (2.4)(2.5) in the last step, and C also depends on N defined in the admissible set \mathcal{A} . Let i vary from 1 to d , we know $u \in W^{2,p}(\Omega)$ and

$$\|u\|_{W^{2,p}(\Omega)} \leq C\|f\|_{H^{\frac{3}{2}}(\partial\Omega)}. \quad (2.6)$$

Lemma 2.2. Suppose $\sigma \in \mathcal{A}$, $\sigma + \delta\sigma \in \mathcal{A}$ with $\delta\sigma = 0$ on $\partial\Omega$, and $f \in H^{\frac{3}{2}}(\partial\Omega)$. Let u be the solution of (2.1) and v be the solution of

$$\begin{cases} \operatorname{div}((\sigma + \delta\sigma)\nabla v) = 0 & \text{in } \Omega \\ v = f & \text{on } \partial\Omega. \end{cases}$$

We have the following estimates

$$\|v - u\|_{H^1(\Omega)} \leq C \|\delta\sigma\|_{L^2(\Omega)}^{1-\frac{2}{p}} \|f\|_{H^{\frac{1}{2}}(\partial\Omega)} \quad (2.7)$$

$$\|v - u\|_{H^2(\Omega)} \leq C \|\delta\sigma\|_{H_0^1(\Omega)}^{1-\frac{2}{p}} \|f\|_{H^{\frac{3}{2}}(\partial\Omega)} \quad (2.8)$$

where $p > 2$ from Theorem 2.1 and C may depend on c_1 , c_2 , N , Ω and p .

Proof: Clearly, $v - u$ satisfies

$$\begin{cases} \operatorname{div}(\sigma\nabla(v - u)) = -\operatorname{div}(\delta\sigma\nabla v) & \text{in } \Omega \\ v - u = 0 & \text{on } \partial\Omega. \end{cases}$$

From the standard elliptic theory, we have

$$\|v - u\|_{H^1(\Omega)} \leq C \|\delta\sigma\nabla v\|_{L^2(\Omega)}.$$

Applying the estimate (2.5) to v and using the Hölder inequality, we obtain

$$\|\delta\sigma\nabla v\|_{L^2(\Omega)} \leq \|\delta\sigma\|_{L^q(\Omega)} \|\nabla v\|_{L^p(\Omega)} \leq \|\delta\sigma\|_{L^q(\Omega)} \|f\|_{H^{\frac{1}{2}}(\partial\Omega)}$$

where $p > 2$ from Theorem 2.1 and $q > 2$ is such that $\frac{1}{p} + \frac{1}{q} = \frac{1}{2}$. From

$$\|\delta\sigma\|_{L^q(\Omega)} = \left(\int_{\Omega} |\delta\sigma|^{q-2} |\delta\sigma|^2 dx \right)^{\frac{1}{q}} \leq C \left(\int_{\Omega} |\delta\sigma|^2 dx \right)^{\frac{1}{q}} = C \|\delta\sigma\|_{L^2(\Omega)}^{1-\frac{2}{p}},$$

we then get (2.7).

From the standard elliptic theory, we also have

$$\|v - u\|_{H^2(\Omega)} \leq C \|\operatorname{div}(\delta\sigma\nabla v)\|_{L^2(\Omega)} \leq C \|\nabla\delta\sigma \cdot \nabla v\|_{L^2(\Omega)} + C \|\delta\sigma\Delta v\|_{L^2(\Omega)}.$$

Similarly, applying the estimate (2.5) to v , we obtain

$$\|\nabla\delta\sigma \cdot \nabla v\|_{L^2(\Omega)} \leq \|\nabla\delta\sigma\|_{L^q(\Omega)} \|\nabla v\|_{L^p(\Omega)} \leq C \|\nabla\delta\sigma\|_{L^q(\Omega)} \|f\|_{H^{\frac{3}{2}}(\partial\Omega)} \leq C \|\nabla\delta\sigma\|_{L^2(\Omega)}^{1-\frac{2}{p}} \|f\|_{H^{\frac{3}{2}}(\partial\Omega)},$$

and applying the estimate (2.6) to v , we obtain

$$\|\delta\sigma\Delta v\|_{L^2(\Omega)} \leq \|\delta\sigma\|_{L^q(\Omega)} \|\Delta v\|_{L^p(\Omega)} \leq C \|\delta\sigma\|_{L^q(\Omega)} \|f\|_{H^{\frac{3}{2}}(\partial\Omega)} \leq C \|\delta\sigma\|_{L^2(\Omega)}^{1-\frac{2}{p}} \|f\|_{H^{\frac{3}{2}}(\partial\Omega)}.$$

Hence (2.8) holds. \square

Theorem 2.3. There exists at least one minimizer to the functional $R(\sigma)$.

Proof: Since $R(\sigma)$ is nonnegative, there exists a minimizing sequence $\{\sigma_n\} \subset \mathcal{A}$ such that

$$R(\sigma_n) \rightarrow R := \liminf_{\sigma \in \mathcal{A}} R(\sigma) \quad \text{as } n \rightarrow \infty.$$

Clearly, $\sigma_n - \sigma_0$ is uniformly bounded in $H_0^1(\Omega)$. Thus, there exists a weakly convergent subsequence of $\{\sigma_n\}$, still denoted by $\{\sigma_n\}$, such that

$$\sigma_n \rightharpoonup \hat{\sigma} \text{ weakly in } H_0^1(\Omega) \text{ and } \|\hat{\sigma} - \sigma_0\|_{H_0^1(\Omega)} \leq \liminf_{n \rightarrow \infty} \|\sigma_n - \sigma_0\|_{H_0^1(\Omega)}. \quad (2.9)$$

From the compact Sobolev embedding $H_0^1(\Omega) \rightarrow L^2(\Omega)$, we have $\sigma_n \rightarrow \hat{\sigma}$ in $L^2(\Omega)$. Let \hat{u} and u_n be the solutions of (2.1) with $\sigma = \hat{\sigma}$ and $\sigma = \sigma_n$ ($n = 1, 2, \dots$). Applying (2.7) for $\sigma = \hat{\sigma}$ and $\delta\sigma = \sigma_n - \hat{\sigma}$, we have $\|u_n - \hat{u}\|_{H^1(\Omega)} \rightarrow 0$, that is,

$$u_n \rightarrow \hat{u} \text{ in } H_0^1(\Omega). \quad (2.10)$$

Applying (2.8), we then have

$$\|u_n - \hat{u}\|_{H^2(\Omega)} \leq C \|\sigma_n - \hat{\sigma}\|_{H_0^1(\Omega)}^{1-\frac{2}{p}} \|f\|_{H^{\frac{3}{2}}(\partial\Omega)}.$$

Since σ_n is uniformly bounded in $H^1(\Omega)$, from the above inequality, we know u_n is uniformly bounded in $H^2(\Omega)$. Thus, there exists a weakly convergent subsequence of $\{u_n\}$, still denoted by $\{u_n\}$, such that

$$u_n \rightharpoonup \hat{u} \text{ weakly in } H^2(\Omega).$$

From the compact Sobolev embedding $H^2(\Omega) \rightarrow H^1(\Omega)$, we have $u_n \rightarrow \hat{u}$ in $H^1(\Omega)$. In view of (2.10), we know $\hat{u} = \hat{u}$. So

$$u_n \rightharpoonup \hat{u} \text{ weakly in } H^2(\Omega).$$

The trace operator mapping from u to $\frac{\partial u}{\partial \nu}|_{\partial\Omega}$ is bounded from $H^2(\Omega)$ to $H^{\frac{1}{2}}(\partial\Omega)$. The embedding from $H^{\frac{1}{2}}(\partial\Omega)$ to $L^2(\partial\Omega)$ is compact, so we have

$$\frac{\partial u_n}{\partial \nu} \rightarrow \frac{\partial \hat{u}}{\partial \nu} \text{ in } L^2(\partial\Omega)$$

and hence

$$\|F(\sigma_n, f) - F(\hat{\sigma}, f)\|_{L^2(\partial\Omega)} = \|\sigma_n \frac{\partial u_n}{\partial \nu} - \hat{\sigma} \frac{\partial \hat{u}}{\partial \nu}\|_{L^2(\partial\Omega)} = \|\hat{\sigma} (\frac{\partial u_n}{\partial \nu} - \frac{\partial \hat{u}}{\partial \nu})\|_{L^2(\partial\Omega)} \rightarrow 0. \quad (2.11)$$

The existence of the minimizer then follows from the continuity of F and the weak lower semicontinuity of the norm. In fact, from (2.9)(2.11), we have $R(\hat{\sigma}) = R$.

2.2. Gauss-Newton method. To find the minimizer σ to $\min_{\sigma \in \mathcal{A}} R(\sigma)$, iterative methods are commonly used. In this work, we use the well-known Gauss-Newton method. The iterative procedure reads

$$\sigma^{k+1} = \sigma^k + \delta\sigma, \quad k = 0, 1, 2, \dots \quad (2.12)$$

with $\delta\sigma$ solving

$$D^2R(\sigma^k)\delta\sigma = -DR(\sigma^k) \quad (2.13)$$

where DR and D^2R are the first derivative operator and second derivative operator of R , respectively.

Next we derive the formulas for DR and D^2R in order to find the update $\delta\sigma$ in (2.13). We start with the derivative formulas related to the Dirichlet-to-Neumann operator $F(\sigma, \cdot)$ first. The

derivative formulas for Dirichlet-to-Neumann operator are similar to the derivative formulas for Neumann-to-Dirichlet operator. We introduce some notations. Let DF be the derivative of F with respect to σ , $(DF)^*$ and $(D^2F)^*$ be the adjoints of the first and second derivatives of F with respect to σ . We use $(\cdot, \cdot)_{H^1(\Omega)}$, $(\cdot, \cdot)_\Omega = (\cdot, \cdot)_{L^2(\Omega)}$, and $\langle \cdot, \cdot \rangle_{\partial\Omega} = \langle \cdot, \cdot \rangle_{L^2(\partial\Omega)}$ to denote the inner products on $H^1(\Omega)$, $L^2(\Omega)$, and $L^2(\partial\Omega)$. Let Id be the identity operator on $L^2(\Omega)$.

Lemma 2.4. *Suppose $\sigma \in \mathcal{A}$, $\sigma + \delta\sigma \in \mathcal{A}$ with $\delta\sigma = 0$ on $\partial\Omega$, and $f \in H^{\frac{3}{2}}(\partial\Omega)$. We have $DF(\sigma, f) : H_0^1(\Omega) \rightarrow H^{\frac{1}{2}}(\partial\Omega) \subset L^2(\partial\Omega)$ is given by*

$$DF(\sigma, f)(\delta\sigma) = \sigma \frac{\partial \delta u}{\partial \nu} \Big|_{\partial\Omega} \quad (2.14)$$

where δu is the solution of

$$\begin{cases} \operatorname{div}(\sigma \nabla \delta u) = -\operatorname{div}(\delta\sigma \nabla u) & \text{in } \Omega \\ \delta u = 0 & \text{on } \partial\Omega \end{cases} \quad (2.15)$$

with u being the solution of (2.1).

Proof : Let \tilde{u} be the solution of

$$\begin{cases} \operatorname{div}((\sigma + \varepsilon \delta\sigma) \nabla \tilde{u}) = 0 & \text{in } \Omega \\ \tilde{u} = f & \text{on } \partial\Omega. \end{cases} \quad (2.16)$$

Then

$$F(\sigma + \varepsilon \delta\sigma, f) = (\sigma + \varepsilon \delta\sigma) \frac{\partial \tilde{u}}{\partial \nu} \Big|_{\partial\Omega} = \sigma \frac{\partial \tilde{u}}{\partial \nu} \Big|_{\partial\Omega},$$

where we use $\delta\sigma = 0$ on $\partial\Omega$ in the last step.

Denote

$$\delta u = \lim_{\varepsilon \rightarrow 0} \frac{\tilde{u} - u}{\varepsilon}.$$

Direct computation shows

$$\begin{aligned} DF(\sigma, f)(\delta\sigma) &= \frac{d}{d\varepsilon} F(\sigma + \varepsilon \delta\sigma, f) \Big|_{\varepsilon=0} = \lim_{\varepsilon \rightarrow 0} \frac{F(\sigma + \varepsilon \delta\sigma, f) - F(\sigma, f)}{\varepsilon} \\ &= \lim_{\varepsilon \rightarrow 0} \frac{\sigma \frac{\partial \tilde{u}}{\partial \nu} - \sigma \frac{\partial u}{\partial \nu}}{\varepsilon} \Big|_{\partial\Omega} = \lim_{\varepsilon \rightarrow 0} \sigma \frac{\partial}{\partial \nu} \left(\frac{\tilde{u} - u}{\varepsilon} \right) \Big|_{\partial\Omega} = \sigma \frac{\partial \delta u}{\partial \nu} \Big|_{\partial\Omega}. \end{aligned}$$

Next we show that δu satisfies (2.15). From (2.1)(2.16), clearly $\delta u = 0$ on $\partial\Omega$, and by taking the difference of these two equations in Ω we have

$$\operatorname{div}(\sigma \nabla (\tilde{u} - u)) = -\varepsilon \operatorname{div}(\delta\sigma \nabla \tilde{u}).$$

So

$$\begin{aligned} \operatorname{div}(\sigma \nabla (\frac{\tilde{u} - u}{\varepsilon})) &= -\operatorname{div}(\delta\sigma \nabla \tilde{u}) = -\operatorname{div}(\delta\sigma \nabla (\tilde{u} - u)) - \operatorname{div}(\delta\sigma \nabla u) \\ &= -\varepsilon \operatorname{div}(\delta\sigma \nabla (\frac{\tilde{u} - u}{\varepsilon})) - \operatorname{div}(\delta\sigma \nabla u). \end{aligned}$$

Letting $\varepsilon \rightarrow 0$ we know δu satisfies (2.15).

Lemma 2.5. Suppose $\sigma \in \mathcal{A}$ and $f \in H^{\frac{3}{2}}(\partial\Omega)$. We have $(DF)^*(\sigma, f) : H^{\frac{1}{2}}(\partial\Omega) \subset L^2(\partial\Omega) \rightarrow H_0^1(\Omega)$ is given by

$$(DF)^*(\sigma, f)(\varphi) = w \quad (2.17)$$

where w is the solution of

$$\begin{cases} -\Delta w + w = \nabla u \cdot \nabla u^* & \text{in } \Omega \\ w = 0 & \text{on } \partial\Omega \end{cases} \quad (2.18)$$

with u^* being the solution of

$$\begin{cases} \operatorname{div}(\sigma \nabla u^*) = 0 & \text{in } \Omega \\ u^* = \varphi & \text{on } \partial\Omega \end{cases} \quad (2.19)$$

and u being the solution of (2.1).

Proof: For any $\delta\sigma \in H_0^1(\Omega)$, from (2.14) and the boundary condition in (2.19), we have

$$(\delta\sigma, (DF)^*(\sigma, f)\varphi)_{H^1(\Omega)} = \langle DF(\sigma, f)\delta\sigma, \varphi \rangle_{L^2(\partial\Omega)} = \int_{\partial\Omega} \sigma \frac{\partial \delta u}{\partial \nu} u^* ds. \quad (2.20)$$

Next we show that

$$\int_{\partial\Omega} u^* \sigma \frac{\partial \delta u}{\partial \nu} ds = \int_{\Omega} \delta\sigma \nabla u \cdot \nabla u^* dx. \quad (2.21)$$

Multiplying u^* to both sides of the equation (2.15) in Ω and integrating by parts, we have

$$\int_{\partial\Omega} u^* \sigma \frac{\partial \delta u}{\partial \nu} ds - \int_{\Omega} \sigma \nabla \delta u \cdot \nabla u^* dx = - \int_{\partial\Omega} u^* \delta\sigma \frac{\partial u}{\partial \nu} ds + \int_{\Omega} \delta\sigma \nabla u \cdot \nabla u^* dx. \quad (2.22)$$

Since $\delta\sigma = 0$ on $\partial\Omega$, the first term on the right hand side of (2.22) is 0. Multiplying δu to both sides of the equation (2.19) in Ω and integrating by parts, we have

$$\int_{\partial\Omega} \delta u \sigma \frac{\partial u^*}{\partial \nu} ds - \int_{\Omega} \sigma \nabla u^* \cdot \nabla \delta u dx = 0.$$

In view of $\delta u = 0$ in $\partial\Omega$, we know that $\int_{\Omega} \sigma \nabla \delta u \cdot \nabla u^* dx = 0$, that is, the second term on the left hand side of (2.22) is also 0. So (2.21) holds.

From (2.20)(2.21), we have

$$(\delta\sigma, w)_{H^1(\Omega)} = (\delta\sigma, (DF)^*(\sigma, f)\varphi)_{H^1(\Omega)} = (\delta\sigma, \nabla u \cdot \nabla u^*)_{L^2(\Omega)},$$

that is,

$$\int_{\Omega} (\delta\sigma w + \nabla \delta\sigma \cdot \nabla w) dx = \int_{\Omega} \delta\sigma \nabla u \cdot \nabla u^* dx.$$

Hence w is the solution of (2.18).

Remark 2.6. w is known as the Sobolev gradient (see, for example [55, 37]). The regularity requirement for the conductivity in the admissible set is also used here.

After getting the derivatives formulas related to F , we now study the formulas for DR and D^2R .

Lemma 2.7. *The first and second derivatives of R of (2.3) are*

$$DR(\sigma) = \sum_{j=1}^M (DF)^*(\sigma, f_j)(F(\sigma, f_j) - g_j^\delta) + \alpha(Id - \Delta)(\sigma - \sigma^0) \quad (2.23)$$

and

$$D^2R(\sigma) = \sum_{j=1}^M \left[(DF)^*(\sigma, f_j)DF(\sigma, f_j) + (D^2F)^*(\sigma, f_j)(F(\sigma, f_j) - g_j^\delta) \right] + \alpha(Id - \Delta), \quad (2.24)$$

respectively.

Proof : We directly compute the derivative of R at σ in the direction $\delta\sigma$. From (2.3) we know

$$\begin{aligned} R(\sigma + \varepsilon\delta\sigma) &= \frac{1}{2} \sum_{j=1}^M \langle F(\sigma + \varepsilon\delta\sigma, f_j) - g_j^\delta, F(\sigma + \varepsilon\delta\sigma, f_j) - g_j^\delta \rangle_{\partial\Omega} \\ &\quad + \frac{\alpha}{2} (\sigma + \varepsilon\delta\sigma - \sigma^0, \sigma + \varepsilon\delta\sigma - \sigma^0)_\Omega + \frac{\alpha}{2} (\nabla(\sigma + \varepsilon\delta\sigma - \sigma^0), \nabla(\sigma + \varepsilon\delta\sigma - \sigma^0))_\Omega. \end{aligned}$$

So

$$\begin{aligned} DR(\sigma)(\delta\sigma) &= \frac{d}{d\varepsilon} R(\sigma + \varepsilon\delta\sigma) \Big|_{\varepsilon=0} \\ &= \frac{1}{2} \sum_{j=1}^M \left(\langle DF(\sigma, f_j)\delta\sigma, F(\sigma, f_j) - g_j^\delta \rangle_{\partial\Omega} + \langle F(\sigma, f_j) - g_j^\delta, DF(\sigma, f_j)\delta\sigma \rangle_{\partial\Omega} \right) \\ &\quad + \frac{\alpha}{2} \left((\delta\sigma, \sigma - \sigma^0)_\Omega + (\sigma - \sigma^0, \delta\sigma)_\Omega \right) + \frac{\alpha}{2} \left((\nabla\delta\sigma, \nabla(\sigma - \sigma^0))_\Omega + (\nabla(\sigma - \sigma^0), \nabla\delta\sigma)_\Omega \right) \\ &= \sum_{j=1}^M \langle F(\sigma, f_j) - g_j^\delta, DF(\sigma, f_j)\delta\sigma \rangle_{\partial\Omega} + \alpha(\sigma - \sigma^0, \delta\sigma)_\Omega + \alpha(\nabla(\sigma - \sigma^0), \nabla\delta\sigma)_\Omega \quad (2.25) \\ &= \sum_{j=1}^M \left((DF)^*(\sigma, f_j)(F(\sigma, f_j) - g_j^\delta), \delta\sigma \right)_\Omega + \alpha(\sigma - \sigma^0, \delta\sigma)_\Omega + \alpha(-\Delta(\sigma - \sigma^0), \delta\sigma)_\Omega, \end{aligned}$$

where we use the integration by part for the last term in (2.25) and $\delta\sigma = 0$ on the boundary. So (2.23) holds.

We then compute the bilinear second derivative of R at σ in the direction $\delta\sigma$. From (2.25) we know

$$\begin{aligned} DR(\sigma + \varepsilon\delta\sigma)(\delta\sigma) &= \sum_{j=1}^M \langle F(\sigma + \varepsilon\delta\sigma, f_j) - g_j^\delta, DF(\sigma + \varepsilon\delta\sigma, f_j)\delta\sigma \rangle_{\partial\Omega} \\ &\quad + \alpha(\sigma + \varepsilon\delta\sigma - \sigma^0, \delta\sigma)_\Omega + \alpha(\nabla(\sigma + \varepsilon\delta\sigma - \sigma^0), \nabla\delta\sigma)_\Omega. \end{aligned}$$

So

$$\begin{aligned}
D^2R(\sigma)(\delta\sigma, \delta\sigma) &= \frac{d}{d\varepsilon} DR(\sigma + \varepsilon\delta\sigma)\delta\sigma|_{\varepsilon=0} \\
&= \sum_{j=1}^M \left(\langle DF(\sigma, f_j)\delta\sigma, DF(\sigma, f_j)\delta\sigma \rangle_{\partial\Omega} + \langle F(\sigma, f_j) - g_j^\delta, D^2F(\sigma, f_j)(\delta\sigma, \delta\sigma) \rangle_{\partial\Omega} \right) \\
&\quad + \alpha(\delta\sigma, \delta\sigma)_\Omega + \alpha(\nabla\delta\sigma, \nabla\delta\sigma)_\Omega \\
&= \sum_{j=1}^M \left(\langle (DF)^*(\sigma, f_j)DF(\sigma, f_j)\delta\sigma, \delta\sigma \rangle_{\partial\Omega} + \langle (D^2F)^*(\sigma, f_j)(F(\sigma, f_j) - g_j^\delta), \delta\sigma \rangle_{\partial\Omega} \right) \\
&\quad + \alpha(\delta\sigma, \delta\sigma)_\Omega + \alpha(-\Delta\delta\sigma, \delta\sigma)_\Omega,
\end{aligned}$$

which proves (2.24). \square

Now we can apply the formulas (2.23), (2.24) to compute $\delta\sigma$ in (2.13). For simplicity, we also ignore the term $(D^2F)^*$ in D^2R and solve the following linear equation without second derivative

$$\begin{aligned}
&\left(\sum_{j=1}^M (DF)^*(\sigma^k, f_j)DF(\sigma^k, f_j) + \alpha(Id - \Delta) \right) \delta\sigma \\
&= - \sum_{j=1}^M (DF)^*(\sigma^k, f_j)(F(\sigma^k, f_j) - g_j^\delta) - \alpha(Id - \Delta)(\sigma^k - \sigma^0). \tag{2.26}
\end{aligned}$$

We will use the conjugate gradient method (see, for example [27]) to solve (2.26). Typically this method only needs a small number of iteration steps by generating orthogonal residuals. The conjugate gradient methods for EIT related problems are studied in [32, 48, 49] and the references therein.

3. THE MD-LDG METHOD

In this section, we introduce the numerical methods to solve the forward elliptic equations, especially, to solve (2.14) and (2.17). The minimal dissipation local discontinuous Galerkin method (MD-LDG) [17] is used to solve all the partial differential equations in each iteration step. MD-LDG method is a special LDG method for which the stabilization parameters are taken to be identically zero on all interior faces.

Since our numerical examples are in two dimension, let us illustrate the MD-LDG formulation on the model problem on the domain $\Omega \in \mathbb{R}^2$. We remark that the formulation of MD-LDG in higher dimension is similar.

$$\begin{cases} \operatorname{div}(\sigma(x, y)\nabla u) = -r(x, y) & \text{in } \Omega \\ u = b(x, y) & \text{on } \partial\Omega \end{cases} \tag{3.1}$$

where $\sigma(x, y) \in L^\infty(\Omega)$ satisfying $0 < c_1 < \sigma(x, y) < c_2$, $r(x, y) \in L^2(\Omega)$ and $b(x, y) \in L^2(\partial\Omega)$.

In order to define the LDG method, we rewrite (3.1) into a system of the first order equations

$$\begin{aligned} \sigma(x, y)^{-1}\mathbf{q} &= \nabla u \\ \nabla \cdot \mathbf{q} &= -r(x, y) \end{aligned} \tag{3.2}$$

where $\mathbf{q} = (q_1, q_2)$ is a vector function. Then we introduce the finite element spaces associated to the triangulation $\Omega_h = \{K\}$ of Ω of shape-regular tetrahedra K . We set

$$V_h = \{v \in L^2(\Omega) : v|_K \in P^k(K), \forall K \in \Omega_h\}$$

$$\mathbf{W}_h = \{\mathbf{w} \in L^2(\Omega) : \mathbf{w}|_K \in [P^k(K)]^2, \forall K \in \Omega_h\}$$

where $P^k(K)$ denotes the set of all polynomials of degree at most k on K . LDG method is to find $u_h \in V_h$ and $\mathbf{q}_h \in \mathbf{W}_h$ such that for all $K \in \Omega_h$ and all test functions $v \in V_h$ and $\mathbf{w} \in \mathbf{W}_h$ we have

$$\int_K \sigma(x, y)^{-1} \mathbf{q}_h \cdot \mathbf{w} \, dx dy + \int_K u_h \nabla \cdot \mathbf{w} \, dx dy - \int_{\partial K} \hat{u}_h \mathbf{n}_K \cdot \mathbf{w} \, dS = 0 \quad (3.3)$$

$$\int_K \mathbf{q}_h \cdot \nabla v \, dx dy - \int_{\partial K} \hat{\mathbf{q}}_h \cdot \mathbf{n}_K v \, dS - \int_K r(x, y) v \, dx dy = 0 \quad (3.4)$$

where \mathbf{n}_K is the outward normal unit vector to the ∂K .

Next we define the numerical fluxes \hat{u}_h and $\hat{\mathbf{q}}_h$. For a scalar valued function u , we define the average $\{u\}$ and the jump $[[u]]$ as follows. Let e be an interior edge shared by elements K_1 and K_2 . Define the unit normal vectors \mathbf{n}_1 and \mathbf{n}_2 on e pointing exterior to K_1 and K_2 , respectively. With $u_i := u|_{\partial K_i}$, we set

$$\{u\} = \frac{1}{2}(u_1 + u_2), \quad [[u]] = u_1 \mathbf{n}_1 + u_2 \mathbf{n}_2.$$

For a vector-valued function \mathbf{q} , we define \mathbf{q}_1 and \mathbf{q}_2 analogously and set

$$\{\mathbf{q}\} = \frac{1}{2}(\mathbf{q}_1 + \mathbf{q}_2), \quad [[\mathbf{q}]] = \mathbf{q}_1 \cdot \mathbf{n}_1 + \mathbf{q}_2 \cdot \mathbf{n}_2.$$

We do not require either of the quantities $\{u\}$ or $[[\mathbf{q}]]$ on boundary edges, and we leave them undefined. The fluxes are chosen as follows:

$$\begin{aligned} \hat{u}_h &= u_h - \boldsymbol{\beta} \cdot [[u]], & \text{on } \Gamma^0, \\ \hat{u}_h &= b, & \text{on } \partial\Omega, \end{aligned}$$

and

$$\begin{aligned} \hat{\mathbf{q}}_h &= \mathbf{q}_h + \boldsymbol{\beta} [[\mathbf{q}]], & \text{on } \Gamma^0, \\ \hat{\mathbf{q}}_h &= \mathbf{q}_h, & \text{on } \Gamma^0 \cap \Gamma^-, \\ \hat{\mathbf{q}}_h &= \mathbf{q}_h + \alpha(u_h - b)\mathbf{n}, & \text{on } \Gamma^0 \cap \Gamma^+, \end{aligned}$$

where $\boldsymbol{\beta} \cdot \mathbf{n}_K(e) = \frac{1}{2} \text{sign}(\mathbf{v} \cdot \mathbf{n}_K(e))$ and \mathbf{v} is any nonzero piecewise constant vector. Γ denotes the union of the boundaries of the element K of Ω_h and Γ^0 denotes the interior boundaries $\Gamma^0 := \Gamma \setminus \partial\Omega$.

$$\Gamma^- = \{e \in \Gamma : \mathbf{v} \cdot \mathbf{n}_e < 0\}, \quad \Gamma^+ = \Gamma \setminus \Gamma^-.$$

The stabilization parameter α is chosen as $\mathcal{O}(1/h)$.

We refer the error estimate results and proofs in [17].

Theorem 3.1. *Suppose that Ω is convex and that the exact solution (\mathbf{q}, u) of (3.1) belongs to $\mathbf{H}^r(\Omega_h) \times H^{r+1}(\Omega_h)$, for some $r \in [1, k]$. Let $(\mathbf{q}_h, u_h) \in \mathbf{W}_h \times V_h$ be the approximated solution by MD-LDG defined above, then we have*

$$\|\mathbf{q} - \mathbf{q}_h\|_{L^2(\Omega_h)} \leq C_1(\mathbf{q}, u) h^r, \quad (3.5)$$

$$\|u - u_h\|_{L^2(\Omega_h)} \leq C_2(\mathbf{q}, u)h^{r+1}, \quad (3.6)$$

where C_1 and C_2 are dependent of \mathbf{q} and u but independent of h .

The order of convergence of the solution u by LDG with P^k polynomial space is order $k + 1$ which is optimal. The order of convergence of \mathbf{q} is of order k (except in 1D, it is of order $k + 1$).

Remark 3.2. *There are different ways of defining \mathbf{q} in LDG method in (3.2). Our definition is natural because of the Dirichlet-to-Neumann map in (2.2).*

4. NUMERICAL ALGORITHMS

In this section we precisely describe our numerical algorithms. The Gauss-Newton method is used to find the minimizer of (2.3). The iteration reads (2.12), which is the outer iteration. In each iteration, from the analysis in Section 2, we need to solve (2.26). It will be solved by conjugate gradient algorithm, which is the inner iteration.

4.1. The Gauss-Newton algorithm. We describe the initialization, stopping criterion and the iteration steps for (2.12).

Initialization:

Given an initial guess for conductivity σ^0 . Given M measurements of voltage on the boundary f_j , $j = 1, \dots, M$. The exact current flux $g_j^{true} = \sigma^{true} \frac{\partial u_j}{\partial \nu}|_{\partial \Omega}$ are precomputed from

$$\begin{cases} \operatorname{div}(\sigma^{true} \nabla u_j) = 0 & \text{in } \Omega \\ u_j = f_j & \text{on } \partial \Omega \end{cases} \quad (4.1)$$

by MD-LDG on a fine mesh.

We add the noise to the exact current flux in the following way

$$g_j^\delta = g_j^{true} + \varepsilon |g_j^{true}| \xi_j, \quad j = 1, \dots, M \quad (4.2)$$

where ξ_j follow the standard normal distribution.

Stopping criterion:

The iteration will be stopped when the error between the computed data and the measured data reaches the noisy level. More precisely, let δ be the L^2 norm of the noise level on the boundary

$$\sum_{j=1}^M \|g_j^\delta - g_j^{true}\|_{L^2(\partial \Omega)} \leq \delta.$$

The iteration will be stopped when $\sum_{j=1}^M \|F(\sigma^k, f_j) - g_j^\delta\|_{L^2(\partial \Omega)}$ reaches the order of δ . We choose $\tau > 1$ and stop the iteration at the first occurrence of k such that

$$\sum_{j=1}^M \|F(\sigma^k, f_j) - g_j^\delta\|_{L^2(\partial \Omega)} \leq \tau \delta.$$

We will discuss τ in the next subsection.

Algorithm:

Set $k = 0$. Input a constant $\tau > 1$ and a maximum number of iterations MaxOut. Start the iteration to solve for σ .

While $\left(\sum_{j=1}^M \|F(\sigma^k, f_j) - g_j^\delta\|_{L^2(\partial\Omega)} > \tau\delta \text{ and } k < \text{MaxOut} \right)$ do

(1) Solve the following linear equation for $\delta\sigma$ using the conjugate gradient method:

$$\begin{aligned} & \left(\sum_{j=1}^M (DF)^*(\sigma^k, f_j) DF(\sigma^k, f_j) + \alpha(Id - \Delta) \right) \delta\sigma \\ &= - \sum_{j=1}^M (DF)^*(\sigma^k, f_j) (F(\sigma^k, f_j) - g_j^\delta) - \alpha(Id - \Delta)(\sigma^k - \sigma^0). \end{aligned} \quad (4.3)$$

(2) Set $\sigma^{k+1} = \sigma^k + \delta\sigma$.

(3) Set $k = k + 1$.

We obtain $\sigma = \sigma^k$.

4.2. The conjugate gradient algorithm. We use the conjugate gradient method to solve the linear equation (4.3).

Initialization:

Denote the right hand side of (4.3) as

$$r_0 = - \sum_{j=1}^M (DF)^*(\sigma^k, f_j) (F(\sigma^k, f_j) - g_j^\delta) - \alpha(Id - \Delta)(\sigma^k - \sigma^0),$$

where $(DF)^*$ is defined in Lemma 2.5, and (2.17) in Lemma 2.5 is solved by MD-LDG.

Given an initial guess $(\delta\sigma)_0 = 0$. Set the initial direction $p_0 = r_0$.

Stopping criterion: The iteration will be stopped when the relative residual is smaller than a given tolerance ρ ($0 < \rho < 1$). More precisely, we stop the iteration at the first occurrence of l such that

$$\sum_{j=1}^M \|g_j^\delta - F(\sigma^k, f_j) - DF(\sigma^k, f_j)(\delta\sigma)_l\|_{L^2(\partial\Omega)} < \rho \sum_{j=1}^M \|g_j^\delta - F(\sigma^k, f_j)\|_{L^2(\partial\Omega)}.$$

We also required $\rho^2\tau > 2$ as in [32]. In this paper we fixed $\tau = 3$ and $\rho = 0.9$. We would like to point out that it is not our purpose to choose the optimal numbers for ρ and τ .

Algorithm:

Set $l = 0$. Input a constant ρ and a maximum number of iterations MaxInn. Start the iteration to solve for $\delta\sigma$.

While $\left(\sum_{j=1}^M \|g_j^\delta - F(\sigma^k, f_j) - DF(\sigma^k, f_j)(\delta\sigma)_l\|_{L^2(\partial\Omega)} \geq \rho \sum_{j=1}^M \|g_j^\delta - F(\sigma^k, f_j)\|_{L^2(\partial\Omega)} \text{ and } l < \text{MaxInn} \right)$ do

(1) Set

$$\alpha_l = \frac{\|r_{l-1}\|_{L^2(\Omega)}^2}{\sum_{j=1}^M \|DF(\sigma^k, f_j)p_{l-1}\|_{L^2(\Omega)}^2 + \alpha\|p_{l-1}\|_{L^2(\Omega)}^2 + \alpha\|\nabla p_{l-1}\|_{L^2(\Omega)}^2},$$

where DF is defined in Lemma 2.4, and (2.14) in Lemma 2.4 is solved by MD-LDG.

(2) Set $(\delta\sigma)_l = (\delta\sigma)_{l-1} + \alpha_l p_{l-1}$.

(3) Set

$$r_l = r_{l-1} - \alpha_l \left(\sum_{j=1}^M (DF)^*(\sigma^k, f_j) DF(\sigma^k, f_j) + \alpha (Id - \Delta) \right) p_{l-1}.$$

(4) Set $\beta_l = \frac{\|r_l\|_{L^2(\Omega)}^2}{\|r_{l-1}\|_{L^2(\Omega)}^2}$.

(5) Set $p_l = r_l + \beta_l p_{l-1}$.

(6) Set $l = l + 1$.

We obtain $\delta\sigma = (\delta\sigma)_l$.

5. NUMERICAL RESULTS

In this section, we will present several numerical experiments to demonstrate the performance of the proposed numerical reconstruction method. We first test our MD-LDG method for the forward problem. Then we apply MD-LDG method as the forward solver to solve the iterative inverse problem. In the numerical reconstructions, we use the following 4 measurements

$$f_1 = \sin(x + y), \quad f_2 = \cos(x + y), \quad f_3 = \sin 2(x + y), \quad f_4 = \cos 2(x + y). \quad (5.1)$$

It is naturally to choose the linearly independent sine and cosine functions as the measurements functions f_j . Note that more measurements may produce better results, but more computational cost.

5.1. Example 5.1: Convergence of forward problem. In the first example, we would like to test the convergence of our MD-LDG as the forward solver for (3.1). The convergence of MD-LDG for (3.1) is well known in the literature. We choose the exact solution $u = \sin(x + y)$ and the coefficient $\sigma = e^{-(x^2+y^2)}$. The computational domain is a square $[0, 1] \times [0, 1]$. The right hand side $r(x, y)$ and the boundary $b(x, y)$ in (3.1) are provided from the calculation of u . We use the MD-LDG with P^2 polynomial space. Table 4 showed the L^2 -errors and orders of accuracy of u , $\sigma \frac{\partial u}{\partial \nu}$ (in this example $\sigma u_x = \sigma u_y$). We can see third order convergence for u and second order for $\sigma \frac{\partial u}{\partial \nu}$. This is confirmed with the optimal convergence for u and suboptimal convergence for \mathbf{q} in Theorem 3.1.

5.2. Example 5.2: Reconstruction of EIT: one smooth blob. We consider a 2D problem on the domain $\Omega = [-1, 1] \times [-1, 1]$. The true conductivity is given by $\sigma(x) = \sigma_0(x) + e^{-8(x^2+(y-0.55)^2)}$ with the background conductivity $\sigma_0 = 1$, same as [39].

The figure of the true conductivity is shown in Fig. 1. It has a smooth blob centered at $(0, 0.55)$ with zeros on the boundaries. We consider three levels of data noise $\varepsilon = 0\%$ (no noise), $\varepsilon = 0.1\%$ and $\varepsilon = 1\%$. We perform our numerical methods by MD-LDG with P^2 polynomial space on rectangular meshes. The regularization parameter α is first chosen to be 10^{-8} . The choice of different α will be discussed afterwards. Figs. 2, Figs. 3 and Figs. 4 show the computed conductivity with data noise $\varepsilon = 0\%$, $\varepsilon = 0.1\%$ and $\varepsilon = 1\%$ respectively. In all sets of figures, the mesh sizes are 16×16 (degree of freedom (DOF) 1536), 32×32 (DOF 6144) and 64×64 (DOF

TABLE 1. Example 5.1: L^2 -errors and orders of accuracy of MD-LDG P^2 .

N	u		$\sigma \frac{\partial u}{\partial \nu}$	
	error	order	error	order
8×8	2.66E-05	—	1.23E-04	—
16×16	3.22E-06	3.05	1.82E-05	2.75
32×32	3.98E-07	3.01	2.86E-06	2.68
64×64	4.94E-08	3.01	4.70E-07	2.60

TABLE 2. Example 5.2: The heights of the computed conductivity

N	$\varepsilon = 0\%$	$\varepsilon = 0.1\%$	$\varepsilon = 1\%$
16×16	1.682	1.681	1.668
32×32	1.763	1.758	1.695
64×64	1.800	1.790	1.715

24576) from left to right. From the figures, we can see that the recoveries in all meshes capture the location and shape of the blob. The heights of computed conductivities using different mesh with different noise are listed in Table 2 (Note: the heights are measured by maximum value of the conductivity at the centers of all cells). The true conductivity has a height of 2. We can see for the same level of noise, the finer the mesh is, the higher the height of the blob can be captured and more accurate the approximation is. The differences between the computed and the measured data $\sum_{j=1}^M \|F(\sigma^{computed}, f_j) - g_j^\delta\|_{L^2(\partial\Omega)}$ are listed in Table 3. As the mesh is refining, the difference becomes smaller. In general, the results of the small noise are better than the results of big noise for the same mesh. Our results using similar DOF are comparable as the adaptive results in [39] (Note that the minimization problem is not the same).

We would like to mention that the proposed method is not sensitive to the regularization parameter α . In Fig. 5, we show the reconstructions for six different orders of magnitude $\alpha = 10^{-4}, 10^{-5}, 10^{-6}, 10^{-7}, 10^{-8}$ and $\alpha = 0$. We can see that the reconstructions change slightly as the regularization parameter varies. Nonetheless, the overall structure of the reconstructions in terms of conductivity magnitude and center locations remains fairly stable. From this experiment, we notice that smaller α gives slightly better results with higher height of the blob and smaller error of conductivity. The results of $\alpha = 10^{-8}$ and $\alpha = 0$ are distinguishable. Thus, we will use $\alpha = 10^{-8}$ for all the following examples throughout the paper. We would like to remark that although we do not see any instability with zero regularization in this particular example, from the analysis we do need a small positive α for stability and convergence.

5.3. Example 5.3: Reconstruction of EIT: two smooth blobs. The third example is also a 2D problem on the domain $\Omega = [-1, 1] \times [-1, 1]$. The true conductivity is given by

TABLE 3. Example 5.2: The difference between the computed and the measured data $\sum_{j=1}^M \|F(\sigma^{computed}, f_j) - g_j^\delta\|_{L^2(\partial\Omega)}$

N	$\varepsilon = 0\%$	$\varepsilon = 0.1\%$	$\varepsilon = 1\%$
16×16	7.74E-2	7.80E-2	1.10E-1
32×32	2.74E-2	2.87E-2	8.89E-2
64×64	7.18E-3	1.10E-2	8.08E-2

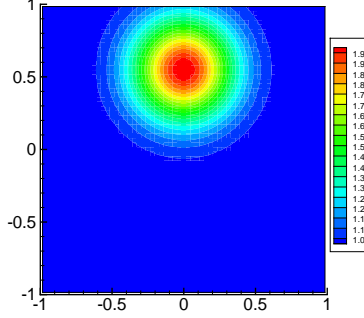


FIGURE 1. Example 5.2: true conductivity.

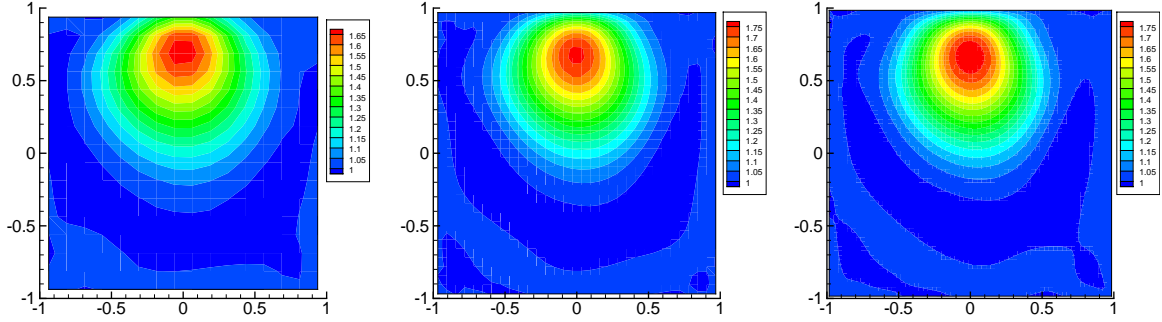


FIGURE 2. Example 5.2: computed conductivity with data noise $\varepsilon = 0\%$. Left: 16×16 ; Middle: 32×32 ; Right: 64×64 .

$\sigma(x) = \sigma_0(x) + e^{-20((x+0.7)^2+y^2)} + e^{-20(x^2+(y-0.7)^2)}$ with the background conductivity $\sigma_0 = 1$, same as [39].

The figure of true conductivity is shown in Fig. 6. It contains two neighboring smooth blobs centered at $(-0.7, 0)$ and $(0, 0.7)$. We consider two levels of data noise $\varepsilon = 0.1\%$ and $\varepsilon = 1\%$ and numerical results are computed by MD-LDG with P^2 polynomial space on rectangular meshes. Figs. 7 and Figs. 8 show the computed conductivity with data noise $\varepsilon = 0.1\%$ and $\varepsilon = 1\%$ respectively. In both sets of figures, the mesh sizes are 16×16 , 32×32 and 64×64 from left to

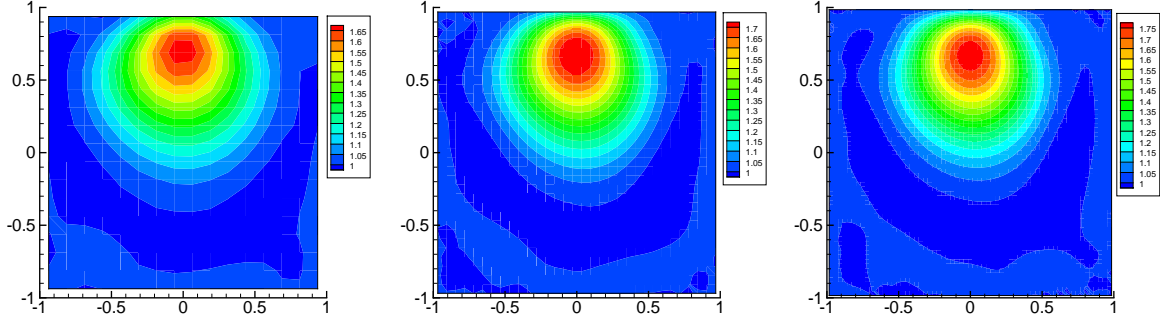


FIGURE 3. Example 5.2: computed conductivity with data noise $\varepsilon = 0.1\%$. Left: 16×16 ; Middle: 32×32 ; Right: 64×64 .

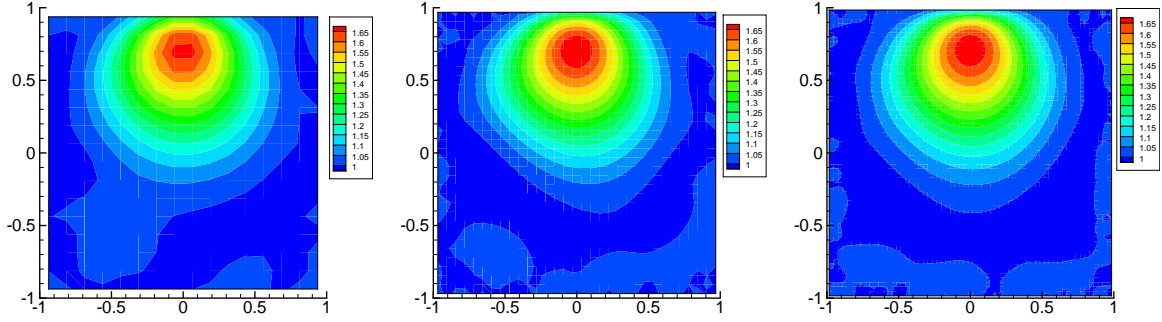


FIGURE 4. Example 5.2: computed conductivity with data noise $\varepsilon = 1\%$. Left: 16×16 ; Middle: 32×32 ; Right: 64×64 .

right. From all the figures, we can see that the recoveries capture the location and shape of the two blobs very well. The two blobs are well captured and separated.

5.4. Reconstruction of EIT: discontinuous background. In this subsection, we consider the true conductivity with discontinuities. Although in our analysis we require $\sigma \in W^{1,\infty}(\Omega)$, computationally, we find that our methods work well if only required $\sigma \in L^\infty(\Omega)$.

5.4.1. Example 5.4.1: Convergence of forward problem with discontinuous coefficients. We will first test the convergence of our MD-LDG as the forward solver for model equation (3.1) with discontinuous coefficients. LDG (including MD-LDG) has the ability to deal with discontinuous coefficients as long as the mesh is align with the discontinuous interface.

We take the example from [34]. The computational domain is a square $[0, 1] \times [0, 1]$. The coefficient σ is a piecewise constant

$$\sigma = \begin{cases} 1, & x < 0.5 \\ 10, & x > 0.5. \end{cases} \quad (5.2)$$

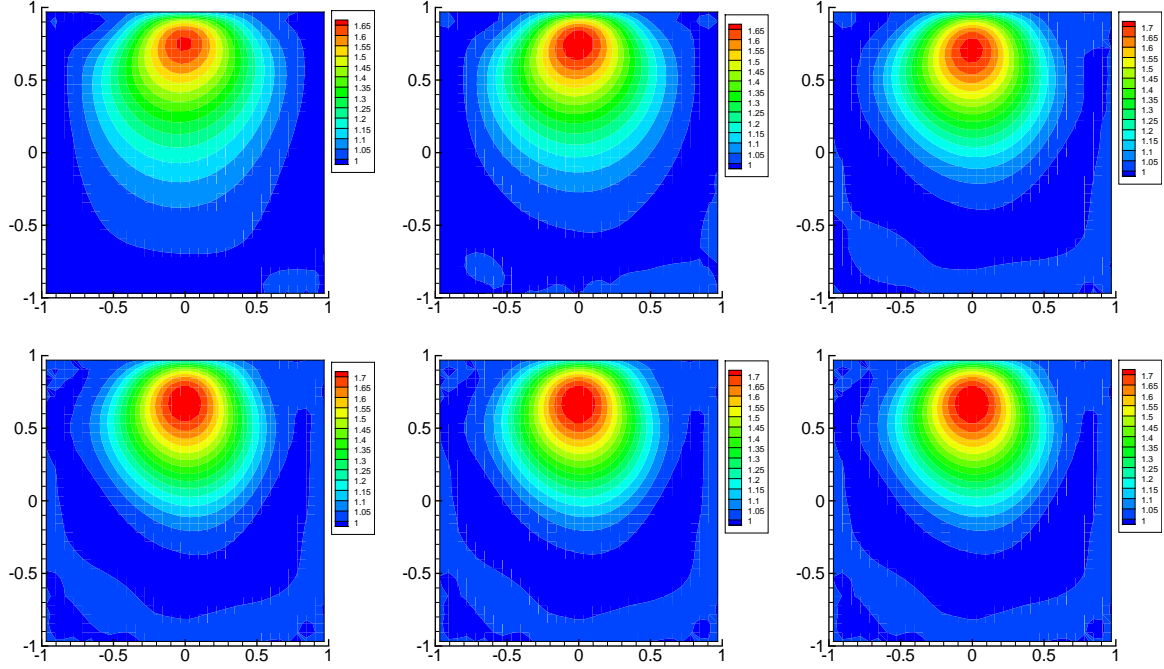


FIGURE 5. Example 5.2: computed conductivity with data noise $\varepsilon = 0.1\%$ and mesh 32×32 . Up left: $\alpha = 10^{-4}$; Up middle: $\alpha = 10^{-5}$, Up right: $\alpha = 10^{-6}$; Down left $\alpha = 10^{-7}$; Down middle: $\alpha = 10^{-8}$, Down right: $\alpha = 0$.

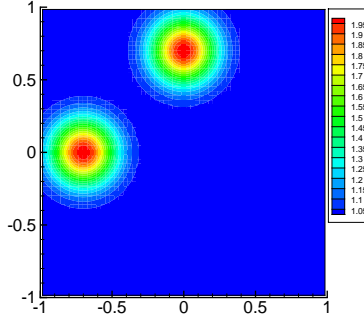


FIGURE 6. Example 5.3: true conductivity.

We choose the exact solution to be

$$u = \frac{1}{\sigma} \sin\left(\frac{\pi x}{2}\right) (x - 0.5)(y - 0.5)(x^2 + y^2 + 1).$$

The right hand side $r(x, y)$ and the boundary $b(x, y)$ in (3.1) are provided from the calculation of u . We use the MD-LDG with P^2 polynomial space. Table 4 showed the L^2 -errors and orders of accuracy of u , σu_x and σu_y . We again see third order convergence for u and second order for σu_x and σu_y .

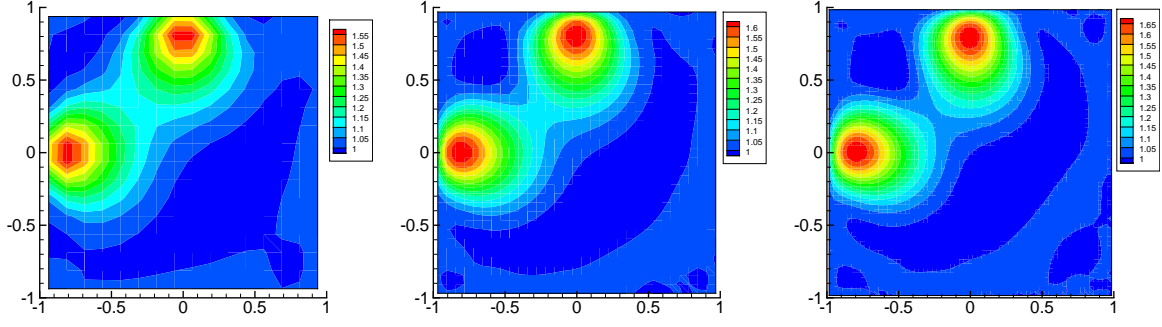


FIGURE 7. Example 5.3: computed conductivity with data noise $\varepsilon = 0.1\%$. Left: 16×16 ; Middle: 32×32 ; Right: 64×64 .

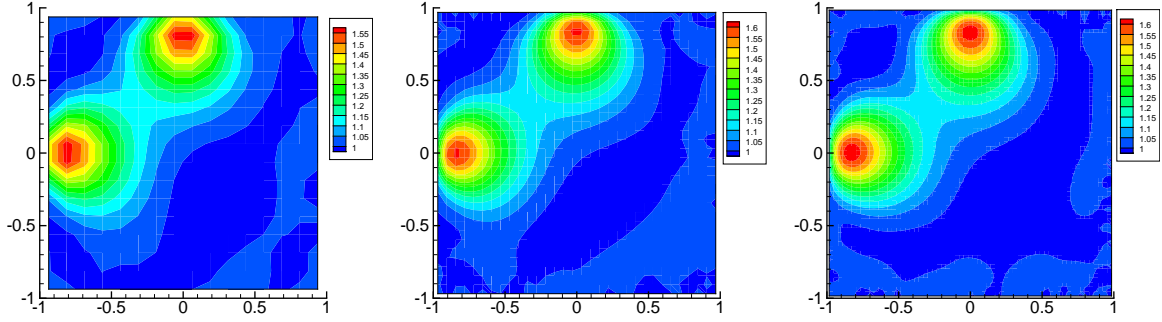


FIGURE 8. Example 5.3: computed conductivity with data noise $\varepsilon = 1\%$. Left: 16×16 ; Middle: 32×32 ; Right: 64×64 .

TABLE 4. Example 5.4.1: L^2 -errors and orders of accuracy of MD-LDG P^2 .

N	u		σu_x		σu_y	
	error	order	error	order	error	order
8×8	1.08E-04	—	2.94E-03	—	2.68E-03	—
16×16	1.28E-05	3.08	7.33E-04	2.00	6.89E-04	1.96
32×32	1.54E-06	3.06	1.81E-04	2.02	1.75E-04	1.98
64×64	1.89E-07	3.02	4.50E-05	2.01	4.41E-05	1.99

5.4.2. *Example 5.4.2: Reconstruction of EIT: discontinuous background.* In the fourth example, we consider a true conductivity with a discontinuous background. The true conductivity field consists of a discontinuous background with discontinuity at $y = 0$ and two blobs centered at $(0, 0.7)$ and $(0, -0.7)$. The true conductivity is given by $\sigma(x) = \sigma_0(x) + e^{-20(x^2+(y+0.7)^2)} +$

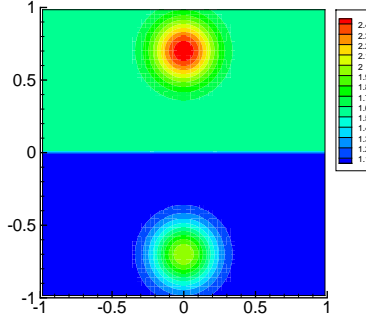
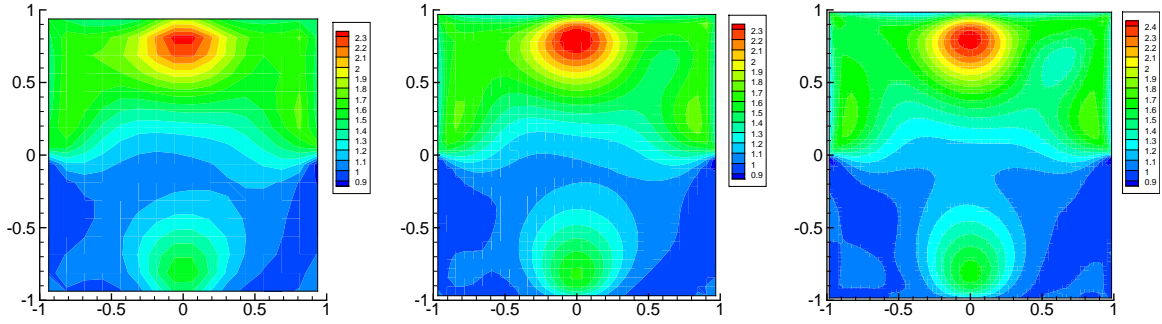


FIGURE 9. Example 5.4.2: true conductivity.

FIGURE 10. Example 5.4.2: computed conductivity with data noise $\varepsilon = 0.1\%$.
Left: 16×16 ; Middle: 32×32 ; Right: 64×64 .

$e^{-20(x^2+(y-0.7)^2)}$ with the background conductivity

$$\sigma_0 = \begin{cases} 1, & y > 0 \\ 1.5, & y < 0. \end{cases} \quad (5.3)$$

The figure of true conductivity is shown in Fig. 9. Figs. 10 show the computed conductivity by MD-LDG with P^2 polynomial space of 16×16 , 32×32 and 64×64 from left to right with data noise $\varepsilon = 0.1\%$. We can see that the recoveries can capture the location and height of the two blobs.

6. CONCLUDING REMARKS

In this paper, we consider the numerical reconstruction of the conductivity from Dirichlet-to-Neumann map. It is somehow different with the reconstruction from Neumann-to-Dirichlet map, where the latter has been extensively studied in the computational aspect. We developed a high order numerical method for solving the Electrical Impedance Tomography problem which uses a third order minimal-dissipation local discontinuous Galerkin method as the forward solver. The reconstruction is based on the iterative least-squares method with Tikhonov regularization. The efficiency and convergence of the algorithm are demonstrated by several numerical experiments

including one blob and two blobs as well as on discontinuous background. The results show the proposed method can well recover the locations and shapes.

We remark that there are many details of the scheme that can be improved and investigated as future work. In the present work, we consider the traditional H^1 penalty term in the regularization. We plan to work on other types of penalty terms including l^1 penalty for sparsity and total variation for discontinuity. We will also work on EIT problem with complete electrode model. Finally, we will extend the proposed reconstruction method to other types of inverse problems.

ACKNOWLEDGEMENTS

This research did not receive any specific grant from funding agencies in the public, commercial, or not-for-profit sectors.

REFERENCES

- [1] A. Abdulle, *Discontinuous Galerkin finite element heterogeneous multiscale method for elliptic problems with multiple scales*, Math Comp., **81** (2012), 687–713.
- [2] D.N. Arnold, F. Brezzi, B. Cockburn and L.D. Marini, *Unified analysis of discontinuous Galerkin methods for elliptic problems*. SIAM J. Numer. Anal., **39** (2002), 1749–1779.
- [3] A. Adler and R. Guardo, *A neural network image reconstruction technique for electrical impedance tomography*, IEEE Trans Med Imaging, **13** (1994), 594–600.
- [4] G. Alessandrini, *Stable determination of conductivity by boundary measurements*, App. Anal., **27** (1988), 153–172.
- [5] G. Alessandrini and S. Vessella, *Lipschitz stability for the inverse conductivity problem*, Adv. Appl. Math., **35** (2005), 207–241.
- [6] D.N. Arnold, *An interior penalty finite element method with discontinuous elements*, SIAM J. Numer. Anal., **39** (1982), 742–760.
- [7] K. Astala and L. Päiväranta, *Calderón’s inverse conductivity problem in the plane*, Ann. of Math., **163** (2006), 265–299.
- [8] G. Bao, X. Ye, Y. Zang and H. Zhou, *Numerical solution of inverse problems by weak adversarial networks*, Inverse Problems, **36** (2020), 115003 (31pp).
- [9] T. Barceló, D. Faraco and A. Ruiz, *Stability of Calderón’s inverse problem in the plane*, Journal des Mathématiques Pures et Appliquées, **88** (2007), 522–556.
- [10] L. Borcea, *Electrical impedance tomography*, Inverse Problems, **18** (2002), R99–R136.
- [11] L. Borcea, G. Gray and Y. Zhang, *Variationally constrained numerical solution of electrical impedance tomography*, Inverse Problems, **19** (2003), 1159–1184.
- [12] A.P. Calderón, *On an inverse boundary value problem*, Seminar on Numerical Analysis and its Applications to Continuum Physics, Soc. Brasileira de Matemática, Rio de Janeiro, 1980, pp. 65–73.
- [13] M. Cheney, D. Isaacson, J.C. Newell, S. Simske and J. Goble, *NOSER: An algorithm for solving the inverse conductivity problem*, Int. J. Imag. Syst. Tech., **2** (1990), 66–75.
- [14] M. Cheney, D. Isaacson and J.C. Newell, *Electrical impedance tomography*, SIAM Rev., **41** (1999), 85–101.
- [15] Y.T. Chow, K. Ito and J. Zou, *A direct sampling method for electrical impedance tomography*, Inverse Problems, **30** (2014), 095003 (25 pp).
- [16] E.T. Chung, T.F. Chan and X.-C. Tai, *Electrical impedance tomography using level set representation and total variational regularization*, J. Comput. Phys. **205** (2005), 357–372.
- [17] B. Cockburn and B. Dong, *An analysis of the minimal dissipation local discontinuous Galerkin method for convection-diffusion problems*, J. Sci. Comput., **32** (2007), 233–262.

- [18] B. Cockburn, B. Dong, and J. Guzmán, *A superconvergent LDG-hybridizable Galerkin method for second-order elliptic problems*, Math. Comp., **77** (2008), 1887–1916.
- [19] B. Cockburn, J. Gopalakrishnan and R. Lazarov, *Unified hybridization of discontinuous Galerkin, mixed, and continuous Galerkin methods for second order elliptic problems*, SIAM J. Numer. Anal., **47** (2009), 1319–1365.
- [20] B. Cockburn, G. Karniadakis and C.-W. Shu, *The development of discontinuous Galerkin methods*, in *Discontinuous Galerkin Methods: Theory, Computation and Applications*, B. Cockburn, G. Karniadakis and C.-W. Shu, editors, Lecture Notes in Computational Science and Engineering, volume 11, Springer, 2000, Part I: Overview, 3–50.
- [21] B. Cockburn and C.-W. Shu, *Runge-Kutta discontinuous Galerkin method for convection-dominated problems*, J. Sci. Comput., **16** (2001), 173–261.
- [22] B. Cockburn and C.-W. Shu, *Foreword for the special issue on discontinuous Galerkin method*, J. Sci. Comput., **22-23** (2005), 1–3.
- [23] E. Costa, C. Chaves, S. Gomes, M. Beraldo, M. Volpe, M. Tucci, I. Schettino, S. Bohm, C. Carvalho, H. Tanaka, R. Lima and M. Amato, *Real-time detection of pneumothorax using electrical impedance tomography*, Critical Care Medicine, **36** (2008), 1230–1238.
- [24] P.G. Daneshmand and R. Jafari, *A 3D hybrid BE-FE solution to the forward problem of electrical impedance tomography*, Eng. Anal. Bound. Elem., **37** (2013), 757–764.
- [25] C. Dawson, *Foreword for the special issue on discontinuous Galerkin method*, Comput. Methods Appl. Mech. Engrg, **195** (2006), 3183.
- [26] D. Dobson, *Convergence of a reconstruction method for the inverse conductivity problem*, SIAM J. Appl. Math., **52** (1992), 442–458.
- [27] H. Engl, M. Hanke and A. Neubauer, “Regularization of Inverse Problems”, Dordrecht: Kluwer, 1996.
- [28] Y. Fan and L. Ying, *Solving electrical impedance tomography with deep learning*, J. Comput. Phys., **404** (2020), 109119 (19pp).
- [29] T. Gallouet and A. Monier, *On the regularity of solutions to elliptic equations*, Rend. Mat. Appl., **19** (1999), 471–488.
- [30] M. Gehre, B. Jin and X. Lu, *An analysis of finite element approximation in electrical impedance tomography*, Inverse Problems, **30** (2014), 045013 (24pp).
- [31] H. Hakula, N. Hyvönen and M. Leinonen, *Reconstruction algorithm based on stochastic Galerkin finite element method for electrical impedance tomography*, Inverse Problems, **30** (2014), 065006 (17pp).
- [32] M. Hanke, *Regularizing properties of a truncated Newton-CG algorithm for nonlinear inverse problems*, Numer. Funct. Anal. Optim., **18** (1997), 971–993.
- [33] J. Hesthaven and T. Warburton, “Nodal Discontinuous Galerkin Methods”, Springer, New York, 2008.
- [34] H. Huang, J. Li and J. Yan, *High order symmetric direct discontinuous Galerkin method for elliptic interface problems with fitted mesh*, J. Comput. Phys., **409** (2020), 109301.
- [35] D. Isaacson, J.C. Newell, J.C. Goble and M. Cheney, *Thoracic impedance images during ventilation*, Ann. Conf. IEEE Eng. Med. Biol. Soc., **12**, (1990) 106–107.
- [36] B. Jin, T. Khan and P. Maass, *A reconstruction algorithm for electrical impedance tomography based on sparsity regularization*, Int. J. Numer. Meth. Engng., **89** (2012), 337–353.
- [37] B. Jin and P. Maass, *An analysis of electrical impedance tomography with applications to Tikhonov regularization*, ESAIM: Control Optimisation Calculus Variations, **18** (2012), 1027–1048.
- [38] B. Jin and P. Maass, *Sparsity regularization for parameter identification problems*, Inverse Problems, **28** (2012), 123001 (70pp).
- [39] B. Jin, Y. Xu and J. Zou, *A convergent adaptive finite element method for electrical impedance tomography*, IMA Journal of Numerical Analysis, **37** (2017), 1520–1550.
- [40] J. Jordana, M. Gasulla and R. Pallás-Areny, *Electrical resistance tomography to detect leaks from buried pipes*, Meas. Sci. Technol., **12** (2001), 1061–1068.
- [41] J. Kaipio, V. Kolehmainen, E. Somersalo and M. Vauhkonen, *Statistical inversion and Monte Carlo sampling methods in electrical impedance tomography*, Inverse Problems, **16** (2000), 1487–1522.

- [42] J. Kaipio and E. Somersalo, “Statistical and Computational Inverse Problems”, Springer, New York, 2005.
- [43] T.A. Khan and S.H. Ling, *Review on electrical impedance tomography: artificial intelligence methods and its applications*, Algorithms, **12** (2019), 88 (18pp).
- [44] A. Kirsch and N. Grinberg, “The Factorization Method for Inverse Problems”, Oxford University Press, Oxford, 2008.
- [45] M. Klibanov, J. Li and W. Zhang, *Converification of electrical impedance tomography with restricted Dirichlet-to-Neumann map data*, Inverse Problems, **35** (2019), 035005 (33pp).
- [46] K. Knudsen, M. Lassas, J.L. Mueller and S. Siltanen, *Regularized D-bar method for the inverse conductivity problem*, Inverse Probl. Imaging, **3** (2009), 599–624.
- [47] R. Kohn and M. Vogelius, *Relaxation of a variational method for impedance computed tomography*, Comm Pure Appl. Math., **40** (1987), 745–777.
- [48] A. Lechleiter and A. Rieder, *Newton regularizations for impedance tomography: a numerical study*, Inverse Problems, **22** (2006), 1967–1987.
- [49] A. Lechleiter and A. Rieder, *Newton regularizations for impedance tomography : convergence by local injectivity*, Inverse Problems, **24** (2008), 065009 (18pp).
- [50] Y. Liang and J. Zou, *Weak Galerkin Method for Electrical Impedance Tomography*, arXiv:2011.04991.
- [51] N. Mandache, *Exponential instability in an inverse problem for the Schrödinger equation*, Inverse Problems, **17** (2001), 1435–1444.
- [52] N. Meyers, *An L^p -estimate for the gradient of solutions of second order elliptic divergence equations*, Ann. Scuola Norm. Sup. Pisa, **17** (1963), 189–206.
- [53] T. Murai and Y. Kagawa, *Electrical impedance computed tomography based on a finite element model*, IEEE Trans. Biomed. Eng., BME-32 (1985), 177–184.
- [54] A. Nachman, *Global uniqueness for a two-dimensional inverse boundary value problem*, Ann. Math., **143** (1996), 71–96.
- [55] J. W. Neuberger, “Sobolev Gradients and Differential Equations”, Lecture Notes in Mathematics 1670, Springer-Verlag: Berlin, 1997.
- [56] A. Ramirez, W. Daily, B. Binley, D. LaBreque and D. Roelant, *Detection of leaks in underground storage tanks using electrical resistance methods*, J. Environ. Eng. Geophys, **1** (1996), 189–203.
- [57] B. Rivière, “Discontinuous Galerkin methods for solving elliptic and parabolic equations: Theory and implementation”, SIAM, 2008.
- [58] L. Rondi and F. Santosa, *Enhanced electrical impedance tomography via the Mumford-Shah functional*, ESAIM Control Optim. Calc. Var., **6** (2001), 517–538.
- [59] S. Siltanen, J. Mueller and D. Isaacson, *An implementation of the reconstruction algorithm of A Nachman for the 2D inverse conductivity problem*, Inverse Problems, **16** (2000), 681–699.
- [60] J. Sylvester, *A convergent layer stripping algorithm for the radially symmetric impedance tomography problem*, Commun. Partial Diff. Eqns., **17** (1992), 1955–1994.
- [61] J. Sylvester and G. Uhlmann, *A global uniqueness theorem for an inverse boundary value problem*, Ann. of Math., **125** (1987), 153–169.
- [62] G. Uhlmann, *Inverse problems: seeing the unseen*, Bull. Math. Sci. **4** (2014), 209–279.
- [63] J. Wang and X. Ye, *A weak Galerkin finite element method for second-order elliptic problems*, J. Comput. Appl. Math., **241** (2013), 103–115.
- [64] M. Wang, “Industrial Tomography: Systems and Applications”, Elsevier: New York, 2015.
- [65] W. Wang, J. Guzmán and C.-W. Shu, *The multiscale discontinuous Galerkin method for solving a class of second order elliptic problems with rough coefficients*, Int. J. Numer. Anal. Model, **8** (2011), 28–47.
- [66] M.R. Yousefi, R. Jafari and H.A. Moghaddam, *A combined wavelet-based mesh-free method for solving the forward problem in electrical impedance tomography*, IEEE Trans. Instrum. Meas., **62** (2013), 2629–2638.
- [67] L. Yuan and C.-W. Shu, *Discontinuous Galerkin method for a class of elliptic multi-scale problems*, Int. J. Numer. Meth. Fluids, **56** (2008), 1017–1032.
- [68] Y. Zou and Z. Guo, *A review of electrical impedance techniques for breast cancer detection*, Med. Eng. Phys., **25** (2003), 79–90.

DEPARTMENT OF MATHEMATICS AND STATISTICS, FLORIDA INTERNATIONAL UNIVERSITY, MIAMI, FL 33199,
U.S.A.

Email address: xli@fiu.edu

DEPARTMENT OF MATHEMATICS AND STATISTICS, FLORIDA INTERNATIONAL UNIVERSITY, MIAMI, FL 33199,
U.S.A.

Email address: weiwang1@fiu.edu

