

# Equivariant Contrastive Learning for Sequential Recommendation

Peilin Zhou\*  
HKUST(GZ)  
zhoupalin@gmail.com

Jingqi Gao\*  
Upstage  
mrgao.ary@gmail.com

Yueqi Xie  
HKUST  
yxieay@connect.ust.hk

Qichen Ye  
Peking University  
yeeeqichen@pku.edu.cn

Yining Hua  
MIT  
ninghua@mit.edu

Sunghun Kim  
HKUST  
hunkim@ust.hk

## ABSTRACT

Contrastive learning (CL) benefits the training of sequential recommendation models with informative self-supervision signals. Existing solutions apply general sequential data augmentation strategies to generate positive pairs and encourage their representations to be invariant. However, due to the inherent properties of user behavior sequences, some augmentation strategies, such as item substitution, can lead to changes in user intent. Learning indiscriminately invariant representations for all augmentation strategies might be sub-optimal. Therefore, we propose Equivariant Contrastive Learning for Sequential Recommendation (ECL-SR), which endows SR models with great discriminative power, making the learned user behavior representations sensitive to invasive augmentations (e.g., item substitution) and insensitive to mild augmentations (e.g., feature-level dropout masking). In detail, we use the conditional discriminator to capture differences in behavior due to item substitution, which encourages the user behavior encoder to be equivariant to invasive augmentations. Comprehensive experiments on four benchmark datasets show that the proposed ECL-SR framework achieves competitive performance compared to state-of-the-art SR models. The source code will be released.

## CCS CONCEPTS

• Information systems → Recommender systems.

## KEYWORDS

Sequential Recommendation, Contrastive Learning, Discriminate Modeling

## ACM Reference Format:

Peilin Zhou, Jingqi Gao, Yueqi Xie, Qichen Ye, Yining Hua, and Sunghun Kim. 2022. Equivariant Contrastive Learning for Sequential Recommendation. In *Proceedings of Make sure to enter the correct conference title from your rights confirmation email (Conference acronym 'XX)*. ACM, New York, NY, USA, 12 pages. <https://doi.org/10.1145/nnnnnnn.nnnnnnn>

## 1 INTRODUCTION

Recommender systems aim to predict the most pertinent item to users based on their historical interactions, which play vital parts in various Web services such as e-commerce [27], social media [14],

\*Both authors contributed equally.

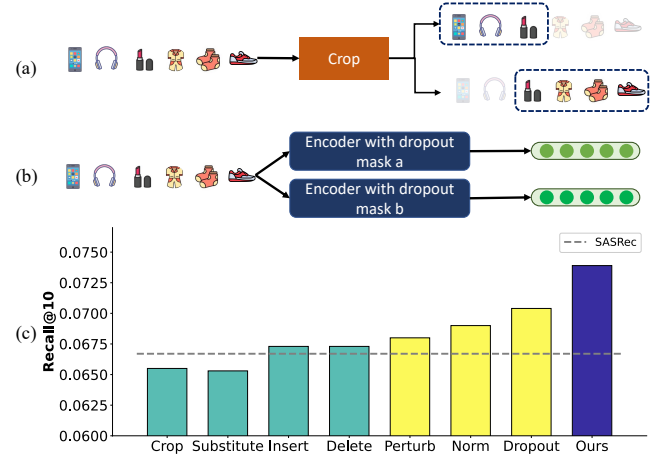


Figure 1: (a) An example of invasive data augmentation; (b) An example of mild augmentation; (c) Performance comparison of using different data augmentations to generate positive pairs for contrastive learning on Yelp dataset.

video [10] and etc. Recently, self-supervised learning (SSL) has attracted increasing research interest in recommender systems with its ability to alleviate data sparsity by mining self-supervised signals from raw data [32, 52]. Most existing works on self-supervised recommendation (SSR) focus on exploring data augmentation strategies to enhance performance. S<sup>3</sup>Rec [58] is the first work to utilize item masking and cropping to augment sequential data and design corresponding pretext tasks for model pretraining. CL4SRec [48] applies three sequence-based operators for data augmentation: item masking, reordering, and cropping. DuoRec [38] further utilizes unsupervised and supervised augmentation methods to mitigate representation degeneration.

Although many data augmentation strategies have been explored, existing solutions typically follow a general contrast learning framework that encourages representations to be invariant to all manually selected sequence augmentations. However, in recommendation scenarios, some sequence-level augmentation methods, such as item cropping, insertion, and substitution, may break critical associations among items in the original sequence. As a result, the actual relationship of the positive instances may not be semantically “identical”. We define such augmentation methods as “invasive”. It is worth noting that this problem may become even worse for short interaction sequences due to their vulnerability [34]. As shown in Fig. 1 (a), when we apply random item cropping to

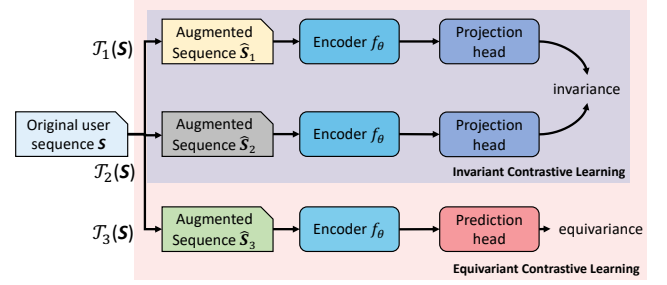
a user behavior sequence such as “*smartphone, headset, lipstick, blouse, socks, sneakers*”, the two generated positive views (“*smartphone, headset, lipstick*” and “*lipstick, blouse, socks, sneakers*”) do not share identical semantics. The former primarily focuses on digital products, whereas the latter mainly focuses on clothes. On the other hand, some feature-level augmentation methods such as feature perturbation [46], normalization [13], and dropout [38] (Fig. 1 (b)), preserve the sequential semantics. We define these augmentation strategies as “**mild**”. Learning invariant representations with these mild augmentation strategies helps with mining self-supervision signals.

To test our hypothesis, we conduct experiments with CL4SRec [48], which learns invariant representations for all augmentation strategies for self-supervision. We compare the performance of invariant contrastive learning with different sequence-level (invasive) augmentations and feature-level (mild) augmentations. Detailed introduction to the augmentations can be found in Appendix A. As shown in Fig. 1 (c), CL4SRec [48] with mild augmentations (yellow bars) always have performance improvement on the base model (dashed line in the figure). In contrast, learning invariant representation for invasive augmentations (green bars) is less desirable. It does not consistently improve performance and sometimes even worsens it. The results validate that the current contrastive learning paradigm is only suitable for mild augmentations. Then a natural question arises: ***Is there a reliable solution that utilizes both types of augmentation methods rather than simply abandoning the “invasive” ones?***

Inspired by the success of equivariant contrastive learning in computer vision and natural language processing [6, 9], we propose a framework called **Equivariant Contrastive Learning for Sequential Recommendation (ECL-SR)**, which effectively leverages both mild and invasive augmentations to encourage the *invariance* property and the *equivariance* property of contrastive learning representations. Invariance makes representations insensitive to non-essential variations, while equivariance encourages representations to change predictably according to augmentations. Specifically, ECL-SR learns invariance through traditional contrastive learning with mild augmentation. For equivariance learning, we design an additional task to predict the augmentation operation applied to the input. In particular, we propose a generator-discriminator architecture with the Replaced Item Detection Loss (RIDL) for the prediction task. Note that invariant contrastive learning is essentially a specific case of the proposed ECL-SR.

Experiments on four benchmark datasets show that ECL-SR outperforms both basic SR models and invariant CL models by effectively leveraging the complementary nature between mild augmentations and invasive augmentations with equivariant contrastive learning. In addition, we dive into the effectiveness of various augmentation strategies and the impact of components and hyperparameters in ECL-SR. Our primary contributions can be summarized as follows:

- We propose the ECL-SR framework, which effectively utilizes both mild and invasive augmentation to enhance user behavior representations.
- We propose conditional discriminator to capture user behavior discrepancies between original interaction sequences and



**Figure 2: The connection between invariant contrastive learning (ICL) and equivariant contrastive learning (ECL): ECL is a generalization of traditional ICL methods that highlights the complementary nature of invariance and equivariance.**

their edited versions, which enables learning equivariance for invasive augmentations.

- We conduct comprehensive experiments on four benchmark SR datasets, which demonstrate the advantages of ECL-SR over both classical SR models and state-of-the-art contrastive learning based SR models.

## 2 PRELIMINARIES

### 2.1 Problem Formulation

We denote  $\mathcal{U}$  and  $\mathcal{I}$  as the user set and item set, respectively. For each user  $u \in \mathcal{U}$ , his/her chronological interaction sequence can be represented as  $\mathbf{S}_u = [v_1^u, v_2^u, \dots, v_t^u, \dots, v_L^u]$ , where  $v_t^u$  refers the  $t$ -th item that user  $u$  interacted and  $L$  is the maximum sequence length. The goal of sequential recommendation is to predict the next item  $v_{L+1}^u$  that user  $u$  will most likely interact with given the interaction history  $\mathbf{S}_u$ . To achieve this goal, the typical training loss for SR is usually designed as follows:

$$\mathcal{L}_{\text{Rec}} = \sum_{u=1}^N \sum_{t=2}^L -\log p_{\theta}(v_{t+1}^u | v_1^u, v_2^u, \dots, v_t^u), \quad (1)$$

where  $\theta$  represents the parameters of a neural network  $f_{\theta}$ , which encodes sequential patterns into latent vectors:  $\mathbf{h}_t^u = f_{\theta}(\{v_j^u\}_{j=1}^t)$ . The probability  $p(v_{t+1}^u | \mathbf{h}_t^u)$  is calculated based on the similarity between the encoded sequential behaviors  $\mathbf{h}_t^u$  and the embedding of the next item  $v_{t+1}^u$  in the representation space. For inference, the items with top-N probability  $p(v_{L+1}^u | \mathbf{h}_L^u)$  will be recommended to the user  $u$ .

### 2.2 Invariant Contrastive Learning for Sequential Recommendation

In this section, we describe how existing works [34, 38, 48] apply invariant contrastive learning to sequential recommendation. The fundamental idea behind these methods is to introduce an auxiliary task as well as a CL loss (e.g., InfoNCE [37] loss) to help mine self-supervision signals. Specifically, as shown in Fig.2, different data augmentation methods (either invasive or mild as described in Sec. 1) are applied to the original sequence to generate positive

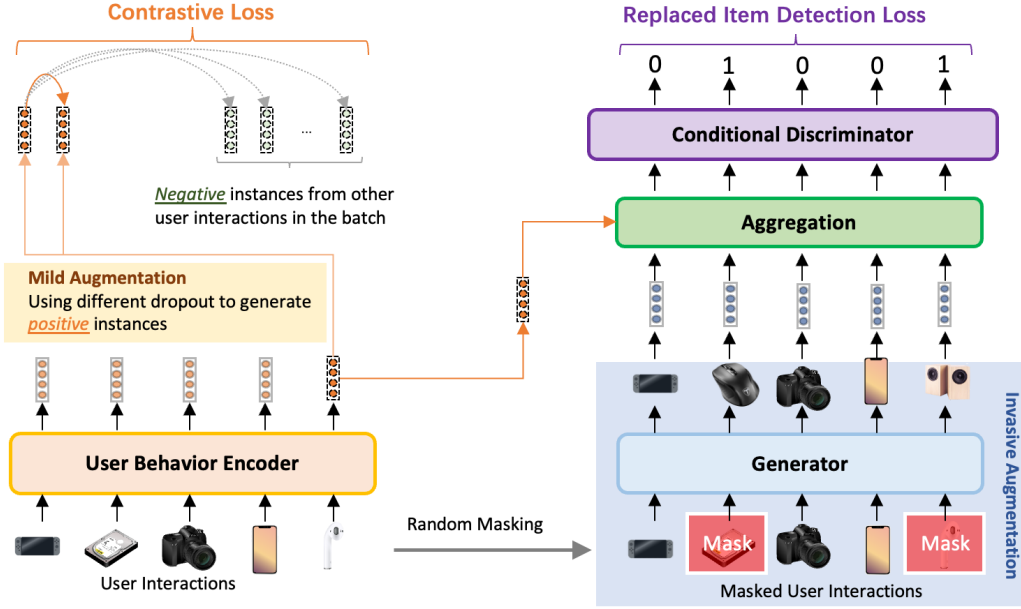


Figure 3: Overview of the proposed ECL-SR framework.

views<sup>1</sup>. Correspondingly, views from different sequences are considered as negatives. Afterward, the CL loss is used to pull positive views closer and push negative views apart in the embedding space. This essentially encourages the user sequence encoder to be insensitive to various data augmentation methods, leading to a more generalizable user behavior representation. The recommendation task and the auxiliary task are usually trained jointly as follows:

$$\theta^* = \arg \min_{\theta} \left[ \mathcal{L}_{Rec}(f_{\theta}(\mathbf{S}_u)) + \alpha \mathcal{L}_{cl}(f_{\theta}(\hat{\mathbf{S}}_u^1), f_{\theta}(\hat{\mathbf{S}}_u^2)) \right], \quad (2)$$

where  $\mathcal{L}_{Rec}(f_{\theta}(\mathbf{S}_u))$  is the recommendation loss that has already been described in Sec. 2.1 and  $\mathcal{L}_{cl}(f_{\theta}(\hat{\mathbf{S}}_u^1), f_{\theta}(\hat{\mathbf{S}}_u^2))$  represents the contrastive loss, which usually adopts InfoNCE loss that maximizes the mutual information (MI) between two positive views  $\hat{\mathbf{S}}_u^1 \sim \mathcal{T}_1(\mathbf{S}_u)$  and  $\hat{\mathbf{S}}_u^2 \sim \mathcal{T}_2(\mathbf{S}_u)$ ,  $\mathcal{T}_1(\cdot)$  and  $\mathcal{T}_2(\cdot)$  denote augmentation methods sampled from invasive augmentation set like {crop, insert, deletion, reorder, ...} or mild augmentation set like {dropout, norm, perturb, ...};  $\alpha$  is a hyper-parameter that balances the magnitude of these two losses. Readers can find more details of these augmentations in the Appendix A.

### 3 METHODOLOGY

#### 3.1 Equivariant Contrastive Learning for Sequential Recommendation

As discussed in Sec. 1 and Sec. 2.2, most existing CL-based SR methods encourage representations that are all insensitive to user sequence augmentation methods. A key prerequisite for their effectiveness is that the chosen augmentation method introduces only non-essential changes in the original sequence, without changing

the semantics. However, some invasive augmentation methods, such as random crop and substitution, are prone to violate this premise and consequently impact the effectiveness of ICL for SR. In this paper, we propose to train a neural network to sensitively predict the invasive augmentations. To achieve this, we generalize invariant contrastive learning (ICL) to equivariant contrastive learning (ECL) for SR. We show the high-level structure of the framework in Fig. 2. The upper part is used to learn invariance for mild augmentations and the lower part is designed to predict invasive augmentations for learning equivariance.

Following [9], the concept of equivariance could be defined as  $f_{\theta}(\mathcal{T}_g(\mathbf{S}_u)) = \mathcal{T}_g'(f_{\theta}(\mathbf{S}_u))$   $g \in G$ , where  $G$  is the set of invasive data augmentation methods,  $\mathcal{T}_g(\mathbf{S}_u)$  denotes the function with which  $g$  augments an input user interaction sequence  $\mathbf{S}_u$ ,  $f_{\theta}$  is the user behavior encoder that encode dynamic user interest into behavior representation  $f_{\theta}(\mathbf{S}_u)$ , and  $\mathcal{T}_g'$  denotes a fixed transformation. It is worth noting that the invariant CL methods is essentially a sub-case of ECL-SR, where the identity function is used for  $\mathcal{T}_g'$  so that  $f_{\theta}(\mathcal{T}_g(\mathbf{S}_u)) = f_{\theta}(\mathbf{S}_u)$ .

Finally, the optimization objective of ECL-SR for an user sequence  $\mathbf{S}_u$  is as follows<sup>2</sup>:

$$\theta^* = \arg \min_{\theta} [\mathcal{L}_{Rec}(f_{\theta}(\mathbf{S}_u)) + \alpha \mathcal{L}_{icl}(f_{\theta}(\hat{\mathbf{S}}_u^1), f_{\theta}(\hat{\mathbf{S}}_u^2)) + \beta \mathcal{L}_{ecl}(g, \phi_{\zeta}(f_{\theta}(\mathcal{T}_g(\mathbf{S}_u)))], \quad (3)$$

where  $\hat{\mathbf{S}}_u^1$  and  $\hat{\mathbf{S}}_u^2$  are two positive views generated by using mild augmentation methods;  $g$  is sampled from invasive augmentation methods;  $\phi_{\zeta}(\cdot)$  denotes the prediction head for identifying the invasive augmentations;  $\alpha$  and  $\beta$  are balancing hyper-parameters.

<sup>1</sup>For brevity, we only show invasive augmentations in Fig. 2. In practice, mild augmentations, such as dropout masking, can also be used.

<sup>2</sup>We omit the notion of head parameters in Equation 2 and Equation 3 for simplicity, but in practice these parameters are used as part of the model and are updated during model training.

The goal of  $\mathcal{L}_{eci}$  is to predict the invasive augmentation  $g$  using the prediction head output  $\phi_\zeta(f_\theta(\mathcal{T}_g(\mathbf{S}_u)))$ , which encourages the shared encoder be equivariant to the invasive augmentations.

In the next sections, we further explain the ECL-SR framework to illustrate how it can be put into practice. The overall structure of instantiated ECL-SR is shown in Fig. 3, which includes three main components: a User Behavior Encoder (UBE), a Generator (G) and a Conditional Discriminator (CD). The main goal of the UBE is to capture key patterns from user interactions and recommend the most appropriate item to the user. Here we introduce ICL for the UBE for learning invariant features for mild augmentation (Sec. 3.2). G and CD are used together for encouraging the UBE to learn equivariance for invasive augmentation (Sec. 3.3). In the implementation, we instantiate the UBE and CD with SASRec [29] (denoted as  $f_E(\cdot)$  and  $f_D(\cdot)$  respectively), the G with BERT4Rec [43] (denoted as  $f_G(\cdot)$ ), which consists of several stacked self-attention blocks. We choose dropout masking and item substitution as examples of mild and invasive augmentation respectively following previous studies [38]. We also conduct comprehensive experiments in Sec. 4.3 to analyze more augmentation combinations in the proposed framework.

### 3.2 Learning Invariance for Mild Augmentation

To encourage representations generated from the UBE to be insensitive to the mild augmentation, we employ invariant contrastive learning for the UBE, as shown in the left branch of Fig. 3. Specifically, we generate the positive example  $\mathbf{S}_u^+$  by applying feature-level dropout masking as the mild augmentation by default. Other samples in the batch are regarded as negative examples.

First, with the latent representations  $\mathbf{h}_t^u = f_E(\{v_j^u\}_{j=1}^t)$  of user behavior sequence  $\mathbf{S}_u$ , inspired by [11, 38, 54], we take the average of the last  $k$  representations to obtain an aggregated representation  $\mathbf{h}_u$  with window size  $k$  as follows<sup>3</sup>:

$$\mathbf{h}_u = \text{Average}([\mathbf{h}_{L-k+1}^u, \mathbf{h}_{L-k+2}^u, \dots, \mathbf{h}_L^u]). \quad (4)$$

Similarly, we use the same strategy to obtain the aggregated representation  $\mathbf{h}_u^+$  for  $\mathbf{S}_u^+$ . Then we adopt InfoNCE loss to pull the positive examples closer and push negative examples away in the semantic space, which can be represented as:

$$\mathcal{L}_{ICL} = \sum_{u=1}^N -\log \frac{e^{\text{sim}(\mathbf{h}_u, \mathbf{h}_u^+)/\tau}}{e^{\text{sim}(\mathbf{h}_u, \mathbf{h}_u^+)/\tau} + \sum_{i \neq u, i \in M(u)} e^{\text{sim}(\mathbf{h}_u, \mathbf{h}_i)/\tau}}, \quad (5)$$

where  $M(u)$  denotes the users in the mini batch that contains  $u$ ,  $\text{sim}(\cdot, \cdot)$  represents cosine similarity function, and  $\tau$  is the temperature.

### 3.3 Learning Equivariance for Invasive Augmentation

A straightforward solution for predicting invasive augmentation is to use a simple linear layer as the prediction head  $\phi_\zeta(\cdot)$  in Equation 3, which may be sub-optimal when the corrupted sequence easily reconstructable. Therefore, we adopt a generator-discriminator structure, as inspired by ELECTRA [7], to obtain hard invasively

augmented views so models can learn the equivariance more effectively. Below is an example of how to learn equivariance for item substitution with the generator-discriminator structure:

Given a user behavior sequence  $\mathbf{S}_u = [v_1^u, v_2^u, \dots, v_L^u]$ , we first randomly mask several items of  $\mathbf{S}_u$  with the mask ratio  $\gamma$ . The masked interaction sequence can be represented as  $\mathbf{S}'_u = \mathbf{m}^u \cdot \mathbf{S}_u$ , where  $\mathbf{m}^u = [m_1^u, m_2^u, \dots, m_L^u]$  and  $m_t^u \in \{0, 1\}$ . Then we use BERT4Rec [43] as a generator  $f_G(\cdot)$  to recover randomly masked items in  $\mathbf{S}'_u$  to obtain the partially substituted user interaction sequence  $\mathbf{S}''_u = f_G(\mathbf{S}'_u)$ . With this method, we construct fake interaction sequences with smaller semantic perturbations, which poses a challenge for the discriminator to correctly identify the substituted items. The generator is trained with the following loss:

$$\mathcal{L}_{Gen} = \sum_{u=1}^N \sum_{v_m \in \mathbf{S}_u^m} -\frac{1}{|\mathbf{S}_u^m|} \log p(v_m = v_m^* | \mathbf{S}'_u), \quad (6)$$

where  $\mathbf{S}_u^m$  is the set of masked items in  $\mathbf{S}'_u$ ,  $v_m^*$  denotes the ground truth item for the masked item  $v_m$ , and the  $p(\cdot)$  is the same function as Equation 1.

The Conditional Discriminator (CD) aims to perform the Replaced Item Detection (RID) task regarding the output representations of the UBE  $\mathbf{h}_t^u = f_E(\{v_j^u\}_{j=1}^t)$  as conditions. In this way, the gradients of CD propagate back to the UBE, which encourages the UBE to generate more informative user behavior representations, so that CD could distinguish the tiny discrepancy between  $\mathbf{S}_u$  and  $\mathbf{S}''_u$ . In our implementation, we use the SASRec [29] blocks and an extra MLP layer to instantiate the CD (denoted as  $f_D(\cdot)$ ). We use aggregation function such as concatenation to inject conditional information into the discriminate modeling process. For each item in the user sequence, the CD needs to predict whether it has been substituted or not. We calculate the cross-entropy loss as follows:

$$\begin{aligned} \mathcal{L}_{RID} = \sum_{u=1}^N \sum_{t=2}^L & -\mathbb{1}(v_t^{u''} = v_t^u) \log \sigma(\mathbf{w}^T f_D(\mathbf{S}''_u, \mathbf{h}_t^u, t)) \\ & -\mathbb{1}(v_t^{u''} \neq v_t^u) \log(1 - \sigma(\mathbf{w}^T f_D(\mathbf{S}''_u, \mathbf{h}_t^u, t))), \end{aligned} \quad (7)$$

where  $\mathbf{w}$  is a learnable parameter matrix,  $\sigma$  denotes the sigmoid function and  $v_t^{u''} \in \mathbf{S}''_u$ .

### 3.4 Model Training and Inference

In the training stage, item embeddings are shared across all three modules. The parameters of user behavior encoder and discriminator (except for the extra linear layer for RID) are also shared to avoid overfitting. The whole ECL-SR framework is optimized with the combined loss function:

$$\mathcal{L} = \mathcal{L}_{Rec} + \lambda_1 \mathcal{L}_{ICL} + \lambda_2 \mathcal{L}_{Gen} + \lambda_3 \mathcal{L}_{RID}, \quad (8)$$

where  $\lambda$  controls the contribution of each auxiliary loss. In the inference stage, we remove both generator and conditional discriminator, and so only the UBE is used to complete the next item prediction task.

## 4 EXPERIMENT

In this section, we conduct comprehensive experiments to answer the following key research questions:

<sup>3</sup>For brevity, we only show the situation when  $k = 1$  in Fig 3. Readers can refer to Sec. 4.5.3 for the impact of different values of  $k$ .

**Table 1: Statistics of the datasets after pre-processing.**

Dataset	Sports	Toys	Yelp	ML-1m
# Users	35,598	19,412	30,499	6,041
# Items	18,357	11,924	20,068	3,417
# Avg. Actions / User	8.3	8.6	10.4	165.5
# Avg. Actions / Item	16.1	14.1	15.8	292.6
# Actions	296,337	167,597	317,182	999,611
Sparsity	99.95%	99.93%	99.95%	95.15%

- **RQ1:** Does ECL-SR outperform the current state-of-the-art basic SR methods and ICL-based SR methods?
- **RQ2:** How do different types of invasive or mild data augmentation affect the performance of ECL-SR?
- **RQ3:** How does each module in ECL-SR contribute to its performance?
- **RQ4:** What is the effect of hyper-parameters in ECL-SR?

## 4.1 Experimental Settings

**4.1.1 Dataset.** We conduct experiments on four widely used benchmark datasets with diverse distributions: **Sports** and **Toys** is constructed from Amazon review datasets<sup>4</sup> [36]; **Yelp**<sup>5</sup> is a famous business recommendation dataset; **ML-1m**<sup>6</sup> is a famous movie rating dataset comprising 1 million ratings from 6000 users on 4000 movies. We pre-process these datasets in the same way following [29, 34, 44, 53, 55, 58] by removing items and users that occur less than five times. Table 1 shows dataset statistics after pre-processing.

**4.1.2 Evaluation Metrics.** Following previous works [5, 34, 43, 49], we use two widely adopted metrics to evaluate the performance of SR models: top- $K$  Recall (Recall@ $K$ ) and top- $K$  Normalized Discounted Cumulative Gain (NDCG@ $K$ ) with  $K$  chosen from {10, 20}. For each user’s interaction sequence, we reserve the last two items for validation and test, respectively, and use the rest to train SR models. As suggested in [8, 30], we report the ranking results obtained over the whole item set for a fair comparison.

**4.1.3 Baseline Models.** We compare our proposed ECL-SR with 11 different baselines, including 2 general methods, 5 strong basic SR methods, and 4 state-of-the-art self-supervised SR methods (3 of them based on invariant contrastive learning). The introduction of these baselines are as follows:

- **PopRec:** A non-personalised baseline that ranks items in the order of popularity, i.e., the number of users who have interacted with the item.
- **BPR** [40]: A classic pair-wise method for recommendation, coupled with matrix factorization.
- **Caser** [44]: A CNN-based method leveraging both horizontal and vertical perspective for personalized sequential recommendation.
- **GRU4Rec** [18]: A RNN-based method that adopts Gated Recurrent Units (GRUs) with the ranking loss for session-based recommendation.

- **SASRec** [29]: A self-attentive SR model that utilizes unidirectional Transformer to capture users’ dynamic preferences.
- **BERT4Rec** [43]: A bidirectional Transformer based SR model that adopts the cloze task for training.
- **ELECR** [4]: The first SR model to train sequential recommenders as discriminators instead of generators.
- **S<sup>3</sup>Rec**<sup>7</sup> [58]: A self-supervised SR method that devises four different pretext tasks to improve the quality of item representations.
- **CL4SR** [48]: A contrastive learning based SR model that employs three data-level augmentation operators to generate positive pairs.
- **DuoRec**<sup>8</sup> [38]: A CL-based SR model that utilizes both the feature-level dropout masking and the supervised positive sampling to construct contrastive samples.
- **ICLRec** [5]: A general learning paradigm that uses clustering to obtain the latent intent factor and leverage it to increase the expressiveness of the sequence encoder.

**4.1.4 Implementation Details.** For all baselines and ECL-SR, we implement them with the widely used recommendation framework RecBole [57] and evaluate them under the same setting. We train them with Adam optimizer for 200 epochs, with a batch size of 256 and a learning rate of 1e-4. Other hyper-parameters are set as the follows: max sequence length: 50 for Sports, Toys, and Yelp, 200 for ML-1m; the layer number and head number: 2 for ECL-SR and attention-based baselines; hidden size: 256; dropout rate on the embedding matrix and attention matrix: 0.5 for Sports and Toys, 0.2 for ML-1m and Yelp; the temperature  $\tau$  in contrastive loss: 0.05; masking ratio in the generator task: 0.2 Sports, Toys, and ML-1m, 0.6 for Yelp; the window size  $k$ : 5 for Sports, Toys, and Yelp, 20 for ML-1m; the balance parameter  $\lambda$ : 0.1 for replaced item detection loss  $\mathcal{L}_{RID}$ , 0.2 for generator loss  $\mathcal{L}_{Gen}$ , and 0.3 for  $\mathcal{L}_{ICL}$ .

## 4.2 Overall Performance (RQ1)

Table 2 presents the overall performance of ECL-SR and other baselines on all datasets. Based on the empirical results, we have the following observations. First, the SR methods significantly exceed general recommendation baselines, including PopRec and BPR, demonstrating the importance of leveraging sequential patterns. For the five basic SR models, ELECR and SASRec beat other methods with a large improvement, while BERT4Rec achieves better or close performance than GRU4Rec and Caser in most cases. This demonstrates the advantage of attention-based methods in processing sequential data. Note that the recently proposed discriminator-based model ELECR does not show significant performance gain on most datasets if we carefully tune SASRec. This suggests that directly applying a discriminator on the next item prediction (NIP) task may not be an optimal choice for SR.

For four self-supervised models, we observe that existing contrastive learning methods cannot always outperform the fully-tuned SASRec. This indicates that directly applying invasive augmentation to standard contrastive learning can be useless and even

<sup>4</sup><http://jmcauley.ucsd.edu/data/amazon/>

<sup>5</sup><https://www.yelp.com/dataset>

<sup>6</sup><https://grouplens.org/datasets/movielens/1m/>

<sup>7</sup>For a fair comparison, we only use Masked Item Prediction (MIP) as the pre-training task following previous papers [34, 38]

<sup>8</sup>We only use the Unsupervised Contrastive Learning (UCL) variant of DuoRec proposed in their original paper for a fair comparison.

**Table 2: Overall performance. Bold scores represent the highest results of all methods. Underlined scores stand for the highest results from previous methods.**

SR Model	Sports				Toys				Yelp				ML-1m			
	Recall		NDCG		Recall		NDCG		Recall		NDCG		Recall		NDCG	
	@10	@20	@10	@20	@10	@20	@10	@20	@10	@20	@10	@20	@10	@20	@10	@20
PopRec	0.0146	0.0244	0.0078	0.0103	0.0105	0.0172	0.0060	0.0077	0.0099	0.0161	0.0051	0.0067	0.0204	0.0417	0.0101	0.0154
BPR	0.0302	0.0480	0.0144	0.0188	0.0344	0.0560	0.0151	0.0205	0.0589	0.0830	0.0324	0.0384	0.0260	0.0553	0.0115	0.0188
GRU4Rec	0.0386	0.0609	0.0195	0.0251	0.0449	0.0708	0.0221	0.0287	0.0418	0.0679	0.0206	0.0271	0.1781	0.2725	0.0886	0.1123
Caser	0.0227	0.0364	0.0118	0.0153	0.0361	0.0566	0.0186	0.0238	0.0380	0.0608	0.0197	0.0255	0.1579	0.2515	0.0624	0.0992
BERT4Rec	0.0295	0.0465	0.0135	0.0173	0.0533	0.0787	0.0234	0.0297	0.0524	0.0756	0.0327	0.0385	0.1275	0.2370	0.0584	0.0852
SASRec	0.0511	0.0781	0.0226	0.0294	0.0796	0.1181	0.0360	0.0457	0.0667	0.0969	0.0405	0.0481	0.2145	0.3228	0.1074	0.1346
ELECR	0.0480	0.0758	0.0234	0.0301	0.0784	0.1134	0.0356	0.0444	0.0677	0.0980	0.0406	0.0482	0.1917	0.2917	0.0902	0.1154
S <sup>3</sup> Rec <sub>MIP</sub>	0.0509	<u>0.0787</u>	0.0236	0.0306	0.0792	0.1157	0.0362	0.0455	0.0637	0.0929	0.0392	0.0465	0.1992	0.3086	0.0961	0.1237
CL4SRec	0.0497	0.0782	<u>0.0248</u>	<u>0.0320</u>	0.0808	0.1162	0.0372	0.0461	0.0640	0.0937	0.0387	0.0462	0.2200	0.3341	0.1120	0.1408
DuoRec	0.0479	0.0708	0.0246	0.0304	0.0805	0.1136	0.0363	0.0460	0.0635	0.0982	0.0336	0.0423	<u>0.2392</u>	0.3336	<u>0.1271</u>	<u>0.1509</u>
ICLRec	<u>0.0527</u>	0.0773	0.0236	0.0298	<u>0.0826</u>	<u>0.1183</u>	<u>0.0377</u>	<u>0.0467</u>	<u>0.0701</u>	<u>0.1005</u>	<u>0.0422</u>	<u>0.0499</u>	0.2291	<u>0.3445</u>	0.1140	0.1431
ECL-SR	<b>0.0547</b>	<b>0.0835</b>	<b>0.0272</b>	<b>0.0343</b>	<b>0.0843</b>	<b>0.1202</b>	<b>0.0379</b>	<b>0.0468</b>	<b>0.0739</b>	<b>0.1059</b>	<b>0.0430</b>	<b>0.0506</b>	<b>0.2563</b>	<b>0.3692</b>	<b>0.1311</b>	<b>0.1593</b>

harmful in some scenarios. On the other hand, self-supervised recommendations with carefully-designed strategies, such as ICLRec, can improve prediction performance with the proper utilization of self-supervision signals.

Finally, we can clearly see that ECL-SR consistently outperforms both state-of-the-art basic SR models and contrastive learning based SR models on all datasets in all evaluation metrics. Specifically, on Yelp and ML-1m, ECL-SR has **10.8%** and **19.5%** respective improvements over vanilla SASRec in terms of Recall@10. It also has **5.4%** and **7.1%** improvement in Recall@10 compared to the strongest invariant contrastive learning baseline. This consistent improvement demonstrates that our proposed solution effectively helps make next-item predictions both on sparse and dense datasets. ECL-SR can adaptively encourage the learned user behavior representation to be equivariant to invasive augmentation while keeping invariant to other mild augmentation via optimizing CL and RIDL at the same time. This careful design allows self-supervised signals to better guide the learning process of sequential patterns hidden in the interaction data.

### 4.3 Impact of Augmentation Types (RQ2)

As mentioned in Sec. 1, there exist several options for mild augmentation and invasive augmentation, leading to different combinations of augmentation strategies. This section investigates their impacts on the performance of ECL-SR.

**4.3.1 Impact of Different Mild Augmentation Methods.** We experiment with dropout, feature normalization, and feature perturbation as mild augmentation in ECL-SR, and choose dropout to be the final mild augmentation method. The details of feature normalization and perturbation are shown in Appendix A. For a fair comparison, we fix the invasive augmentation, i.e. masked item substitution, and use grid search to obtain the best performances of ECL-SR with respect to these three different mild augmentations on ML-1m and Yelp. The results are shown in Table 3. We can observe that

**Table 3: Performance comparison with respect to different mild and invasive augmentations on ML-1m and Yelp.**

Settings	ML-1m		Yelp	
	Recall@10	NDCG@10	Recall@10	NDCG@10
<i>Mild Augmentation</i>				
Dropout	<b>0.2563</b>	<b>0.1311</b>	<b>0.0739</b>	<b>0.0430</b>
Norm	0.2502	0.1276	0.0730	0.0426
Perturb	0.2520	0.1295	0.0715	0.0424
<i>Invasive Augmentation</i>				
Substitution (Mask)	<b>0.2563</b>	<b>0.1311</b>	<b>0.0739</b>	<b>0.0430</b>
Substitution (Random)	0.2474	0.1265	0.0705	0.0417
Insert	0.2435	0.1271	0.0680	0.0413
Delete	0.2454	0.1277	0.0707	0.0416
Crop	0.2464	0.1255	0.0701	0.0416
Reorder	0.2460	0.1273	0.0694	0.0418

for all datasets, dropout achieves better performance than both normalization and perturbation.

**4.3.2 Impact of Different Invasive Augmentation Methods.** We test masked item substitution, random item substitution, insertion, deletion, crop and reorder as invasive augmentation in ECL-SR, and choose masked item substitution to be the final invasive augmentation method. For a fair comparison, we fix the mild augmentation method to be dropout and search the optimal hyper-parameter for every invasive augmentation. Table 3 shows the performance of the invasive augmentation methods, and we can see that masked item substitution significantly outperforms other 5 invasive augmentation methods. In particular, masked item substitution brings more performance gain compared with random item substitution. A potential reason may be that masked item substitution (achieved by BERT4Rec [43]) better preserves pivotal correlations among items in the original user sequence, thus empowering the conditional discriminator to capture small differences.



**Table 4: Ablation study of ECL-SR components on Toys and ML-1m datasets.**

Settings		Toys		ML-1m	
CL	RIDL	Recall@20	$\Delta$	Recall@20	$\Delta$
✓	✓	0.0843	-	0.2563	-
✓	✗	0.0831	-1.42%	0.2469	-3.66%
✗	✓	0.0819	-2.84%	0.2505	-2.27%
✗	✗	0.0796	-5.57%	0.2145	-17.09%

#### 4.4 Ablation Study (RQ3)

To investigate the contribution of the different components and to support the model design, we introduce the following ECL-SR variants for the ablation study.

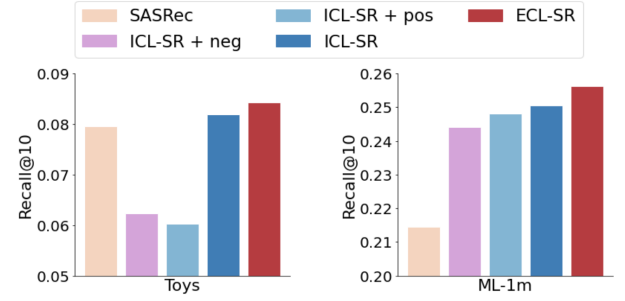
- *ECL-SR w/o Replaced Item Detection Loss (RIDL)*, which removes the prediction task for invasive augmentation and only learns invariance for mild augmentation. We also call this variant as Invariant Contrastive Learning for SR (ICL-SR).
- *ECL-SR w/o Contrastive Loss (CL)*, which ignores invariant contrastive learning and only learns equivariance for invasive augmentation.
- *ECL-SR w/o CL & RIDL*, which is identical to SASRec.

We summarize the ablation results on Toys and ML-1m in Table 4. By comparing *ECL-SR w/o Replaced Item Detection Loss (RIDL)*, *ECL-SR w/o Contrastive Loss (CL)* and *ECL-SR w/o CL & RIDL*, we can see that both contrastive loss (CL) and replaced item detection loss (RIDL) contribute to performance improvement. This observation verifies that both invariance and equivariance are important properties for enhancing the quality of item representation. Applying CL and RIDL together further boosts the recommendation performance of ECL-SR, indicating that ECL-SR is a promising solution to exploit the complementary nature between invariance and equivariance.

Furthermore, to further justify the use of masked item substitution to learn equivalence rather than invariance, we introduce two additional variants of ECL-SR and report their performance in Fig 4:

- *ICL-SR + pos.*, which uses masked item substitution to generate additional positive views for learning invariance.
- *ICL-SR + neg.*, which adopts masked item substitution to generate additional negative views for ICL-SR.

We can observe that, compared with ICL-SR, which only uses dropout masking to generate positive views, masked item substitution generated views in contrastive loss calculation impairs the model performance on both Toys and ML-1m datasets. This observation is consistent with the empirical results shown in Fig 1, which shows that mild augmentations are more suitable than invasive augmentations for invariant contrastive learning. It also demonstrates the need to encourage user behavior representation to be equivariant to invasive data augmentation by introducing an additional pretext task (e.g., replaced item detection).

**Figure 4: Impact of using invasive augmentation as positive/negative views.**

#### 4.5 Hyper-parameter Sensitivity Study (RQ4)

This section examines the impact of 5 critical hyper-parameters in ECL-SR, including batch size, the temperature  $\tau$  in Equation 4, window size  $k$ , mask ratio  $\gamma$ , and dropout ratio. We adjust one hyper-parameter at a time and keep the others optimal to control variables. Due to space constraints, we only put the results of yelp and Toys in Fig.5.

**4.5.1 Impact of Batch Sizes.** In ECL-SR, train batch sizes determine the number of negative instances/views for contrastive learning because for each user sequence, all other user sequences in the batch are regarded as negative instances. Intuitively, the more negative instances we get, the higher the items' quality is. With higher quality of item representations, the SR model could predict the next item more accurately. However, as shown in Fig 5 (a), ECL-SR achieves the best performance when the batch size is 256, and larger batch sizes do not lead to better performance. This could be attributed to the fact that there are more false negatives in each batch when the batch size gets larger.

**4.5.2 Impact of Temperatures  $\tau$ .** Previous studies [45, 51] show that the temperature  $\tau$  plays an important role in determining the strength of penalties on hard negative samples due to global uniformity and local separation of embedding distributions. In particular, contrastive loss with extreme small  $\tau$  tend to only concentrate on the nearest one or two samples, which may disrupt the formation of useful features for recommendation task. In contrast, an extreme large  $\tau$  will result in a lack of uniformity when generating embeddings. Therefore,  $\tau$  should be kept in a appropriate interval to ensure the effectiveness of contrastive learning. From Fig 5 (b), we observe that for Toys and yelp, 0.1 and 0.05 are the optimal values of  $\tau$ , respectively.

**4.5.3 Impact of Window Sizes  $k$ .** This experiment aims to investigate the effect of the window size  $k$  of the last- $k$  aggregation strategy in Sec 3.2. We report the results in Fig 5 (c). We observe that  $k$  of 10 and 5 achieves best performance on Toys and Yelp, respectively. Both smaller or larger value lead to performance degradation, indicating a trade-off between local patterns and distant patterns in user behavior modeling.

**4.5.4 Impact of Mask Ratios  $\gamma$ .** The mask ratio  $\gamma$  is used to control how many items would be substituted in the original sequence for RID task, which is described in Sec.3.3. A higher  $\gamma$  means more

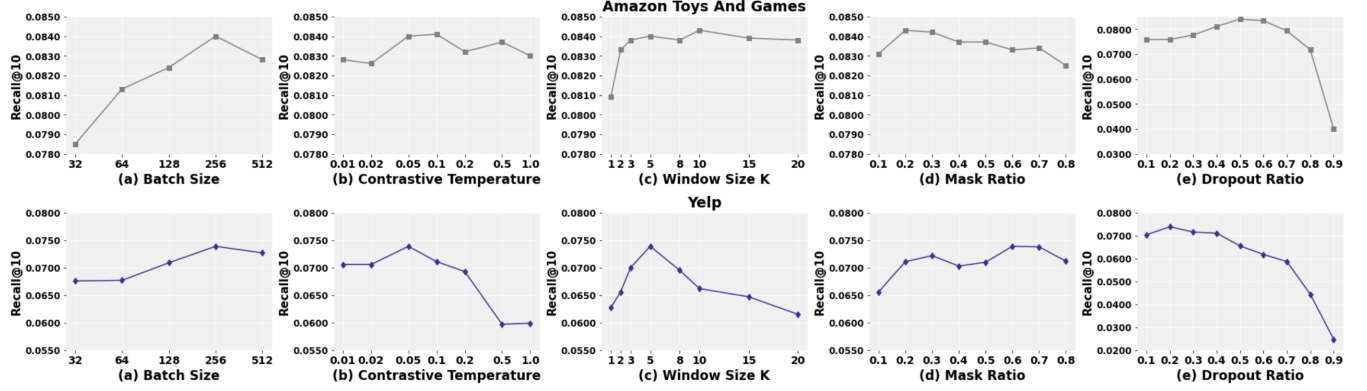


Figure 5: Performance (Recall@10) comparison with respect to 5 hyper-parameters on Toys and Yelp datasets.

perturbation in the sequence and vice versa. We visualize the Recall@10 scores with respect to different values of  $\gamma$  in Fig 5 (d). We observe that for Yelp and Toys dataset, the performance of ECL-SR fluctuates slightly when  $\gamma$  falls between 0.2 and 0.5, and the best performance is achieved when  $\gamma$  is set to 0.6 and 0.2 respectively.

**4.5.5 Impact of Dropout Ratios.** The dropout ratio regulates how much we deflect the semantics of the original user sequence when generating positive views. As we can observe in Fig 5 (e), the optimal dropout ratio for Toys and Yelp are 0.5 and 0.2 respectively. We also find that, when we increase the dropout ratio to large values, such as 0.9, the model performance decreases substantially on both datasets. We attribute this to the fact that extremely large dropout ratios typically make semantics of positive views much different from original sequence, and maximizing the consistency between them largely reduces the quality of item representations.

## 5 RELATED WORK

### 5.1 Sequential Recommendation

The Sequential Recommendation System (SRS) aims to discover users' preferences and interests from their historical behavior and predict the next items they would most like to interact with. Essentially, prediction accuracy depends largely on SRS's ability to identify complex dependencies within user interactions. In the early days, traditional data mining and machine learning methods, such as pattern mining [50] and Markov chains [15, 41], were used to model simple low-order sequential dependencies. However, these methods rely on rigid assumptions and cannot handle complex data. During the past few years, deep learning networks, such as recurrent neural networks (RNN) [17, 19, 39], convolutional neural networks (CNN) [44, 53], memory networks [3, 21], and graph neural networks (GNN) [1, 35, 56], have gained popularity for sequential recommendations due to their strong representational capabilities. Recently, transformer-based models [4, 29, 43] have received increasing attention because of their ability to model long- and short-term item dependencies in sequences. Typically, SASRec [29] uses self-attention mechanism to dynamically adjust the weights associated with items that users have previously interacted with, achieving excellent performance on both sparse and dense datasets. To encode users' dynamic preferences more effectively,

BERT4Rec [43] proposes to use a deep bidirectional self-attention model to capture both left and right-side contextual information. In the follow-up studies, multiple Transformer variants were developed to adapt to different scenarios through integrating side information [49], time intervals [31], personalization [47], additional local constraints [16], and reducing model complexity [33]. However, all the above methods are designed to model transition patterns in a supervised learning manner, which does not take into account the sparsity problem caused by limited user observations. In this paper, we propose to alleviate this data sparsity problem by introducing an equivariant contrastive learning paradigm in the architecture of Transformers.

### 5.2 Contrastive Learning

In the past few years, Contrastive Learning (CL) has achieved great success in various research areas, including computer vision [28], natural language processing [12], speech processing [42], and more. The main purpose of CL is to produce high-quality and information-rich representations by reducing the distance between positive views generated from the same data instance and separating their negative views in the latent space. There have also been some recent efforts to apply contrastive learning to sequential recommendations. For instance, S<sup>3</sup>Rec [58] designs four auxiliary self-supervised objectives to enhance data representations by maximizing mutual information among attributes, items, subsequences, and sequences. CL4SRec [48] employs three data-level augmentation operators (crop/mask/reorder, referred to as invasive augmentation methods in this paper) to construct positive views. Later, CoSeRec [34] proposes to generate robust augmented sequences based on item correlation, since random item perturbations may undermine the confidence of positive pairs. DuoRec [38] leverages dropout-based feature-level augmentation (referred to as mild augmentation in this paper) to better maintain semantic consistency between positive views, which alleviates representation degeneration in CL4SRec. ICLRec [5] uses the clustering techniques to obtain the user's intent distribution from all user behavior sequence, and optimizes the SR model by comparing the sequence with corresponding intentions.

Unlike the above approaches, our work is the first to apply equivariant contrastive learning to sequential recommendation, which



can improve the semantic quality of user behavior by encouraging models to learn both invariance and equivalence from mild augmentation and invasive augmentation.

## 6 CONCLUSION

We propose the ECL-SR framework, which effectively utilizes both mild and intrusive augmentation to enhance user behavior representations. Specifically, we propose the use of conditional discriminator to capture the user behavior discrepancy between the original interaction sequence and its edited version, which has been shown to be a useful objective for encouraging the user behavior encoder to be equivariant to masked item substitution augmentation. Experiments on four benchmark SR datasets demonstrate the effectiveness of ECL-SR, which achieves competitive performance compared with both classical SR models and self-supervised SR models. In the future, we expect to utilize ECL-SR to explore more combinations of data augmentation methods.

## REFERENCES

- [1] Jianxin Chang, Chen Gao, Yu Zheng, Yiqun Hui, Yanan Niu, Yang Song, Depeng Jin, and Yong Li. 2021. Sequential Recommendation with Graph Neural Networks. In *SIGIR*. 378–387.
- [2] D. Chen, Z. Huang, and Y. Zou. 2022. Leveraging Bilinear Attention to Improve Spoken Language Understanding. In *IEEE International Conference on Acoustics, Speech and Signal Processing*.
- [3] Xu Chen, Hongteng Xu, Yongfeng Zhang, Jiaxi Tang, Yixin Cao, Zheng Qin, and Hongyuan Zha. 2018. Sequential recommendation with user memory networks. In *WSDM*. 108–116.
- [4] Yongjun Chen, Jia Li, and Caiming Xiong. 2022. ELECRec: Training Sequential Recommenders as Discriminators. *CoRR* abs/2204.02011 (2022).
- [5] Yongjun Chen, Zhiwei Liu, Jia Li, Julian J. McAuley, and Caiming Xiong. 2022. Intent Contrastive Learning for Sequential Recommendation. In *WWW*. ACM, 2172–2182.
- [6] Yung-Sung Chuang, Rumen Dangovski, Hongyin Luo, Yang Zhang, Shiyu Chang, Marin Soljacic, Shang-Wen Li, Wen-tau Yih, Yoon Kim, and James R. Glass. 2022. DiffCSE: Difference-based Contrastive Learning for Sentence Embeddings. *CoRR* abs/2204.10298 (2022).
- [7] Kevin Clark, Minh-Thang Luong, Quoc V Le, and Christopher D Manning. 2020. Electra: Pre-training text encoders as discriminators rather than generators. *arXiv preprint arXiv:2003.10555* (2020).
- [8] Alexander Dallmann, Daniel Zoller, and Andreas Hotho. 2021. A Case Study on Sampling Strategies for Evaluating Neural Sequential Item Recommendation Models. In *RecSys*. 505–514.
- [9] Rumen Dangovski, Li Jing, Charlotte Loh, Seungwook Han, Akash Srivastava, Brian Cheung, Pulkit Agrawal, and Marin Soljacic. 2021. Equivariant Contrastive Learning. *CoRR* abs/2111.00899 (2021).
- [10] James Davidson, Benjamin Liebald, Junning Liu, Palash Nandy, Taylor Van Vleet, Ullas Gargi, Sujoy Gupta, Yu He, Mike Lambert, Blake Livingston, et al. 2010. The YouTube video recommendation system. In *Proceedings of the fourth ACM conference on Recommender systems*. 293–296.
- [11] Tianyu Gao, Xingcheng Yao, and Danqi Chen. 2021. SimCSE: Simple Contrastive Learning of Sentence Embeddings. In *EMNLP (1)*. ACL, 6894–6910.
- [12] Tianyu Gao, Xingcheng Yao, and Danqi Chen. 2021. SimCSE: Simple Contrastive Learning of Sentence Embeddings. In *EMNLP*. Association for Computational Linguistics, Online and Punta Cana, Dominican Republic, 6894–6910.
- [13] Priyanka Gupta, Diksha Garg, Pankaj Malhotra, Lovekesh Vig, and Gautam Shroff. 2019. NISER: Normalized item and session representations to handle popularity bias. (Sept. 2019). *arXiv:1909.04276 [cs.LG]*
- [14] Ido Guy, Naama Zwerdling, Inbal Ronen, David Carmel, and Erel Uziel. 2010. Social media recommendation based on people and tags. In *Proceedings of the 33rd international ACM SIGIR conference on Research and development in information retrieval*. 194–201.
- [15] Ruining He and Julian McAuley. 2016. Fusing similarity models with markov chains for sparse sequential recommendation. In *ICDM*. IEEE, 191–200.
- [16] Zhankui He, Handong Zhao, Zhe Lin, Zhaowen Wang, Ajinkya Kale, and Julian McAuley. 2021. Locker: Locally Constrained Self-Attentive Sequential Recommendation. In *CIKM*. 3088–3092.
- [17] Balázs Hidasi and Alexandros Karatzoglou. 2018. Recurrent neural networks with top-k gains for session-based recommendations. In *CIKM*. 843–852.
- [18] Balázs Hidasi, Alexandros Karatzoglou, Linas Baltrunas, and Domonkos Tikk. 2015. Session-based recommendations with recurrent neural networks. *arXiv preprint arXiv:1511.06939* (2015).
- [19] Balázs Hidasi, Alexandros Karatzoglou, Linas Baltrunas, and Domonkos Tikk. 2016. Session-based Recommendations with Recurrent Neural Networks. In *ICLR*.
- [20] L. Hou, Z. Huang, L. Shang, X. Jiang, X. Chen, and Q. Liu. 2020. DynaBERT: Dynamic BERT with Adaptive Width and Depth. In *Advances in Neural Information Processing Systems*.
- [21] Jin Huang, Wayne Xin Zhao, Hongjian Dou, Ji-Rong Wen, and Edward Y Chang. 2018. Improving sequential recommendation with knowledge-enhanced memory networks. In *The 41st International ACM SIGIR Conference on Research & Development in Information Retrieval*. 505–514.
- [22] Z. Huang, F. Liu, X. Wu, S. Ge, H. Wang, W. Fan, and Y. Zou. 2021. Audio-Oriented Multimodal Machine Comprehension: Task, Dataset and Model. *CoRR* abs/2107.01571 (2021). *arXiv:2107.01571*
- [23] Z. Huang, F. Liu, X. Wu, S. Ge, H. Wang, W. Fan, and Y. Zou. 2021. Audio-Oriented Multimodal Machine Comprehension via Dynamic Inter- and Intra-modality Attention. In *AAAI*.
- [24] Z. Huang, F. Liu, P. Zhou, and Y. Zou. 2021. Sentiment Injected Iteratively Co-Interactive Network for Spoken Language Understanding. In *ICASSP*.
- [25] Z. Huang, F. Liu, and Y. Zou. 2020. Federated Learning for Spoken Language Understanding. In *COLING*.
- [26] Z. Huang, M. Rao, A. Raju, Z. Zhang, B. Bui, and C. Lee. 2022. MTL-SLT: Multi-Task Learning for Spoken Language Tasks. In *Proceedings of the 4th Workshop on NLP for Conversational AI, ConvAI@ACL*.

- [27] Hyunwoo Hwangbo, Yang Sok Kim, and Kyung Jin Cha. 2018. Recommendation system development for fashion retail e-commerce. *Electronic Commerce Research and Applications* 28 (2018), 94–101.
- [28] Minguk Kang and Jaesik Park. 2020. Contragan: Contrastive learning for conditional image generation. *NeurIPS* 33 (2020), 21357–21369.
- [29] Wang-Cheng Kang and Julian McAuley. 2018. Self-attentive sequential recommendation. In *ICDM*. IEEE, 197–206.
- [30] Walid Krichene and Steffen Rendle. 2020. On sampled metrics for item recommendation. In *SIGKDD*. 1748–1757.
- [31] Jiacheng Li, Yujie Wang, and Julian McAuley. 2020. Time interval aware self-attention for sequential recommendation. In *WSDM*. 322–330.
- [32] Yicong Li, Hongxu Chen, Xiangguo Sun, Zhenchao Sun, Lin Li, Lizhen Cui, Philip S. Yu, and Guandong Xu. 2021. Hyperbolic Hypergraphs for Sequential Recommendation. In *CIKM*. ACM, 988–997.
- [33] Yang Li, Tong Chen, Peng-Fei Zhang, and Hongzhi Yin. 2021. Lightweight Self-Attentive Sequential Recommendation. In *CIKM*. 967–977.
- [34] Zhiwei Liu, Yongjun Chen, Jia Li, Philip S. Yu, Julian J. McAuley, and Caiming Xiong. 2021. Contrastive Self-supervised Sequential Recommendation with Robust Augmentation. *CoRR* abs/2108.06479 (2021).
- [35] Chen Ma, Liheng Ma, Yingxue Zhang, Jianing Sun, Xue Liu, and Mark Coates. 2020. Memory augmented graph neural networks for sequential recommendation. In *AAAI*, Vol. 34. 5045–5052.
- [36] Julian J. McAuley, Christopher Targett, Qinfeng Shi, and Anton van den Hengel. 2015. Image-Based Recommendations on Styles and Substitutes. In *SIGIR*, Ricardo Baeza-Yates, Mounia Lalmas, Alistair Moffat, and Berthier A. Ribeiro-Neto (Eds.). ACM, 43–52. <https://doi.org/10.1145/2766462.2767755>
- [37] Aaron van den Oord, Yazhe Li, and Oriol Vinyals. 2018. Representation learning with contrastive predictive coding. *arXiv preprint arXiv:1807.03748* (2018).
- [38] Ruihong Qiu, Zi Huang, Hongzhi Yin, and Zijian Wang. 2022. Contrastive Learning for Representation Degeneration Problem in Sequential Recommendation. In *WSDM*. ACM, 813–823.
- [39] Massimo Quadrona, Alexandros Karatzoglou, Balázs Hidasi, and Paolo Cremonesi. 2017. Personalizing session-based recommendations with hierarchical recurrent neural networks. In *RecSys*. 130–137.
- [40] Steffen Rendle, Christoph Freudenthaler, Zeno Gantner, and Lars Schmidt-Thieme. 2009. BPR: Bayesian Personalized Ranking from Implicit Feedback. In *Proceedings of the Twenty-Fifth Conference on Uncertainty in Artificial Intelligence* (Montreal, Quebec, Canada) (*UAI '09*). AUAI Press, Arlington, Virginia, USA, 452–461.
- [41] Steffen Rendle, Christoph Freudenthaler, and Lars Schmidt-Thieme. 2010. Factorizing personalized markov chains for next-basket recommendation. In *WWW*. 811–820.
- [42] Aaqib Saeed, David Grangier, and Neil Zeghidour. 2021. Contrastive learning of general-purpose audio representations. In *ICASSP*. IEEE, 3875–3879.
- [43] Fei Sun, Jun Liu, Jian Wu, Changhua Pei, Xiao Lin, Wenwu Ou, and Peng Jiang. 2019. BERT4Rec: Sequential recommendation with bidirectional encoder representations from transformer. In *CIKM*. 1441–1450.
- [44] Jiaxi Tang and Ke Wang. 2018. Personalized top-n sequential recommendation via convolutional sequence embedding. In *WSDM*. 565–573.
- [45] Feng Wang and Huaping Liu. 2021. Understanding the behaviour of contrastive loss. In *CVPR*. 2495–2504.
- [46] Lei Wang, Ee-Peng Lim, Zhiwei Liu, and Tianxiang Zhao. 2022. Explanation Guided Contrastive Learning for Sequential Recommendation. (Sept. 2022). *arXiv:2209.01347* [cs.LG]
- [47] Liwei Wu, Shuqing Li, Cho-Jui Hsieh, and James Sharpnack. 2020. SSE-PT: Sequential recommendation via personalized transformer. In *RecSys*. 328–337.
- [48] Xu Xie, Fei Sun, Zhaoyang Liu, Shiwen Wu, Jinyang Gao, Bolin Ding, and Bin Cui. 2020. Contrastive learning for sequential recommendation. *arXiv preprint arXiv:2010.14395* (2020).
- [49] Yueqi Xie, Peilin Zhou, and Sunghun Kim. 2022. Decoupled Side Information Fusion for Sequential Recommendation. In *SIGIR*.
- [50] Ghim-Eng Yap, Xiao-Li Li, and Philip S Yu. 2012. Effective next-items recommendation via personalized sequential pattern mining. In *International conference on database systems for advanced applications*. Springer, 48–64.
- [51] Chenyu You, Ruihan Zhao, Lawrence H Staib, and James S Duncan. 2022. Momentum contrastive voxel-wise representation learning for semi-supervised volumetric medical image segmentation. In *International Conference on Medical Image Computing and Computer-Assisted Intervention*. Springer, 639–652.
- [52] Junliang Yu, Hongzhi Yin, Xin Xia, Tong Chen, Jundong Li, and Zi Huang. 2022. Self-Supervised Learning for Recommender Systems: A Survey. *CoRR* abs/2203.15876 (2022).
- [53] Fajie Yuan, Alexandros Karatzoglou, Ioannis Arapakis, Joemon M Jose, and Xiangnan He. 2019. A simple convolutional generative network for next item recommendation. In *WSDM*. 582–590.
- [54] Jiahao Yuan, Zihan Song, Mingyou Sun, Xiaoling Wang, and Wayne Xin Zhao. 2021. Dual Sparse Attention Network For Session-based Recommendation. In *AAAI*.
- [55] Xu Yuan, Dongsheng Duan, Lingling Tong, Lei Shi, and Cheng Zhang. 2021. ICAI-SR: Item Categorical Attribute Integrated Sequential Recommendation. In *SIGIR*. 1687–1691.
- [56] Peiyan Zhang, Jiayan Guo, Chaozhao Li, Yueqi Xie, Jaeboum Kim, Yan Zhang, Xing Xie, Haoan Wang, and Sunghun Kim. 2022. Efficiently Leveraging Multi-level User Intent for Session-based Recommendation via Atten-Mixer Network. *arXiv preprint arXiv:2206.12781* (2022).
- [57] Wayne Xin Zhao, Shanlei Mu, Yupeng Hou, Zihan Lin, Yushuo Chen, Xingyu Pan, Kaiyuan Li, Yujie Lu, Hui Wang, Changxin Tian, et al. 2021. Recbole: Towards a unified, comprehensive and efficient framework for recommendation algorithms. In *CIKM*. 4653–4664.
- [58] Kun Zhou, Hui Wang, Wayne Xin Zhao, Yutao Zhu, Sirui Wang, Fuzheng Zhang, Zhongyuan Wang, and Ji-Rong Wen. 2020. S3-rec: Self-supervised learning for sequential recommendation with mutual information maximization. In *CIKM*. 1893–1902.
- [59] P. Zhou, Z. Huang, F. Liu, and Y. Zou. 2020. PIN: A Novel Parallel Interactive Network for Spoken Language Understanding. In *ICPR*.

## A DATA AUGMENTATION METHODS

Given the original user sequence,  $S_u = [v_1^u, v_2^u, v_3^u, \dots, v_n^u]$ , the following invasive augmentation approaches can be applied:

- **Insertion.** It first randomly selects a position in our original sequence  $S_u$ . It then insert the items randomly selected from other users' interaction history to  $S_u$ . Then operation is conducted several times on the sequence to generate an augmented sequence. The inserted sequence is defined by:

$$S_u^i = [v_1^u, v_{in}^u, v_2^u, \dots, v_n^u] \quad (9)$$

- **Deletion.** It randomly deletes an item in original sequence and re-run the operation to form augmented sequence. The deleted sequence is defined by:

$$S_u^d = [v_1^u, v_3^u, \dots, v_n^u] \quad (10)$$

- **Substitution.** It randomly selects a proportion of items from  $S_u$  to be substituted as  $l_r$ . The items in  $l_r$  are randomly selected from all negative samples for  $S_u$ . The substitution ratio is set to 0.2, empirically. The substituted sequence can be written as:

$$S_u^s = [v_1^u, v_r^u, v_3^u, \dots, v_n^u] \quad (11)$$

- **Cropping.** It randomly selects a continuous sub-sequence from positions  $i$  to  $i + l_c$  from  $S_u$  and removes it. The length to crop ( $l_c$ ) is defined by  $l_c = \alpha |S_u|$  where empirically  $\alpha = 0.8$ . The cropped sequence is defined by:

$$S_u^c = [v_i^u, v_{i+1}^u, \dots, v_n^u] \quad (12)$$

- **Reordering.** It randomly selects a continuous sub-sequence from positions  $i$  to  $i + l_c$  from  $S_u$  and shuffle it. The length to reorder ( $l_c$ ) is defined by  $l_c = \alpha |S_u|$  where empirically  $\alpha = 0.2$ . The reordered sequence is defined by:

$$S_u^r = [v_1^u, v_3^u, v_4^u, v_2^u, v_5^u, \dots, v_n^u] \quad (13)$$

Given the user representation  $h^u$ , the following mild and invasive augmentation approaches (illustrated in Fig. 5(b)) can be applied.

- **Perturbation.** It obtains the random noise according to the representation  $h^u$  for augmentation. Formally, given the  $h^u$  in a  $d$ -dimensional embedding space, the perturbation operation can be implemented in the following way:

$$h_p^u = h^u + \Delta_u \quad (14)$$

The noise vectors  $\Delta$  are subject to following constraints:

$$\begin{aligned} \|\Delta\|_2 &= \epsilon, \\ \Delta_i &= \hat{\Delta} \odot h^u, \hat{\Delta} \in \mathcal{R}^d \sim U(0, 1), \end{aligned} \quad (15)$$

As elaborated in previous SimGCL [46], the constraints contribute to control the magnitude of  $\Delta$  and deviation of  $h^u$ , which help to retain most information of the original representation and meanwhile keep some variance. Note that for each representation, the added random noises are different.

- **Normalization.** It directly applies normalization operation on the user representations. The operation preserves most of the information of the original representation, while also adjusting the entire representation space in a gentle way to generate positive samples. Meanwhile, it helps to alleviate

**Table 5: Performance comparison with respect to different mild and invasive augmentations on Toys and Sports.**

Settings	Toys		Sports	
	Recall@10	NDCG@10	Recall@10	NDCG@10
<i>Mild Augmentation</i>				
Dropout	<b>0.0843</b>	<b>0.0379</b>	<b>0.0547</b>	<b>0.0272</b>
Norm	0.0827	0.0376	0.0526	0.0254
Perturb	0.0818	0.0371	0.0524	0.0264
<i>Invasive Augmentation</i>				
Substitution (Mask)	0.0843	<b>0.0379</b>	<b>0.0547</b>	<b>0.0272</b>
Substitution (Random)	0.0828	0.0374	0.0503	0.0247
Insert	0.0808	0.0372	0.0528	0.0265
Delete	<b>0.0848</b>	0.0384	0.0505	0.0253
Crop	0.0843	0.0379	0.0515	0.0256
Reorder	0.0827	0.0378	0.0497	0.0248

popularity bias, as demonstrated in previous NISER [13]. The operation can be implemented as follows:

$$h_n^u = \frac{h^u}{\|h^u\|_2} \quad (16)$$

## B MORE EXPERIMENTAL RESULTS

### B.1 Hyper-Parameter Analysis on ML-1m and Sports

As shown in Fig.6, we search training batch size from 32 to 512. The results show that an appropriate batch size can improves the effectiveness of contrastive learning as the contrastive negatives are obtained from mini-batch during training process. However, large batch sizes may introduce noises which could lead to performance degradation. Consistent with findings of existing studies, mask ratio has big impacts on ranking performance. The number of masked items is proportional to sequence information. This phenomenon also indicates that dropout ratio can directly affect ranking performance by controlling how informative the contrastive samples are. The contrastive temperature and window size have relatively limited impacts on ranking performance as our framework always discriminate masked items that contribute to enhancing representation generation. We believe that this is an important manifestation of the robustness of ECL-SR in different ranking scenarios.

### B.2 Ablation Study on Toys and Sports

The impact of augmentation strategy is shown in table 5. We see that augmentation does help ECL-SR improve the performance when it includes mild (e.g., dropout) and invasive (e.g., substitution by mask) augmentations. However, when we change the augmentation strategies of ECL-SR, model performance drops significantly. This observation indicates limitations of pervasive augmentation strategies, and further demonstrates the effectiveness of ECL-SR.

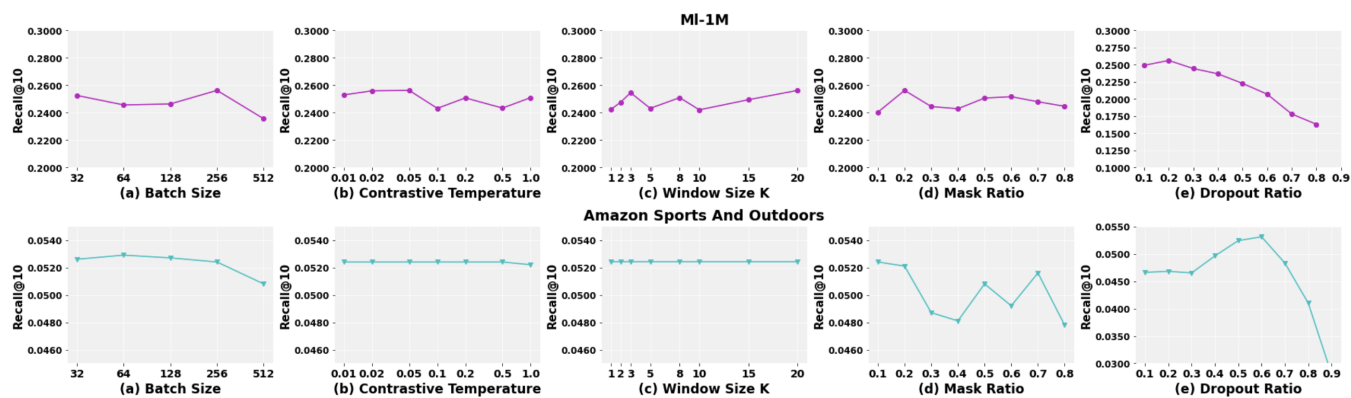


Figure 6: Performance (Recall@10) comparison with respect to 5 hyper-parameters on ML-1m and Sports.