

Prompting Large Pre-trained Vision-Language Models For Compositional Concept Learning

Guangyue Xu
Michigan State University

Parisa Kordjamshidi
Michigan State University

Joyce Chai
University of Michigan

Abstract

This work explores the zero-shot compositional learning ability of large pre-trained vision-language models (VLMs) within the prompt-based learning framework and propose a model (*PromptCompVL*) to solve the compositional zero-shot learning (CZSL) problem. *PromptCompVL* makes two design choices: first, it uses a soft-prompting instead of hard-prompting to inject learnable parameters to reprogram VLMs for compositional learning. Second, to address the compositional challenge, it uses the soft-embedding layer to learn primitive concepts in different combinations. By combining both soft-embedding and soft-prompting, *PromptCompVL* achieves state-of-the-art performance on the MIT-States dataset. Furthermore, our proposed model achieves consistent improvement compared to other CLIP-based methods which shows the effectiveness of the proposed prompting strategies for CZSL.

1 Introduction

In this paper, we investigate a previously formulated compositional learning problem, compositional zero-shot learning (CZSL), which requires the agent to recognize novel compositional attribute-object (attr-obj) pairs by composing previously learnt primitive concepts. For example, in Fig. 1, after learning the primitive concepts, *sliced* and *apple*, CZSL expects the agent to recognize *sliced apple* which has not been observed during training time.

The main challenge of CZSL is the distribution-shift between the training and test data which causes the learnt models overfit the seen compositions. Previous works usually construct a shared embedding space and add different constraints to regularize the space for compositional concept learning (Nagarajan and Grauman, 2018; Naeem et al., 2021; Mancini et al., 2021). In this work, we attempt to solve the CZSL problem from the

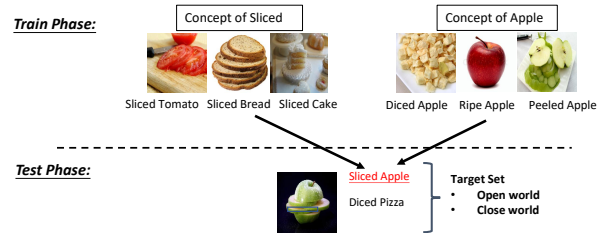


Figure 1: CZSL setting: given the primitive concepts of *sliced* and *apple*, our target is to recognize the compositional concept *sliced apple*.

lens of prompting large vision-language models. We propose a model, called *PromptCompVL*, to explore the compositional learning ability of current VLMs.

The core idea of *PromptCompVL* is to inject learnable pieces, including the soft-prompting layer and the soft-embedding layer, to CLIP (Radford et al., 2021) for compositional learning. In particular, soft-prompting layer is used to replace the CLIP’s hard-prompting vectors in order to increase CLIP’s capacity and reprogramming it for CZSL by adjusting the soft-prompting vectors. Moreover, soft-embedding layer is introduced to replace CLIP’s original vocabulary embedding layer to address the compositional concept learning challenge. We use the soft-embedding layer to encode the primitive concepts and update the concept embedding through observing different combinations during training time. The role of soft-embedding is similar to verbalizer in the general prompt-learning framework (Liu et al., 2021a).

The advantages of this work can be summarized as follows: 1) Inherited from prompting methods, *PromptCompVL* is a *parameter-efficient* learning framework which can improve CZSL using VLMs without the overhead of fine-tuning the entire model. 2) Different from previous prompting architecture, *PromptCompVL* introduces two learnable components, soft-embedding and soft-prompting

simultaneously, to address CZSL problems. In particular, it introduces the soft-embedding layer to address the compositional challenge and the soft-prompting layer to improve the VLMs’ flexibility to fit CZSL tasks. 3) *PromptCompVL* achieves SOTA result on MIT-States dataset and shows consistent improvements compared to other CLIP-based methods on both MIT-States and UT-Zappos datasets.

2 Preliminaries

CLIP (Radford et al., 2021) is a powerful Vision-Language model which uses contrastive loss to learn a joint embedding space and align images and texts within the constructed space. CLIP consists of three components: 1) a text encoder to summarize text into a vector. It uses BERT (Devlin et al., 2018) as its text encoder, 2) an image encoder to transform image into a vector. The image encoder can be ResNet (He et al., 2016) or ViT (Dosovitskiy et al., 2020), 3) a loss function, which is contrastive loss to update the text and image encoders. In *PromptCompVL*, we use and fix the pre-trained text and image encoders and solve CZSL by adding the learnable soft-prompting and soft-embedding layers detailed in Sec. 4.1.

Prompt Learning is commonly used for transferring knowledge from pre-trained models to downstream tasks, especially in low-resource scenarios. Prompt Learning can be generally categorized into: 1) *discrete/hard* prompting which requires carefully engineered prompts and verbalizers to map the vocabulary-space to the label-space for downstream tasks (Liu et al., 2021b). 2) *continuous/soft* prompting which injects learnable prompts into VLMs and reprogram the VLMs for downstream tasks. *PromptCompVL* follows the soft-prompting line. Besides soft-prompting layer, *PromptCompVL* also adds soft-embedding layer to further improve CLIP’s compositional learning ability. Because CZSL has no training examples for novel attr-obj compositions, prompting large VLMs can help solve this zero-shot problem.

3 Problem Formulation

Here we formally define the CZSL task. Let $\mathbb{A} = \{a_0, a_1, \dots, a_n\}$ be the attribute set and $\mathbb{O} = \{o_0, o_1, \dots, o_m\}$ be the object set. The compositional label space \mathbb{Y} is the Cartesian product of the attribute set and the object set, $\mathbb{Y} = \mathbb{A} \times \mathbb{O}$. At training time, we are given seen examples $\mathbb{S}_{\text{seen}} = \{(x_1, y_1), \dots, (x_n, y_n)\}$, where x_i is an

image and $y_i = (a_i, o_i)$ is its label from seen pair set $\mathbb{Y}_{\text{seen}} \subset \mathbb{Y}$. The goal of CZSL is to learn a function f to assign an image a compositional label from the target set $\mathbb{Y}_{\text{target}} \subseteq \mathbb{Y}$. Based on different target set settings, CZSL can be categorized into: 1) Standard CZSL, where $\mathbb{Y}_{\text{target}} = \mathbb{Y}_{\text{unseen}}$ and $\mathbb{Y}_{\text{seen}} \cap \mathbb{Y}_{\text{unseen}} = \emptyset$, the target set only consists of unseen pairs introduced in (Nagaranjan and Grauman, 2018); 2) Generalized CZSL, where $\mathbb{Y}_{\text{target}} = \mathbb{Y}_{\text{seen}} \cup \mathbb{Y}_{\text{unseen}}$, the target set consists of both seen and unseen pairs introduced in (Purushwalkam et al., 2019); 3) Open-world CZSL where $\mathbb{Y}_{\text{target}} = \mathbb{Y}$ where target set is all attr-obj combinations and is the most challenging case introduced in (Mancini et al., 2021). Following (Purushwalkam et al., 2019)’s pair split, we evaluate *PromptCompVL* using generalized CZSL as the close world and open-world CZSL as the open world detailed in Appendix A.

4 PromptCompVL

4.1 Architecture

The architecture of *PromptCompVL* is shown in Fig. 2. It has four components: text encoder, image encoder, soft-embedding layer and soft-prompting layer. As Fig. 3 shows, different from previous prompting strategies (Zhou et al., 2022; Nayak et al., 2022), we set both soft-prompting and soft-embedding as learnable parameters and we use these two soft layers to construct text input as Eq. 1.

$$\underbrace{[SOS, \overbrace{v_1, v_2, \dots, v_k}^{\text{soft-prompt}}, \overbrace{\text{attr}, \text{obj}}^{\text{soft-embedding}}, EOS]}_{\text{Text Context}} \quad (1)$$

- *Soft-embedding layer.* We update the embedding for each primitive concept under different combinations during training time. And this improve the model’s compositional ability. The soft-embedding layer is with size $R^{(|a|+|o|)*d}$, where $|a|$ is the attribute number, $|o|$ is the object number, d is the soft-embedding dimension.
- *Soft-prompting layer.* In this setting, by adding the soft-prompting parameters, we reprogram CLIP for different compositional learning datasets. We have k prompt vectors, each with dimension d , i.e., $v_i \in R^d, i \in 1, 2, \dots, k$.

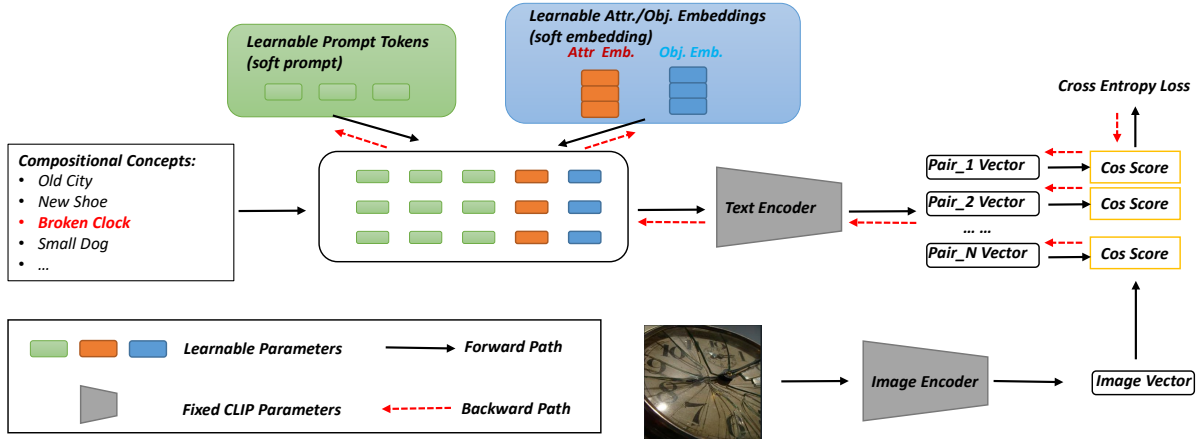


Figure 2: *PromptCompVL* Architecture. It consists of four components: image encoder, text encoder, soft-prompting layer and soft-embedding layer. The Soft-prompting and soft-embedding layers are learnable during training.

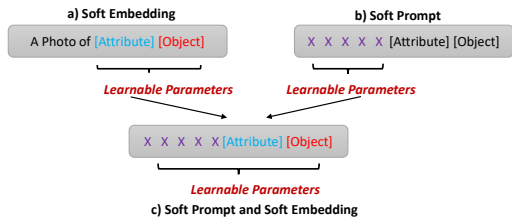


Figure 3: Different prompting strategies. *PromptCompVL* combines both soft-prompting and soft-embedding.

4.2 Pipeline

In this section, we will discuss the details of *PromptCompVL*'s components and the whole pipeline is outlined in Appendix B.

Text Encoder. Given the attr-obj label, 1) instead of using CLIP's hard prompts, "a photo of", we add the learnable soft-prompting vectors $[v_1, v_2, \dots, v_k]$ before the attr-obj label, 2) we encode attr-obj label using the learnable soft-embedding layer instead of the CLIP's fixed embedding layer, 3) after the above replacements, we extract and normalize EOS vector t_i after self-attention mechanism as the text representation using Eq. 2.

Image Encoder. We choose ViT as our backbone image encoder. We first rescale the image to size 224×224 . Then we use ViT to extract the image vector. Specifically, ViT-L/14 is used as *PromptCompVL*'s image encoder. The extracted image vector x_i needs to be normalized according to Eq. 2.

Soft-Prompting and Soft-Embedding. These are the components that we need to learn in the *PromptCompVL* model. We use these two components to

construct the text context for each attr-obj pairs as CLIP's input as shown in Eq. 1. We use θ and ϕ to denote the learnable parameters for soft-prompting and soft-embedding respectively.

$$x_i = \frac{VisEnc(x_i)}{\|VisEnc(x_i)\|} \quad t_i = \frac{TxtEnc_{\theta, \phi}(t_{a_i, o_i})}{\|TxtEnc_{\theta, \phi}(t_{a_i, o_i})\|} \quad (2)$$

4.3 Training

After obtaining attr-obj and image vectors following the aforementioned steps, we can calculate the class probability using the cosine similarity as Eq. 3. Finally, Cross-Entropy loss is used to update *PromptCompVL*'s soft-prompting parameters θ and soft-embedding parameters ϕ using the training dataset.

$$p(y | x) = \frac{\exp(\text{sim}(x, t_i) / \tau)}{\sum_{i=1}^K \exp(\text{sim}(x, t_i) / \tau)} \quad (3)$$

where τ is a temperature hyper-parameter, sim denotes cosine similarity and K is the number of attr-obj pairs in the training set.

4.4 Inference

Given an image, for each attr-obj pair in \mathbb{Y}_{target} , we construct the text input using the learnt soft-embedding and soft-prompting as the format of Eq. 1. After going through CLIP's text and image encoders, we use cosine similarity to select the most relevant attr-obj pair as the compositional label of the given image as follows,

$$\hat{y} = \arg \max_{t_i \in \mathbb{Y}_{target}} \text{sim}(t_i, x). \quad (4)$$

Method	Close World								Open World							
	Mit-States				UT-Zappos				Mit-States				UT-Zappos			
	S	U	H	AUC	S	U	H	AUC	S	U	H	AUC	S	U	H	AUC
AoP (Nagarajan and Grauman, 2018)	14.3	17.4	9.9	1.6	59.8	54.2	40.8	25.9	16.6	5.7	4.7	0.7	50.9	34.2	29.4	13.7
LE+ (Misra et al., 2017)	15.0	20.1	10.7	2.0	53.0	61.9	41.0	25.7	14.2	2.5	2.7	0.3	60.4	36.5	30.5	16.3
TMN (Purushwalkam et al., 2019)	20.2	20.1	13.0	2.9	58.7	60.0	45.0	29.3	12.6	0.9	1.2	0.1	55.9	18.1	21.7	8.4
SymNet (Li et al., 2020)	24.2	25.2	16.1	3.0	49.8	57.4	40.4	23.4	21.4	7.0	5.8	0.8	53.3	44.6	34.5	18.5
CompCos (Mancini et al., 2021)	25.3	24.6	16.4	4.5	59.8	62.5	43.1	28.7	25.4	10.0	8.9	1.6	59.3	46.8	36.9	21.3
CGE (Naeem et al., 2021)	32.8	28.0	21.4	6.5	64.5	71.5	60.5	33.5	32.4	5.1	6.0	1.0	61.7	47.7	39.0	23.1
CLIP (Radford et al., 2021)	30.2	40.0	26.1	11.0	15.8	49.1	15.6	5.0	30.1	14.3	12.8	3.0	15.7	20.6	11.2	2.2
COOP (Zhou et al., 2022)	36.7	49.2	31.6	15.1	62.9	62.3	45.5	31.3	36.8	16.5	16.1	4.7	61.8	39.3	35.6	19.5
CSP (Nayak et al., 2022)	48.2	45.64	34.4	17.9	63.8	64.0	45.2	31.9	46.3	15.7	17.4	5.7	64.1	44.1	38.9	22.7
Ours	48.5	47.2	35.3	18.3	64.4	64.0	46.12	32.2	48.5	16.0	17.7	6.1	64.6	44.0	37.1	21.6

Table 1: Close and Open World results on UT-Zappos and Mit-States datasets. We report best seen accuracy S, best unseen accuracy U, best harmonic mean(HM) and area under the curve(AUC) for comparison.

5 Experiments

5.1 DataSets

MIT-States (Isola et al., 2015) and UT-Zappos (Yu and Grauman, 2014) are commonly used as the benchmarks for CZSL. In our experiments, we follow (Purushwalkam et al., 2019)’s pair split shown in Tab. 2.

5.2 Results

We compare *PromptCompVL* with two types of baselines: 1) non-CLIP methods (top six models) and 2) CLIP-based methods (the bottom three models) as shown in Table 1.

In the open setting, due to distribution-shift problem, we need to introduce the feasibility score to adjust the unseen pairs’ logits as used in (Mancini et al., 2021; Nayak et al., 2022) and the adapted feasibility score is detailed in the Appendix C.

For fair comparison, the context length is set to 8, the prompt length k is set to 3 which is CLIP’s hard-prompting’s length, both soft-embedding and soft-prompting’s dimension d is set to 768 which is consistent with *ViT-L/14*’s model setting.

Results on MIT-States. Table 1 shows that *PromptCompVL* achieves the new SoTA results on MIT-States on both close and open settings (except unseen accuracy in the open setting) compared with both CLIP and non-CLIP baselines. The CLIP-based models have consistently better performance compared to the non-CLIP methods. Moreover, CLIP-prompting methods, including COOP, CSP and ours, further boost the performance compared to the vanilla CLIP model, which demonstrates the effectiveness of prompt learning in CZSL.

Results on UT-Zappos. Basically on UT-Zappos, *PromptCompVL* and other CLIP-based approaches can’t achieve SOTA performance compared with CGE. It is likely because UT-Zappos is a domain-specific dataset which consists of shoes and the

	MIT-States	UT-Zappos
# Attr.	115	16
# Obj.	245	12
# Attr. \times Obj.	28175	192
# Train Pair	1262	83
# Train Img.	30338	22998
# Val. Seen Pair	300	15
# Val. Unseen Pair	300	15
# Val. Img.	10420	3214
# Test Seen Pair	400	18
# Test Unseen Pair	400	18
# Test Img.	19191	2914

Table 2: Dataset Split Statistics.

materials. CLIP doesn’t see many images from this domain during training time.

Comparing *PromptCompVL* with other CLIP-based method. Besides the absolute SOTA improvement on MIT-States, another interesting part is the *PromptCompVL* gets consistent improvement on MIT-States in both settings and on UT-Zappos in close setting compared with other CLIP-based methods. This empirically shows the effectiveness of introducing both soft-embedding and soft-prompting in CZSL. Comparing with CSP (Nayak et al., 2022), we only introduce additional 3 learnable prompt vectors and obtain satisfactory improvements on MIT-States. This shows the importance of soft-prompting. It reprograms CLIP for CZSL. For soft-embedding, we learn the primitive concept embedding instead of using fixed CLIP’s embedding which is better for compositional learning compared with COOP (Zhou et al., 2022).

6 Conclusion

In this paper, we propose *PromptCombVL*, a new CLIP-based prompting framework, to address the CZSL problem. Our initial results have shown that *PromptCombVL* performs better for a wider domain such as MIT-States, however less effective for a more specific domain such as UT-Zappos.

These results demonstrate potential advantages and limitations in applying CLIP-based prompting approaches to compositional concept learning in the future.

References

- Jacob Devlin, Ming-Wei Chang, Kenton Lee, and Kristina Toutanova. 2018. Bert: Pre-training of deep bidirectional transformers for language understanding. *arXiv preprint arXiv:1810.04805*.
- Alexey Dosovitskiy, Lucas Beyer, Alexander Kolesnikov, Dirk Weissenborn, Xiaohua Zhai, Thomas Unterthiner, Mostafa Dehghani, Matthias Minderer, Georg Heigold, Sylvain Gelly, et al. 2020. An image is worth 16x16 words: Transformers for image recognition at scale. *arXiv preprint arXiv:2010.11929*.
- Kaiming He, Xiangyu Zhang, Shaoqing Ren, and Jian Sun. 2016. Deep residual learning for image recognition. In *Proceedings of the IEEE conference on computer vision and pattern recognition*, pages 770–778.
- Phillip Isola, Joseph J Lim, and Edward H Adelson. 2015. Discovering states and transformations in image collections. In *Proceedings of the IEEE conference on computer vision and pattern recognition*, pages 1383–1391.
- Yong-Lu Li, Yue Xu, Xiaohan Mao, and Cewu Lu. 2020. Symmetry and group in attribute-object compositions. In *Proceedings of the IEEE/CVF Conference on Computer Vision and Pattern Recognition*, pages 11316–11325.
- Pengfei Liu, Weizhe Yuan, Jinlan Fu, Zhengbao Jiang, Hiroaki Hayashi, and Graham Neubig. 2021a. Pre-train, prompt, and predict: A systematic survey of prompting methods in natural language processing. *arXiv preprint arXiv:2107.13586*.
- Xiao Liu, Yanan Zheng, Zhengxiao Du, Ming Ding, Yujie Qian, Zhilin Yang, and Jie Tang. 2021b. Gpt understands, too. *arXiv preprint arXiv:2103.10385*.
- Massimiliano Mancini, Muhammad Ferjad Naeem, Yongqin Xian, and Zeynep Akata. 2021. Open world compositional zero-shot learning. In *Proceedings of the IEEE/CVF Conference on Computer Vision and Pattern Recognition*, pages 5222–5230.
- Ishan Misra, Abhinav Gupta, and Martial Hebert. 2017. From red wine to red tomato: Composition with context. In *Proceedings of the IEEE Conference on Computer Vision and Pattern Recognition*, pages 1792–1801.
- Muhammad Ferjad Naeem, Yongqin Xian, Federico Tombari, and Zeynep Akata. 2021. Learning graph embeddings for compositional zero-shot learning. In *Proceedings of the IEEE/CVF Conference on Computer Vision and Pattern Recognition*, pages 953–962.
- Tushar Nagarajan and Kristen Grauman. 2018. Attributes as operators: factorizing unseen attribute-object compositions. In *Proceedings of the European Conference on Computer Vision (ECCV)*, pages 169–185.
- Nihal V Nayak, Peilin Yu, and Stephen H Bach. 2022. Learning to compose soft prompts for compositional zero-shot learning. *arXiv preprint arXiv:2204.03574*.
- Senthil Purushwalkam, Maximilian Nickel, Abhinav Gupta, and Marc’Aurelio Ranzato. 2019. Task-driven modular networks for zero-shot compositional learning. In *Proceedings of the IEEE/CVF International Conference on Computer Vision*, pages 3593–3602.
- Alec Radford, Jong Wook Kim, Chris Hallacy, Aditya Ramesh, Gabriel Goh, Sandhini Agarwal, Girish Sastry, Amanda Askell, Pamela Mishkin, Jack Clark, et al. 2021. Learning transferable visual models from natural language supervision. In *International Conference on Machine Learning*, pages 8748–8763. PMLR.
- Aron Yu and Kristen Grauman. 2014. Fine-grained visual comparisons with local learning. In *Proceedings of the IEEE Conference on Computer Vision and Pattern Recognition*, pages 192–199.
- Kaiyang Zhou, Jingkang Yang, Chen Change Loy, and Ziwei Liu. 2022. Conditional prompt learning for vision-language models. In *CVPR*.

A CZSL Settings

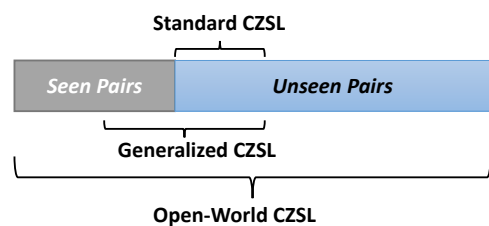


Figure 4: Illustration of different CZSL settings.

Fig. 4 shows the different target dataset choice in test phase. In our experiment, we select generalized CZSL as our close world setting and open-world CZSL as our open world setting used in recent works (Nayak et al., 2022; Mancini et al., 2021; Naeem et al., 2021).

B Pipeline

Algorithm B.1 *PromptCompVL*

- 1: Initialize PromptCompVL using the pre-trained CLIP’s text and image encoders.
 - 2: Construct text input for attr-obj labels using Eq. 1.
 - 3: Extract and normalize image/text vectors using CLIP’s image/text encoder using Eq. 2.
 - 4: Calculate the class probability as Eq. 3 using the cosine similarity and update PromptCompVL’s soft-prompting layer θ and soft-embedding layer ϕ using Cross-Entropy loss.
-

C Feasibility Scores

Dataset	Feasibility Score
MIT-States	0.40691
UT-Zappos	0.5299
C-GQA	

Table 3: *PromptCompVL*’s Feasibility score for Mit-States and UT-Zappos which is tuned using the validation set.