

Geometric Constellation Shaping for Fiber-Optic Channels via End-to-End Learning

Ognjen Jovanovic, *Member, IEEE*, Francesco Da Ros, *Senior Member, IEEE*,
Darko Zibar, and Metodi P. Yankov, *Member, IEEE*

(Invited Paper)

Abstract—End-to-end learning has become a popular method to optimize a constellation shape of a communication system. When the channel model is differentiable, end-to-end learning can be applied with conventional backpropagation algorithm for optimization of the shape. A variety of optimization algorithms have also been developed for end-to-end learning over a non-differentiable channel model. In this paper, we compare gradient-free optimization method based on the cubature Kalman filter, model-free optimization and backpropagation for end-to-end learning on a fiber-optic channel modeled by the split-step Fourier method. The results indicate that the gradient-free optimization algorithms provide a decent replacement to backpropagation in terms of performance at the expense of computational complexity. Furthermore, the quantization problem of finite bit resolution of the digital-to-analog and analog-to-digital converters is addressed and its impact on geometrically shaped constellations is analysed. Here, the results show that when optimizing a constellation with respect to mutual information, a minimum number of quantization levels is required to achieve shaping gain. For generalized mutual information, the gain is maintained throughout all of the considered quantization levels. Also, the results implied that the autoencoder can adapt the constellation size to the given channel conditions.

Index Terms—Optical fiber communication, autoencoders, end-to-end learning, geometric constellation shaping, cubature Kalman filter, reinforcement learning, quantization noise.

I. INTRODUCTION

OPTICAL communication systems need to increase their throughput in order to keep up with the growth of data traffic demand. In the liner region, optimization of the modulation formats using geometric or probabilistic constellation shaping can achieve capacity approaching throughput. Probabilistic constellation shaping (PCS) is a well established approach for increasing the throughput and providing rate adaptivity [1]. However, it comes at the expense of increased transceiver complexity because it requires a distribution matcher and dematcher. Due to the serial nature of the distribution matcher, hardware efficient implementation could prove to be challenging for future systems in which a single carrier will transmit data rates above 1Tb/s [2]. Also, the interplay of PCS and digital signal processing (DSP) can lead to deteriorated performance, especially in the case of the phase and frequency recovery [3]. In [4], it was demonstrated that for moderate to low signal-to-noise ratio (SNR) the quality of the phase estimation of the blind phase search (BPS) algorithm [5]

is degraded in the presence of PCS. Geometric constellation shaping (GCS) could prove to be a low-complexity alternative to PCS because it is directly compatible with the classical bit-interleaved coded modulation (BICM) and can be optimized with respect to existing DSP [6].

End-to-end learning, which was introduced in [7], utilizes an autoencoder (AE) [8] to optimize the communication system and it has gathered traction as a method to approach GCS due to its versatility to the employed channel model. End-to-end learning has proven to be effective for GCS in optical communication systems [6], [9]–[14], mainly focusing on the mitigation of the nonlinear effects of the optical fiber. Geometric constellation shaping considering the BPS algorithm was explored in [15], [16], where a constellation was optimized to be robust to channel uncertainties with the BPS at the receiver. Joint probabilistic and geometric constellation shaping can also be approached with end-to-end learning [17], [18]. Apart from constellation shaping, end-to-end learning was applied in optical communication for waveform optimization for dispersive fiber [19]–[21], waveform optimization for nonlinear frequency division multiplexing [22], [23] and superchannel transmission [24], [25].

Typically, an AE is optimized using backpropagation (BP) which relies on a gradient-based algorithm and it requires that the embedded channel model is differentiable. All the aforementioned work fulfilled this requirement and performed gradient-based optimization. However, a differentiable channel might not always be available which makes this requirement too strict. One example is non-numerical channels such as experimental test-beds. Another example is channels including decision-directed DSP algorithms such as the classical BPS algorithm and decision-directed equalizers. Alternatives have been proposed, such as modelling these channels using generative adversarial networks [26]–[28], avoiding to propagate the gradient through the channel [29]–[31] or adapting the channels to be differentiable [32].

In [29], [30], a two-phase alternating algorithm which relies on reinforcement learning (RL) was used to train the AE without a known channel model. This approach was utilized to train a NN for digital predistortion over-the-fiber [33]. Optimization of an AE with a non-differentiable channel, more specifically the BPS algorithm, using a gradient-free optimization was proposed and investigated in [31]. A differentiable version of the BPS was proposed in [32] in order to optimize the AE using classical gradient-based algorithms. It was expanded to include robustness to channel uncertainties [34] similar to [15].

O. Jovanovic, F. Da Ros, D. Zibar, and M. P. Yankov are with the Department of Electronics and Photonic Engineering, Technical University of Denmark, 2800 Kgs. Lyngby, Denmark, e-mail: ognjo@dtu.dk

The AE-based GCS does not require hardware changes as it simply optimizes the positions of the constellation points in the complex plane and can be implemented as a lookup table [6]. However, the geometrically shaped constellation points may require a finer quantization than a typical square quadrature amplitude modulation (QAM), which could prove to be the main drawback of GCS. End-to-end learning of a communication system which includes quantization noise was done e.g. in [19], [24]. However, a fixed number of quantization bits was used and the effect of different number of quantization bits was not discussed.

This paper is an extension of [35], which compares different AE training algorithms with respect to their performance and analyses the impact of quantization noise when optimizing a constellation with respect to mutual information (MI). In this paper, the results from [35] are discussed and the analysis of the training algorithms is extended to include convergence and complexity. The impact of quantization noise is then extended to an optimization of a constellation with respect to generalized mutual information (GMI) and compared to the ones obtained with MI. An analysis of differences between the constellations optimized for MI and GMI is included.

The remainder of the paper is organized as follows. Mutual information (MI) and generalized mutual information (GMI) are used as performance metrics and the basic principles of estimating them are described in Section II, as well as the principle of mismatched decoding. In Section III, the AE-based GCS with respect to MI and GMI is described, as well as the applied optimization algorithms. A detailed description of the system, the AE architecture, channel models and the optimization procedure, is provided in Section IV. Section V provides the results on the MI performance of the constellations trained with different optimization algorithm on the split step Fourier method (SSFM) channel model, as well as MI and GMI performances obtained by constellations trained on a channel which includes quantization noise. The conclusions are summarized in Section VI.

II. PERFORMANCE METRICS

A. Mutual information

Let \mathcal{X} be a set of complex constellation points (symbols) with cardinality $|\mathcal{X}| = M = 2^m$, where m is the number of bits carried by a symbol. Consider $\mathbf{B} = [B_1, B_2, \dots, B_m]$ a random variable of binary m -dimensional vectors which are mapped to complex valued symbol $X \in \mathcal{X}$ with a uniform probability mass function $P_X(x) = \frac{1}{M}$. The channel transition probability density $p_{Y|X}(y|x)$ governs the channel input-output relation, where Y is a complex output of a channel with X as input. The channel output $Y \in \mathbb{C}$ has a probability distribution $p_Y(y)$, where \mathbb{C} denotes the set of complex numbers. Mutual information (MI) $I(X; Y)$ represents the amount of information shared between Y and X in bits per symbol,

$$\begin{aligned} I(X; Y) &= H(X) - H_p(X|Y) = m - H_p(X|Y) \\ &= \sum_{x \in \mathcal{X}} P_X(x) \int_{\mathbb{C}} p_{Y|X}(y|x) \log_2 \frac{p_{Y|X}(y|x)}{p_Y(y)} dy, \end{aligned} \quad (1)$$

where $H(X) = -\sum_{x \in \mathcal{X}} P_X(x) \log_2(P_X(x)) = \log_2(M) = m$ is the entropy of X and $H_p(X|Y) = \mathbb{E}_{p(x,y)}[p_{X|Y}(x|y)]$ is the conditional entropy of X given Y . The probability $p_{X|Y}(x|y)$ is the posterior probability of X given Y . The expectation $\mathbb{E}_{p(x,y)}$ should be taken over the true joint probability density function of $p_{X,Y}(x, y)$.

In order to evaluate Eq. (1), it is required to know the channel transition probability $p_{Y|X}(y|x)$ and its analytical expression, however, in optical communication this is often not the case. When the transition probability $p_{Y|X}(y|x)$ is unknown or the analytical expression is unavailable, a typical approach is to bound Eq. (1). Instead of the true transition probability $p_{Y|X}(y|x)$, a transition probability $q_{Y|X}(y|x)$ of an auxiliary channel is considered [36]. This approach is known as mismatched decoding and it can be used to obtain a lower bound on the MI which is also known as the achievable information rate (AIR). This lower bound is formulated as

$$I(X; Y) \geq H(X) - \hat{H}_q(X|Y) = m - \hat{H}_q(X|Y), \quad (2)$$

where $\hat{H}_q(X|Y) = \mathbb{E}_{p(x,y)}[q_{X|Y}(x|y)]$ is an upper bound of the true conditional entropy $H_p(X|Y)$. The probability distribution $q_{X|Y}(x|y)$ is the auxiliary distribution of the true posterior probability $p_{X|Y}(x|y)$. The inequality in Eq. (2) turns to equality when $q_{X|Y}(x|y) = p_{X|Y}(x|y)$.

B. Generalized mutual information

For optical communication, a bit-interleaved coded modulation (BICM) architecture is usually used and it contains a bit-wise demapper. Achieving the previously described MI requires a symbol-wise forward error correction (FEC) or iterative demapping and decoding. Instead, GMI is a good performance indicator for an architecture that employs binary soft-decision FEC, such as the more conventional BICM [37]. Using the conditional entropy $\hat{H}_q(B_i|Y) = \mathbb{E}_{p(x,y)}[q_{B_i|Y}(b_i|y)]$ of the bit B_i at the i -th position and the channel output Y instead of $\hat{H}_q(X|Y)$, a lower bound on the GMI $I(\mathbf{B}; Y)$ can be defined as [37]

$$\begin{aligned} I(\mathbf{B}; Y) &\geq \sum_{i=1}^m I(B_i; Y) \geq H(x) - \sum_{i=1}^m \hat{H}_q(B_i|Y) \\ &= m - \sum_{i=1}^m \hat{H}_q(B_i|Y) \end{aligned} \quad (3)$$

The GMI and its lower bound are heavily reliant on the bit-to-symbol labeling, which directly influences the tightness of the first bound in Eq. (3). For ideal, binary-reflected Gray labeling, that inequality turns into equality. In practice, some loss can be expected, especially for a poorly designed labeling scheme.

C. Mismatched Gaussian receiver

For optical communication, it is a common approach to use a mismatched Gaussian receiver [38], [39] which assumes the transition probability $q_{Y|X}(y|x)$ of an auxiliary Gaussian channel

$$q_{Y|X}(y|x) = \frac{1}{\sqrt{\pi\sigma_G^2}} \exp\left(-\frac{|y-x|^2}{\sigma_G^2}\right), \quad (4)$$

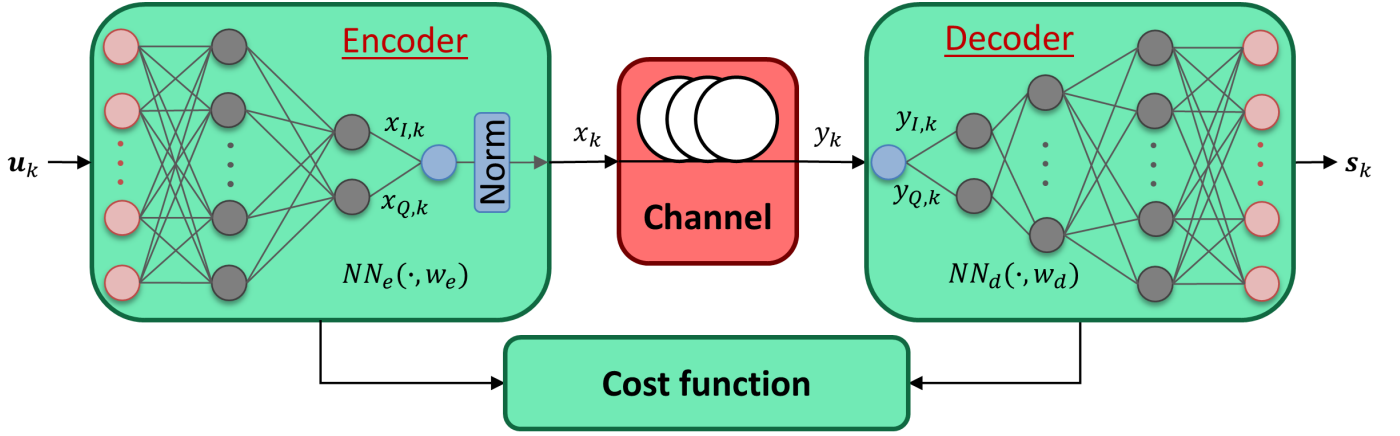


Fig. 1. Example of autoencoder model for geometrical constellation shaping.

where σ_G^2 is the estimated noise variance of the auxiliary channel. The noise variance σ_G^2 may be estimated from the training input-output channel pairs as $\sigma_G^2 = \mathbb{E}[|y - x|^2]$. By applying the Bayes' theorem, the posterior distributions in Eq. (2) are formulated as

$$q_{X|Y}(x|y) = \frac{p_X(x)q_{Y|X}(y|x)}{\sum_{x^i \in \mathcal{X}} p_X(x = x^i)q_{Y|X}(y|x = x^i)} \quad (5)$$

and can be evaluated using the Monte Carlo approach.

III. AUTOENCODER-BASED GEOMETRIC CONSTELLATION SHAPING

Geometric constellation shaping may be used to optimize the position of constellation points in a high-order modulation formats to improve the throughput and maximize the AIR by either maximizing MI $I(X; Y)$ or GMI $I(\mathbf{B}; Y)$. In Fig. 1, an example of an AE for GCS is shown and it consist of an encoder neural network (NN), decoder NN and a channel model embedded in between them. Here, feed-forward NNs are used for the encoder and the decoder represented by parametric functions $NN_e(\cdot, \mathbf{w}_e)$ and $NN_d(\cdot, \mathbf{w}_d)$, respectively. The two NNs are parameterized with trainable weights \mathbf{w}_e and \mathbf{w}_d that also include biases. A weight set that includes both the encoder and decoder trainable weights is defined as $\mathbf{w} = \{\mathbf{w}_e, \mathbf{w}_d\}$ and the total number of the weights is N_w . The weights are optimized to minimize the cost function between the input \mathbf{u}_k and the output \mathbf{s}_k of the AE for the given channel model. The cost function is chosen depending on the desired performance metric, e.g. categorical cross-entropy (CE) for MI and binary CE (also known as log-likelihood (LL)) for GMI. For GCS, the encoder learns a constellation, whereas the decoder learns optimal decision boundaries for the learned constellation and considered channel model.

When the desired performance metric is MI, the input to the encoder is a one-hot encoded vector $\mathbf{u}_k \in \mathbb{U} = \{\mathbf{e}_i | i = 1, \dots, M\}$ which is mapped to a normalized complex constellation point $x_k = NN_e(\mathbf{u}_k, \mathbf{w}_e)$, where k represents the k -th sample and \mathbf{e}_i is an all zero vector with a one at position i . Here, it is considered that the function $NN_e(\mathbf{u}_k, \mathbf{w}_e)$ includes the NN which outputs a two-dimensional vector $[x_{I,k}, x_{Q,k}]^T$,

representing the in-phase and quadrature components of the complex constellation symbol x_k , and the normalization of the constellation points $\mathbb{E}_{\mathbf{e}_i}[|NN_e(\mathbf{e}_i, \mathbf{w}_e)|^2] = 1$ for $i = 1, \dots, M$. The complex symbol is transmitted over the channel, resulting in an impaired symbol y_k . The channel can include the fixed blocks of the transceiver, e.g. DSP blocks and hardware component. The in-phase and the quadrature components of the impaired symbol y_k are inputs to the decoder, which outputs a vector of posterior probabilities $\mathbf{s}_k = NN_d(y_k, \mathbf{w}_d) \in [0, 1]^M$ using a softmax output layer such that $\sum_{i=1}^M \mathbf{s}_k^{(i)} = 1$ where (i) denotes the i -th element of the output vector. For a simpler notation, the partition of the in-phase and the quadrature components of y_k is considered as a part of the function $NN_d(y_k, \mathbf{w}_d)$. The trainable AE weights \mathbf{w} are optimized by iteratively minimizing the categorical CE cost function over a sample set of size N . In each iteration, the sample set is divided into batches of size B and the CE loss for each batch is calculated as

$$J_{CE}(\mathbf{w}) = \frac{1}{B} \sum_{k=1}^B \left[- \sum_{i=1}^M \mathbf{u}_k^{(i)} \log \mathbf{s}_k^{(i)} \right]. \quad (6)$$

The output of the decoder NN \mathbf{s}_k essentially represents an auxiliary distribution $q_{X|Y}(x|y)$ to the true posterior distribution $p_{X|Y}(x|y)$. Therefore, the CE represents an AE-based upper bound $\hat{H}_q(X|Y) = \mathbb{E}_{p(x,y)}[q_{X|Y}(x|y)]$ on the conditional entropy. Based on Eq. (2), this implies that minimizing the CE maximizes a lower bound on the MI and this lower bound is an AIR when using the decoder NN.

When the desired performance metric is GMI, three main changes should be made compared to the optimization with respect to MI. First, instead of the one-hot encoded vector as the AE input, a block of m bits $\mathbf{u}_k \in \mathcal{M} = \{0, 1\}^m$ should be used, where \mathcal{M} is the set of all possible bit sequences of length m . Second, the input and the output space of the AE need to match, therefore the output layer of the decoder should be changed. The sigmoid activation function replaces the softmax function and now the decoder output is $\mathbf{s}_k \in [0, 1]^m$ which represents the posterior probabilities of the bits being "0" or "1". Finally, the LL cost function is used because it suits the

change of the input/output space,

$$J_{LL}(\mathbf{w}) = \frac{1}{B} \sum_{k=1}^B \left[-\frac{1}{m} \sum_{i=1}^m \mathbf{u}_k^{(i)} \log(\mathbf{s}_k^{(i)}) + (1 - \mathbf{u}_k^{(i)}) \log(1 - \mathbf{s}_k^{(i)}) \right], \quad (7)$$

where (i) denotes the i -th element of the m -dimensional output. In this case, the decoder output \mathbf{s}_k is an approximation of $q_{B_i|Y}(b_i|y)$ from Eq. (3). By minimizing the LL cost function, a lower bound on the GMI is maximized in a similar fashion to the maximization of the lower bound the MI using the categorical CE.

The classical optimization method for an AE is BP of the gradients from the cost function to the trainable weights \mathbf{w} . This method requires the embedded channel model to be differentiable and computationally tractable. The former raises an issue with e.g. experimental test-beds and channels which include non-differentiable DSP blocks as aforementioned. The latter raises the practical issue of computational memory and running time of the forward and the backward propagations. An example here is the fiber-optic channel modeled by the split step Fourier method (SSFM) which requires thousands of steps to accurately model a long-haul transmission. It is necessary that each of these steps is stored as a part of the computational graph required by the BP algorithm, making it infeasible for black-box application.

These drawbacks can be potentially addressed by utilizing optimization strategies that do not require computing the gradient of the channel, such as the RL-based optimization from [29], [30] and gradient-free optimization from [31] which utilizes the cubature Kalman filter (CKF) [40]. In the RL-based optimization, the encoder is trained while the decoder is fixed and vice-versa. The decoder is optimized using the classical BP, whereas the encoder is assumed to be stochastic with a known perturbation and by combining with an RL method a surrogate gradient is calculated for the optimization [29]. The CKF approach relies on describing the AE as a state-space model and estimating the trainable weight using conventional Bayesian inference.

IV. SYSTEM DESCRIPTION AND OPTIMIZATION PROCEDURE

A. Comparison of optimization algorithms

The BP, RL-based (further refereed to as just RL) and CKF algorithm for optimization of the AE are compared and a comprehensive study of algorithm performance and complexity is studied. For this purpose, a computationally complex channel model, which requires significant amount of computational memory and running time, was embedded into the AE. The channel model is a dual polarization wavelength-division multiplexing (WDM) fiber-optics system and it is shown in Fig. 2. Identical encoder NNs were used to generate symbols for both polarizations of each of the WDM channels. It should be mentioned that an ideal laser and a linear I/Q modulation was assumed. In each channel, the output of the encoder NN is pulse shaped by the root-raised cosine filter with a 0.01 roll-off and the resulting signal is rescaled to the launch power per channel P_s . These signals are added

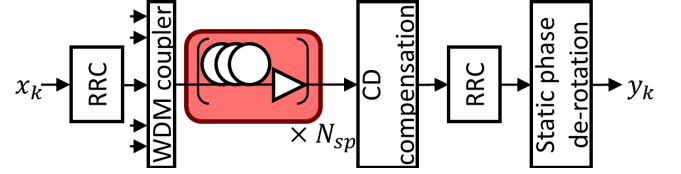


Fig. 2. Fiber-optic channel modeled with SSFM for dual polarization, 5 channel WDM transmission with RRC pulse shaping, CD compensation and static phase rotation.

TABLE I
CHANNEL PARAMETERS

Symbol rate (R_s)	32 GHz
Carrier frequency (F_c)	193.41 THz
Number of WDM channels	5
Channel spacing	50 GHz
Number of polarizations (N_{pol})	2
Number of spans (N_{sp})	10
Span length (L)	100 km
Nonlinear coefficient	1.3 (W km)^{-1}
Dispersion parameter	$16.464 \text{ ps/(nm km)}$
Attenuation (α)	0.2 dB/km
Amplifier gain (G)	αL
Amplifier noise figure (NF)	5 dB

together in the WDM coupler to form a WDM signal. This signal is transmitted over a fiber-optic channel modeled by the SSFM, simulating a link of N_{sp} EDFA-amplified spans of length L . At the receiver, a coherent detection with an ideal local oscillator is considered. Chromatic dispersion (CD) compensation is performed and the central channel is filtered out by a low pass filter which in this case is the root-raised cosine matched filter. Static phase de-rotation is performed to finally obtain the signal that will be used as the decoder input. It should be noted that the static phase de-rotation can also be learned by the decoder since it would just have to rotate the decision boundaries. However, one of the goals of this study is to monitor the AIR of the constellation using the mismatched Gaussian receiver, which requires that the transmitted and received constellations are in-phase. This in turn requires a static phase de-rotation. The parameters of the desired transmission link are given in Table I.

Two stage optimization is performed: pre-training and training. The pre-training is performed on a simplified channel model in order to increase the computation speed. Final training is then applied for convergence on the desired channel. For the pre-training stage, a shorter link of 5 spans, 8 samples per symbol, 3 WDM channels and a large SSFM step size of 10 km is used. Afterward, in the training stage, a few epochs are performed on the desired link of 10 spans, 16 samples per symbol, 5 WDM channels and a SSFM step size of 100 m for convergence. In the training stage, when BP algorithm is applied, checkpointing from [23] is employed at every 10 steps, corresponding to every 1 km. Checkpointing is a memory saving method when training very deep NNs in

TABLE II
PARAMETERS OF THE ENCODER AND DECODER NEURAL NETWORK FOR
MI OPTIMIZATION.

	Encoder NN	Decoder NN
Number of input nodes	M	2
Number of hidden layers	0	1
Number of nodes per hidden layer	0	$M/2$
Number of output nodes	2	M
Bias	No	Yes
Hidden layer activation function	None	Leaky Relu
Output layer activation function	Linear	Softmax
Cost function	Categorical cross-entropy	

which only certain *checkpoints* are saved instead of saving the full computational graph [41]. This comes at a price of computational speed because the part of the graph that are not saved are re-computed during BP.

As indicated before, the AE is trained to optimize the performance of one of the polarizations of the central channel. The AE architecture is the same as in [16], [31] and it is given in Table II. The weight set \mathbf{w} is initialized using Glorot initialization [42]. In each training epoch, a new sample set of size $N = 256 \cdot M$ is generated with uniformly distributed one-hot encoded vectors and divided into batches of size $B = 32 \cdot M$. The Adam optimizer [43] with learning rate optimized to 0.001 was used as the BP algorithm. The RL-based optimization also relies on the Adam optimizer with the same learning rate and the policy variance is 0.01. In this case, a single epoch consists of 20 training iterations of the encoder and 20 iterations of the decoder. The hyperparameters of the CKF algorithm are $Q = 10^{-8}$, $R = 10^{-6}$ and the initial covariance of the weights is $\mathbf{P} = 10^{-4}\mathbf{I}$, where \mathbf{I} is an identity matrix. Details on these parameters are given in [31]. It should be mentioned that the hyperparameters of the three optimization algorithms are chosen as a result of a coarse optimization.

B. Impact of quantization on geometric constellation shaping

For this analysis, the fiber-optic channel was modeled using a simpler nonlinear interference noise (NLIN) [44] channel model which operates at one sample per symbol. This model takes into account the nonlinear interference dependence on the launch power per channel P_s and the moments of the constellation. In the NLIN channel model, the nonlinear effects degrading the transmitted signal are modeled as additive Gaussian noise with a variance $\sigma_{NLIN}^2(P_s, \mu_4, \mu_6)$ that is determined by the parameters of the fiber communication channel. The high order moments are defined as

$$\mu_4 = \frac{\mathbb{E}[|X|^4]}{(\mathbb{E}[|X|^2])^2} \quad \text{and} \quad \mu_6 = \frac{\mathbb{E}[|X|^6]}{(\mathbb{E}[|X|^2])^3}. \quad (8)$$

The total noise corrupting the signal is expressed as

$$\sigma_n^2 = \sigma_{ASE}^2 + \sigma_{NLIN}^2(P_s, \mu_4, \mu_6), \quad (9)$$

where σ_{ASE}^2 is the variance of the ASE noise. The parameters of the channel model are the same as in the previous section,

given in Table I. The NLIN model including quantization noise resulting from digital-to-analog converter (DAC) and analog-to-digital converter (ADC) are embedded into an AE as shown in Fig. 3. The quantization noise follows a uniform distribution determined by the number of quantization bits and the optimized dynamic range of the DAC and ADC [45],

$$n_{DAC/ADC} \sim \mathcal{U}\left(-\frac{A_{peak}}{2^{ENOB-1}}, \frac{A_{peak}}{2^{ENOB-1}}\right), \quad (10)$$

where ENOB is the effective number of bits. Here, the peak amplitude A_{peak} of the transmitted signal determines the dynamic range of the two converters. The peak amplitude of the signal is chosen such that $A_{peak} = 1.2 \cdot [\max_i \text{Re}[x^{(i)}], \max_i \text{Im}[x^{(i)}]]$, where (i) indicates the i -th constellation point. The factor 1.2 is chosen to accommodate for power fluctuations and pulse shaping. For simplicity, flat frequency responses of the DAC and ADC were considered. It should be mentioned that after the DAC the signal is linearly modulated ($\sqrt{P_s}$ re-scaling) and that there is linear coherent detection ($1/\sqrt{P_s}$ re-scaling) before the ADC.

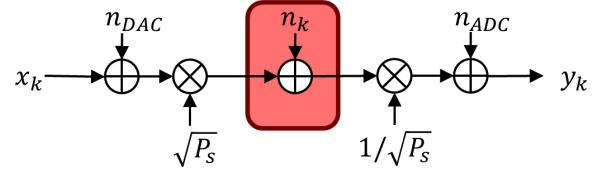


Fig. 3. Fiber-optic channel modeled by NLIN which included DAC and ADC quantization noise.

TABLE III
PARAMETERS OF THE ENCODER AND DECODER NEURAL NETWORK FOR
GMI OPTIMIZATION.

	Encoder NN	Decoder NN
Number of input nodes	m	2
Number of hidden layers	4	4
Number of nodes per hidden layer	256	256
Number of output nodes	2	m
Bias	Yes	Yes
Hidden layer activation function	Relu	Relu
Output layer activation function	Linear	Sigmoid
Cost function	Binary cross-entropy	

For this channel model, optimizations of the AE with respect to both categorical CE and LL cost functions are done in order to maximize MI and GMI, respectively. For both performance metrics, the optimization of the AE is done through the Adam optimizer with learning rate 0.001.

When optimizing with respect to the categorical CE cost function, the sample and batch sizes are the same as in Section IV-A. However, when optimizing with respect to LL, this training procedure often converges to a local minima, which was also shown in [12]. To avoid converging to a local minima, a different training procedure is applied and it relies on using an initial small batch size to have a more stochastic gradient estimation. This training procedure was inspired by what was implicitly done in [6], [32]. In each training epoch, an identical sample set of size $N = 32 \cdot M$ is used when optimizing with respect to LL. In this set, the number of times each of the

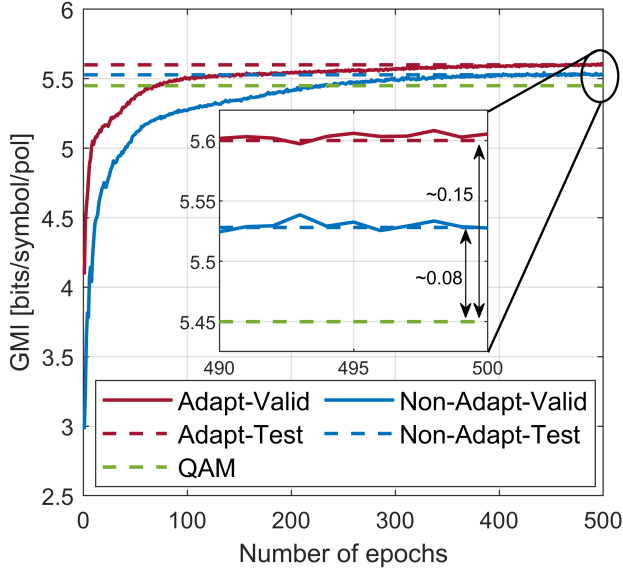


Fig. 4. Evolution of generalized mutual information with respect to the number of epochs for adaptive and non-adaptive batch size training. The results of the validation are represented with solid lines, whereas the results of the final tests with dashed lines.

symbols, i.e. each combination of m bits, occur is fixed to 32. In this case, the batch size B varies throughout the training and it starts with the smallest size possible in which every m -bit combination occurs exactly once, i.e. $B = M$. When the optimization reaches a temporary convergence with the given batch size, the batch size is doubled. This procedure continues until the batch size reaches $B = N$ and when the optimization converges for this batch size, an early stop criterion terminates the optimization. This training procedure will be referred to as the adaptive batch size training and a comparison with a fixed batch size (non-adaptive) is provided.

The comparison between the adaptive and the non-adaptive batch size training is shown in Fig. 4 by demonstrating the evolution of the GMI with respect to the number of epochs. This training was performed for an 8 bit quantization and constellation size $M = 256$. The presented GMI results were obtained through validation at each training epoch. The GMI performance of 256QAM is included to provide a comparison in the achieved GCS gain. In the case of the non-adaptive batch size, the sample set is generated and divided into batches in the same way as in the optimization with respect to MI. The shaping gain in this case is only around ~ 0.08 bits/symbol which implies that the optimization might have converged to a local minima. The validation results of the adaptive batch size training demonstrates faster converges and a superior GMI performance compared to the non-adaptive training procedure. In this case, the achieved gain compared to 256QAM is almost double the gain which was achieved with the non-adaptive batch size. It should be mentioned that even though a higher GMI is achieved, it is still possible that the adaptive training converged to a local minima.

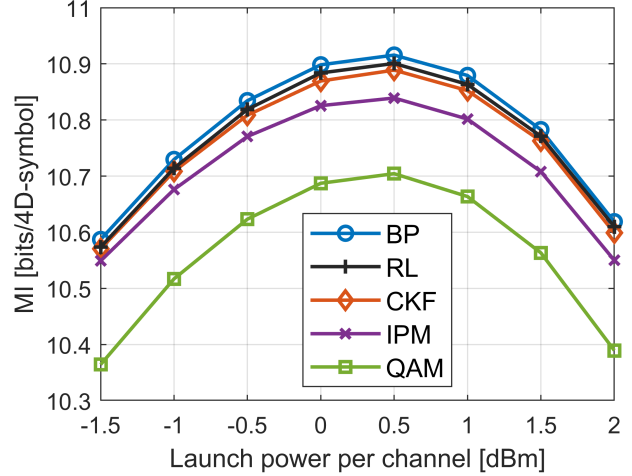


Fig. 5. Mutual information with respect to launch power for QAM, IPM, and constellations optimized with BP, RL and CKF. Comparison of optimization algorithms on a SSFM 1000km dual polarization 5 channel WDM system for constellation size $M = 64$.

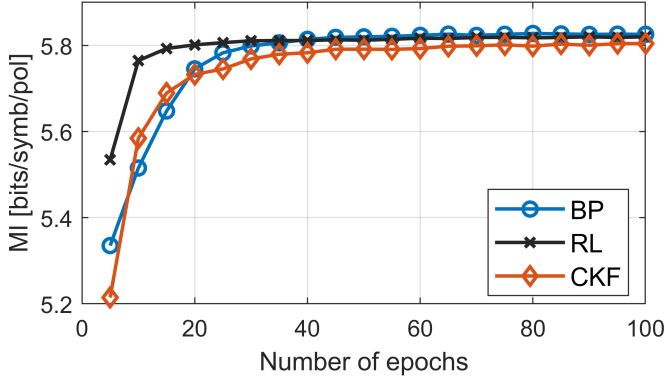
V. NUMERICAL RESULTS

A. Comparison of optimization algorithms

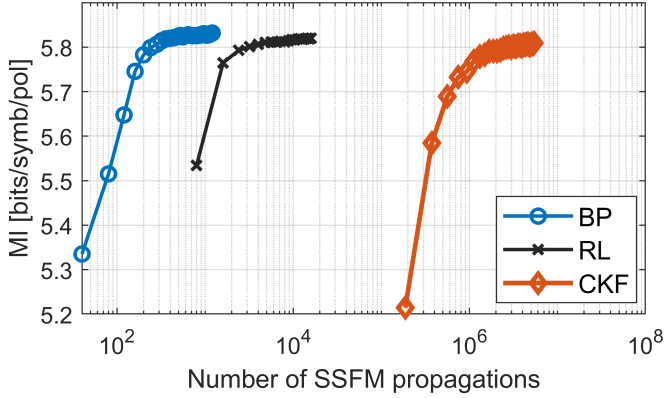
The considered size of the constellation is $M = 64$ and the presented results are acquired during testing which was done by averaging 10 simulations with 10^5 symbols per simulation in each case. A square quadrature amplitude modulation (QAM) and the AWGN channel-optimized iterative polar modulation (IPM) [46] are used as the benchmark in this study.

In Fig. 5, the MI performance of the QAM, IPM and constellations optimized with BP, RL and CKF algorithms for constellation size $M = 64$ are shown. In order to resemble a more practical coded modulation scheme, the presented MI was acquired using a mismatched Gaussian receiver. The decoder NN is used only to facilitate training. The results show that the BP algorithm learns the best performing constellation with a gain of 0.21 bits/4D-symbol with respect to QAM. The constellations learned with RL and CKF have small penalties compared to the constellation learned with BP of around 0.015 and 0.027 bits/4D-symbol, respectively.

In Fig. 6, the evolution of the MI performance with respect to: (a) number of epochs and (b) number of SSFM propagations during the pre-training is shown. These results are obtained by validating the encoder (constellation) on every fifth epoch using the mismatched Gaussian receiver. The main interest is in the convergence of the MI obtained by the mismatched Gaussian receiver because it was used for testing. Here, the convergence will be defined as 0.995% of the final MI. Observing Fig. 6 (a), the required number of epochs for convergence is 30, 20 and 35 for BP, RL and CKF, respectively, which are of similar magnitude. However, this observation may be misleading because it does not show the true convergence and complexity of the three algorithms due to their different optimization approaches. Instead, convergence with respect to number of channel propagations is observed in Fig. 6 (b). From this figure, it can be observed that for the RL



(a)



(b)

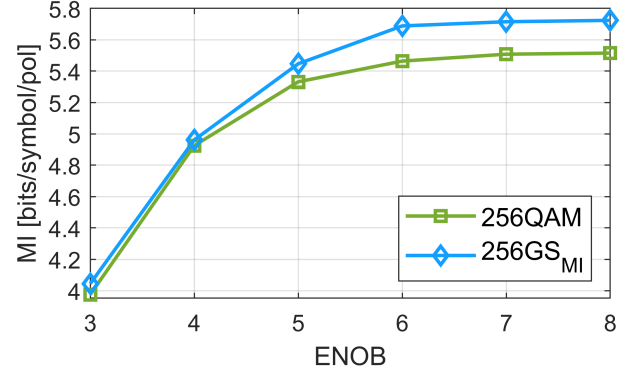
Fig. 6. Mutual information convergence in the pre-training stage with respect to: a) number of epochs and b) number of SSFM propagations for BP, RL and CKF.

and the CKF algorithms, the number of SSFM propagations is drastically higher than for the BP algorithm. The RL algorithm requires an order of magnitude more SSFM propagations compared to BP, whereas the CKF algorithm requires three orders of magnitude more. A potential mitigation of the CKF complexity is the possibility to perform SSFM computations in parallel. It should be noted that for the BP algorithm, the recalculation due to checkpointing is not taken into consideration for this analysis.

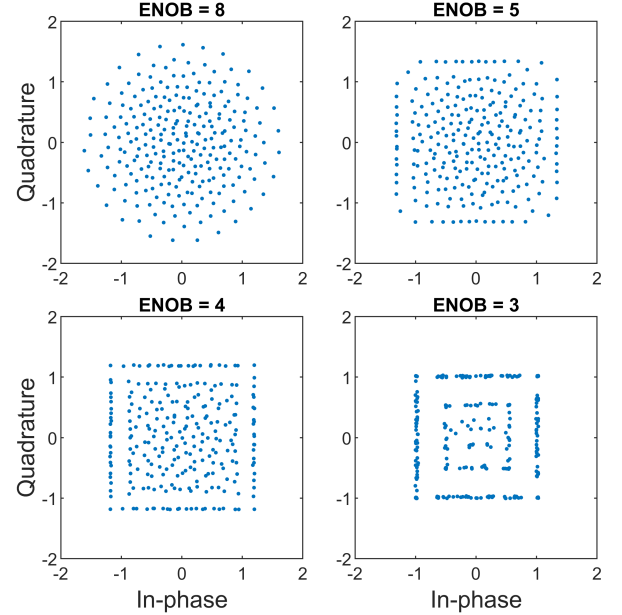
TABLE IV
COMPARISON BETWEEN AE TRAINING ALGORITHMS.

	BP	RL	CKF
# of SSFM props. per batch	1	20	$2 * N_w \approx 4500$
Processing	serial	serial	parallel
Tx and Rx optimization	joint	iterative	joint
Usable in experimental test-bed	no	yes	yes
Require memory for gradient	yes	no	no

The properties of the three algorithms are summarized in Table IV. The constellations trained using BP demonstrates the best performance in terms of MI and requires the least amount of SSFM propagations. However, in order to perform an optimization using the BP algorithm, the embedded channel



(a)



(b)

Fig. 7. (a) Performance in mutual information with respect to number of quantization bits for 64QAM, 256QAM, and 256GS_{MI}. (b) Constellations learned for quantization of 8, 5, 4 and 3 bits.

model has to be differentiable. In addition, this approach requires a significant amount of memory allocation because each SSFM step is stored as a part of the computational graph used for gradient calculation. The RL and CKF optimization methods do not require a differentiable channel model, therefore they could be potentially used in an experimental test-bed. However, due to the number of required channel propagations this could prove also to be challenging.

B. Impact of quantization on geometric constellation shaping

The considered constellation size is $M = 256$ and the considered number of quantization bits are given by the set $\{3, 4, \dots, 8\}$. Each of the trained AE was tested with the same channel parameters as it was trained. The testing was done by running 10 simulations with 10^5 symbols per simulation in each case and the presented results are the average over those simulations.

The *MI performances* as a function of number of quantization bits of 256QAM and geometrically shaped constellations *optimized with respect to MI* (denoted as 256GS_{MI}) are shown in Fig. 7 (a). The GCS gain compared to QAM is the highest at 8 bit quantization and it amounts to ~ 0.2 bits/symbol. With the reduction of quantization bits, the shaping gain deteriorates to ~ 0.15 bits/symbol at 5 bit quantization. For 4 and 3 quantization bits, the GCS gain falls below 0.05 bits/symbol and the achieved MI is similar to the MI performance of QAM. In Fig. 7 (b), the constellations learned for quantization of 8, 5, 4 and 3 bits are shown. When the number of quantization bits is higher, the dominant noise source is the NLIN and in that case the learned constellation has a circular form. As the number of quantization bits decreases, the quantization noise becomes the dominant noise source and in this case the learned constellation has a rectangular form. It can be observed that in the severe quantization case, the learned constellation has only a few distinctive levels and points in an effort to reduce the quantization noise impact.

The *GMI performance* of 64QAM, 256QAM and geometrically shaped constellation *optimized with respect to GMI* (denoted as 256GS_{GMI}) with respect to number of quantization bits is shown in Fig. 8 (a). The shaping gain compared to 256QAM for 8 bit quantization of the constellation optimized with respect to GMI is 0.15 bits/symbol and it is lower than the gain shown when observing and optimizing with respect to MI. The shaping gain compared to 256QAM degrades as the number of quantization bits decreases from 8 to 5, however, the gain improves for 4 and 3 bit quantization. The highest achieved GSC gain compared to 256QAM is ~ 0.25 bits/symbol and it is achieved for 3 bit quantization. In this regime, the optimal QAM size is reduced to $M = 64$, and achieves similar GMI to the 256GS_{GMI} constellation. In Fig. 8 (b), the constellations learned for quantization of 8, 5, 4 and 3 bits are shown. The shape of the learned constellations optimized with respect to GMI are similar to the ones optimized with respect to MI. For a higher number of quantization bits, the shape of the constellation is circular and as the number of quantization bits decreases, the learned constellations take a more rectangular form of apparent lower cardinality, which is more robust in highly noisy environments.

This effect is further analyzed in Fig. 9, where the constellations optimized with respect to MI and GMI for 3 bit quantization are shown. The constellation optimized with respect to MI forms two squares with amplitudes of ~ 1 and ~ 0.5 and with some points inside the inner square. Most of the points in this constellation are close to each other but still distinguishable. When optimizing for GMI, labeling of these points becomes difficult for the optimizer. Instead, the points are merged closer together, and assigned labels with low Hamming distance to each other. A zoomed in version of one of these points is shown and it can be noticed that eight symbols are positioned in an interval of ~ 0.02 . All of these eight symbols have the same five bits in their labels which is indicated with a red box, whereas the rest of the bits can have any combination. In this case, the AE effectively acts as a compressor, optimal for the target SNR and achievable rate conditions.

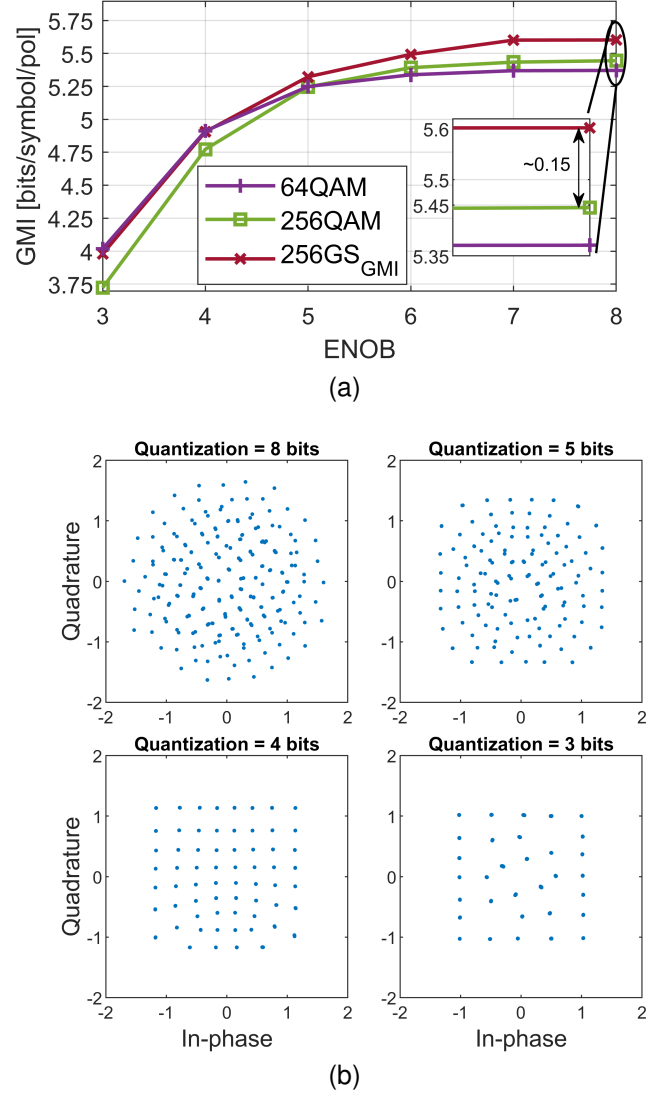


Fig. 8. (a) Performance in generalized mutual information with respect to number of quantization bits for 64QAM, 256QAM, and 256GS_{GMI}. (b) Constellations learned for quantization of 8, 5, 4 and 3 bits.

The AIR with respect to the number of quantization bits for the 64QAM, 256QAM, and 256GS optimized with respect to both MI (256GS_{MI}) and GMI (256GS_{GMI}) is shown in Fig. 10. Both the MI and the GMI performances of the constellations are observed except for the constellation 256GS_{MI} for which only the MI performance is considered. In the case of 256GS_{MI}, the optimal bit-labeling is not easily defined, therefore the GMI performance of this constellation was excluded. The MI performance is represented with dashed lines, whereas the GMI performance with solid lines. When analysing the MI performance of the constellations, it can be noticed that the constellation 256GS_{MI} achieves the highest shaping gain compared to 256QAM for 8 quantization bits. The shaping gain in MI performance is slightly penalized in the case of 256GS_{GMI}. For both optimizations, the shaping gain in MI performance degrades with the decrease of quantization bits. For quantization with less than 5 bits, the difference in MI performance between all constellations is marginal. The same

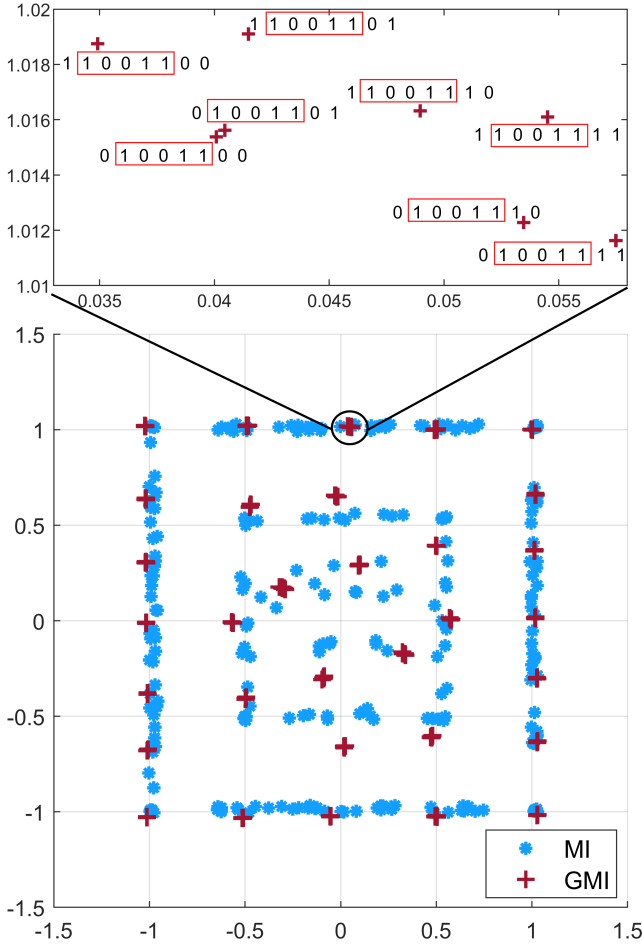


Fig. 9. Constellations optimized with respect to MI and GMI for 3 bit quantization. A point of the GMI optimized constellation is zoomed in to show that eight points have collapsed to the same location. The labeling of these eight points is included and the five bits that are the same for all eight points are annotated with a red rectangular.

cannot be observed when analysing the GMI performance of the constellations. In that case, the 256GS_{GMI} achieves shaping gain over the whole observed range of quantization bits for constellations of the same order. As it was already discussed, in the regime of a few quantization bits, the optimal QAM is reduced to $M = 64$. These results imply that the optimizer can determine the required constellation size for the given channel conditions when the constellation is optimized with respect to GMI.

VI. CONCLUSION

Several optimization algorithms were compared for autoencoder (AE)-based geometric constellation shaping (GCS) over the fiber-optic channel. The backpropagation (BP) algorithm is the obvious choice when the channel model is differentiable and fairly simple. For complex differentiable channels, memory saving methods such as checkpointing need to be applied in combination with BP. For non-differentiable and non-numerical channel models, the reinforcement learning-based and cubature Kalman filtering optimization methods present decent alternatives to BP with a slight performance

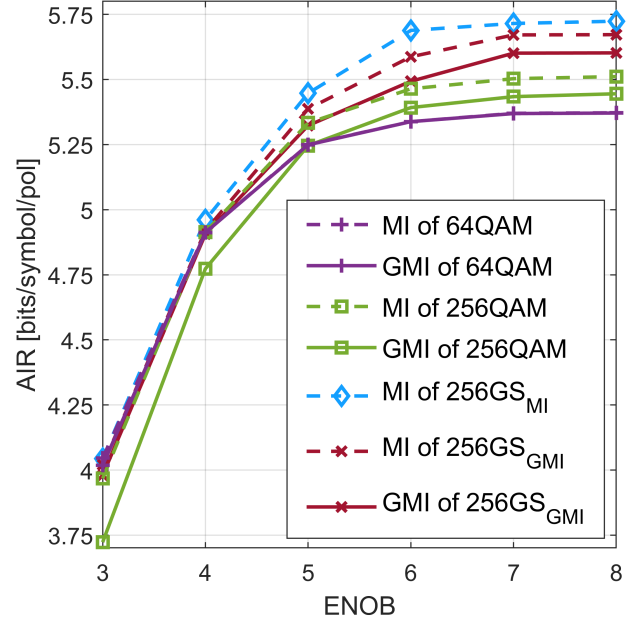


Fig. 10. Performance in achievable information rate with respect to the number of quantization bits for 64QAM, 256QAM, 256GS_{MI}, and 256GS_{GMI}. The GMI performance is represented with solid lines and the MI performance with dashed lines.

degradation. However, the capability of optimizing over a non-differentiable channel comes at a price, as these two algorithms are quite computationally demanding and require significantly more channel propagations than BP.

Furthermore, the influence of digital-to-analog and analog-to-digital converter's bit resolutions on an AE-based GCS was analysed. When optimizing the AE with respect to mutual information (MI), the shaping gain deteriorates for fewer quantization bits and at least a 5 bit resolution is required to have notable shaping gain. When optimizing the AE with respect to generalized MI (GMI), there is always shaping gain compared to standard square QAM constellation of the same order. The results imply that in this case, the optimizer overlaps the constellation points and adapts the constellation size to the channel conditions. The flexibility to vary the constellation size with a fine step while maintaining solid bit-metric performance allows the AE to achieve GMI gain over the entire range of quantization levels.

ACKNOWLEDGMENT

This work was financially supported by the European Research Council through the ERC-CoG FRECOM project (grant agreement no. 771878), the Villum Young Investigator OPTIC-AI project (grant no. 29334), and DNRFF SPOC, DNRFF123.

REFERENCES

- [1] G. Böcherer, F. Steiner, and P. Schulte, "Bandwidth efficient and rate-matched low-density parity-check coded modulation," *IEEE Transactions on Communications*, vol. 63, no. 12, pp. 4651–4665, 2015.
- [2] D. S. Millar, T. Fehenberger, T. Koike-Akino, K. Kojima, and K. Parsons, "Distribution Matching for High Spectral Efficiency Optical Communication With Multiset Partitions," *Journal of Lightwave Technology*, vol. 37, no. 2, pp. 517–523, 2019.

- [3] F. A. Barbosa, S. M. Rossi, and D. A. Mello, "Phase and frequency recovery algorithms for probabilistically shaped transmission," *Journal of Lightwave Technology*, vol. 38, no. 7, pp. 1827–1835, 2019.
- [4] D. A. A. Mello, F. A. Barbosa, and J. D. Reis, "Interplay of probabilistic shaping and the blind phase search algorithm," *Journal of Lightwave Technology*, vol. 36, no. 22, pp. 5096–5105, 2018.
- [5] T. Pfau, S. Hoffmann, and R. Noé, "Hardware-efficient coherent digital receiver concept with feedforward carrier recovery for M-QAM constellations," *Journal of Lightwave Technology*, vol. 27, no. 8, pp. 989–999, 2009.
- [6] R. T. Jones, M. P. Yankov, and D. Zibar, "End-to-end learning for GMI optimized geometric constellation shape," in *European Conference on Optical Communication, ECOC*, 2019, pp. 1–3.
- [7] T. O'Shea and J. Hoydis, "An Introduction to Deep Learning for the Physical Layer," *IEEE Transactions on Cognitive Communications and Networking*, vol. 3, no. 4, pp. 563–575, 2017.
- [8] I. Goodfellow, Y. Bengio, A. Courville, and Y. Bengio, *Deep learning*. MIT press Cambridge, 2016, vol. 1.
- [9] R. T. Jones, T. A. Eriksson, M. P. Yankov, and D. Zibar, "Deep Learning of Geometric Constellation Shaping Including Fiber Nonlinearities," *European Conference on Optical Communication, ECOC*, 2018.
- [10] S. Li, C. Häger, N. Garcia, and H. Wymeersch, "Achievable Information Rates for Nonlinear Fiber Communication via End-to-end Autoencoder Learning," *European Conference on Optical Communication, ECOC*, 2018.
- [11] M. Schaedler, S. Calabrò, F. Pittalà, G. Böcherer, M. Kuschnerov, C. Bluemm, and S. Pachnicke, "Neural network assisted geometric shaping for 800Gbit/s and 1Tbit/s optical transmission," *2020 Optical Fiber Communications Conference and Exhibition (OFC)*, vol. Part F174-, no. DM, pp. 3–5, 2020.
- [12] K. Gümüş, A. Alvarado, B. Chen, C. Häger, and E. Agrell, "End-to-end learning of geometrical shaping maximizing generalized mutual information," *Optical Fiber Communication Conference (OFC) 2020*, pp. 10–12, 2020.
- [13] V. Neskorniyuk, A. Carnio, V. Bajaj, D. Marsella, S. K. Turitsyn, J. E. Prilepsky, and V. Aref, "End-to-End Deep Learning of Long-Haul Coherent Optical Fiber Communications via Regular Perturbation Model," in *2021 European Conference on Optical Communications (ECOC)*, 2021, pp. 1–3.
- [14] B. M. Oliveira, M. S. Neves, F. P. Guimar, M. C. R. Medeiros, and P. P. Monteiro, "Autoencoder-Optimized Geometric Constellation Shaping for Unamplified Coherent Optical Links," in *Conference on Lasers and Electro-Optics*. Optica Publishing Group, 2022, p. SW4E.7.
- [15] O. Jovanovic, M. P. Yankov, F. Da Ros, and D. Zibar, "End-to-end Learning of a Constellation Shape Robust to Variations in SNR and Laser Linewidth," in *2021 European Conference on Optical Communications (ECOC)*, 2021, pp. 1–3.
- [16] —, "End-to-End Learning of a Constellation Shape Robust to Channel Condition Uncertainties," *Journal of Lightwave Technology*, vol. 40, no. 10, pp. 3316–3324, 2022.
- [17] V. Aref and M. Chagnon, "End-to-End Learning of Joint Geometric and Probabilistic Constellation Shaping," in *2022 Optical Fiber Communications Conference and Exhibition (OFC)*, 2022, pp. 1–3.
- [18] V. Neskorniyuk, A. Carnio, D. Marsella, S. K. Turitsyn, J. E. Prilepsky, and V. Aref, "Model-Based Deep Learning of Joint Probabilistic and Geometric Shaping for Optical Communication," in *Conference on Lasers and Electro-Optics*. Optica Publishing Group, 2022, p. SW4E.5.
- [19] B. Karanov, M. Chagnon, F. Thouin, T. A. Eriksson, H. Bulow, D. Lavery, P. Bayvel, and L. Schmalen, "End-to-End Deep Learning of Optical Fiber Communications," *Journal of Lightwave Technology*, vol. 36, no. 20, pp. 4843–4855, 2018.
- [20] B. Karanov, D. Lavery, P. Bayvel, and L. Schmalen, "End-to-end optimized transmission over dispersive intensity-modulated channels using bidirectional recurrent neural networks," *Optics Express*, vol. 27, no. 14, p. 19650, 2019.
- [21] B. Karanov, L. Schmalen, and A. Alvarado, "Distance-Agnostic Auto-Encoders for Short Reach Fiber Communications," in *2021 Optical Fiber Communications Conference and Exhibition (OFC)*, 2021, pp. 1–3.
- [22] S. Gaiarin, R. T. Jones, F. Da Ros, and D. Zibar, "End-to-end optimized nonlinear Fourier transform-based coherent communications," *Conference on Lasers and Electro-Optics (CLEO)*, p. SF2L.4, 2020.
- [23] S. Gaiarin, F. Da Ros, R. T. Jones, and D. Zibar, "End-to-End Optimization of Coherent Optical Communications Over the Split-Step Fourier Method Guided by the Nonlinear Fourier Transform Theory," *Journal of Lightwave Technology*, vol. 39, no. 2, pp. 418–428, 2021.
- [24] J. Song, C. Häger, J. Schröder, A. G. i Amat, and H. Wymeersch, "End-to-end Autoencoder for Superchannel Transceivers with Hardware Impairment," in *Optical Fiber Communication Conference (OFC) 2021*. Optical Society of America, 2021, p. F4D.6.
- [25] J. Song, C. Häger, J. Schröder, A. G. i Amat, and H. Wymeersch, "Model-Based End-to-End Learning for WDM Systems With Transceiver Hardware Impairments," *IEEE Journal of Selected Topics in Quantum Electronics*, vol. 28, no. 4, pp. 1–14, 2022.
- [26] T. J. O'Shea, T. Roy, and N. West, "Approximating the void: Learning stochastic channel models from observation with variational generative adversarial networks," in *2019 International Conference on Computing, Networking and Communications (ICNC)*. IEEE, 2019, pp. 681–686.
- [27] H. Ye, G. Y. Li, B.-H. F. Juang, and K. Sivanesan, "Channel agnostic end-to-end learning based communication systems with conditional GAN," in *2018 IEEE Globecom Workshops (GC Wkshps)*. IEEE, 2018, pp. 1–5.
- [28] B. Karanov, M. Chagnon, V. Aref, D. Lavery, P. Bayvel, and L. Schmalen, "Concept and experimental demonstration of optical IM/DD end-to-end system optimization using a generative model," *2020 Optical Fiber Communications Conference and Exhibition (OFC)*, pp. 1–3, 2020.
- [29] F. A. Aoudia and J. Hoydis, "Model-Free Training of End-to-End Communication Systems," *IEEE Journal on Selected Areas in Communications*, vol. 37, no. 11, pp. 2503–2516, 2019.
- [30] —, "End-to-End Learning of Communications Systems Without a Channel Model," in *2018 52nd Asilomar Conference on Signals, Systems, and Computers*, 2018, pp. 298–303.
- [31] O. Jovanovic, M. P. Yankov, F. Da Ros, and D. Zibar, "Gradient-Free Training of Autoencoders for Non-Differentiable Communication Channels," *Journal of Lightwave Technology*, vol. 39, no. 20, pp. 6381–6391, 2021.
- [32] A. Rode, B. Geiger, and L. Schmalen, "Geometric Constellation Shaping for Phase-noise Channels Using a Differentiable Blind Phase Search," 2021.
- [33] J. Song, Z. He, C. Häger, M. Karlsson, A. G. i. Amat, H. Wymeersch, and J. Schröder, "Over-the-fiber digital predistortion using reinforcement learning," in *ECOC*, 2021, pp. 1–4.
- [34] A. Rode and L. Schmalen, "Optimization of Geometric Constellation Shaping for Wiener Phase Noise Channels with Varying Channel Parameters," in *European Conference on Optical Communication (ECOC)*, 2022, pp. 1–3.
- [35] M. P. Yankov, O. Jovanovic, D. Zibar, and F. Da Ros, "Recent advances in constellation optimization for fiber-optic channels," in *2022 European Conference on Optical Communications (ECOC)*, 2022, pp. 1–4.
- [36] D. M. Arnold, H. . Loeliger, P. O. Vontobel, A. Kavcic, and W. Zeng, "Simulation-Based Computation of Information Rates for Channels With Memory," *IEEE Transactions on Information Theory*, vol. 52, no. 8, pp. 3498–3508, 2006.
- [37] A. Alvarado, E. Agrell, D. Lavery, R. Maher, and P. Bayvel, "Replacing the Soft-Decision FEC Limit Paradigm in the Design of Optical Communication Systems," *J. Lightwave Technol.*, vol. 33, no. 20, pp. 4338–4352, Oct 2015.
- [38] A. Lapidoth and S. S. Shitz, "On Information Rates for Mismatched Decoders," *IEEE Transactions on Information Theory*, vol. 40, no. 6, pp. 1953–1967, 1994.
- [39] M. P. Yankov, F. Da Ros, E. P. da Silva, S. Forchhammer, K. J. Larsen, L. K. Oxenløwe, M. Galili, and D. Zibar, "Constellation Shaping for WDM Systems Using 256QAM/1024QAM With Probabilistic Optimization," *Journal of Lightwave Technology*, vol. 34, no. 22, pp. 5146–5156, 2016.
- [40] S. Haykin and I. Arasaratnam, "Cubature Kalman filters," *IEEE Trans. Autom. Control*, vol. 54, no. 6, pp. 1254–1269, 2009.
- [41] T. Chen, B. Xu, C. Zhang, and C. Guestrin, "Training deep nets with sublinear memory cost," *arXiv preprint arXiv:1604.06174*, 2016.
- [42] X. Glorot and Y. Bengio, "Understanding the difficulty of training deep feedforward neural networks," *Journal of Machine Learning Research*, vol. 9, pp. 249–256, 2010.
- [43] D. P. Kingma and J. Ba, "Adam: A method for stochastic optimization," *arXiv preprint arXiv:1412.6980*, 2014.
- [44] R. Dar, M. Feder, A. Mecozzi, and M. Shtaif, "Accumulation of nonlinear interference noise in fiber-optic systems," *Optics Express*, vol. 22, no. 12, p. 14199, 2014.
- [45] R. Gray and D. Neuhoff, "Quantization," *IEEE Transactions on Information Theory*, vol. 44, no. 6, pp. 2325–2383, 1998.
- [46] I. B. Djordjevic, H. G. Batshon, L. Xu, and T. Wang, "Coded polarization-multiplexed iterative polar modulation (PM-IPM) for beyond 400 Gb/s serial optical transmission," *Optical Fiber Communication Conference*, p. OMK2, 2010.