

SQUID: Faster Analytics via Sampled Quantile Estimation

RAN BEN BASAT*, University College London, UK

GIL EINZIGER*, Ben Gurion University of The Negev, Israel

WENCHEN HAN*, University College London, UK

BILAL TAYH*, Ben Gurion University of The Negev, Israel

Streaming algorithms are fundamental in the analysis of large and online datasets. A key component of many such analytic tasks is q -MAX, which finds the largest q values in a number stream. Modern approaches attain a constant runtime by removing small items in bulk and retaining the largest q items at all times. Yet, these approaches are bottlenecked by an expensive quantile calculation.

This work introduces a quantile-sampling approach called SQUID and shows its benefits in multiple analytic tasks. Using this approach, we design a novel weighted heavy hitters data structure that is faster and more accurate than the existing alternatives. We also show SQUID's practicality for improving network-assisted caching systems with a hardware-based cache prototype that uses SQUID to implement the cache policy. The challenge here is that the switch's dataplane does not allow the general computation required to implement many cache policies, while its CPU is orders of magnitude slower. We overcome this issue by passing just SQUID's samples to the CPU, thus bridging this gap.

In software implementations, we show that our method is up to 6.6x faster than the state-of-the-art alternatives when using real workloads. For switch-based caching, SQUID enables a wide spectrum of dataplane-based caching policies and achieves higher hit ratios than the state-of-the-art P4LRU.

ACM Reference Format:

Ran Ben Basat, Gil Einziger, Wenchen Han, and Bilal Tayh. 2024. SQUID: Faster Analytics via Sampled Quantile Estimation. *Proc. ACM Netw.* 2, CoNEXT3, Article 19 (September 2024), 25 pages. <https://doi.org/10.1145/3676873>

1 Introduction

High-speed stream processing is essential for data management systems such as Google BigQuery [37], Apache Spark [9], and Amazon Redshift [7]. Stream processing often focuses on the most frequently occurring items known as the *heavy hitters* [15, 31, 41, 63]. Caching is a special example of the rule where we try to identify the most valuable items according to some score metric that factors in their recent access patterns [36, 38, 64]. Caching is heavily utilized in many systems due to certain localities across workloads.

Traditionally, simple patterns such as q -MAX, which finds the largest q values in a number stream, were addressed using logarithmic data structures such as a heap or a skiplist (e.g., see the Misra-Gries summary [57] or weighted space saving [28]). Recently, due to the increased data volumes, the research optimized toward more speed, sometimes at the cost of other resources such as added memory (e.g., [8, 11, 16, 17, 52]). Another such example is the q -MAX algorithm [14] that tailors an $O(1)$ data structure for this pattern, which improves various applications asymptotically

*Alphabetical order.

Authors' Contact Information: Ran Ben Basat, (r.benbasat@cs.ucl.ac.uk), University College London, UK; Gil Einziger, (gilein@bgu.ac.il), Ben Gurion University of The Negev, Israel; Wenchen Han, (wenchen.han.22@ucl.ac.uk), University College London, UK; Bilal Tayh, (tayh@post.bgu.ac.il), Ben Gurion University of The Negev, Israel.

Permission to make digital or hard copies of all or part of this work for personal or classroom use is granted without fee provided that copies are not made or distributed for profit or commercial advantage and that copies bear this notice and the full citation on the first page. Copyrights for components of this work owned by others than the author(s) must be honored. Abstracting with credit is permitted. To copy otherwise, or republish, to post on servers or to redistribute to lists, requires prior specific permission and/or a fee. Request permissions from permissions@acm.org.

© 2024 Copyright held by the owner/author(s). Publication rights licensed to ACM.

ACM 2834-5509/2024/9-ART19
<https://doi.org/10.1145/3676873>

(and empirically). In a gist, removing the minimal valued item requires logarithmic complexity, but removing items in bulk can be done in a constant per-item time by gradually performing a linear time quantile calculation and removing items below the quantile. Specifically, for a fixed parameter γ (e.g., $\gamma = 0.25$), they maintain at most $(1 + \gamma)q$ items and evict γq items at once. The amortized complexity is a constant as a maintenance operation is performed every linear number of steps.

Our work revisits the q -MAX problem and observes that finding an exact quantile is rather slow. Instead, we propose a novel algorithm that allows us to use approximate quantiles. Using approximate quantiles allows us to perform the quantile search on samples rather than all the q items, improving the runtime. We argue that while the existing q -MAX algorithm [14] is asymptotically optimal, its speed can further be improved by periodically finding an *approximate* quantile that allows us to evict at least $q \cdot \gamma \cdot \eta$ items, for some $\eta \in (0, 1)$, with high probability. Our work leverages this idea and proposes the SQUID algorithm that follows the Las Vegas algorithmic paradigm, which guarantees correctness but whose runtime is a random variable. SQUID markedly speeds up q -MAX, which translates to higher throughput in multiple analytics tasks that utilize the q -MAX structure.

Next, we focus on the specific task of finding the heavy hitter elements in weighted streams. In this task, we use our techniques in conjunction with a Cuckoo hashing data structure and get an algorithm that is faster and more accurate than the state-of-the-art. The state-of-the-art algorithm for weighted heavy hitters is called Sampled MEDian (SMED) [8], it periodically finds an exact percentile and then deletes all smaller valued elements. Compared with SMED, we have several improvements; first, our data structure allows *implicit* deletions which marks counters as available to allocate without deleting their contents. This way, elements that were allocated with deleted counters are still tracked until their counter is needed, thus improving the accuracy. Second, because of the deletions strategy, our solution does not require a linear pass over the counters, which is SMED's bottleneck, resulting in higher throughput. Finally, unlike SMED, which assumes knowing an upper bound on the stream length to determine the needed number of samples, we design an adaptive algorithm that increases the number of samples over time while restricting the overall error probability to a user-defined parameter δ . Interestingly, we prove that the overall number of samples (corresponding to the amount of work needed by the algorithm) is at most twice that of an optimal algorithm that knows how many times an approximate quantile calculation is needed. Our algorithms also leverage AVX vectorized instructions [42], which operate on vectors element-wise concurrently, to facilitate a further speedup. All in all, our new weighted heavy hitters algorithm is currently the fastest in the literature, which makes it attractive for practical deployments.

We show that our approach goes beyond measurement. Namely, we show how SQUID accelerates the well-known LRFU [47] cache policy to a greater extent than prior work with a comparable hit ratio. Such an acceleration is significant as LRFU is considered a prominent but computationally intensive cache policy [55]. Finally, we demonstrate how SQUID can be applied to and benefit the design of real-world systems. We pick network-assisted caching as a case study. We show that SQUID enables a wide range of caching policies (e.g., LRFU and LRU) to operate entirely on a hardware switch, thus accelerating the cache. Existing approaches such as q -MAX require flexibility that is only supported by the switch's CPU, although it is orders of magnitude slower than the switch's dataplane. Therefore, state-of-the-art in-network caching systems [44, 48] rely on the backend (a server that is accessed when the queried item is not cached on the switch) to determine the cache eviction and admission policies. However, such an offloading of computation adds a burden to the backend that lowers its ability to answer queries and makes the system slower to react to changes in the access patterns. Further, on each cache miss their backend must determine which item to replace in order to admit the queried element, thus increasing the latency. In contrast, SQUID allows the switch to take control of the admission and eviction policies by allowing its CPU to process just the sampled items.

Our main contribution is in providing a significant speedup and enabling hardware implementation. Another contribution is the novel logical deletion method for heavy hitter, which markedly reduces the error and avoids a linear pass over the array. We evaluate SQUID on analytic tasks and demonstrate up to 6.6x speedup. SQUID-HH also outperforms state-of-the-arts including Elastic Sketch [66]. Further, SQUID's in-network caching achieves better hit ratios than the state-of-the-arts while enabling hardware switch acceleration.

2 Background and formulation

This section provides the necessary background to position our work within the existing literature. We define the q -MAX and weighted heavy hitters problems addressed in this work, explain the state-of-the-art for each problem, and qualitatively describe how we differ from previous approaches. We summarize the notations we use in Table 5.

2.1 Problem Formulations

Our problems operate on a stream \mathfrak{S} , where at each step we append a new tuple of the form (id, val) to \mathfrak{S} . The id is an identifier and val is a real number (e.g., request size or queue length), both depending on the specific measurement task.

A q -MAX algorithm supports an *update* method that digests a new tuple and a *query* method that lists the q (a pre-determined quantity) IDs with the maximal aggregated value. The aggregation function also depends on the tackled problem (e.g., summation for heavy hitter algorithms).

In the Heavy Hitters problem, we define the *weighted frequency* of an item x (denoted f_x) as the sum of all values that appear with $id = x$. We also define the stream's weight $|S|$ as the total frequency of all identifiers in S . A heavy hitters algorithm supports an *update* method that digests a new tuple, a *query* method that receives an identifier (x), and returns an approximation to f_x (\hat{f}_x), s.t. $|f_x - \hat{f}_x| \leq |S| \cdot \epsilon$. Here, ϵ is a parameter given to the heavy hitters algorithm at initialization.

2.2 Background - q -MAX

The work of [14] defines the q -MAX pattern and suggests the q -MAX algorithm. Intuitively, q -MAX leverages the fact that maintaining an ordered list of numbers can be done in logarithmic update time, but periodically removing a constant fraction of the smallest items can be done in linear time. Thus, q -MAX increases the space linearly by a performance parameter $\gamma > 0$. That is, instead of storing just q items, q -MAX stores $q(1 + \gamma)$ (id, val) tuples. The algorithm works in iterations, each starting with q of the memory entries occupied by the largest items, and $q \cdot \gamma$ entries free. After inserting $q \cdot \gamma$ new items, the data structure becomes full and a *maintenance operation* takes place. In such an operation, q -MAX computes the q 'th largest value using an $O(q)$ time quantile algorithm and deletes all items smaller than it. Notice that since a maintenance operation is only needed once per $\Omega(q)$ updates, the amortized runtime is $O(1)$ per update. The authors further propose a deamortized variant where each update takes constant time in the worst case.

For a constant γ , q -MAX operates in $O(1)$ and requires asymptotically optimal $O(q)$ space. It proposes to use the deterministic Median-of-medians algorithm [24] to achieve a guaranteed bound on the number of operations needed. Their approach requires an additional $O(q)$ -sized auxiliary space to store the medians of medians (typically 25% more space). Alternatively, some faster randomized algorithms, such as Quick Select [40], still require $\Omega(q)$ time. Indeed, the work of [24] shows that *any* randomized quantile selection algorithm requires $3q/2 - O(1)$ comparisons, and therefore advances in faster (exact) quantile computation may not significantly speed up the algorithm of [14].

Our approach differs from [14] in the nature of the quantity we seek. More specifically, we present a data structure that can solve the problem using an approximate quantile rather than an exact one. The essence behind this idea is that we can calculate an approximate quantile, with constant

probability, in $O(1)$ time by sampling tuples from the current data structure, thus expediting the [14] algorithm. While our approach implies that we perform slightly more maintenance operations (since our quantiles are not exact), their markedly faster execution makes this a beneficial tradeoff.

2.3 Background - Heavy Hitters

Collecting exact counts for elements requires allocating an entry for every element in the measurement task. However, in some cases, we may not have enough space to monitor all the elements. Further, applications such as event mining and load balancing [6] are often only interested in the heavy hitters – the largest subset of network flows. Heavy hitter algorithms often maintain data structures with a fixed number of entries, each containing an element’s identifier and counter [12, 29, 31, 32, 46, 56]. As an example, the Space-Saving algorithm [56] maintains a cache of $\frac{1}{\epsilon}$ entries, each has an ID and a counter, and guarantees that any element x with $f_x \geq \epsilon |S|$ has a counter. Notice that we can have at most $\frac{1}{\epsilon}$ such elements. When a tuple (id, val) from a monitored element id arrives, Space Saving increases its counter by val . When a tuple (x, v) from a non-monitored element (x) arrives, Space Saving admits it to the cache, and if the cache is full, it deletes the tuple (x', v') with the smallest v' . In this case, the counter of x is set to $v + v'$ to account for potential previous appearances of x .

Optimal heavy hitters algorithms require at least $\frac{1}{\epsilon}$ entries to provide an accuracy guarantee of $\epsilon |S|$. When the update values are limited to $+1$, there are sophisticated data structures to keep the elements ordered [21, 56] in a constant time. For general updates, the works of [8, 12] suggest an asymptotically time-optimal algorithm at the cost of additional memory. Instead of evicting the minimum, their algorithms periodically evict many items at once by finding a quantile. Since the complexity of finding a quantile is linear, we get a constant amortized complexity. The work of [12] also suggests a way to deamortize finding the quantile and attaining a worst-case constant update complexity.

Asymptotically optimal solutions such as [8, 20] compute exact quantiles, which is slow in practice. The SMED algorithm [8] uses randomization to speed up the computation and is closest to our approach. Unlike [12] that builds over Space Saving, SMED is designed around the Misra-Gries (MG) algorithm [57]. MG is different than Space Saving in how it handles arrivals of unmonitored items. Specifically, if no counter is free, MG subtracts the minimal counter value from all counters, thereby freeing a counter. Tracking the minimal value means that MG works in $O(\log 1/\epsilon)$ time, while SMED improves this to constant amortized time by subtracting the *sampled* median. However, its maintenance still requires a linear time. As they need to iterate over all the counters and delete small counters. From profiling SMED, and conversations with the authors of [8], this linear pass was identified as the main remaining bottleneck of the algorithm.

Our method improves the runtime by allowing *implicit* deletion of entries without a linear scan. Specifically, we use a “water level” value and treat entries with values smaller than the water level as logically deleted. When we couple this approach with a Cuckoo hash table, we can guarantee that the table’s load factor is always below a given threshold ensuring fast and efficient operation. Additionally, our implicit deletion method also *improves the accuracy*. This is achieved by estimating items that are logically deleted but whose counters are not yet overwritten using their counter value. Further, if such an item arrives, its counter is incremented by the update value, even if it is below the water level. Our SQUID-HH algorithm uses our SQUID algorithm as a black box to find approximate quantiles and then it updates the water level according to the discovered quantile.

3 Algorithms

This section introduces SQUID and SQUID-HH. The former expedites the state-of-the-art q -MAX calculation, which translates to faster implementations of diverse network applications such as

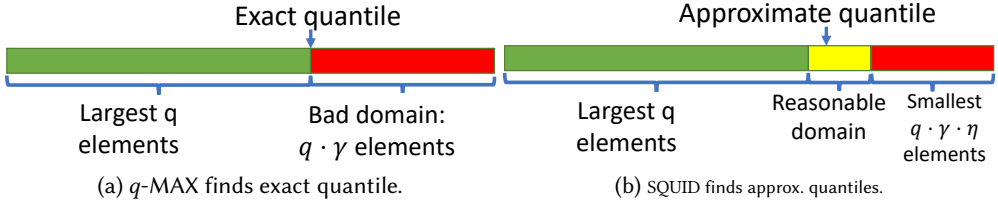


Fig. 1. A qualitative comparison of SQUID's and q -MAX: q -MAX searches for the exact quantile, which is time-consuming, while SQUID settles on any reasonable quantile (in the yellow region). Such quantiles are much easier to obtain, resulting in shorter and more frequent maintenance operations.

Priority sampling, Priority-based aggregation, and network-wide heavy hitters. The latter (SQUID-HH) focuses on the heavy hitter problem and expedites its runtime compared to the state-of-the-art. Intuitively, SQUID leverages randomization and the concept of faster maintenance operations by only finding a reasonable pivot rather than an exact one to expedite the q -MAX problem. SQUID-HH utilizes a Cuckoo hash table and periodically uses SQUID to retain the largest q elements in the table. In addition, it utilizes logical deletion of items that are guaranteed not to be among the largest q with a sea-level technique that keeps the load factor of the Cuckoo table bounded. These improvements result in SQUID-HH being considerably faster than the state-of-the-art approaches.

3.1 SQUID: Speeding up q -MAX

Here, we analyze the bottlenecks of q -MAX [14] and discover that the deterministic exact quantile calculation algorithm used in the previous work is needlessly slow. Our approach replaces the exact quantile calculation with a faster approximate quantile calculation and the deterministic approach with a (faster) randomized one. SQUID and q -MAX use an array with $q(1 + \gamma)$ elements where at each step, we add a new entry number to the array. Here, $\gamma \in (0, 1)$ is a parameter that presents a space-to-speed tradeoff; the larger γ is, the faster the algorithms, but the more space needed. We store the previously discovered top- q numbers to the left of the array and then add newly arriving items to the right side of the array. Each such addition updates a running index that always points to the next open spot in the array. Eventually, the running index reaches the end of the array; in that case, we need to perform a maintenance operation. This is where SQUID diverges from q -MAX.

q -MAX performs an exact quantile calculation, moves the q largest items to the left of the array, and starts inserting new items from location $q + 1$. Correspondingly, SQUID's maintenance performs an *approximate* quantile calculation and shifts items larger than the approximate quantile to the left. The approximation is correct if there are at least q items bigger than it; otherwise, we must repeat the process. At the end of a SQUID iteration, the running index moves to a location possibly larger than $q + 1$. We can find that SQUID performs more frequent maintenance operations than q -MAX, but each of these operations requires less computation.

Finding a good pivot: Our goal is to find a *pivot* that is smaller than q numbers, and is larger than at least $q \cdot \gamma \cdot \eta$ numbers, for some $\eta \in (0, 1)$. Thus, the pivot is correct because it retains the top q numbers, and it is sufficiently useful as it allows us to at least eliminate $q \cdot \gamma \cdot \eta$ numbers from the array, as they are smaller than the pivot and thus are not in the q -largest. We say that our pivot selection is *successful* if it meets the above conditions.

Intuitively, if one sample Z numbers out of the $q(1 + \gamma)$ elements, and we select the k 'th smallest number in the sample as a pivot, then in *expectation* our pivot will be larger than $q(1 + \gamma) \cdot (k/Z)$ of the numbers in the array. However, the actual rank of the pivot is a random variable and may deviate from its expected value. If the sampled pivot is too small, we may clear fewer than $q \cdot \gamma \cdot \eta$

elements and would require another maintenance soon thereafter. On the other hand, if the pivot is among the largest q , we must retry the sampling procedure, costing us additional computation. SQUID uses an additional parameter $\alpha \in (0, 1)$ to aim for the pivot to be larger than $q \cdot \gamma \cdot \alpha$ elements in expectation, by setting $Z = k \cdot \frac{1+\gamma}{\gamma \cdot \alpha}$. We can then use concentration bounds, as shown in our analysis below, to guarantee with probability $e^{-\Omega(Z(1-\alpha)^2)}$ that the pivot would be smaller than q elements. This suggests a trade-off – a smaller α implies a higher chance of a successful pivot but also less benefit from the pivot. Similarly, a higher Z value means sampling more elements and spending more time doing maintenance but having a better chance of a successful pivot selection.

To balance these tradeoffs, we introduce an additional parameter: $\delta \in (0, 1)$. The goal of the sampling is to produce a pivot that, with probability $1 - \delta$, satisfies two properties:

- (1) The pivot is *smaller* than at least q elements to ensure we track the largest numbers.
- (2) The pivot is *larger* than at least $q \cdot \gamma \cdot \eta$ elements, allowing eviction for enough numbers.

Intuitively, when δ is large, we may get faster execution on average but with a larger variance as the pivot selection is more likely to fail. This means that with the desired probability, we can guarantee that the maintenance operation would delete $\Omega(q)$ elements to allow sufficiently long iterations. Note that δ does not need to be very small, as we can verify that the pivot is valid and sample another pivot otherwise.

We state the following theorem, which quantifies the number of samples Z needed by SQUID's maintenance. For simplicity, we avoid rounding k and Z to integers as this adds a lower-order error. Note that in the following η is a function of α that satisfies $\eta \geq 1/4 \cdot (3\alpha^2 + 2\alpha - 1) \geq 2\alpha - 1$.

THEOREM 1. *Let $\alpha \in (1/2, 1)$, $\delta, \gamma \in (0, 1)$ and denote $\eta = 1/4 \cdot ((\alpha + 1)^2 + (\alpha - 1)\sqrt{\alpha^2 + 14\alpha + 1})$. Consider a set of numbers S with $|S| = q(1 + \gamma)$ elements and denote $k = \frac{2\alpha \ln(2/\delta)}{(1-\alpha)^2}$ and $Z = k \cdot \frac{1+\gamma}{\gamma \cdot \alpha}$. Then with probability $1 - \delta$, the k 'th smallest number among a uniform sample of Z values from S is larger than at least $q \cdot \gamma \cdot \eta$ numbers and smaller than at least q numbers.*

PROOF. Let C denote the number of samples smaller than $S_{(q\gamma)}$. Then the failure event where the sampled value is smaller than less than q numbers in S is equivalent to $C \leq k$. Notice that $C \sim \text{Bin}(Z, \frac{\gamma}{1+\gamma})$ and thus $\mathbb{E}[C] = \frac{Z\gamma}{1+\gamma} = k/\alpha$. Therefore, by setting $\Delta = (1 - \alpha)$ we have:

$$\Pr[C \leq k] = \Pr[C \leq \mathbb{E}[C](1-\Delta)] \leq e^{-\frac{\Delta^2 \mathbb{E}[C]}{2}} = e^{-\frac{(1-\alpha)^2 k/\alpha}{2}} = \delta/2. \quad (1)$$

Next, let D denote the number of samples smaller than $S_{(q\gamma\eta)}$. Then the failure event where the sampled value is larger than less than $q\gamma\eta$ numbers in S is equivalent to $D \geq k$. Notice that $D \sim \text{Bin}(Z, \frac{\gamma\eta}{1+\gamma})$ and thus $\mathbb{E}[D] = \frac{Z\gamma\eta}{1+\gamma} = k\eta/\alpha$. Therefore, by setting $\Delta = (\alpha/\eta - 1)$ we have:

$$\Pr[D \geq k] = \Pr[D \geq \mathbb{E}[D](1+\Delta)] \leq e^{-\frac{\Delta^2 \mathbb{E}[D]}{2+\Delta}} = e^{-\frac{(\alpha/\eta-1)^2 k\eta/\alpha}{2+(\alpha/\eta-1)}} = e^{-\frac{(1-\alpha)^2 k/\alpha}{2}} = \delta/2.$$

Together with (1), this concludes the proof. \square

As a numeric example, consider the case where $q = 10^6$, $\gamma = 1$, which is used in [14]. If we set $\delta = 10\%$, $\alpha = 4/5$, we get that we only need to sample $Z = 300$ elements (and pick the k 'th smallest, for $k = 120$) to satisfy the requirements. Finding a quantile within $Z = 300$ elements is considerably faster, and more space efficient than finding it within $q = 10^6$ elements as the q -MAX algorithm of [14] does. Indeed, the sampled pivot can fail (with probability bounded by $\delta = 10\%$), but we can then repeat the sampling procedure. Additionally, we are not guaranteed to clear $q\gamma$ items but just $q\gamma\eta$, for $\eta \approx 0.63$, (and on average, clear $q\gamma\alpha$) so we require more maintenance operations than q -MAX. Yet, the benefit of the faster pivot selection dwarfs these drawbacks. Interestingly, for finding the k 'th smallest number in the sample, we could use the q -MAX algorithm of [14]. However, for such a small k a simple heap is fast enough. As another bonus, we only need an

additional memory of k elements for the heap, while q -MAX requires $\approx 0.25q(1 + \gamma)$ auxiliary space for the pivot calculation that used median-of-medians.

A Las Vegas Algorithm. As described previously, our algorithm has a chance of failing and we need to keep selecting pivots until we find a successful pivot. That is, we describe a Las Vegas algorithm where the runtime is probabilistic but the result is always correct. More so, we need to check each pivot selection and verify that it is successful. To do that, we make a linear pass over the array, placing larger than the pivot items on one side and smaller ones on the other. While this requires $\approx q$ comparisons, such a step is significantly faster than exact quantile computation. In addition, it has the advantage of allowing the algorithm to insert elements sequentially into a contiguous memory block during an iteration. Such an access pattern minimizes cache misses and compensates for the additional computation. If the number of elements smaller than the pivot is not in $[q\gamma\eta, q\gamma]$, we select another pivot and start again. Theorem 1 implies that this step is rare, and we experimentally show it barely decreases the algorithm's throughput on real traces.

Parameter Tuning. Notice that while γ is inherent to the problem definition, we have some freedom in choosing α (which would, in turn, determine η). While a valid approach is to tune it experimentally, an interesting question from a theoretical perspective is how to decide on the "right" α value. Intuitively, the above sampling procedure succeeds with probability $1 - \delta$, making the number of failed attempts to be a geometric random variable $X \sim \text{Geo}(1 - \delta)$. Therefore, the expected runtime of the maintenance procedure is $O(aX + b)$, where $a = O(Z)$ ¹ is the time it takes for the sampling procedure and $b = O(q)$ is the time for the pivot verification step.

Our analysis in Appendix A provides a closed-form formula for the expected *number of comparisons* needed with respect to α . Further, the expression is concave, and we can numerically approximate the optimal value to the desired precision. Nonetheless, our experiments show that minimizing the number of comparisons is not a reliable proxy for the runtime, as it is affected by other factors such as random bits generation. Thus, in the evaluation section, we tune it experimentally.

Deamortization. We show how SQUID can reach $O(1)$ *worst-case* operations in Appendix B.

3.2 Faster Heavy Hitters with SQUID-HH

In this section, we present our SQUID-HH that solves the weighted heavy hitters problem with a constant update time (similar to recent works [8, 12]) but is empirically faster and more accurate. Among the existing constant update time solutions, Anderson et al. [8] presented the algorithm closest to our approach. Their solution, *SMED*, stores C/ϵ counters for some $C > 2$. Such a choice is asymptotically optimal but the constant is far from ideal as we can solve the problem with $1/\epsilon$ counters [56]. When *SMED* allocates a new entry to each unmonitored flow it encounters. When the number of monitored items becomes greater than C/ϵ , *SMED* samples $O(\log n)$ counters and calculates their median value. Then, it decreases all counters by this median value, deleting any counter that becomes zero or lower.

SQUID-HH follows the same template while addressing important drawbacks of *SMED*. First, the number of counters (C/ϵ) for $C > 2$ can be reduced toward the optimal $1/\epsilon$ counters. Second, as confirmed by both the authors and our experiment, *SMED*'s performance is bottlenecked by the linear-time maintenance operation of updating all counters. Furthermore, *SMED* requires auxiliary data structures that have their own memory overheads. Namely, it also includes a hash table that maps elements to counters to increase in constant time whenever a flow with an allocated counter arrives.

In SQUID-HH we circumvent all of these problems. First, we require no linear-sized auxiliary data structures and only make use of a single Cuckoo hash table [61]. Doing so reduces the memory

¹It is possible to get the k 'th smallest element among the Z samples in $O(Z)$ time, e.g., by using a q -MAX data structure.

overheads, and simplifies our algorithms. As for auxiliary structures, we need them to take a sample but such an approach allows for fewer counters (e.g., $1.5/\epsilon$).

Finally, and most importantly we do not make a linear pass to remove small entries from our Cuckoo table (avoiding the bottleneck in the previous approach). Instead, we maintain a “water level” quantity and treat all table entries below the water level as logically deleted. Thus, by carefully setting the water level we can make sure that our Cuckoo table never fills up, even if we do not know exactly which entries are deleted.

To explain our water level technique, we need to first provide a brief explanation of how Cuckoo Hash (CH) tables work. CH tables are key-value stores that support operations such as mapping keys into values and supporting updates. For $d, w \in \mathbb{N}$, CH organizes the (key, value) data into d buckets, each containing w pairs. It uses two hash functions $h_1, h_2 : \mathcal{K} \rightarrow \{0, \dots, d-1\}$ that maps keys $k \in \mathcal{K}$ into buckets, such that a key k can only be found in buckets $h_1(k)$ or $h_2(k)$. When inserting a (k, v) pair, CH inserts the pair into either bucket $h_1(k)$ or $h_2(k)$ if not both are full. In case both buckets are full (contain w pairs each), CH evicts a pair (k', v') from one of the buckets, to make room for (k, v) . Next, (k', v') needs to be inserted; if it was evicted from $h_1(k')$, CH inserts it to $h_2(k')$ and vice versa. Note that this insertion may cause eviction of an additional pair, etc. The operation terminates once the inserted pair is placed in a non-full bucket.

The analysis of CH shows that as long as the *load factor* (defined as the number of pairs in the table divided by $w \cdot d$) is not “too high”, insertions are likely to terminate after only a few evictions. The notion of “too high” depends on w . For $w = 2$, a load factor of up to $1/2$ is likely to be okay, while for $w = 4$, load factors of $L \approx 90\%$ are fine [58]. Since the lookup of a bucket takes $O(w)$ time, it is common to restrict the bucket sizes, e.g., to $w = 4$ or $w = 8$.

Thus, given a CH table, our goal is to never exceed the maximal load factor for correctness, and thus we need to set the water level in a manner that there are always enough logically deleted entries. On the other hand, for correctness, we must retain the largest $(1/\epsilon)$ counters at all times. Any counter which is not part of the $(1/\epsilon)$ largest can be logically deleted safely. While operating the CH table, we use logically deleted entries on read operations. However, when updating the table we are free to write over these entries. Such an approach improves the accuracy (as we retain the maximal number of counters at all times), and the speed (as we avoid a periodic linear pass over all entries). We now explain how SQUID-HH operates:

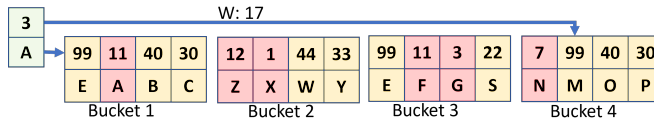


Fig. 2. An illustration of SQUID-HH. We use the water level technique to keep the load factor of the Cuckoo table within acceptable margins. In this example, the entries below the water level are pink and can be replaced. However, notice that all the tables’ entries (even those logically deleted) contain valuable information. In this example, we report another occurrence of flow A with weight 3. According to SQUID-HH, if the flow does not have a counter, it is added with a frequency of $W + 3 = 17 + 3 = 20$. In this example, we are lucky to find a logically deleted entry of A with a frequency of 11, which we increase to 14. Thus, we would have a smaller approximation error for A’s frequency.

Query: The use of CH tables allows finding a flow’s counter in a constant time with a lookup.

Update: When seeing a new packet (id, val) , we check whether id has a counter in either bucket $h_1(id)$ or $h_2(id)$. If such a counter exists, we increase its value by val . Otherwise, we insert the counter $\langle id, val + W \rangle$ into one of the buckets and possibly move an existing counter to its other bucket to make room. Here, W is the *water level* of the algorithm – a quantity that lower bounds the

size of the $(1/\epsilon)$ 'th smallest counter in the CH table. Once the number of counters in the CH table reaches $w \cdot d/L(w)$, where $L(w)$ is the allowed load for CH with w -sized buckets (e.g., $L(2) = 1/2$ and $L(4) \approx 0.9$), a maintenance operation is performed. Specifically, we use our SQUID sampling procedure to produce a value that is (with a very high probability) smaller than at least $1/\epsilon$ counters and larger than α/ϵ others. We use this quantity as the water level \mathcal{W} , thereby implicitly deleting any counter below this level. That is, when we search a bucket for an unallocated counter, we consider all counters whose value is lower than \mathcal{W} to be unallocated. This way, we avoid the expensive linear scan that is the bottleneck of heavy hitters algorithms like SMED.

Finally, we determine the CH dimensions: we use a constant value for w (e.g., $w = 4$) to ensure that bucket lookups require constant time. To ensure that the CH works, we set $d = \frac{c}{w \cdot L(w) \cdot \epsilon} = O(1/\epsilon)$; here, $c = O(1)$ is a performance parameter with a similar purpose as γ in SQUID. Specifically, our sampling procedure uses $\gamma = \frac{c}{L(w)} - 1$ to determine its parameters. Notice that, unlike SQUID, here we can have $c = 1$, as we already have a $1/L(w)$ multiplicative constant factor increase in the number of counters. Critically, we note that this allows SQUID-HH to be not only faster but also use fewer counters than SMED: SMED requires $C \cdot \epsilon^{-1}$ counters for some $C > 2$, while SQUID-HH can operate using $\frac{\epsilon^{-1}}{L(w)}$. For example, with $w = 4$ we can use fewer than $1.15\epsilon^{-1}$ counters. Interestingly, such a choice of w is also well aligned with the capabilities of modern AVX operations. Specifically, we use AVX to parallelize the checking of whether a key is in a bucket. Similarly, if an unmonitored flow arrives, we can parallelize the search for a counter smaller than the water level in its buckets using AVX. Compared with scalar computation, we measured our AVX code (using AVX2, which is now standard in most CPUs) to further accelerate the computation by $\approx 30 - 40\%$. Figure 2 provides a detailed example of SQUID-HH's update process and of the water level technique. Observe that the Cuckoo hash table is the only data structure we need and that all entries in the hash table (even the logically deleted ones) contain useful measurement information.

A Monte-Carlo HH Algorithm: Heretofore, we referred to SQUID as a Las Vegas algorithm that is guaranteed to succeed. However, it is often acceptable for the weighted HH application to allow a small failure probability as this enables faster algorithms, as done, e.g., in SMED and sketches such as Count Min [30] and Count Sketch [27]. Specifically, SMED assumes that we know an upper bound on the number of packets in the measurement n and, therefore, can bound the number of maintenance operations. Knowing the number of packets allows SMED to determine the number of samples in each maintenance so that the overall error probability will be bounded by $1/\text{poly}(n)$. Namely, it follows that there can be at most $\bar{M} = O(n\epsilon)$ maintenance operations. Therefore, if each has a failure probability of, e.g., $\delta' = \delta/\bar{M}$, the stream will be processed without an error with probability $1 - \delta$. Notice that getting a failure probability of δ' requires $\epsilon_{\text{SMED}} \cdot \log \delta'^{-1} = \epsilon_{\text{SMED}} \cdot \log(\bar{M}/\delta)$ samples for some constant ϵ_{SMED} that depends on the redundancy parameter C . Thus, SMED requires $\epsilon_{\text{SMED}} \cdot M \cdot \log(\bar{M}/\delta)$ samples in total.

In SQUID-HH we can take a similar approach and have $\epsilon_{\text{SQUID}} \cdot M \cdot \log(\bar{M}/\delta)$ samples in total for a constant ϵ_{SQUID} that depends on $L(w)$ and c (see above).² However, in some cases, we may not know the stream length beforehand; further, the data skew means that many of the arriving keys have a counter and do not bring us closer to a maintenance stage. Therefore, it is important to design a solution when *the actual number of maintenances* M is unknown.

Our algorithm works in *phases*, where phase 0 contains just the first maintenance and phase $i \in \{1, \dots, \lceil \log M \rceil\}$ contains maintenances $\{2^{i-1} + 1, \dots, 2^i\}$. The maintenance in phase $i = 0$ is performed with failure probability $\delta_0 = \delta/2$. Each maintenance in phase $i > 0$ is executed with failure probability $\delta_i = \delta \cdot 4^{-i}$ (e.g., maintenances 3-4 run with $\delta_2 = \delta/16$, maintenances 5-8 run

²To simplify the algebra, we use base-2 log and the difference from the $\ln(2/\delta)$ in our analysis can be factored into ϵ_{SQUID} .

with $\delta_3 = \delta/64$, etc.). Using the union bound, one can verify that the overall failure probability is at always lower than δ .

Let us calculate the number of samples this process results in. In phase 0, the maintenance uses $c_{SQUID} \cdot \log(2\delta^{-1})$ samples. Therefore, if $M = 1$, we use $c_{SQUID} \cdot \log(2\delta^{-1})$, i.e., only c_{SQUID} samples over the optimum. Assume that $M > 1$. Each phase $i \in \{1, \dots, \lfloor \log M \rfloor\}$ has 2^{i-1} maintenances, while the last phase (if M is not a power of two) has $M - 2^{\lfloor \log M \rfloor}$ maintenances. Therefore, the overall number of samples is:
$$c_{SQUID} \cdot \left(\log(2\delta^{-1}) + \sum_{i=1}^{\lfloor \log M \rfloor} 2^{i-1} \cdot \log\left(\frac{1}{\delta \cdot 4^{-i}}\right) + (M - 2^{\lfloor \log M \rfloor}) \cdot \log\left(\frac{4^{\lfloor \log M \rfloor + 1}}{\delta}\right) \right)$$

$$= c_{SQUID} \cdot \left(M \cdot \log \delta^{-1} - 2^{\lfloor \log M \rfloor + 2} + M \cdot (2 \lfloor \log M \rfloor + 2) + 3 \right) \leq c_{SQUID} \cdot \left(M \cdot \log \delta^{-1} + 2M \log M - 1.8M + 3 \right).$$

That is, our approach always samples at most $2 \cdot c_{SQUID} \cdot M \log(M/\delta)$ (i.e., less than twice) more than a hypothetical algorithm that knows M at the start of the measurement.

To further improve this algorithm, we can use domain knowledge to “guess” the number of maintenance operations $M_0 \geq 1$ (where $M_0 = 1$ coincides with the above approach). We then have maintenance operations $\{1, \dots, M_0\}$ in the phase 0, each runs with $\delta_0 = \delta/(2M_0)$. Similarly, each phase $i > 0$ contains maintenance ops $\{M_0 \cdot 2^{i-1} + 1, \dots, M_0 \cdot 2^i\}$, each configured for $\delta_i = \delta \cdot 4^{-i}/M_0$. Using $M_0 > 1$ reduces the number of phases to one if $M_0 > M$ and to $1 + \lceil \log(M/M_0) \rceil$ otherwise. If $M_0 > M$, this gives a bound of $c_{SQUID} \cdot M \cdot \log(M_0/\delta_0) = c_{SQUID} \cdot M \cdot \log(2M_0/\delta)$ on the total number of samples. Otherwise, we can bound the overall number of samples by
$$c_{SQUID} \cdot M_0 \cdot \left(\log(2M_0\delta^{-1}) + \sum_{i=1}^{\lfloor \log(M/M_0) \rfloor} 2^{i-1} \cdot \log\left(\frac{M_0}{\delta \cdot 4^{-i}}\right) + (M - 2^{\lfloor \log(M/M_0) \rfloor}) \cdot \log\left(\frac{M_0 \cdot 4^{\lfloor \log(M/M_0) \rfloor + 1}}{\delta}\right) \right)$$

$$= c_{SQUID} \cdot \left(M \cdot \log \delta^{-1} + M \log M_0 - 2^{\lfloor \log(M/M_0) \rfloor + 2} + M \cdot (2 \lfloor \log(M/M_0) \rfloor + 2) + 3 \right).$$
 That is, if $M_0 \in [M, M^2]$, our algorithm makes at most $c_{SQUID} \cdot (M \cdot \log \delta^{-1} + 2M \log M)$ samples, i.e., always at least as good as $M_0 = 1$. Also, if $M > M_0$ we always improve over selecting $M_0 > 1$. We thus conclude that this approach is suitable when our domain expertise allows us to choose $M_0 > 1$ such that $M \geq \sqrt{M_0}$.

3.3 Score-based Caching on a P4 Switch

Score-based caching encapsulates a variety of caching algorithms such as LRU, LFU, SLRU [45], LIRS[43], and FRD [62]. For a given cache size q , a score-based caching algorithm is defined using a function that assigns a *score* to each element in the working set based on its request pattern since it was (last) admitted. For example, the LFU cache counts the number of arrivals since an item was cached, while the LRU score is the last accessed timestamp. Intuitively, when a cache miss occurs, the algorithm replaces the lowest-score item with the newly admitted one.

This section shows how SQUID can enable score-based caching directly on a hardware switch. Our work is motivated by a new generation of switches that are programmable (e.g., using the P4 programming language), while having similar high throughput and low latency to their non-programmable counterparts [1, 25, 26]. We show that any such score-based policy is supported, as long as the score can be calculated in the switch’s data plane. We use LRFU [47] as a working example as we uncover the challenges and solutions used to achieve a performant P4 implementation.

Unlike previous works that use the backend to implement the caching policy [44, 48], SQUID decides which items to admit and evict directly in the data plane, thus reducing the latency for cache misses and computational burden on the backend server. Namely, using $q(1 + \gamma)$ entries, our goal is to guarantee that the q elements with the highest score are never evicted. The backend is then only used for cache misses to retrieve the value, while the switch’s CPU periodically performs SQUID’s maintenance operations for calculating new approximate quantiles.

Why P4-based SQUID. In-network caching solutions such as NetCache [44], leverage the flexibility and the high performance (Tera-bit level bandwidth and nanosecond level latency) of programmable switch ASICs to cache frequent items in switches. Such a caching medium can potentially reduce access latency for hot items and the consumed bandwidth. However, these solutions rely on the backend server updating the cache policy to reach eviction and admission decisions, thus increasing the latency on cache misses. Namely, when a cache miss occurs, in addition to providing the value, the backend needs to decide whether to admit the current (key,value) pair and who to evict instead. Such a dependency creates a possible performance bottleneck for these solutions as the performance of cache policies in software is considerably slower than that of key/value stores or physical switches. Further, NetCache requires the switch to frequently report to the backend the hottest items. This requires additional bandwidth and running a heavy items detector (e.g., a Count-Min sketch [30]) on the switch, requiring additional resources.

Proposed solution. We thus propose that the data plane shall decide which items to evict and admit, according to a score-based caching policy. Our solution achieves the goal by assigning *scores* (determined by the caching policy) for items and applying SQUID periodically to compute the water level threshold of the "hottest" q -items (in the control plane as explained later), regarding items below the water level as evictable (logically deleted, as in SQUID-HH) in the following round. Notably, the abstraction of score-based caching allows us to describe a wide spectrum of caching policies, that cover a variety of workloads and systems. In contrast, the existing solutions offer ad-hoc cache policies that fit the bottlenecks of a specific system [44].

Unlike previous solutions, SQUID makes admission decisions on cache misses; that is, if the user queries for an uncached key, the answer will be served by the backend, but the switch intercepts the response and can (in the data plane) decide to cache the item. This data-plane-based cache-update approach transfers the cache-update computation burden from the backend to the P4 switch and reduces the update and cache-miss delay. In Section 4 we show that our approach supports a wide spectrum of score-based caching policies that are implementable in P4 switches, including LRFU and LRU. We note that SQUID's solution involves sending sampled items to backends. However, such an $O(Z)$ overhead (as shown in Table 4) per epoch is negligible compared with state-of-the-arts [44, 48]. Moreover, we argue that SQUID is the enabler of the data-plane-based cache-update solution. Existing solutions such as q -MAX are unlikely to directly be applied for in-network caching, as they typically involve a large communication and CPU-processing overhead. For example, using q -MAX may require switches to send $q(1 + \gamma)$ items to their CPUs, which may be prohibitive due to the CPUs' throughput being lower than the request rate.

Challenges of implementing SQUID in P4. The main implementation challenge lies in the limited computational ability of P4 switches. Specifically, P4 only allows memory access to an array within a single stage; within each stage, P4 switches can only perform a series of stateless operations that do not depend on each other or simple stateful operations on an array. Packet recirculation is one workaround solution for these restrictions, but it greatly increases the bandwidth overhead. Without packet recirculation, it is impossible to implement SQUID's operations such as pivot computation (finding the k 'th smallest among the sample), and cuckoo hash table insertions.

The P4 implementation of SQUID. We propose workarounds to fit it into the P4 switches:

(1) We move the pivot value computation task into the control plane. The data plane samples packets and sends them to the controller for calculating the pivot value, and the controller sends the new pivot value back to the data plane. Since only a small number of items (e.g., $Z = 1000$) is sampled, the computation and bandwidth overheads are negligible (see Table 4). Indeed, our SQUID's sampling technique is the enabler for the task of ensuring that the top-score q elements are cached – the original q -MAX solution cannot be implemented like this as finding an exact percentile requires transmitting all the cached items to the controller.

(2) Implementing a hash table is expensive in P4 and we use the considerably simpler array-of-buckets data structure (e.g., see [13, 59, 65]). Each element is hashed into one of the c subarrays containing r slots. Item admission and eviction are restricted to the slots of a single bucket.

Implementation details in Tofino switches. We have implemented P4-based SQUID in Intel Tofino and Tofino2 switches in ~ 1300 lines of code. The code can be found in our Github repository [2]. We vary the array size as shown in Table 1. The P4 programs corresponding to $(r = 4, c = 2^{15})$ and $(r = 4, c = 2^{16})$ are implemented in Tofino, the latter one standing for the maximum possible array size implementable in Tofino. Programs corresponding to $(r = 8, c = 2^{16})$ and $(r = 12, c = 2^{16})$ are compiled in Tofino2, which has more stages than Tofino to support larger bucket sizes. We use the stateful register arrays to store the KV pairs and the score of the items. Specifically, for each row of items, we place their keys and scores in one register array in the ingress pipeline and place their values combined with those from its adjacent row in one register array in the egress pipeline. Therefore, theoretically, as a large enough r , the number of stages is $\approx \frac{3}{2}r$.

Resource overhead of SQUID in Tofino. Table 1 shows the resource usage of our Tofino P4 prototype. Regarding stage usage, when there are $r = 4$ slots in a bucket, a minimum of 10 stages should be allocated, which can be compiled in Tofino. The number of stages required is larger than $\frac{3}{2}r$, since the P4 program is bottlenecked by components other than the SQUID array, e.g., counters, routing tables, hash number generators, etc. When $r = 8$, a minimum of 14 stages is required, which is supported by Tofino2. Increasing r to 12 leads to usage of 20 stages, which also compiles on Tofino2 but leaves fewer resources for other functionalities. Here the bottleneck becomes the register arrays for storing cached items, since one stage cannot accommodate two 2^{16} 64-bit register arrays.

As r increases, we also find that the overheads of other resources such as SRAM, Table IDs, Ternary Bus, etc., grow larger. Since our application is memory-intensive, SQUID consumes a large proportion of SRAM memory. In addition, when $r = 12$, the table ID and Ternary Bus usages also reach above 50% and 40%, respectively. Note that the TCAM usage is below 3%, indicating that our P4 application can be installed *in the same pipeline* in parallel with other TCAM-heavy but SRAM-light applications. Moreover, our SQUID P4 application only occupies one pipeline, meaning that other P4 applications can be installed in the other pipelines to run in parallel with SQUID.

$r \times c$	Target	Stages	SRAM	TCAM	Table IDs	Ternary Bus	Hash Dist
4×2^{15}	Tofino	10	15.29%	2.778%	25.52%	19.79%	19.4%
4×2^{16}		10	27.92%	2.778%	25.52%	19.79%	20.8%
8×2^{16}	Tofino2	14	33.20%	1.875%	36.88%	32.50%	22.5%
12×2^{16}		20	49.22%	1.875%	50.63%	45.94%	30.8%

Table 1. Resource consumption of Tofino SQUID prototype for caching.

γ	Min speedup	Max speedup
1%	x4.54	x6.666
5%	x2.127	x2.5
10%	x1.612	x1.923
25%	x1.55	x1.98
50%	x1.398	x1.709
100%	x1.142	x1.538

Table 2. Speedup vs q -MAX.

4 Evaluation

We defer the evaluation setup to Appendix C.

4.1 SQUID Evaluation

We start by comparing SQUID and q -MAX [14] that work in amortized constant time and to library data structures such as heap and skip-list with logarithmic complexity.

We evaluate all algorithms using a sequence of 150M random integers, where each algorithm needs to find the q largest of these algorithms for values in $q = 10^4, 10^5, 10^6, 10^7$. The results, depicted in Figure 6, show that SQUID is up to 62% faster than the best alternative. In general, a large γ value yields more speedup at the expense of more space, but these are diminishing returns. $\gamma = 1$ is double the space, but $\gamma = 0.25$ is only a 25% increase in space. Observe that SQUID is consistently faster for large q values and similar in performance to q -MAX for small q values. To explain this, note that the complexity of finding quantiles does not depend on q , while in q -MAX the complexity is $O(q)$. In

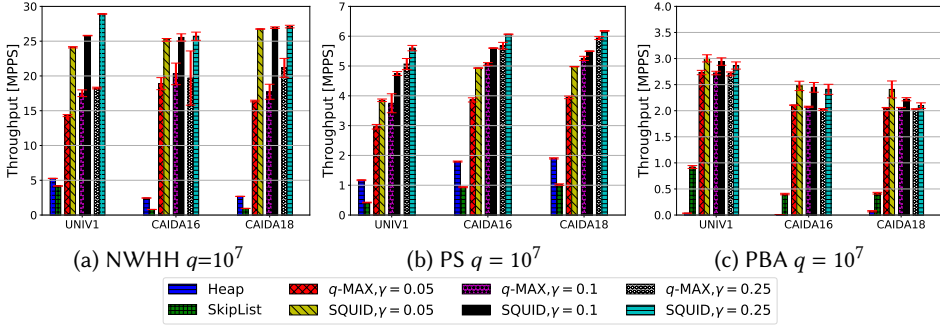


Fig. 3. Throughput of various applications when implemented using q -MAX and SQUID.

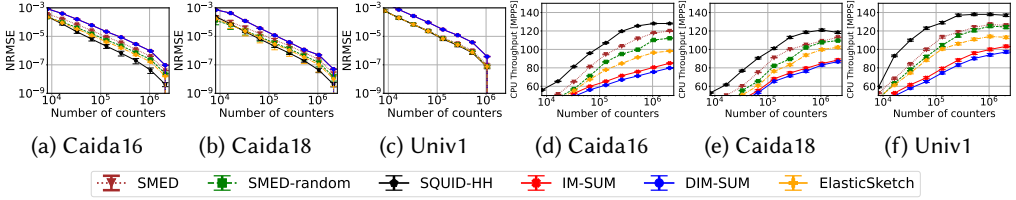


Fig. 4. (a)-(c) The Normalized Root Mean Square Error and (d)-(f) the throughput of *SMED*, *SMED-random*, *ElasticSketch*, and *SQUID-HH*, *DIM-SUM* and *IM-SUM*, varying the number of counters on packet traces.

appendix D, we also evaluate how z affects the performance and show that the speedup is greater for large q values. Table 2 summarizes the minimal and maximal speedup when varying γ for different q values. As shown, SQUID is 1.142-6.666 times faster than q -MAX. Our experiments also indicate that while SQUID without AVX is 6% – 15% slower than with it, it is still markedly (up to 6.4x) faster than q -MAX, i.e., the majority of the improvement comes from the algorithmic advances.

Measurement Applications: In Figure 3 We evaluate the impact of replacing q -MAX with SQUID on the throughput of network applications (Network-wide heavy hitters [22], Priority sampling [33], and priority based aggregation [33]) using the Caida16, Caida18 and Univ1 traces, for the following configuration: $q = 10^6, 10^7$ and $\gamma = 0.05, 0.1, 0.25$. The results show that in all the applications, SQUID has the highest throughput, and the improvement is more significant for larger q values. For example, in network-wide heavy hitters, we get a speedup of up to 58%, and in Priority sampling, the speedup is up to 25%, while in priority-based aggregation, we only get up to 14% speedup. The reason for this variability is the relative weight of the top- q calculation in the operation of each algorithm. Specifically, in network-wide heavy hitters, top- q takes a large portion of the computation. Thus, accelerating top- q calculation has a larger impact.

4.2 SQUID-HH Evaluation

Next, in Figure 4 we evaluate SQUID-HH ($\gamma = 1, w = 4$) on both accuracy and speed. To measure the precision of the algorithms, we use the standard Normalized Root Mean Squared Error (NRMSE) metric [17, 18] explained below. Consider a stream $S = \langle (x_1, w_1), (x_2, w_2), \dots \rangle$ of packets (x_n, w_n) , where x_n is the flow ID and w_n is the packet byte size of the n 'th packet. Let $f_{x,n} = \sum_{j \leq n | x_j = x} w$ be the total byte size of flow x up to, packet n . Upon the arrival of packet (x_n, w_n) , we use the algorithms to estimate the current byte size of x_n and denote the result using $\widehat{f_{x,n}}$. Then: $NRMSE = \frac{1}{|S|} \cdot \sqrt{\frac{1}{|S|} \sum_{n=1}^{|S|} (f_{x,n,n} - \widehat{f_{x,n,n}})^2}$. This gives a single quantity that measures the accuracy of an algorithm over the input stream. We note that NRMSE is a normalized parameter in the $[0, 1]$ range, where achieving an NRMSE of 1 is trivial, e.g., by estimating all flow sizes as 0.

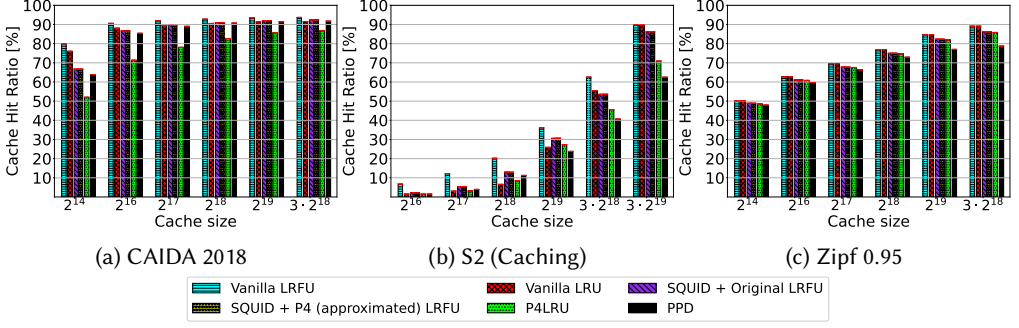


Fig. 5. Hit ratios of our P4 SQUID for in-network caching, compared against vanilla LRFU, LRU, P4-LRU [69] and Practical Packet Deflection (PPD) [5]. Both SQUID + Original LRFU and SQUID + P4 (approximated) LRFU deploy an array-of-buckets structure, while Vanilla LRFU maintains a heap to evict global LRFU items.

P4 Cache Implementation	Stages	SRAM	TCAM	Table IDs	Gateways	Hash Dist
SQUID	8	7.85%	1.88%	16.2%	11.5%	8.3%
P4LRU [69]	12	6.75%	0	16.2%	15.0%	5.8%

Table 3. P4 resource consumption of SQUID compared with P4LRU [69]. The cache size is set to $r \times c = 3 \times 2^{16}$, which corresponds to the maximum cache size for P4LRU’s original implementation.

We evaluate SQUID and compare it to state-of-the-art algorithms for weighted heavy hitters, such as SMED [8], DIM-SUM [12], and IM-SUM [12]. The original SMED code includes a runtime optimization that picks the first elements of the array instead of random ones. While this corresponds to a random sample on the first maintenance, the authors did not prove that it produces a random sample in consequent maintenance. Indeed, our evaluation indicates that this optimization improves the throughput at the cost of lower accuracy. For a fair comparison, we evaluate both SMED (that uses the original author’s code) and SMED-random, in which we changed the sampling method to take a random subset of counters rather than the first ones and ElasticSketch [66] (using its original code).

As Figures 4 (a)-(b) show, SQUID is more accurate than all alternatives, thanks to our lazy deletion approach that retains the useful information of logically deleted items as long as possible. Moreso, compare both SMED variants and observe that SMED is less accurate than SMED-random. Thus, not using a real random sample increases the NRMSE. Next notice that IM-SUM and DIM-SUM are the least accurate due to using two hash tables compared to a single table in SMED and SQUID. Additionally, ElasticSketch is more accurate than other algorithms but still less accurate than SQUID.

As Figures 4 (c)-(d) show, SQUID is considerably faster than all the alternatives. This is attributed to our water level technique which eliminates the need for a linear pass in the maintenance operation. We also observe that SMED is faster than SMED-random, indicating that the optimization in SMED’s code indeed speeds up the runtime. This is due to a more cache-friendly access pattern and fewer random number generations in maintenance operations. Despite being more accurate than SMED and SMED-random, ElasticSketch is slower than both, but still faster than DIM-SUM and IM-SUM.

4.3 SQUID-LRFU Evaluation

We defer the evaluation of software version of SQUID-LRFU, which shows that, as expected, SQUID is both faster and with a higher hit-ratio than q -MAX-based LRFU, to Appendix E.

Here, we focus on the evaluation of our hardware P4-based SQUID implementation for score-based in-network caching. We deploy the LRFU caching policy [47] and demonstrate how P4 SQUID

supports a wide range of caching policies. We compare SQUID against P4LRU [69] and our adaptation of [5] (PPD)’s quantile estimation and show how SQUID provides better quantile estimation and outperforms their cache hit ratios, thanks to the LRFU generally being more accurate than LRU.

4.3.1 Implementation details of SQUID and baselines.

Approximate LRFU policy for implementation in Tofino. One restriction imposed by Tofino P4 architecture is that complex arithmetic operations such as *floating point arithmetic and exponentiation* are not intrinsically supported. We consider the following formulation of LRFU [14, 47]. Each request i carries a score of $ns_i = -i \cdot \ln c$, where $0.5 \leq c \leq 1$ is an adjustable parameter. The score update rule is formulated as $s_{i+1} \leftarrow ns_i + \ln(e^{s_i - ns_i} + 1)$, where s_i and s_{i+1} are the score of the cached item before and after the update. Such a complex formula cannot be directly computed on P4 switches.

Therefore, we propose to approximate this LRFU formula. First, we transform it into the following equivalent expression (by scaling up $\times A$ for $A \geq 1$): $s_{i+1} \leftarrow ns_i + A \ln(e^{\frac{1}{A}s_i - \frac{1}{A}ns_i} + 1)$, $ns_i = -A \cdot i \cdot \ln c$. Such transformation allows us to round the scores to integers (that are supported on the switch). Second, to approximate exponentiation and logarithm, we note that $ns_i \leq \max(ns_i, s_i + A \ln 2) \leq ns_i + A \ln(e^{\frac{1}{A}s_i - \frac{1}{A}ns_i} + 1)$, where the middle can be computed on the switch. We also note that the LRU policy, which only looks at recency, can be formulated as $s_{i+1} = ns_i$, as it discards any information about past requests. Therefore, by defining the approximate LRFU policy as $s_{i+1} \leftarrow \max(-A \cdot i \cdot \ln c, s_i + A \ln 2)$, we get a policy that is somewhat closer to LRU than the standard LRFU interpolation between LRU and LFU. Nonetheless, by varying c , we still obtain a spectrum of policies between the two. We show that our approximated policy achieves a comparable hit rate to LRFU.

Baseline systems. We compare SQUID against both P4LRU [69], state-of-the-art LRU cache implementation in the programmable data plane, and PPD [5]’s adaptation to caching. We also implement the original CPU version of Vanilla LRFU and Vanilla LRU strategies for reference.

- (1) P4LRU proposes to maintain an array-of-buckets structure, each containing cached items sorted in LRU order. Due to Tofino pipeline’s restrictions [19], it is challenging to directly swap the orders of the items’ values when the LRU orders change. P4LRU instead proposes to maintain the mapping between keys and values in a bucket as a *permutation*. However, since the number of mappings grows exponentially, it cannot support $r > 3$ slots per bucket, limiting the maximum cache size as 3×2^{16} .
- (2) To evaluate our sampling-based quantile estimation, we adopt the quantile estimation approach in the Practical Packet Deflection (PPD) [5, 67] to our P4-based SQUID’s caching design. PPD estimates quantiles entirely in the data plane by sampling every T item and inserting the scores into a small sliding window of size $ns \sim 16$. We leverage this to update the water level and evict items accordingly.

4.3.2 Settings.

Datasets. We conduct experiments on real-world datasets, namely CAIDA [4] and ARC’s caching datasets [55] (S2 and MergeP), and on Zipf-synthetic datasets. Details are expanded in Appendix C.

Metrics. We evaluate both the quantile estimation accuracy (comparing against PPD’s quantile estimation) and the cache hit ratio. For the former, we define the Estimation Rank ARE as $(|\hat{r} - r|)/r$, where \hat{r} is the rank of the estimated quantile and $r = q$ is the target quantile rank.

The caching simulator. We build a behavioral caching simulator to mimic the P4-based caching system, consisting of the P4 data plane (DP), the switch’s CPU-based control plane (CP), and a backend server. We set the bandwidth of the DP as 3.2Tbps per pipeline, CP’s processing speed as 100Kops, the delay between DP and CP as $5\mu s$, and the RTT between the DP and the backend server as $50\mu s$. These are consistent with the real-world performance of Tofino-P4 systems [1, 49, 60, 68].

Experimental settings of SQUID. As shown in Table 1, we let $Z = 1000$, and set the length of the register array c to be the power of two, which enables efficient switch implementation. The sizes of

$r \times c$ of the register arrays	4×2^{12}	4×2^{14}	4×2^{15}	4×2^{16}	8×2^{16}	12×2^{16}
Traffic overheads	2.8%	0.98%	0.42%	0.18%	0.076%	0.041%

Table 4. Control traffic overheads of P4-based SQUID for sampling-based quantile estimation. The overheads include DP sending sampled packets to the switch's CP and CP configuring the water level back to the DP.

the SQUID array are set as 4×2^{12} , 4×2^{14} , 4×2^{15} , 4×2^{16} , 8×2^{16} , 12×2^{16} and 12×2^{17} (which simulates running SQUID on two Tofino pipelines). We assign $\gamma = 2$, so that each maintenance can evict enough items for later insertion, thereby reducing the frequency of maintenance. The q values are then calculated as $q = \frac{r-c}{1+\gamma} = \frac{r-c}{3}$. To configure LRFU, we measure the data distribution of a proportion of the earliest items in the backend to tune the parameter c , and begin measuring the hit ratio afterward.

Experimental settings of baselines. For P4LRU [69], the array sizes ranges from $3 \times \lfloor \frac{2^{14}}{3} \rfloor$, $3 \times \lfloor \frac{2^{16}}{3} \rfloor$ to $3 \times \lfloor 2^{18} \rfloor$. For PPD [5], we follow its default settings to assign the sliding window size as $ns = 16$, and periodically update the water level (via extra recirculations) every ns samples. We sample once every 50 items, yielding an extra traffic overhead of 0.125%.

4.3.3 Experimental results.

Evaluation on the cache hit ratio. Figure 5 and 10 shows the hit ratios of P4 SQUID and the baseline approaches, from which we have the following observations. First, SQUID's caching achieves a better hit ratio than P4LRU, outperforming by up to 16% in both CAIDA and S2 datasets. The main reason is that the LRFU strategies that SQUID supports are generally more accurate than LRU, since LRFU protects frequently visited items from being evicted by the random infrequent items. The comparison between Vanilla LRFU and LRU verifies our claim. In the Zipf dataset, the hit ratio differences are negligible, mainly because the dataset is temporally unskewed: each item is drawn independently from the Zipf distribution. Another reason is the deeper slots per bucket (r) supported by SQUID than P4LRU, so the local LRFU item per bucket better approximates the global LRFU. Second, SQUID's hit ratio is also ahead of PPD. Such outperformance is due to the much lower quantile estimation error of SQUID than PPD, as shown in Figure 11 and analyzed next. The low quantile estimation error of SQUID prevents items above the water level from being marked as evictable and vice versa. Third, Gaps between SQUID + Original LRFU and SQUID + P4 (approximated) LRFU are negligible. This demonstrates that our arithmetic approximation strategies for LRFU successfully simulate the original LRFU policy, making LRFU implementable in Tofino switches.

Evaluation on the quantile estimation error. Figure 11 compares the accuracy of quantile estimation between SQUID and PPD's data-plane-based estimatio. We find that SQUID achieves approximately one order of magnitude lower quantile estimation error than PPD. This is because for SQUID, the control plane can accommodate more samples from the data plane for accurate estimation on top of those samples; for PPD, we need to calculate the quantile in the data plane, limiting the number of samples to be visited to $ns = 16$ and thus resulting in inaccurate estimation.

P4 resource overheads of SQUID and P4LRU. We also compare the P4 resource consumptions between SQUID and P4LRU, as shown in Table 3. We set the cache size for both to be $r \times c = 3 \times 2^{16}$, the maximum cache size supported by P4LRU³. We observe that the major benefit of SQUID is the less usage of the number of stages. Additionally, SQUID also achieves less gateway usage, which represents resources to support if-else branching in P4. SQUID consumes 16.3% more SRAM blocks in order to store the extra LRFU score fields for supporting LRFU. As a reward, SQUID achieves a considerably higher hit ratio in datasets like CAIDA and S2.

Control traffic overhead of P4-based SQUID. We evaluate the DP-CP control traffic overhead of our P4-based SQUID. We define this overhead as the ratio between the traffic for processing cache queries (including both GET request packets and, in case of cache misses, response packets

³Table 1 shows that we support a maximum of 12×2^{16} entries to fit into Tofino2 [1].

from backend servers) and the extra sampling packets sent to the CP for maintenance. As shown in Table 4, the overall traffic overhead diminishes as we increase the sizes of the SQUID arrays, since larger array size reduces the frequency of maintenance and sampling operations. When the array size reaches 4×2^{16} , the overhead decreases to as small as 0.18%. Such a low overhead greatly reduces the traffic burden from the controller and thus makes the controller more reactive to the maintenance operations. Although P4LRU and PPD execute completely in the data-plane, we argue that the much higher hit ratio (Figure 5) of SQUID makes it a favorable solution.

5 Conclusion

We introduced the SQUID algorithm for the micro algorithmic pattern of retaining the q largest items, the SQUID-HH for the weighted heavy hitter problem, and the SQUID-LRFU for more general score-based caching policies. Our SQUID algorithm is faster than standard data structures like Heap and Skip list and from the previously suggested approaches [14]. Such an improvement shows a potential to improve the throughput of numerous network algorithms that utilize the above-mentioned micro algorithmic pattern [10, 22, 34, 35, 52, 53]. Specifically, our evaluation demonstrates concrete improvements for Network-wide heavy hitters [39], Priority Sampling [33], and Priority Based Aggregation [33]. Moreso, SQUID-HH targets the weighted heavy hitters' problem and is faster and more accurate than the best alternatives [8, 12] when evaluated on real workloads.

Our SQUID-LRFU algorithm targets the broader context of score-based caching in software and in P4 programmable switches. In software, We demonstrate a throughput improvement compared to previous implementations [14, 47] with a negligible effect on the hit ratio. In P4 switches, our work implements a broad spectrum of score-based cache policies in the data plane such as LRU, LFU and any policy between. It achieves higher hit ratios than P4LRU [69] and better quantile estimation than PPD [5] with acceptable switch overheads. For reproducibility, we open source [2] our code.

References

- [1] Intel® tofino™ series programmable ethernet switch ASIC. <https://www.intel.com/content/www/us/en/products/network-io/programmable-ethernet-switch.html>.
- [2] Squid's open source code. <https://github.com/SQUID12/SQUID>.
- [3] The CAIDA UCSD Anonymized Internet Traces 2016 - January. 21st.
- [4] The CAIDA UCSD Anonymized Internet Traces 2018 - equinix-nyc 2018-03-15, Direction A. <https://www.caida.org/data/monitors/passive-equinix-nyc.xml>.
- [5] S. Abdous, E. Sharafzadeh, and S. Ghorbani. Practical packet deflection in datacenters. *Proceedings of the ACM on Networking*, 1(CoNEXT3):1–25, 2023.
- [6] M. Al-Fares, S. Radhakrishnan, B. Raghavan, N. Huang, A. Vahdat, et al. Hedera: dynamic flow scheduling for data center networks. In *USENIX NSDI*. San Jose, USA, 2010.
- [7] Amazon. Redshift. <https://aws.amazon.com/redshift/>.
- [8] D. Anderson, P. Bevan, K. Lang, E. Liberty, L. Rhodes, and J. Thaler. A high-performance algorithm for identifying frequent items in data streams. In *ACM IMC*, 2017.
- [9] Apache. Spark. <https://spark.apache.org/>.
- [10] Z. B. Yossef, T. Jayram, R. Kumar, D. Sivakumar, and L. Trevisan. Counting distinct elements in a data stream. In *RANDOM*, 2002.
- [11] R. Basat, G. Einziger, R. Friedman, M. Luizelli, and E. Waisbard. Constant time updates in hierarchical heavy hitters. In *ACM SIGCOMM*, 2017.
- [12] R. B. Basat, G. Einziger, R. Friedman, and Y. Kassner. Optimal elephant flow detection. In *IEEE INFOCOM*, 2017.
- [13] R. B. Basat, G. Einziger, R. Friedman, and Y. Kassner. Randomized admission policy for efficient top-k and frequency estimation. In *IEEE INFOCOM 2017-IEEE Conference on Computer Communications*, pages 1–9. IEEE, 2017.
- [14] R. B. Basat, G. Einziger, J. Gong, J. Moraney, and D. Raz. q-MAX: A Unified Scheme for Improving Network Measurement Throughput. In *Proceedings of the Internet Measurement Conference, IMC 2019, Amsterdam, The Netherlands, October 21-23, 2019*, pages 322–336. ACM, 2019.
- [15] R. B. Basat, G. Einziger, I. Keslassy, A. Orda, S. Vargaftik, and E. Waisbard. Memento: Making sliding windows efficient for heavy hitters. In *Proceedings of the 14th International Conference on Emerging Networking Experiments and Technologies*, pages 254–266, 2018.
- [16] R. B. Basat, G. Einziger, M. C. Luizelli, and E. Waisbard. A black-box method for accelerating measurement algorithms with accuracy guarantees. In *IFIP Networking Conference*, pages 1–9. IEEE, 2019.
- [17] R. B. Basat, G. Einziger, M. Mitzenmacher, and S. Vargaftik. Faster and more accurate measurement through additive-error counters. In *IEEE INFOCOM 2020-IEEE Conference on Computer Communications*, pages 1251–1260. IEEE, 2020.
- [18] R. B. Basat, G. Einziger, M. Mitzenmacher, and S. Vargaftik. Salsa: Self-adjusting lean streaming analytics. In *2021 IEEE 37th International Conference on Data Engineering (ICDE)*, pages 864–875. IEEE, 2021.
- [19] R. Ben-Basat, X. Chen, G. Einziger, and O. Rottenstreich. Efficient measurement on programmable switches using probabilistic recirculation. In *2018 IEEE 26th International Conference on Network Protocols (ICNP)*, pages 313–323. IEEE, 2018.
- [20] R. Ben-Basat, G. Einziger, and R. Friedman. Space efficient elephant flow detection. In *ACM SYSTOR*, 2018.
- [21] R. Ben-Basat, G. Einziger, R. Friedman, and Y. Kassner. Heavy hitters in streams and sliding windows. In *IEEE INFOCOM*, 2016.
- [22] R. Ben Basat, G. Einziger, J. Moraney, and D. Raz. Network-wide routing oblivious heavy hitters. In *ACM/IEEE ANCS*, 2018.
- [23] T. Benson, A. Akella, and D. A. Maltz. Network traffic characteristics of data centers in the wild. In *ACM IMC*, 2010.
- [24] M. Blum, R. W. Floyd, V. Pratt, R. L. Rivest, and R. E. Tarjan. Time bounds for selection. *J. of Computer and System Sciences*, 1973.
- [25] P. Bosshart, G. Gibb, H.-S. Kim, G. Varghese, N. McKeown, M. Izzard, F. Mujica, and M. Horowitz. Forwarding metamorphosis: Fast programmable match-action processing in hardware for sdn. *ACM SIGCOMM Computer Communication Review*, 43(4):99–110, 2013.
- [26] BROADCOM. Trident Programmable Switch. <https://www.broadcom.com/products/ethernet-connectivity/switching/strataxgs/bcm56870-series>, 2017.
- [27] M. Charikar, K. Chen, and M. Farach-Colton. Finding frequent items in data streams. In *Proc. of the 29th International Colloquium on Automata, Languages and Programming, ICALP*. Springer-Verlag, 2002.
- [28] G. Cormode and M. Hadjieleftheriou. Finding frequent items in data streams. *Proc. VLDB Endow.*, 1(2):1530–1541, Aug. 2008. Code: www.research.att.com/~marioh/frequent-items.html.
- [29] G. Cormode and S. Muthukrishnan. Diamond in the rough: Finding hierarchical heavy hitters in multi-dimensional data. In *Proceedings of the 23rd ACM SIGMOD International Conference on Management of Data*, 2004.

- [30] G. Cormode and S. Muthukrishnan. An improved data stream summary: The count-min sketch and its applications. *J. Algorithms*, 55, 2004.
- [31] G. Cormode and S. Muthukrishnan. What's hot and what's not: Tracking most frequent items dynamically. *ACM Trans. Database Syst.*, 2005.
- [32] E. D. Demaine, A. López-Ortiz, and J. I. Munro. Frequency estimation of internet packet streams with limited space. In *Proc. of the 10th Annual European Symposium on Algorithms*, ESA. Springer-Verlag, 2002.
- [33] N. Duffield, C. Lund, and M. Thorup. Priority sampling for estimation of arbitrary subset sums. *J. ACM*, 54(6):32-es, Dec. 2007.
- [34] N. Duffield, C. Lund, and M. Thorup. Priority sampling for estimation of arbitrary subset sums. *J. ACM*, 2007.
- [35] N. Duffield, Y. Xu, L. Xia, N. K. Ahmed, and M. Yu. Stream aggregation through order sampling. In *ACM CIKM*, 2017.
- [36] G. Einziger, O. Eytan, R. Friedman, and B. Manes. Adaptive software cache management. In *Middleware*. Association for Computing Machinery, 2018.
- [37] Google. Bigquery. <https://cloud.google.com/bigquery>.
- [38] V. M. Gottin, E. Pacheco, J. Dias, A. E. M. Ciarlini, B. Costa, W. Vieira, Y. M. Souto, P. Pires, F. Porto, and J. a. G. Rittmeyer. Automatic caching decision for scientific dataflow execution in apache spark. In *Proceedings of the 5th ACM SIGMOD Workshop on Algorithms and Systems for MapReduce and Beyond*, BeyondMR'18, New York, NY, USA, 2018. Association for Computing Machinery.
- [39] R. Harrison, Q. Cai, A. Gupta, and J. Rexford. Network-wide heavy hitter detection with commodity switches. In *ACM SOSR*, 2018.
- [40] C. A. R. Hoare. Algorithm 65: Find. *Commun. ACM*, 1961.
- [41] Q. Huang, X. Jin, P. P. C. Lee, R. Li, L. Tang, Y.-C. Chen, and G. Zhang. Sketchvisor: Robust network measurement for software packet processing. In *ACM SIGCOMM*, 2017.
- [42] Intel. Intel® 64 and ia-32 architectures software developer's manual. <https://www.intel.com/content/dam/www/public/us/en/documents/manuals/64-ia-32-architectures-software-developer-vol-1-manual.pdf>.
- [43] S. Jiang and X. Zhang. Lirs: An efficient low inter-reference recency set replacement policy to improve buffer cache performance. *ACM SIGMETRICS*, pages 31–42, 2002.
- [44] X. Jin, X. Li, H. Zhang, R. Soulé, J. Lee, N. Foster, C. Kim, and I. Stoica. Netcache: Balancing key-value stores with fast in-network caching. In *Proceedings of the 26th Symposium on Operating Systems Principles*, pages 121–136, 2017.
- [45] R. Karedla, J. S. Love, and B. G. Wherry. Caching strategies to improve disk system performance. *Computer*, 27(3):38–46, Mar. 1994.
- [46] E. Kranakis, P. Morin, and Y. Tang. Bounds for frequency estimation of packet streams. In *In SIROCCO*, 2003.
- [47] D. Lee, J. Choi, J.-H. Kim, S. H. Noh, S. L. Min, Y. Cho, and C. S. Kim. Lrfu: a spectrum of policies that subsumes the least recently used and least frequently used policies. *IEEE Trans. on Comp.*, 2001.
- [48] X. Li, R. Sethi, M. Kaminsky, D. G. Andersen, and M. J. Freedman. Be fast, cheap and in control with *switchkv*. In *13th USENIX Symposium on Networked Systems Design and Implementation (NSDI 16)*, pages 31–44, 2016.
- [49] Y. Li, R. Miao, H. H. Liu, Y. Zhuang, F. Feng, L. Tang, Z. Cao, M. Zhang, F. Kelly, M. Alizadeh, et al. Hpsc: High precision congestion control. In *Proceedings of the ACM Special Interest Group on Data Communication*, pages 44–58, 2019.
- [50] M. Liberatore and P. Shenoy. Umass trace repository. <http://traces.cs.umass.edu/index.php/Main/About>, 2016.
- [51] Z. Liu, Z. Bai, Z. Liu, X. Li, C. Kim, V. Braverman, X. Jin, and I. Stoica. Distcache: Provable load balancing for large-scale storage systems with distributed caching. In *USENIX FAST*. USENIX Association, Feb. 2019.
- [52] Z. Liu, R. Ben-Basat, G. Einziger, Y. Kassner, V. Braverman, R. Friedman, and V. Sekar. Nitrosketch: Robust and general sketch-based monitoring in software switches. In *ACM SIGCOMM*, 2019.
- [53] Z. Liu, A. Manousis, G. Vorsanger, V. Sekar, and V. Braverman. One sketch to rule them all: Rethinking network flow monitoring with univmon. In *ACM SIGCOMM*, 2016.
- [54] B. Manes. Caffeine: A high performance caching library for java 8. <https://github.com/ben-manes/caffeine>, 2016.
- [55] N. Megiddo and D. S. Modha. Arc: A self-tuning, low overhead replacement cache. In *USENIX FAST*, 2003.
- [56] A. Metwally, D. Agrawal, and A. E. Abbadi. Efficient computation of frequent and top-k elements in data streams. In *IN ICDT*, 2005.
- [57] J. Misra and D. Gries. Finding repeated elements. *Science of computer programming*, 2(2):143–152, 1982.
- [58] M. Mitzenmacher. Some open questions related to cuckoo hashing. In *European Symposium on Algorithms*, pages 1–10. Springer, 2009.
- [59] S. Narayana, A. Sivaraman, V. Nathan, P. Goyal, V. Arun, M. Alizadeh, V. Jeyakumar, and C. Kim. Language-directed hardware design for network performance monitoring. In *Proceedings of the Conference of the ACM Special Interest Group on Data Communication*, pages 85–98, 2017.
- [60] R. Neugebauer, G. Antichi, J. F. Zazo, Y. Audzevich, S. López-Buedo, and A. W. Moore. Understanding pcie performance for end host networking. In *Proceedings of the 2018 Conference of the ACM Special Interest Group on Data Communication*, pages 327–341, 2018.

- [61] R. Pagh and F. F. Rodler. Cuckoo hashing. *Journal of Algorithms*, 51(2):122–144, 2004.
- [62] S. Park and C. Park. Frd: A filtering based buffer cache algorithm that considers both frequency and reuse distance. In *Proc. of the 33rd IEEE International Conference on Massive Storage Systems and Technology (MSST)*, 2017.
- [63] R. Shahout, R. Friedman, and R. Ben Basat. Together is better: Heavy hitters quantile estimation. *Proceedings of the ACM on Management of Data*, 1(1):1–25, 2023.
- [64] S. G. Sáez, V. Andrikopoulos, F. Leymann, and S. Strauch. Evaluating caching strategies for cloud data access using an enterprise service bus. In *2014 IEEE International Conference on Cloud Engineering*, pages 289–294, 2014.
- [65] M. Tirmazi, R. Ben Basat, J. Gao, and M. Yu. Cheetah: Accelerating database queries with switch pruning. In *ACM SIGMOD*, pages 2407–2422, 2020.
- [66] T. Yang, J. Jiang, P. Liu, Q. Huang, J. Gong, Y. Zhou, R. Miao, X. Li, and S. Uhlig. Elastic sketch: adaptive and fast network-wide measurements. In *SIGCOMM*, 2018.
- [67] Z. Yu, C. Hu, J. Wu, X. Sun, V. Braverman, M. Chowdhury, Z. Liu, and X. Jin. Programmable packet scheduling with a single queue. In *Proceedings of the 2021 ACM SIGCOMM 2021 Conference*, pages 179–193, 2021.
- [68] C. Zeng, L. Luo, T. Zhang, Z. Wang, L. Li, W. Han, N. Chen, L. Wan, L. Liu, Z. Ding, et al. Tiara: A scalable and efficient hardware acceleration architecture for stateful layer-4 load balancing. In *USENIX NSDI*, 2022.
- [69] Y. Zhao, W. Liu, F. Dong, T. Yang, Y. Li, K. Yang, Z. Liu, Z. Jia, and Y. Yang. P4lru: Towards an lru cache entirely in programmable data plane. In *Proceedings of the ACM SIGCOMM 2023 Conference*, pages 967–980, 2023.

Symbol	Meaning
q	The number of largest elements to track.
γ	The amount of space is $q(1 + \gamma)$.
Z	The number of samples from the array.
k	We pick the k 'th smallest sample as pivot.
α	We choose k so the pivot in expectation is smaller than $q\gamma\alpha$ values.
η	A function of α . A pivot is successful if it is larger than $q\gamma\eta$ values.
δ	A bound on the failure probability.
ϵ	A bound on heavy hitters error.
c	SQUID-HH is using c/ϵ counters.
w	The width the SQUID-HH Cuckoo hash table.
d	The depth of the SQUID-HH Cuckoo hash table ($c = w \cdot d/\epsilon$).

Table 5. The notations used in the paper.

A Parameter Tuning

The Expected Iteration Length.

The above analysis looks for a bound on the probability of getting an iteration of at least $q \cdot \eta \cdot \gamma$ elements. In practice, even if we get $X_{(k)} < q \cdot \eta \gamma$ it is still useful to run the iteration rather than draw a new pivot. To that end, we can approximate $X_{(k)}$ as $q(1 + \gamma) \cdot W_k$, where $W_k \sim \text{Beta}(k, Z - k + 1)$ is distributed like the k^{th} order statistic of Z i.i.d. uniform, continuous, $U[0, 1]$ variables. The conditioned expectation of $X_{(k)}$ can then be expressed as

$$\mathbb{E}[X_{(k)} | X_{(k)} \leq q\gamma] \geq q(1 + \gamma)\mathbb{E}[W_k | W_k \leq \gamma/(1 + \gamma)] - 1. \quad (2)$$

Using the probability distribution function of $\text{Beta}(k, Z - k + 1)$, we can then write

$$\mathbb{E}[W_k | W_k \leq \gamma/(1 + \gamma)] = \frac{\int_0^{\gamma/(1 + \gamma)} x^{\frac{k-1}{B(k, Z-k+1)}-1} (1-x)^{Z-k} dx}{\Pr[W_k \leq \gamma/(1 + \gamma)]} = \frac{B(k + 1, Z - k + 1) \cdot I_{\gamma/(1 + \gamma)}(k + 1, Z - k + 1)}{B(k, Z - k + 1) \cdot I_{\gamma/(1 + \gamma)}(k, Z - k + 1)},$$

where $B(\cdot)$ is the Beta function and I is the Regularized Incomplete Beta function.

While the expression has no closed-form formula, we can evaluate it numerically. For example, the parameters $\gamma = 1$, $\alpha = 0.8$, $k = 304$, and $Z = 760$ (calculated for $\delta = 0.1\%$) yield $\mathbb{E}[W_k | W_k \leq \gamma/(1 + \gamma)] \approx 0.399995$. We note that $\mathbb{E}[W_k] = k/Z = 0.4$; the correct conditioned expectation, $\mathbb{E}[W_k | W_k \leq \gamma/(1 + \gamma)]$, is slightly lower since we demand that the pivot is always among the $q\gamma$ smallest elements. Plugging this back to (2), we get that the expectation is nearly $0.8\gamma \cdot q$.

A.1 Optimizing the α Parameter

To understand our algorithm, we consider the budget of Z samples given and tune our algorithm to optimize the expected number of elements cleared in an iteration. For that, we get a lower bound on the expected number of elements removed by our iteration of

$$\begin{aligned} \mathbb{E}[X_{(k)} | X_{(k)} \leq q\gamma] \cdot \Pr[X_{(k)} \leq q\gamma] &\geq (q(1 + \gamma)\mathbb{E}[W_k | W_k \leq \gamma/(1 + \gamma)] - 1) \cdot \left(1 - e^{-k \cdot \frac{(\gamma - \alpha\gamma)^2}{\alpha\gamma \cdot (2 + \gamma - \alpha\gamma)}}\right) \\ &= \left(q(1 + \gamma) \frac{B(k + 1, Z - k + 1) \cdot I_{\gamma/(1 + \gamma)}(k + 1, Z - k + 1)}{B(k, Z - k + 1) \cdot I_{\gamma/(1 + \gamma)}(k, Z - k + 1)} - 1\right) \cdot \left(1 - e^{-k \cdot \frac{(\gamma - \alpha\gamma)^2}{\alpha\gamma \cdot (2 + \gamma - \alpha\gamma)}}\right). \end{aligned}$$

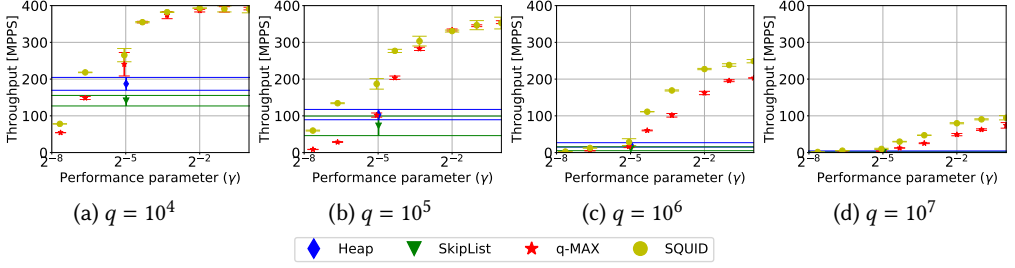


Fig. 6. Throughput of SQUID and q -MAX as a function of γ on 150M random numbers.

Our goal is to maximize this expectation (by setting the right α) while fixing the value of Z , therefore we express the above as a function of α by setting $k = \alpha\gamma \frac{Z}{(1+\gamma)}$:

$$F_Z(\alpha) \triangleq \left(1 - e^{-\alpha\gamma \frac{Z}{(1+\gamma)} \cdot \frac{(\gamma-\alpha\gamma)^2}{\alpha\gamma \cdot (2+\gamma-\alpha\gamma)}} \right) \cdot \left(q(1+\gamma) \frac{B(\alpha\gamma \frac{Z}{(1+\gamma)} + 1, Z - \alpha\gamma \frac{Z}{(1+\gamma)} + 1) \cdot I_{\gamma/(1+\gamma)}(\alpha\gamma \frac{Z}{(1+\gamma)} + 1, Z - \alpha\gamma \frac{Z}{(1+\gamma)} + 1)}{B(\alpha\gamma \frac{Z}{(1+\gamma)}, Z - \alpha\gamma \frac{Z}{(1+\gamma)} + 1) \cdot I_{\gamma/(1+\gamma)}(\alpha\gamma \frac{Z}{(1+\gamma)}, Z - \alpha\gamma \frac{Z}{(1+\gamma)} + 1)} - 1 \right).$$

While the above function is unlikely to admit analytical optimization, we can search for the right α value using numeric means.

When $Z \gg \frac{1+\gamma}{\gamma^2(1-\alpha)^2}$ (and thus $k \gg \frac{\alpha}{\gamma(1-\alpha)^2}$), we can approximate $\mathbb{E}[W_k | W_k \leq \gamma/(1+\gamma)]$ as $\mathbb{E}[W_k] = k/Z$. The reason is that the probability that $X_{(k)}$ is larger than $q\gamma$ is small (as evident by (1)) and only slightly affects the conditioned expectation $\mathbb{E}[W_k | W_k \leq \gamma/(1+\gamma)]$. In this case, we can get a simpler optimization function:

$$F_Z(\alpha) \approx \left(1 - e^{-\alpha\gamma \frac{Z}{(1+\gamma)} \cdot \frac{(\gamma-\alpha\gamma)^2}{\alpha\gamma \cdot (2+\gamma-\alpha\gamma)}} \right) (q(1+\gamma) \cdot k/Z) = \left(1 - e^{-\frac{Z}{(1+\gamma)} \cdot \frac{(\gamma-\alpha\gamma)^2}{(2+\gamma-\alpha\gamma)}} \right) (q\alpha\gamma) \geq \left(1 - e^{-\frac{Z\gamma^2}{(1+\gamma)(2+\gamma)} \cdot (1-\alpha)^2} \right) (q\alpha\gamma).$$

The resulting function is concave in the range $\alpha \in (0, 1)$ and is easy to optimize numerically. For example, when $\gamma = 1$, using $Z = 760$ samples it is maximized at $\alpha \approx 0.83$, giving a lower bound of $0.808q\gamma$ elements that are removed on average, when factoring in the probability of a bad pivot choice.

B De-amortizing SQUID

We explained SQUID as having separate update and maintenance procedures. Previous works, such as [12, 14, 20] suggest deamortization approaches that allow the algorithm to perform $O(1)$ time maintenance operations per update while guaranteeing that there will always be some free space. However, these deamortization procedures assume that the algorithm is deterministic. That is, if we are guaranteed that the maintenance terminates within $c \cdot q$ operations for some constant c , and each iteration has $q\gamma$ insertions (as in [14]), it is enough to perform $\frac{c \cdot q}{q\gamma} = c/\gamma = O(1/\gamma)$ maintenance operations per packet. Deamortizing SQUID is slightly more challenging since the above Las Vegas algorithm has no bound on the number of maintenance operations, and our iteration length is a random variable itself. We resolve this issue by running an exact quantile computation if the sampling algorithm fails more than some constant number of times (e.g., two). This way, we can still compute an absolute constant c' such that we make at most $c' \cdot q$ operations and free at least $q\gamma(2\alpha - 1)$ elements. Therefore, we can deamortize SQUID by making $\frac{c' \cdot q}{q\gamma(2\alpha - 1)} = O(1/\gamma)$ operations per update, which is constant for any fixed γ .

C Experimental Setup

This section positions SQUID, against the leading alternatives such as q -MAX [14], as well as to standard data structures such as heaps and skip lists. Next, we compare SQUID-HH against SMED [8]. Finally, we demonstrate that our approach has applications on a broader scope than network monitoring by implementing the LRFU cache policy using SQUID and comparing our implementation to the existing alternatives. We used the original C++ code released by the authors of competing algorithms [8, 14], with the recommended parameters, and we implemented our algorithms with C++ as well for a fair comparison. We also implemented the P4-based SQUID and simulated it in Python for evaluation.

Datasets: We used the following datasets:

- (1) The CAIDA Anonymized Internet Trace [3] (Caida16), from the Equinix-Chicago monitor with 152M packets.
 - (2) The CAIDA Anonymized Internet Trace [3] from New York City (Caida18) with 175M packets.
 - (3) Data center network trace [23] (Univ1) with 17M packets.
 - (4) Windows server memory accesses trace denoted P1 [55]. It has 1.8M accesses and 540K addresses.
 - (5) Memory accesses of a finance application denoted F1 [50]. It has 5.4M accesses with 1.4M distinct files.
 - (6) Queries from a popular web search engine denoted WS1 [50]. It has 4.58M queries with 1.69M distinct queries.
 - (7) Accesses taken from the Gradle build cache [54]. It has 2.1M accesses with 648K distinct files.
 - (8) E-commerce memory accesses by Scarab Research [36] with 1.94M accesses to 912K addresses.
 - (9) Memory accesses of an OLTP server of a financial institution taken from [55] denoted OLTP. It has 4.2M accesses with 1.34M distinct addresses.
 - (10) Memory accesses of caching applications denoted as MergeP and S2 [55], with ~ 20 M accesses.
 - (11) The generated Zipf datasets choosing the Zipf parameter as 0.9, 0.95 and 0.99 (as common in switching caching works [44, 48, 51]). Each dataset has 50M items with 1.6M distinct items.
- These datasets are mainly used for the evaluation of our P4 SQUID.

For evaluating SQUID, and SQUID-HH, we used the decimal representation of the IP source address of TCP and UDP packets as the key and the total length field in the IP header as the value. Thus, the evaluation considers the first 5 minutes of CAIDA'16 and CAIDA'18 traces and all the UNIV1 trace. We ran each data point ten times and report the mean and 99% confidence intervals. We run our evaluation on an Intel 9750H CPU running 64-bit Ubuntu 18.04.4, 16GB RAM, 32KB L1 cache, 256KB L2 cache, and 12MB L3 cache. Our code is written in C++ and P4 and is available at [2].

D Throughput for different q values

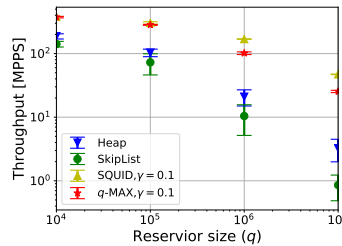


Fig. 7. Throughput of SQUID and q -MAX as function of q on a stream of 150M random numbers.

Figure 7 compares SQUID to q -MAX for varying q values. As can be observed, SQUID is at least as fast as q -MAX for all values of q with $\gamma = 0.1$. Moreover, when q is large, SQUID is up to 41% faster.

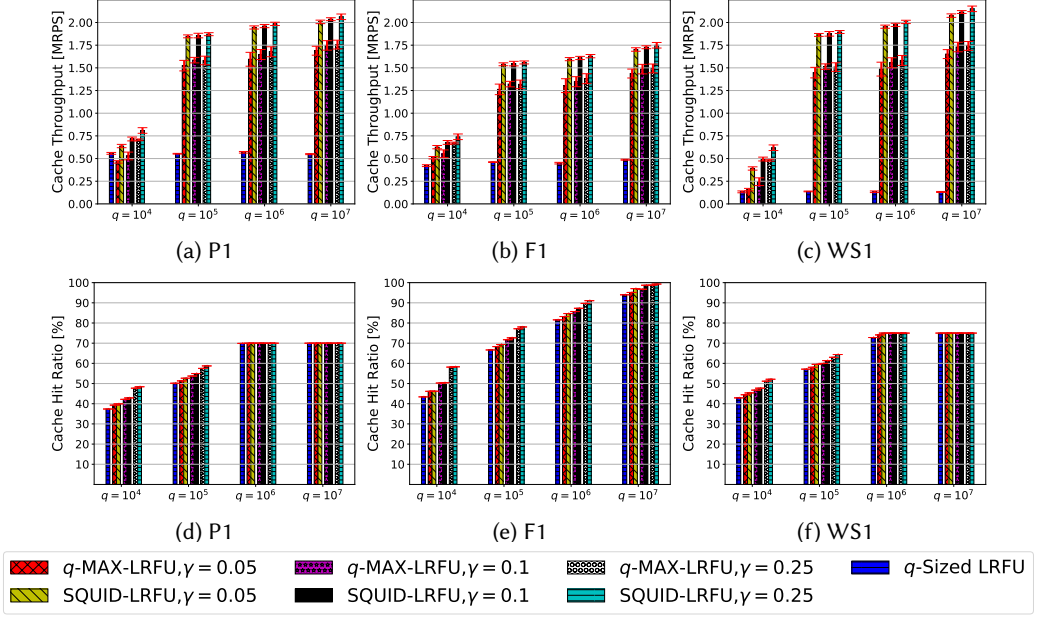


Fig. 8. Throughput (Million Requests Per Second) and Hit ratio of LRFU cache ($c = 0.75$) implemented using q -MAX, SQUID and Heap implementation of LRFU (q -sized LRFU) on the caching datasets.

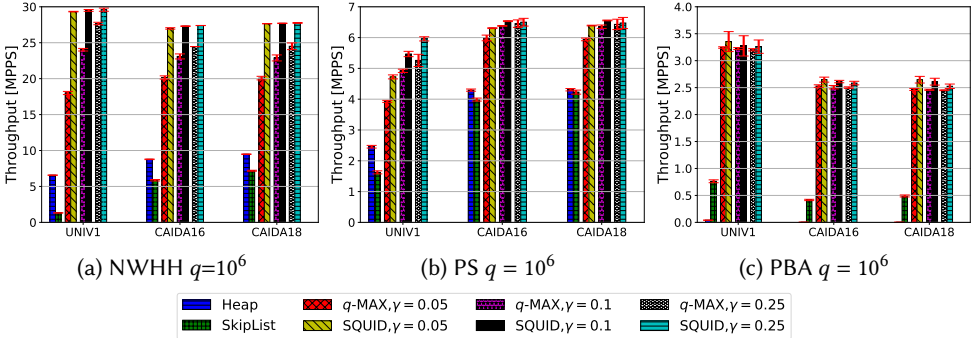


Fig. 9. Throughput of various applications when implemented using q -MAX and SQUID.

E CPU LRFU Evaluation

In this section, we implement an LRFU [47] based on SQUID-HH. Namely, we use the Cuckoo hash table to store the cached items and implicitly delete items whose scores are below the water level. This way, a logically deleted item can still yield a cache hit until it is overwritten by a different entry. LRFU assigns a score that combines recency and frequency to each cached entry and retains the highest-ranked entries at all times. It is known to achieve high hit ratios but requires a logarithmic runtime [55]. The logarithmic runtime is explained by the existing implementations keeping cached items ordered according to the score. Here, SQUID-HH is used to maintain the highest score items, whereas we use the water level technique to remove low-score items lazily. Thus, our algorithm works at a constant complexity.

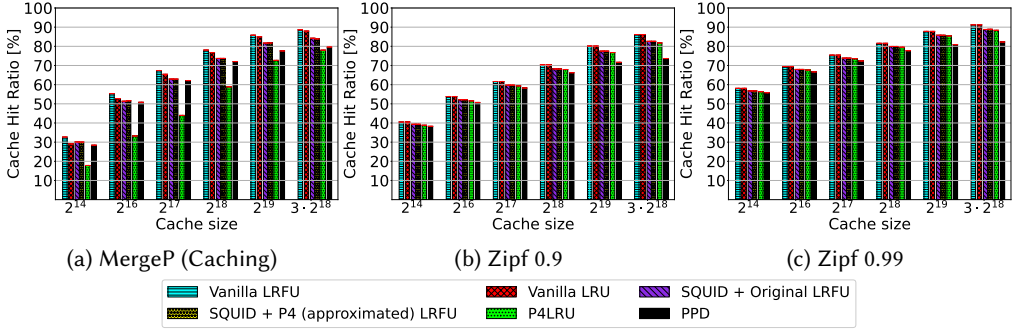


Fig. 10. Hit ratios of our P4-based SQUID on Zipf 0.9, Zipf 0.99 and MergeP datasets.

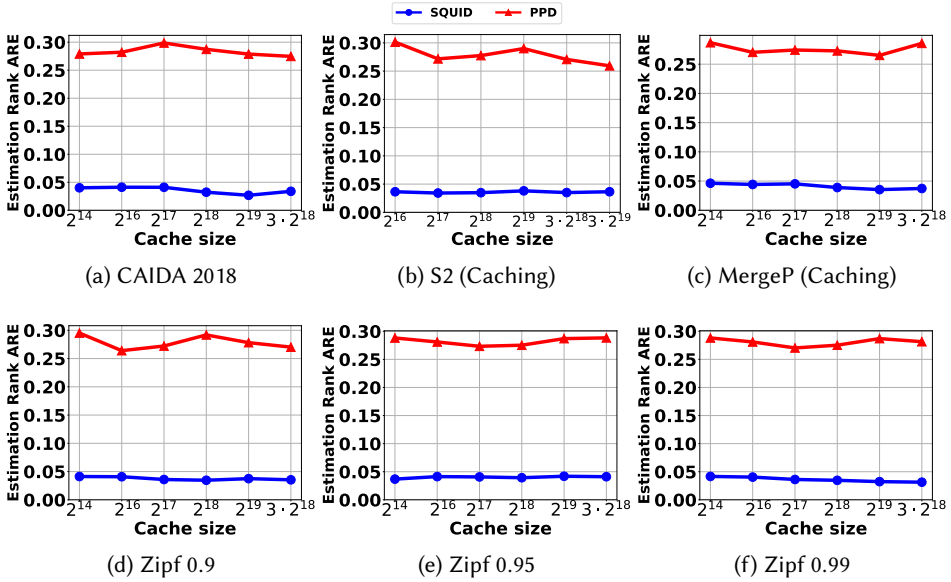


Fig. 11. Relative error of quantile estimation (Section 4.3.2) comparing SQUID with PPD [5].

We used SQUID-HH and q -MAX to implement LRFU, as well as standard heap and Skiplist-based implementations. Figure 8(a)-(c) shows that implementing LRFU with SQUID-HH has the throughput across many cache sizes and traces. Here, the improvement is due to the water level technique of SQUID-HH that reduces the maintenance overheads over existing implementations [14].

To complete the picture, Figure 8(d)-(f) shows that the hit ratio of all LRFU implementations is similar to that of LRFU in all datasets and cache sizes. The differences in hit-ratio vary with γ as our cache contains between q and $(1 + \gamma) \cdot q$ items. The keen observer can also notice that SQUID-HH offers a slight benefit to hit-ratio as it retains slightly more items in the cache due to only removing items upon an insert, whereas q -MAX removes items in batches.

Received December 2023; revised June 2024; accepted July 2024