

$B\rho$ -defined isochronous mass spectrometry: a new approach for high-precision mass measurements of short-lived nuclei

M. Wang,^{1,2,*} M. Zhang,^{1,2} X. Zhou,^{1,2} Y. H. Zhang,^{1,2,†} Yu. A. Litvinov,^{1,3,‡} H. S. Xu,^{1,2} R. J. Chen,^{1,3} H. Y. Deng,^{1,2} C. Y. Fu,¹ W. W. Ge,¹ H. F. Li,^{1,2} T. Liao,^{1,2} S. A. Litvinov,^{3,1} P. Shuai,¹ J. Y. Shi,^{1,2} M. Si,^{1,2} R. S. Sidhu,³ Y. N. Song,^{1,2} M. Z. Sun,¹ S. Suzuki,¹ Q. Wang,^{1,2} Y. M. Xing,¹ X. Xu,¹ T. Yamaguchi,⁴ X. L. Yan,¹ J. C. Yang,^{1,2} Y. J. Yuan,^{1,2} Q. Zeng,⁵ and X. H. Zhou^{1,2}

¹CAS Key Laboratory of High Precision Nuclear Spectroscopy,

Institute of Modern Physics, Chinese Academy of Sciences, Lanzhou 730000, China

²School of Nuclear Science and Technology, University of Chinese Academy of Sciences, Beijing 100049, China

³GSI Helmholtzzentrum für Schwerionenforschung, Planckstraße 1, 64291 Darmstadt, Germany

⁴Department of Physics, Saitama University, Saitama 338-8570, Japan

⁵School of Nuclear Science and Engineering, East China University of Technology, Nanchang 330013, China

(Dated: November 4, 2022)

A novel technique for broadband high-precision mass measurements of short-lived exotic nuclides is reported. It is based on the isochronous mass spectrometry (IMS) and realizes simultaneous determinations of revolution time and velocity of short-lived stored ions at the cooler storage ring CSRe in Lanzhou. The new technique, named as the $B\rho$ -defined IMS or $B\rho$ -IMS, boosts the efficiency, sensitivity, and accuracy of mass measurements, and is applied here to measure masses of neutron-deficient fp -shell nuclides. In a single accelerator setting, masses of ^{46}Cr , ^{50}Fe and ^{54}Ni are determined with relative uncertainties of $(5 - 6) \times 10^{-8}$, thereby improving the input data for testing the unitarity of the Cabibbo-Kobayashi-Maskawa quark mixing matrix. This is the technique of choice for future high-precision measurements of the most rarely produced shortest-lived nuclides.

The mass or equivalently the binding energy of an atomic nucleus is a fundamental property which reflects all the interactions between constituent nucleons. Thanks to more than one century of efforts, masses of about 2550 nuclides [1] have been measured, greatly advancing our knowledge of nuclear structure and astrophysics, as well as of fundamental interactions and symmetries [2–6]. The challenge today is to determine—preferably with high precision—masses of exotic nuclei with very short lifetimes and tiny production rates, which are needed for the investigation of a plethora of basic physics problems [4–6]. For example, studies of super-allowed $0^+ \rightarrow 0^+$ nuclear β decays [7] are decisive for testing the unitarity of the Cabibbo-Kobayashi-Maskawa quark mixing matrix, which requires precision β decay energies deduced as the mass differences of the corresponding nuclides. In the latest survey [7], the majority of decay energies were obtained from Penning trap (PT) measurements, while the heaviest $T_z = (N - Z)/2 = -1$ superallowed $0^+ \rightarrow 0^+$ β -emitters ^{46}Cr , ^{50}Fe and ^{54}Ni could as-yet be only measured by using the simplest form of isochronous mass spectrometry (IMS) in a heavy-ion storage ring [8].

Measurement techniques capable of obtaining the precise mass from a single, inevitably short-lived, particle are required. PT mass spectrometry is widely considered to deliver the most precise nuclear masses. Indeed, PTs produced a wealth of important results [4–6]. However, in its application, a certain restricting threshold exists concerning the half-lives and/or production rates of the investigated nuclides. In recent years, the Multi-Reflection Time-of-Flight spectrometers (MR-TOF) have emerged

as powerful instruments to study nuclei with short half-lives and low production rates [9–11]. Nevertheless, in addition to the measurement time itself, applying these devices requires preparation steps, like cooling and bunching of low-energy radioactive species [6]. At high energies, mass spectrometers coupled directly to in-flight separators need essentially no time for ion preparation. Here, Magnetic-Rigidity Time-of-Flight ($B\rho$ -TOF) mass spectrometry, implemented at radioactive ion beamlines, has produced masses of nuclides furthest away from the stability valley [12, 13], albeit with modest precision. However, the isochronous mass spectrometry (IMS) [14, 15], based on heavy-ion storage rings [16, 17], can achieve a much higher precision and sensitivity [18, 19].

In the conventional IMS, a time-of-flight (TOF) detector is employed to measure revolution times of the stored ions. A direct relation between m/q and T is established by using the nuclides with well-known masses as calibrants, under the assumption that the revolution times of the stored ions are independent of their velocity or $B\rho$ spreads. This independence is realized by the isochronous ion-optical setting of the ring requiring that the Lorentz factor γ of stored ions is equal to the transition energy of the ring γ_t [14]. A major deficiency of the conventional IMS is that the high resolving power can only be achieved in a limited range of m/q values, which is termed the *good isochronicity region* or *isochronicity window* [20]. Due to a fixed $B\rho$ acceptance of the ring, the majority of stored ion species have $\gamma \neq \gamma_t$, and the mass resolutions of nuclides with larger or smaller m/q values deteriorate rapidly.

In this Letter we present a new technique, termed the

$B\rho$ -defined IMS or $B\rho$ -IMS, for broadband high-precision mass measurements. It is characterized by the velocity measurements of stored ions in addition to the revolution times [21, 22]. In a limiting case of just a single event, the mass-to-charge ratio, m/q , can be determined with unprecedented precision of about 5 keV. Therefore, this new technique is optimal for future high-precision mass measurements of the rarest short-lived nuclides. The power of the $B\rho$ -IMS is demonstrated here through the mass measurements of a series of neutron-deficient fp-shell nuclides, and the masses of ^{46}Cr , ^{50}Fe and ^{54}Ni are reported with further improved precision.

The experiment was performed at the accelerator complex at the Institute of Modern Physics (IMP) in Lanzhou, China. The nuclides of interest were produced by fragmenting the 440 MeV/u $^{58}\text{Ni}^{19+}$ primary beam with intensity of 8×10^7 particles/spill on 15 mm thick ^9Be target. They were selected with the in-flight fragment separator RIBLL2 (second Radiative Isotope Beam Line in Lanzhou) [23, 24]. Every 25 seconds, a cocktail beam including the nuclides of interest was injected into and stored in CSRe (experimental Cooler Storage Ring). Figure 1 presents the schematic view of CSRe, which was tuned into the isochronous mode with $\gamma_t = 1.365$ [25]. The RIBLL2-CSRe system was set to a fixed central magnetic rigidity of $B\rho = 5.471$ Tm. The whole $B\rho$ -acceptance is about $\pm 0.2\%$. At the employed relativistic energies, the produced fragments were fully-stripped of bound electrons.



FIG. 1. Schematic view of CSRe with the arrangement of two TOF detectors.

Stored ions with identical $B\rho$ values move on the same mean orbits in the storage ring. For an ion with mass-

to-charge ratio m/q and velocity v , one can write

$$\frac{m}{q} = B\rho \sqrt{\left(\frac{1}{v}\right)^2 - \left(\frac{1}{v_c}\right)^2} = B\rho \sqrt{\left(\frac{T}{C}\right)^2 - \left(\frac{1}{v_c}\right)^2}, \quad (1)$$

where C is the orbit length, T the revolution time, and v_c the speed of light in vacuum. According to Eq. (1), m/q values can be determined if the quantities $(B\rho, v)$ or equivalently $(B\rho, T, C)$ are measured.

Two identical TOF detectors were installed 18 m apart in one of the straight sections of CSRe [26]. Each detector consists of a thin carbon foil ($\phi 40$ mm, $18 \mu\text{g}/\text{cm}^2$ thick) and a set of micro-channel plates (MCP) [27]. When an ion passed through the carbon foil, secondary electrons were released from the foil surface and guided to MCP. Fast timing signals from the two MCPs were recorded by an oscilloscope at a sampling rate of 50 GHz. The duration of each measurement was merely 400 μs .

For each ion circulating in the ring, two time sequences were extracted from the recorded signals [28]. The ions stored for more than 230 μs were used in data analysis. The revolution times and velocities of stored ions were deduced simultaneously following the procedures described in Refs. [28, 29]. The relative precision of velocities is at the level of $(2.2 - 7.2) \times 10^{-5}$ [28].

On average, ~ 15 ions were stored in one injection. Among them were also nuclides with well-known masses [30], which were used for calibration. Unambiguous particle identification in the measured revolution time spectrum was made [29, 31]. For each nuclide (i) with a well-known mass, its $(B\rho)_{\text{exp}}^i$ and C_{exp}^i values were deduced by using the measured T_{exp}^i and v_{exp}^i values. The correlated dataset for i nuclides, $\{(B\rho)_{\text{exp}}^i, C_{\text{exp}}^i\}$, was used to obtain the $B\rho(C)$ function which characterizes the motion of all ions in this particular optical setting of the ring. The magnetic fields of CSRe were not perfectly constant during the experiment, leading to an up-down shifts of the $B\rho(C)$ curve. To correct for the magnetic-field drift effects, the $B\rho$ value of every ion in each individual injection was scaled to the value corresponding to a reference field, with the scaling factor determined from experimental $B\rho$ values in this injection. All ions with well-known masses (mass uncertainties smaller than 5 keV) and with more than 100 recorded events were used to correct for field drift effects and construct the $B\rho(C)$ function. Once the $B\rho(C)$ function is established, which is a universal calibration curve for mass determination, all m/q values of stored ions, including the ions of interest, were obtained straightforwardly via Eq. (1). Readers are referred to Ref. [32] for more technical details.

The newly determined masses are compared with literature values in Fig. 2. The black filled squares represent the nuclides that were used to derive the $B\rho(C)$ function. Although they are the references in the mass determination, their m/q values can be re-determined. For

this purpose, each of them was assumed to be unknown and was calculated from the remaining reference masses. A normalized $\chi_n = 0.74$ for the re-determined reference masses indicates that the quoted errors are conservative and no additional systematic errors are needed.

Masses of a series of neutron-deficient nuclides were determined and are listed in Table I. Since the previous masses obtained by using the conventional IMS at CSRe [18] have already been included into AME2016 [37] and AME2020 [1], the present results are compared directly to older CSRe results and to the available recent PT data for $^{44g,m}V$ [33], $^{52g,m}Co$ [34], ^{56}Cu [35] and ^{51}Fe [36].

The results from this work are in excellent agreement with our earlier results [18], see Table I. The reliability of our previous CSRe results is mainly owing to the restriction of the $B\rho$ acceptance. The absolute mass precision achieved here ranges from 2.6 to 16 keV thus improving most of the previous results. The gain in mass precision is mainly due to the higher mass resolving power in a wide m/q range. For example, the present mass precision of ^{51}Fe is nearly the same as that obtained in the previous work [18] although this nuclide is 6 ns further away from the isochronous window and has 7 times lower statistics in this work.

To demonstrate the power of the $B\rho$ -IMS as comparing to the conventional IMS, we transformed the m/q spectrum into a new revolution time spectrum, T_{fix} , at a fixed magnetic rigidity, $(B\rho)_{fix} = 5.4758$ Tm, and a fixed orbit length, $C_{fix} = 128.86$ m, according to

$$T_{fix} = C_{fix} \sqrt{\frac{1}{(B\rho)_{fix}^2} \left(\frac{m}{q}\right)^2 + \left(\frac{1}{v_c}\right)^2}. \quad (2)$$

For example, scatter plots of T_{exp} and T_{fix} versus C_{exp} for $^{24}Al^{13+}$ ions are shown in Fig. 3. It is obvious that the two states in ^{24}Al , separated by the mass difference of 425.8(1) keV [38], cannot be resolved in the T_{exp} spectrum, while the two peaks can clearly be separated in the T_{fix} spectrum.

The standard deviations of the T peaks derived from the corresponding spectra are shown in Fig. 4. The standard deviations, σ_T , of the T peaks in the original T_{exp} spectrum have a parabolic dependence versus m/q . σ_T approaches minimum at approximately 2 ps only for a limited number of nuclides (isochronicity window). In the spectrum obtained with the new $B\rho$ -IMS technique $\sigma_T = 0.5$ ps is achieved in the isochronicity window, corresponding to the mass resolving power of 3.3×10^5 (FWHM). At the edges of the spectrum, a mass resolving power of 1.3×10^5 (FWHM) can be achieved, improved by a factor of about 8 compared to the conventional method. We emphasize that this was done without reducing the $B\rho$ -acceptance of either the ring or the transfer line. The right scale in Fig. 4 shows the corresponding absolute m/q precision. It is emphasized that the m/q precision

of 5 keV can be obtained for just a single stored ion.

Our new mass results are in excellent agreement with the recent LEBIT PT measurements for $^{44g,m}V$ [33] and ^{56}Cu [35], and have a comparable precision. We note that the LEBIT measurements were performed one species at a time [33, 35], in contrast to just a single setting for all results in this work.

The newly-determined mass value of ^{52g}Co is in good agreement with our earlier value [18, 19], while there is a deviation with respect to the JYFLTRAP PT result [34]. With our mass for ^{52g}Co the proton separation energy, which is of interest for rp-process [36], is modified to $S_p(^{52}Co) = 1452(6)$ keV.

The relative precision of $(5 - 6) \times 10^{-8}$ has been reached for ^{46}Cr , ^{48}Mn , ^{50}Fe and ^{54}Ni nuclides, making them the heaviest $T_z = -1$ nuclei for which the masses are known with such high precision. Especially, ^{46}Cr , ^{50}Fe and ^{54}Ni are the heaviest $T_z = -1$ superallowed $0^+ \rightarrow 0^+$ β -emitters used to calculate the V_{ud} element of the Cabibbo-Kobayashi-Maskawa quark mixing matrix, which should be unitary in the Standard Model [7]. By using our new mass results and the masses of the corresponding β -decay daughter nuclides [30], the β decay energies Q_{EC} have been obtained. In combination with the existing experimental data on the half-lives and branching ratios [7, 39], the corrected Ft values were determined for ^{46}Cr , ^{50}Fe and ^{54}Ni , see Table II. The uncertainties stemming from the Q_{EC} values are now one order of magnitude smaller than those from other contributions, such as half-lives and branching ratios. Although the present uncertainties are still much larger than for other superallowed $0^+ \rightarrow 0^+$ β decays [7], the new data are essential for tests of the theoretical corrections employed in Refs. [7, 40] by comparing the Ft values of the decays presented in Table 2 with those of their mirror superallowed decays. Higher-precision measurements of the half-lives and especially the branching ratios are needed in order to satisfy the requirements for a stringent test of the Standard Model.

In summary, dramatically improved isochronous mass spectrometry, the $B\rho$ -IMS, has been pioneered at the experimental cooler-storage ring CSRe. Owing to simultaneous measurement of the revolution time and velocity of every stored short-lived ion, the sensitivity and precision of the mass measurements were significantly increased. The time sequences from the two TOF detectors are unique for each ion. Only a few tens of signals are sufficient for unambiguous ion identification. This unparalleled property of the $B\rho$ -IMS makes it—in principle—a background free technique. The overall measurement time is shorter than 1 ms, thus indicating that all β -decaying nuclei can be studied without lifetime restrictions. The high mass resolving power was achieved over the whole $B\rho$ -acceptance of the storage ring, meaning that a large range of m/q values can be covered in a single machine setting. An uncertainty band as

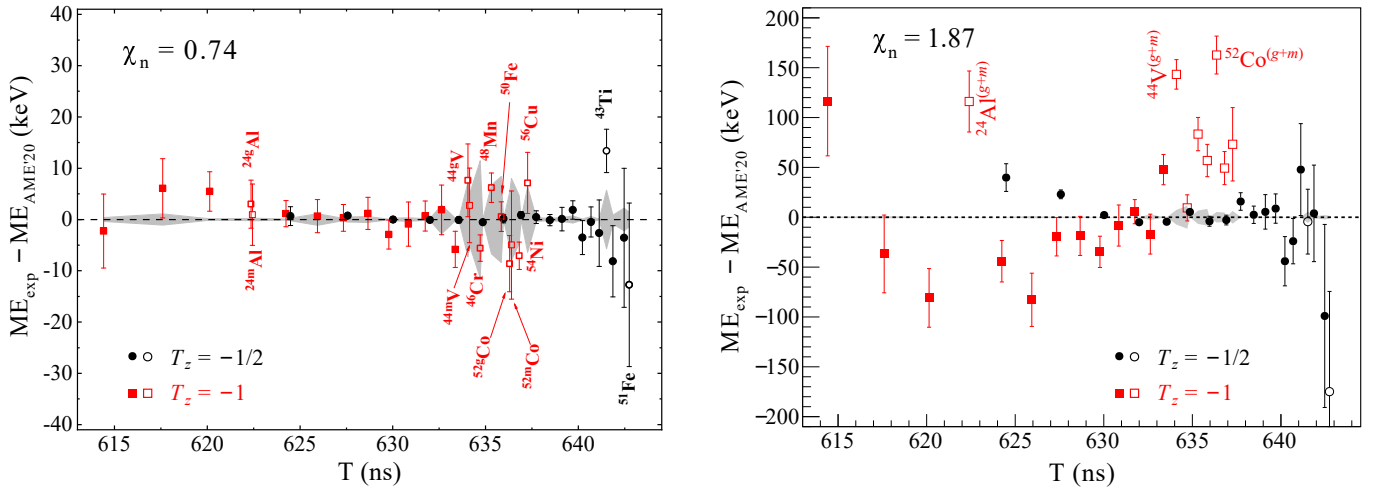


FIG. 2. Left: Comparison of the re-determined masses with literature values, where the black symbols are reference nuclides and the red ones are nuclides of interest. The grey shadow represents the mass uncertainties in the AME2020 [30]. Right: Comparison of the newly determined masses with the literature ones (see legend).

TABLE I. The numbers of identified ions N and mass excess, ME, values obtained in this work, from an earlier CSRe experiment [18]. Recent PT results for $^{44g,m}\text{V}$ [33], $^{52g,m}\text{Co}$ [34], ^{56}Cu [35], ^{51}Fe [36] and AME2016 for ^{43}Ti [37] are included as well.

| Atom | This work | | Earlier CSRe | | ΔME (keV) | ME (keV) Literature | ΔME (keV) |
|-------------------|-----------|----------------|--------------|---------------|-------------------------|------------------------|-------------------------|
| | N | ME (keV) | N | ME (keV) | | | |
| ^{44g}V | | -23800.4(7.1) | 64 | -23827(20) | -26(21) | -23804.9(8.0) [33] | -4.5(11) |
| ^{44m}V | 601 | -23534.3(7.3) | 75 | -23541(19) | -6(20) | -23537(5.5) [33] | -2.7(9.1) |
| ^{46}Cr | 745 | -29477.2(2.6) | 195 | -29471(11) | 6(11) | | |
| ^{48}Mn | 685 | -29290.4(2.9) | 198 | -29299(7) | -9(8) | | |
| ^{50}Fe | 782 | -34475.8(2.9) | 342 | -34477(6) | -1(7) | | |
| ^{52g}Co | | -34352.6(5.5) | 194 | -34361(8) | -8(10) | -34331.6(6.6) [34] | 21(9) |
| ^{52m}Co | 845 | -33973.0(10.6) | 129 | -33974(10) | -2(15) | -33958(11) [34] | 15(15) |
| ^{54}Ni | 1254 | -39285.4(2.7) | 688 | -39278.3(4.0) | 7(5) | | |
| ^{56}Cu | 294 | -38622.6(6.0) | 64 | -38643(15) | -21(16) | -38626.7(7.1) [35] | -3.9(9.3) |
| ^{43}Ti | 757 | -29302.2(4.2) | 920 | -29306(9) | -4(10) | -29321(7) [37] | 19(8) |
| ^{51}Fe | 108 | -40201.9(15.9) | 760 | -40198(14) | 4(21) | -40189.2(1.4) [36] | 13(16) |

TABLE II. The determined superallowed Q_{EC} values, statistical rate function f in comparison with the data from the latest survey [7], and the corrected values Ft .

| Fermi transition | Q_{EC} (keV) | f | f in [7] | Ft (s) |
|---|----------------|-----------|------------|-----------|
| $^{46}\text{Cr} \rightarrow ^{46}\text{V}$ | 7598.7(2.6) | 10647(20) | 10685(74) | 3130(100) |
| $^{50}\text{Fe} \rightarrow ^{50}\text{Mn}$ | 8151.0(2.9) | 15067(39) | 15060(60) | 3120(71) |
| $^{54}\text{Ni} \rightarrow ^{54}\text{Co}$ | 8724.7(2.7) | 21042(35) | 21137(57) | 3063(50) |

small as ≈ 5 keV was obtained. This is a remarkable achievement, indicating that storage of a single short-lived ($T_{1/2} \gtrsim 100 \mu\text{s}$) ion is now sufficient for its mass determination with $\approx 5 \cdot q$ keV precision. The $B\rho$ -IMS is thus the ideally suited technique for high-precision mass measurements of the most exotic nuclides, which have the shortest half-lives and tiniest production yields.

The first experimental results obtained by using the $B\rho$ -IMS are reported here. Masses of ^{46}Cr , ^{50}Fe and ^{54}Ni were measured with relative mass precision of $(5 - 6) \times 10^{-8}$. The achieved mass precision is comparable to that reported for short-lived nuclei by Penning trap spectrometers. The present measurements are for the heaviest $T_z = -1$ nuclei for which the masses are known with such a high precision. New data were used to improve Ft values that may be utilized for testing the Standard Model.

The merits of the $B\rho$ -IMS, namely high resolving power, ultimate sensitivity, short measurement time, broadband and background-free, make it the technique of choice for future storage ring mass spectrometry. The $B\rho$ -IMS will be implemented at the Spectrometer Ring (SRing) [41] of the high-intensity Heavy-Ion Accelerator Facility (HIAF) [42, 43], which is under construc-

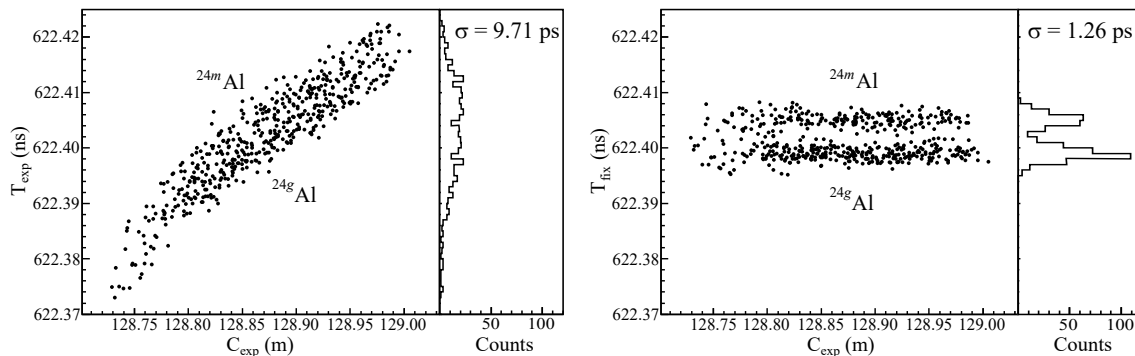


FIG. 3. Scatter plots of T_{exp} and T_{fix} versus C_{exp} for $^{24}\text{Al}^{13+}$ ions (see text for details).

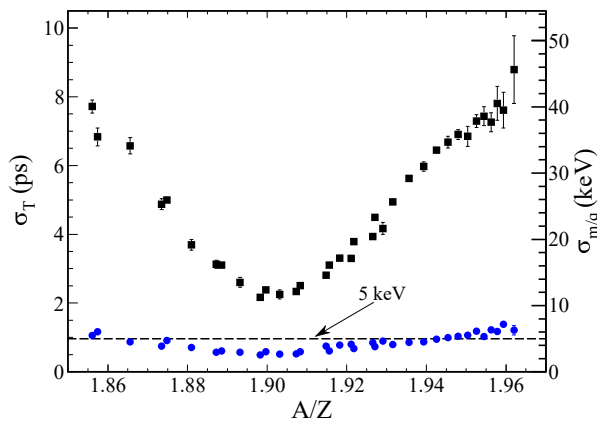


FIG. 4. Standard deviations of the TOF peaks (left scale) derived from the original revolution time spectrum (black filled squares), and from the newly-constructed spectrum (blue circles). The corresponding absolute accuracies of mass-to-charge ratios are given on the right scale.

tion in China. It will also be used within the IL-IMA project [44, 45] at the future FAIR facility in Germany [46, 47], where two TOF detectors will be installed in a straight section of the Collector Ring CR [48, 49].

The authors thank the staff of the accelerator division of IMP for providing stable beam. Comments and suggestions of Phil M. Walker are greatly appreciated. This work is supported in part by the National Key R&D Program of China (Grant No. 2018YFA0404401), the Strategic Priority Research Program of Chinese Academy of Sciences (Grant No. XDB34000000), and the NSFC (Grants No 12135017, No. 12121005, No. 11961141004, No. 11905259, No. 11905261, No. 11975280). Y.M.X. and C.Y.F. acknowledge the support from CAS “Light of West China” Program. Y.A.L. and R.S.S. are supported by the European Research Council (ERC) under the EU Horizon 2020 research and innovation programme (ERC-CG 682841 “ASTRUM”). T.Y. and S.S. were supported in part by JSPS and NSFC under the “Japan-China Scientific Cooperation Program”.

* wangm@impcas.ac.cn
 † yhzhang@impcas.ac.cn
 ‡ y.litvinov@gsi.de

- [1] W. J. Huang, M. Wang, F. G. Kondev, G. Audi, and S. Naimi, The AME 2020 atomic mass evaluation (i). evaluation of input data, and adjustment procedures, *Chinese Physics C* **45**, 030002 (2021).
- [2] D. Lunney, J. M. Pearson, and C. Thibault, Recent trends in the determination of nuclear masses, *Rev. Mod. Phys.* **75**, 1021 (2003).
- [3] K. Blaum, High-accuracy mass spectrometry with stored ions, *Physics Reports* **425**, 1 (2006).
- [4] T. Eronen, A. Kankainen, and J. Äystö, Ion traps in nuclear physics—recent results and achievements, *Progress in Particle and Nuclear Physics* **91**, 259 (2016).
- [5] J. Dilling, K. Blaum, M. Brodeur, and S. Eliseev, Penning-trap mass measurements in atomic and nuclear physics, *Annual Review of Nuclear and Particle Science* **68**, 45 (2018).
- [6] T. Yamaguchi, H. Koura, Y. Litvinov, and M. Wang, Masses of exotic nuclei, *Progress in Particle and Nuclear Physics* **120**, 103882 (2021).
- [7] J. C. Hardy and I. S. Towner, Superaligned $0^+ \rightarrow 0^+$ nuclear β decays: 2020 critical survey, with implications for V_{ud} and ckm unitarity, *Phys. Rev. C* **102**, 045501 (2020).
- [8] P. Zhang, X. Xu, P. Shuai, R. J. Chen, X. L. Yan, Y. H. Zhang, M. Wang, Y. A. Litvinov, K. Blaum, H. S. Xu, T. Bao, X. C. Chen, H. Chen, C. Y. Fu, J. J. He, S. Kubono, Y. H. Lam, D. W. Liu, R. S. Mao, X. W. Ma, M. Z. Sun, X. L. Tu, Y. M. Xing, J. C. Yang, Y. J. Yuan, Q. Zeng, X. Zhou, X. H. Zhou, W. L. Zhan, S. Litvinov, G. Audi, T. Uesaka, Y. Yamaguchi, T. Yamaguchi, A. Ozawa, B. H. Sun, Y. Sun, and F. R. Xu, High-precision Q_{EC} values of superallowed $0^+ \rightarrow 0^+$ β -emitters ^{46}Cr , ^{50}Fe and ^{54}Ni , *Physics Letters B* **767**, 20 (2017).
- [9] F. Wienholtz, D. Beck, K. Blaum, C. Borgmann, M. Breitenfeldt, R. B. Cakirli, S. George, F. Herfurth, J. D. Holt, M. Kowalska, S. Kreim, D. Lunney, V. Manea, J. Menendez, D. Neidherr, M. Rosenbusch, L. Schweikhard, A. Schwenk, J. Simonis, J. Stanja, R. N. Wolf, and K. Zuber, Masses of exotic calcium isotopes pin down nuclear forces, *Nature* **498**, 346 (2013).

- [10] M. Mougeot, D. Atanasov, J. Kartheim, R. N. Wolf, P. Ascher, K. Blaum, K. Chrysalidis, G. Hagen, J. D. Holt, W. J. Huang, G. R. Jansen, I. Kulikov, Y. A. Litvinov, D. Lunney, V. Manea, T. Miyagi, T. Papenbrock, L. Schweikhard, A. Schwenk, T. Steinsberger, S. R. Stroberg, Z. H. Sun, A. Welker, F. Wienholtz, S. G. Wilkins, and K. Zuber, Mass measurements of $^{99-101}\text{In}$ challenge ab initio nuclear theory of the nuclide ^{100}Sn , *Nature Physics* **17**, 1099 (2021).
- [11] S. Beck, B. Kootte, I. Dedes, T. Dickel, A. A. Kwiatkowski, E. M. Lykiardopoulou, W. R. Plaß, M. P. Reiter, C. Andreoiu, J. Bergmann, T. Brunner, D. Curien, J. Dilling, J. Dudek, E. Dunling, J. Flowerdew, A. Gaamouci, L. Graham, G. Gwinner, A. Jacobs, R. Klawitter, Y. Lan, E. Leistenschneider, N. Minkov, V. Monier, I. Mukul, S. F. Paul, C. Scheidenberger, R. I. Thompson, J. L. Tracy, M. Vansteenkiste, H.-L. Wang, M. E. Wieser, C. Will, and J. Yang, Mass measurements of neutron-deficient Yb isotopes and nuclear structure at the extreme proton-rich side of the $N = 82$ shell, *Phys. Rev. Lett.* **127**, 112501 (2021).
- [12] Z. Meisel, S. George, S. Ahn, D. Bazin, B. A. Brown, J. Browne, J. F. Carpino, H. Chung, R. H. Cyburt, A. Estradé, M. Famiano, A. Gade, C. Langer, M. Matoš, W. Mittig, F. Montes, D. J. Morrissey, J. Pereira, H. Schatz, J. Schatz, M. Scott, D. Shapira, K. Smith, J. Stevens, W. Tan, O. Tarasov, S. Towers, K. Wimmer, J. R. Winkelbauer, J. Yurkon, and R. G. T. Zegers, Nuclear mass measurements map the structure of atomic nuclei and accreting neutron stars, *Phys. Rev. C* **101**, 052801(R) (2020).
- [13] S. Michimasa, M. Kobayashi, Y. Kiyokawa, S. Ota, R. Yokoyama, D. Nishimura, D. S. Ahn, H. Baba, G. P. A. Berg, M. Dozono, N. Fukuda, T. Furuno, E. Ideguchi, N. Inabe, T. Kawabata, S. Kawase, K. Kisamori, K. Kobayashi, T. Kubo, Y. Kubota, C. S. Lee, M. Matsushita, H. Miya, A. Mizukami, H. Nagakura, H. Oikawa, H. Sakai, Y. Shimizu, A. Stolz, H. Suzuki, M. Takaki, H. Takeda, S. Takeuchi, H. Tokieda, T. Uesaka, K. Yako, Y. Yamaguchi, Y. Yanagisawa, K. Yoshida, and S. Shimoura, Mapping of a new deformation region around ^{62}Ti , *Phys. Rev. Lett.* **125**, 122501 (2020).
- [14] M. Hausmann, F. Attallah, K. Beckert, F. Bosch, A. Dolinskiy, H. Eickhoff, M. Falch, B. Franczak, B. Franzke, H. Geissel, T. Kerscher, O. Klepper, H.-J. Kluge, C. Kozhuharov, K. Löbner, G. Münzenberg, F. Nolden, Y. Novikov, T. Radon, H. Schatz, C. Scheidenberger, J. Stadlmann, M. Steck, T. Winkler, and H. Wollnik, First isochronous mass spectrometry at the experimental storage ring ESR, *Nuclear Instruments and Methods in Physics Research Section A: Accelerators, Spectrometers, Detectors and Associated Equipment* **834**, 696 (2016).
- [15] J. Stadlmann, M. Hausmann, F. Attallah, K. Beckert, P. Beller, F. Bosch, H. Eickhoff, M. Falch, B. Franczak, B. Franzke, H. Geissel, T. Kerscher, O. Klepper, H.-J. Kluge, C. Kozhuharov, Y. Litvinov, K. Löbner, M. Matoš, G. Münzenberg, N. Nankov, F. Nolden, Y. Novikov, T. Ohtsubo, T. Radon, H. Schatz, C. Scheidenberger, M. Steck, H. Weick, and H. Wollnik, Direct mass measurement of bare short-lived ^{44}V , ^{48}Mn , ^{41}Ti and ^{45}Cr ions with isochronous mass spectrometry, *Physics Letters B* **586**, 27 (2004).
- [16] Y. H. Zhang, Y. A. Litvinov, T. Uesaka, and H. S. Xu, Storage ring mass spectrometry for nuclear structure and astrophysics research, *Physica Scripta* **91**, 073002 (2016).
- [17] M. Steck and Y. A. Litvinov, Heavy-ion storage rings and their use in precision experiments with highly charged ions, *Progress in Particle and Nuclear Physics* **115**, 103811 (2020).
- [18] Y. H. Zhang, P. Zhang, X. H. Zhou, M. Wang, Y. A. Litvinov, H. S. Xu, X. Xu, P. Shuai, Y. H. Lam, R. J. Chen, X. L. Yan, T. Bao, X. C. Chen, H. Chen, C. Y. Fu, J. J. He, S. Kubono, D. W. Liu, R. S. Mao, X. W. Ma, M. Z. Sun, X. L. Tu, Y. M. Xing, Q. Zeng, X. Zhou, W. L. Zhan, S. Litvinov, K. Blaum, G. Audi, T. Uesaka, Y. Yamaguchi, T. Yamaguchi, A. Ozawa, B. H. Sun, Y. Sun, and F. R. Xu, Isochronous mass measurements of $T_z = -1$ fp -shell nuclei from projectile fragmentation of ^{58}Ni , *Phys. Rev. C* **98**, 014319 (2018).
- [19] X. Xu, P. Zhang, P. Shuai, R. J. Chen, X. L. Yan, Y. H. Zhang, M. Wang, Y. A. Litvinov, H. S. Xu, T. Bao, X. C. Chen, H. Chen, C. Y. Fu, S. Kubono, Y. H. Lam, D. W. Liu, R. S. Mao, X. W. Ma, M. Z. Sun, X. L. Tu, Y. M. Xing, J. C. Yang, Y. J. Yuan, Q. Zeng, X. Zhou, X. H. Zhou, W. L. Zhan, S. Litvinov, K. Blaum, G. Audi, T. Uesaka, Y. Yamaguchi, T. Yamaguchi, A. Ozawa, B. H. Sun, Y. Sun, A. C. Dai, and F. R. Xu, Identification of the lowest $T = 2$, $J^\pi = 0^+$ isobaric analog state in ^{52}Co and its impact on the understanding of β -decay properties of ^{52}Ni , *Phys. Rev. Lett.* **117**, 182503 (2016).
- [20] B. Franzke, H. Geissel, and G. Münzenberg, Mass and lifetime measurements of exotic nuclei in storage rings, *Mass Spectrometry Reviews* **27**, 428 (2008).
- [21] H. Geissel and Y. A. Litvinov, Precision experiments with relativistic exotic nuclei at GSI, *Journal of Physics G: Nuclear and Particle Physics* **31**, S1779 (2005).
- [22] H. Geissel, R. Knöbel, Y. A. Litvinov, B. Sun, K. Beckert, P. Beller, F. Bosch, D. Boutin, C. Brandau, L. Chen, B. Fabian, M. Hausmann, C. Kozhuharov, J. Kurcewicz, S. A. Litvinov, M. Mazzocco, F. Montes, G. Münzenberg, A. Musumarra, C. Nociforo, F. Nolden, W. R. Plaß, C. Scheidenberger, M. Steck, H. Weick, and M. Winkler, A new experimental approach for isochronous mass measurements of short-lived exotic nuclei with the FRS-ESR facility, *Hyperfine Interactions* **173**, 49 (2006).
- [23] J. W. Xia, W. L. Zhan, B. W. Wei, Y. J. Yuan, M. T. Song, W. Z. Zhang, X. D. Yang, P. Yuan, D. Q. Gao, H. W. Zhao, X. T. Yang, G. Q. Xiao, K. T. Man, J. R. Dang, X. H. Cai, Y. F. Wang, J. Y. Tang, W. M. Qiao, Y. N. Rao, Y. He, L. Z. Mao, and Z. Z. Zhou, The heavy ion cooler-storage-ring project HIRFL-CSR at Lanzhou, *Nuclear Instruments and Methods in Physics Research Section A: Accelerators, Spectrometers, Detectors and Associated Equipment* **534**, 60 (2005).
- [24] W. Zhan, H. Xu, G. Xiao, J. Xia, H. Zhao, and Y. Yuan, Progress in HIRFL-CSR, national Conference on Nucleus-Nucleus Collisions (NN2009).
- [25] M. Zhang, Y. H. Zhang, M. Wang, X. Zhou, Y. J. Yuan, X. L. Yan, Y. M. Xing, C. Y. Fu, R. J. Chen, X. Xu, P. Shuai, Q. Zeng, M. Z. Sun, H. F. Li, M. Si, Q. Wang, T. Bao, H. Y. Deng, M. Z. Liu, T. Liao, J. Y. Shi, Y. N. Song, H. Y. Jiao, X. H. Zhou, H. S. Xu, J. C. Yang, W. W. Ge, Y. A. Litvinov, S. A. Litvinov, T. Yamaguchi, and S. Suzuki, Precision measurement of the transition energy γ_t versus magnetic rigidity for storage-ring isochronous mass spectrometry, *Nuclear Instruments and Methods in Physics Research Section A: Accelerators, Spectrometers, Detectors and Associated Equipment* **634**, 100 (2010).

- [26] Y. M. Xing, M. Wang, Y. H. Zhang, P. Shuai, X. Xu, R. J. Chen, X. L. Yan, X. L. Tu, W. Zhang, C. Y. Fu, H. S. Xu, Y. A. Litvinov, K. Blaum, X. C. Chen, Z. Ge, B. S. Gao, W. J. Huang, S. A. Litvinov, D. W. Liu, X. W. Ma, R. S. Mao, G. Q. Xiao, J. C. Yang, Y. J. Yuan, Q. Zeng, and X. H. Zhou, First isochronous mass measurements with two time-of-flight detectors at CSRe, *Physica Scripta* **T166**, 014010 (2015).
- [27] W. Zhang, X. L. Tu, M. Wang, Y. H. Zhang, H. S. Xu, Y. A. Litvinov, K. Blaum, R. J. Chen, X. C. Chen, C. Y. Fu, Z. Ge, B. S. Gao, Z. G. Hu, W. J. Huang, S. A. Litvinov, D. W. Liu, X. W. Ma, R. S. Mao, B. Mei, P. Shuai, B. H. Sun, J. W. Xia, G. Q. Xiao, Y. M. Xing, X. Xu, T. Yamaguchi, X. L. Yan, J. C. Yang, Y. J. Yuan, Q. Zeng, X. Y. Zhang, H. W. Zhao, T. C. Zhao, and X. H. Zhou, Time-of-flight detectors with improved timing performance for isochronous mass measurements at the CSRe, *Nuclear Instruments and Methods in Physics Research Section A: Accelerators, Spectrometers and Associated Equipment* **910**, 162003 (2017).
- [28] X. Zhou, M. Zhang, M. Wang, Y. H. Zhang, Y. J. Yuan, X. L. Yan, X. H. Zhou, H. S. Xu, X. C. Chen, Y. M. Xing, R. J. Chen, X. Xu, P. Shuai, C. Y. Fu, Q. Zeng, M. Z. Sun, H. F. Li, Q. Wang, T. Bao, M. Si, H. Y. Deng, M. Z. Liu, T. Liao, J. Y. Shi, Y. N. Song, J. C. Yang, W. W. Ge, Y. A. Litvinov, S. A. Litvinov, R. S. Sidhu, T. Yamaguchi, S. Omika, K. Wakayama, S. Suzuki, and T. Moriguchi, In-ring velocity measurement for isochronous mass spectrometry, *Phys. Rev. Accel. Beams* **24**, 042802 (2021).
- [29] Y. M. Xing, Y. H. Zhang, M. Wang, Y. A. Litvinov, R. J. Chen, X. C. Chen, C. Y. Fu, H. F. Li, P. Shuai, M. Si, M. Z. Sun, X. L. Tu, Q. Wang, H. S. Xu, X. Xu, X. L. Yan, J. C. Yang, Y. J. Yuan, Q. Zeng, P. Zhang, M. Zhang, X. Zhou, and X. H. Zhou, Particle identification and revolution time corrections for the isochronous mass spectrometry in storage rings, *Nuclear Instruments and Methods in Physics Research Section A: Accelerators, Spectrometers and Associated Equipment* **910**, 162003 (2017).
- [30] M. Wang, W. Huang, F. Kondev, G. Audi, and S. Naimi, The AME 2020 atomic mass evaluation (II). tables, graphs and references, *Chinese Physics C* **45**, 030003 (2021).
- [31] R. J. Chen, M. Wang, X. L. Yan, Q. Yang, Y. H. Lam, L. Yang, and Y. H. Zhang, A parallelization scheme of the periodic signals tracking algorithm for isochronous mass spectrometry on GPUs, *Computer Physics Communications* **221**, 216 (2017).
- [32] M. Zhang *et al*, arXiv:2209.05701.
- [33] D. Puentes, G. Bollen, M. Brodeur, M. Eibach, K. Gulyuz, A. Hamaker, C. Izzo, S. M. Lenzi, M. MacCormick, M. Redshaw, R. Ringle, R. Sandler, S. Schwarz, P. Schury, N. A. Smirnova, J. Surbrook, A. A. Valverde, A. C. C. Villari, and I. T. Yandow, High-precision mass measurements of the isomeric and ground states of ^{44}V : Improving constraints on the isobaric multiplet mass equation parameters of the $A = 44$, 0^+ quintet, *Phys. Rev. C* **101**, 064309 (2020).
- [34] D. A. Nesterenko, A. Kankainen, L. Canete, M. Block, D. Cox, T. Eronen, C. Fahlander, U. Forsberg, J. Gerl, P. Golubev, J. Hakala, A. Jokinen, V. S. Kolhinen, J. Koponen, N. Lalović, C. Lorenz, I. D. Moore, P. Papadakis, J. Reinikainen, S. Rintantila, D. Rudolph, L. G. Sarmiento, A. Voss, and J. Äystö, High-precision mass measurements for the isobaric multiplet mass equation at $A = 52$, *Journal of Physics G: Nuclear and Particle Physics* **44**, 065103 (2017).
- [35] A. A. Valverde, M. Brodeur, G. Bollen, M. Eibach, K. Gulyuz, A. Hamaker, C. Izzo, W.-J. Ong, D. Puentes, M. Redshaw, R. Ringle, R. Sandler, S. Schwarz, C. S. Sumithrarachchi, J. Surbrook, A. C. C. Villari, and I. T. Yandow, High-precision mass measurement of ^{56}Cu and the redirection of the rp -process flow, *Phys. Rev. Lett.* **120**, 032701 (2018).
- [36] W.-J. Ong, A. A. Valverde, M. Brodeur, G. Bollen, M. Eibach, K. Gulyuz, A. Hamaker, C. Izzo, D. Puentes, M. Redshaw, R. Ringle, R. Sandler, S. Schwarz, C. S. Sumithrarachchi, J. Surbrook, A. C. C. Villari, and I. T. Yandow, Mass measurement of ^{51}Fe for the determination of the $^{51}\text{Fe}(p, \gamma)^{52}\text{Co}$ reaction rate, *Phys. Rev. C* **98**, 065803 (2018).
- [37] M. Wang, G. Audi, W. J. Huang, F. G. Kondev, S. Naimi, and X. Xu, The AME2016 atomic mass evaluation (ii). tables, graphs and references, *Chinese Physics C* **41**, 030003 (2017).
- [38] F. G. Kondev, M. Wang, W. J. Huang, S. Naimi, and G. Audi, The NUBASE2020 evaluation of nuclear physics properties, *Chinese Physics C* **45**, 030001 (2021).
- [39] F. Molina, B. Rubio, Y. Fujita, W. Gelletly, J. Agramunt, A. Algora, J. Benlliure, P. Boutachkov, L. Cáceres, R. B. Cakirli, E. Casarejos, C. Domingo-Pardo, P. Doornenbal, A. Gadea, E. Ganioglu, M. Gascón, H. Geissel, J. Gerl, M. Górská, J. Grębosz, R. Hoischen, R. Kumar, N. Kurz, I. Kojouharov, L. A. Susam, H. Matsubara, A. I. Morales, Y. Oktem, D. Pauwels, D. Pérez-Loureiro, S. Pietri, Z. Podolyák, W. Prokopowicz, D. Rudolph, H. Schaffner, S. J. Steer, J. L. Tain, A. Tamii, S. Tashenov, J. J. Valiente-Dobón, S. Verma, and H.-J. Wollersheim, $T_z = -1 \rightarrow 0 \beta$ decays of ^{54}Ni , ^{50}Fe , ^{46}Cr , and ^{42}Ti and comparison with mirror ($^3\text{He}, t$) measurements, *Phys. Rev. C* **91**, 014301 (2015).
- [40] I. S. Towner and J. C. Hardy, Theoretical corrections and new β decay data for the superallowed $0^+ \rightarrow 0^+$ transitions in the β decays of ^{42}Ti , ^{46}Cr , ^{50}Fe , and ^{54}Ni , *Phys. Rev. C* **92**, 055505 (2015).
- [41] B. Wu, J. C. Yang, J. W. Xia, X. L. Yan, X. J. Hu, L. J. Mao, L. N. Sheng, J. X. Wu, D. Y. Yin, W. P. Chai, G. D. Shen, W. W. Ge, G. Wang, H. Zhao, S. Ruan, X. W. Ma, M. Wang, S. Litvinov, W. Q. Wen, X. C. Chen, R. J. Chen, M. T. Tang, W. Wu, C. Luo, T. C. Zhao, C. F. Shi, X. Fu, J. Liu, and L. Liang, The design of the spectrometer ring at the HIAF, *Nuclear Instruments and Methods in Physics Research Section A: Accelerators, Spectrometers and Associated Equipment* **910**, 162003 (2017).
- [42] J. C. Yang, J. W. Xia, G. Q. Xiao, H. S. Xu, H. W. Zhao, X. H. Zhou, X. W. Ma, Y. He, L. Z. Ma, D. Q. Gao, J. Meng, Z. Xu, R. S. Mao, W. Zhang, Y. Y. Wang, L. T. Sun, Y. J. Yuan, P. Yuan, W. L. Zhan, J. Shi, W. P. Chai, D. Y. Yin, P. Li, J. Li, L. J. Mao, J. Q. Zhang, and L. N. Sheng, High intensity heavy ion accelerator facility (HIAF) in china, *Nuclear Instruments and Methods in Physics Research Section B: Beam Interactions with Matter and Atoms* **306**, 107 (2013).
- [43] J. Liu, J. C. Yang, J. W. Xia, D. Y. Yin, G. D. Shen, P. Li, B. Wu, S. Ruan, H. Zhao, G. Wang, Z. Q. Dong, K. D. Wang, and L. P. Yao, Transverse impedances and collective instabilities in a heavy ion accelerator, *Phys. Rev. Accel. Beams* **21**, 064403 (2018).
- [44] Y. A. Litvinov and F. Bosch,

- Beta decay of highly charged ions, *Reports on Progress in Physics* **74**, 016301 (2010).
- [45] P. Walker, Y. A. Litvinov, and H. Geissel, The ILIMA project at FAIR, *International Journal of Mass Spectrometry* **349-350**, 247 (2013) 100 years of Mass Spectrometry.
- [46] F. Bosch, Y. A. Litvinov, and T. Stöhlker, Nuclear physics with unstable ions at storage rings, *Progress in Particle and Nuclear Physics* **73**, 84 (2013).
- [47] M. Durante, P. Indelicato, B. Jonson, V. Koch, K. Langanke, U.-G. Meißner, E. Nappi, T. Nilsson, T. Stöhlker, E. Widmann, and M. Wiescher, All the fun of the FAIR: fundamental physics at the facility for antiproton and ion research, *Physica Scripta* **94**, 033001 (2019).
- [48] A. Dolinskii, H. Geissel, S. Litvinov, F. Nolden, M. Steck, and H. Weick, The CR storage ring in an isochronous mode operation with nonlinear optics characteristics, *Nuclear Instruments and Methods in Physics Research Section B: Beam Interactions with Matter and Atoms*, proceedings of the XVth International Conference on Electromagnetic Isotope Separators and Techniques Related to their Applications.
- [49] A. Dolinskii, S. Litvinov, M. Steck, and H. Weick, Study of the mass resolving power in the CR storage ring operated as a tof spectrometer, *Nuclear Instruments and Methods in Physics Research Section A: Accelerators, Spectrometers, Detectors and Associated Equipment*.