

Data-free Defense of Black Box Models Against Adversarial Attacks

Gaurav Kumar Nayak, *Graduate Student Member, IEEE*, Inder Khatri, Shubham Randive, Ruchit Rawal, and Anirban Chakraborty, *Member, IEEE*

Abstract—Several companies often safeguard their trained deep models (i.e. details of architecture, learnt weights, training details etc.) from third-party users by exposing them only as black boxes through APIs. Moreover, they may not even provide access to the training data due to proprietary reasons or sensitivity concerns. We make the first attempt to provide adversarial robustness to the black box models in a data-free set up. We construct synthetic data via generative model and train surrogate network using model stealing techniques. To minimize adversarial contamination on perturbed samples, we propose ‘wavelet noise remover’ (WNR) that performs discrete wavelet decomposition on input images and carefully select only a few important coefficients determined by our ‘wavelet coefficient selection module’ (WCSM). To recover the high-frequency content of the image after noise removal via WNR, we further train a ‘regenerator’ network with an objective to retrieve the coefficients such that the reconstructed image yields similar to original predictions on the surrogate model. At test time, WNR combined with trained regenerator network is prepended to the black box network, resulting in a high boost in adversarial accuracy. Our method improves the adversarial accuracy on CIFAR-10 by 38.98% and 32.01% on state-of-the-art Auto Attack compared to baseline, even when the attacker uses surrogate architecture (Alexnet-half and Alexnet) similar to the black box architecture (Alexnet) with same model stealing strategy as defender. The code is available at <https://github.com/vcl-iisc/data-free-black-box-defense>

Index Terms—Black-box Defense, Adversarial Attacks, Model Stealing, Surrogate Data, Wavelet Decomposition

I. INTRODUCTION

Deep neural networks have become a powerful tool which is applied in different fields such as computer vision [1, 2], machine translation [3, 4], speech recognition [5, 6] etc. Despite the huge success of these deep models, they are unreliable, as incorrect predictions are obtained when the input image is perturbed using adversarial attacks [7, 8, 9]. Depending on the amount of information available to the malicious users (adversary), such attacks can be broadly divided into - white box [10, 11, 12, 13] (complete knowledge of the target model) and black box [14, 15, 16, 17] attacks (no access to the weights of the target model and no knowledge of its architecture).

Black box attacks are more practical and realistic compared to white-box attacks. Companies often make huge investments in curating large training datasets. Also, their annotation and their training on sophisticated deep models requires human efforts and computational resources. Thus, the trained deep

models serve as an asset and are a valuable ‘intellectual property’. To protect them and maintain a competitive edge, the organizations usually do not share the information about the exact architecture of the model and the associated details of hyperparameters. These models are integrated with their products and are then sold to the consumers as ‘Machine learning as a service (MLaaS)’ [18] for monetary gains. They are deployed as black boxes that only allow the end-users to query them and obtain corresponding predictions from them (i.e. ‘image-in and predictions-out’). However, they are still susceptible to black box attacks where the attacker can steal the functionality of target models by training the surrogate models using the pairs of (image, predictions) [14]. The adversarial samples crafted using surrogate models can also attack the target model by the property of transferability. Thus, protection from such attacks requires immediate attention.

To make it harder for the adversary in crafting black box attacks, companies prefer not to release the training dataset and keep them proprietary. However, recent works have shown that model stealing can compromise the confidentiality of black-box models even without the training data. Existing works perform generative modeling either with proxy data [19, 20, 21] or without proxy data [22, 23, 24] and train the surrogate model with the synthesized data for model stealing. However, their focus is more on obtaining highly accurate surrogate models. In contrast to existing works, we inquire about an important question regarding the safety of the black box models - “*how to defend against black box attacks in data-free (absence of training data) set up*”. This problem is still unexplored to the best of our knowledge.

In order to tackle this problem, our proposed method ‘**DBMA**’ (i.e. **defending black box models against adversarial attacks in data-free setup**) leverages on the wavelet transforms [25]. We observe difference between wavelet transform on adversarial sample and original sample (shown in Fig. 1 (B)), we notice that detail coefficients in high-frequency regions (LH, HL and HH regions) are majorly corrupted by adversarial attacks and the approximate coefficients (LL region) is least affected for level 1 decomposition. Similar observation holds even for decomposition on other levels. To improve the adversarial accuracy, a naive way would be to completely remove the detail coefficients which can minimize the contamination in adversarial samples but it can lead to a huge drop in clean accuracy as the model predictions are highly correlated with high frequencies [26]. To avoid that, we assign importance to each of the detail coefficients based on magnitude. The least perturbed LL region usually contains

G. K. Nayak, I. Khatri, S. Randive, R. Rawal and A. Chakraborty are with the Department of Computational and Data Sciences, Indian Institute of Science, Bangalore, India, 560012.

For all correspondence: Anirban Chakraborty (anirban@iisc.ac.in)

higher magnitude coefficients than other regions (Fig. 1 (A)). So, we prefer high magnitude detail coefficients. However, taking a large number of such coefficients can lead to good clean accuracy but at the cost of low adversarial accuracy due to more contamination. On the other hand, taking very few such coefficients can allow lower contamination but results in low clean accuracy. Our method judiciously takes care of this trade-off, and carefully selects the required important detail coefficients (discussed in Sec. IV-B) using the proposed wavelet coefficient selection module (WCSM).

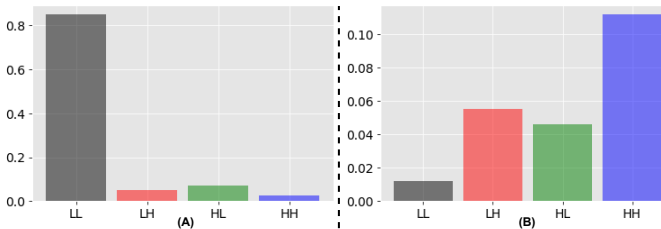


Fig. 1. The average absolute magnitude of approximate (LL) and detail coefficients (LH, HL and HH) (via wavelet decomposition) across samples on a) clean data and b) normalized difference between wavelet decomposition of clean and corresponding adversarial image. In (a) the lesser contaminated LL coefficients have higher magnitude. In (b) LL are least affected.

The wavelet noise remover (WNR) removes noise coefficients by filtering out only the top- k % high magnitude coefficients where optimal k is selected using the WCSM module. As a side-effect, a lot of high-frequency content of the image gets lost which reduces the overall discriminability and ultimately results in suboptimal model’s performance. To cope up with this reduced discriminability, we introduce a U-net-based regenerator network (Sec. IV-C), that takes the spatial samples corresponding to selected coefficients as input and outputs the reconstructed image. The regenerator network is trained by regularizing the feature and input space of the reconstructed image on the surrogate model. In the feature space, we apply cosine similarity and kl-divergence losses to ensure proper reconstruction on clean and adversarial data respectively. Besides this, we also regularize the input space using our spatial consistency loss. Finally, the WNR module combined with the trained regenerator network is appended before the black-box model. The attacker has black-box access to the complete end to end model containing the defense components.

We summarize our contributions as follows:

- To the best of our knowledge, we are the first to propose and solve the novel problem of providing defense against adversarial attacks on a black box model without access to the network weights and in the absence of original training samples.
- We propose a novel strategy to provide adversarial robustness against data-free black box attacks which has two key defense components:
 - i.) We propose a wavelet-based noise remover (WNR) containing selective wavelet coefficient module (Sec. IV-B) that aims to remove coefficients

corresponding to high frequency components which are most likely to be corrupted by adversarial attack.

ii.) We propose a U-net-based regenerator network (Sec. IV-C) that retrieves the coefficients that are lost after the noise removal (via WNR) so that the high-frequency image content can be restored.

- We demonstrate the efficacy of our method via extensive experiments and ablations on both the components of proposed framework namely wavelet noise remover (Sec. V-A, V-B, V-C) and the regenerator network (Sec. V-D) which are appended before the black box target model. The resulting combined model used as the new black box (as seen by attacker), yields high clean and adversarial accuracy on test data (Sec. V-E).

II. RELATED WORKS

Our work is closely related to model stealing and wavelets, so we briefly discuss their related works below.

Data-efficient Model stealing: Based on the availability of training data, we categorize model stealing works as follows:

- **Training data** - On full training data, knowledge distillation [27] is used to extract knowledge using soft labels obtained from the black box model. With few training samples, Papernot *et al.* [14] generates additional synthetic data in the directions (computed using jacobian) where model’s output varies in the neighborhood of training samples.
- **Proxy data** - In the absence of training data, either natural or synthetic images are used as proxy data. Orekondy *et al.* [19] query the black box model on the natural images using adaptive strategy via reinforcement learning to get output predictions and use them to replicate the functionality of the black box model. Barbalau *et al.* [20] use evolutionary framework to learn image generation on a proxy dataset where the generated images are enforced to exhibit high confidence on the black box model. Sanyal *et al.* [21] use the GAN framework with a proxy dataset composed of either related/unrelated data or synthetic data.
- **Without Proxy data** - Kariyappa *et al.* [22] proposed an alternate training mechanism between generator and surrogate model, where generator is trained to produce synthetic samples to maximize the discrepancy between the predictions of the surrogate and the black box model. Truong *et al.* [23] also train generator and surrogate model alternatively but they replace discrepancy loss computed using KL divergence with L1 norm over logits approximated from softmax. Similarly, Zhou *et al.* [24] also formulate a min-max adversarial game but they additionally enforce the synthetic data to be equally distributed among the classes using a conditional generator.

Unlike these existing works, we use model stealing only as a means to obtain the surrogate model and synthetic data. Unlike them where they steal as an adversary, our goal is to provide robustness against black box attacks i.e. to reduce the effects of the adversarial samples on the black box model that are crafted using the surrogate model.

Wavelet in CNNs: Before the CNNs, the wavelets had been used for noise reduction and denoising [28, 29]. In the Pre Deep Learning Era, wavelets were also popularly used for image compression [30, 31, 32, 33] and image enhancement [34, 35, 36, 37]. Li *et al.* [38] integrated wavelets into the CNNs where the downsampling operations performed by max pooling, average pooling and strided-convolution are replaced only with low-frequency components of the discrete wavelet transform to suppress the aliasing effect. However, we do not have the luxury to modify the architecture in the black box settings. Also, we noticed that only keeping low-frequency components and completely neglecting the high frequencies results in lower performance on both clean and adversarial data. Soleymani *et al.* [39] use wavelets for detecting adversarially perturbed iris images. Prakash *et al.* [40] used pixel deflection technique followed by adaptive thresholding on the wavelets coefficients for denoising. Unlike these works, our setup is more challenging due to no access to both the training data and the model weights. Mustafa *et al.* [41] utilized wavelet denoising with image superresolution as a defense mechanism against adversarial attacks in grey-box settings. Different from this work, our approach utilizes the wavelet with a proposed regenerator network for defense against adversarial attacks in a black-box setting.

We find our work most related to [42], which presented a defense protocol against adversarial attacks for black-box facial recognition classifiers. They iteratively used an ensemble of image purifiers to remove the adversarial noise and a Bayesian CNN-based adversarial attack detector to validate the purified image. One of the drawbacks is they reject the given adversarial image and not pass it to the black box classifier if the purifier is not able to remove the adversarial noise from it in a given number of iterations. Moreover, training of purifier required data from the same domain as the data used to train the black-box model, making it dependent upon the domain knowledge of the training data. In contrast, our approach is free from any such data dependency. Also, the iterative pass through the image purifiers and attack detectors makes their method a highly time-consuming process. Further, if the attacker is aware of purifier, then the attack becomes more powerful. The purifier in such cases can't purify effectively leading to more images getting rejected and not passed to the black-box classifier for inference. Unlike their work, our method do not suffer from such problems while allowing complete access to our defense mechanism in the black-box setting, i.e., the attacker can use model stealing methods to steal the functionality of the defense components along with the victim model.

III. PRELIMINARIES

Notations: The black box model is denoted by B_m which is trained on the proprietary training dataset O_d^{train} . We denote the surrogate model by S_m . The generator G produces synthetic data $S_d = \{x_s^i\}_{i=1}^N$ containing N samples. The logit obtained by the model S_m on input x is $S_m(x)$. The softmax and the label predictions on sample x by model S_m are represented by $soft(S_m(x))$ and $label(S_m(x))$ respectively.

The set $A_a = \{A_a^p\}_{p=1}^P$ contains P different adversarial attacks. The adversarial sample corresponding to the n^{th} sample of test dataset O_d^{test} (i.e. x_o^n) is denoted by x_{oa}^n which is crafted with a goal to fool the network B_m . Similarly, S_{da} is the set of crafted adversarial samples corresponding to the synthetic data S_d where the adversarial sample $x_{sa}^n \in S_{da}$ is obtained by perturbing the synthetic sample $x_s^n \in S_d$ using an adversarial attack $A_a^i \in A_a$.

We denote the discrete wavelet transform and its inverse operation by $DWT(\cdot)$ and $IDWT(\cdot)$ respectively. The wavelet coefficient selection module is denoted by WCSM. The regenerator network is represented by R_n .

Model Stealing: The objective is to steal the functionality of the black box model B_m whose information about the architecture, weights and training details such as loss function, hyperparameters etc., are not accessible. The adversary creates an (input, output) pair where input image is fed to the black box API and output is the response obtained from it. Using this paired data, a surrogate model S_m is trained. When the training dataset O_d^{train} is not available, then we refer to this problem as data-free model stealing.

Adversarial Attacks: An attack $A_a^i \in A_a$ is referred as adversarial attack when an original image x_o is perturbed with carefully crafted human-imperceptible noise ($\|\delta\|_\infty < \epsilon$, called adversarial noise) such that the model's predictions on the perturbed sample (i.e. adversarial sample) x_{oa} is different from x_o . In the case of black box adversarial attack, the surrogate model S_m is used to craft adversarial samples. By property of transferability, these samples are also suitable to attack the black box model B_m .

Wavelet Transforms: Unlike time series signal (high resolution in time but uncertainty in frequency) and Fourier Transform (high resolution in frequency but uncertainty in time), wavelets can determine when individual frequencies turn on and off in time. The low frequency changes slowly over time whereas the high frequency changes fast in time. Thus, motivated by the natural signals which humans care about, wavelets provide more temporal resolution in high frequencies and more frequency resolution at lower frequencies. Wavelets represent the data using linear combinations of an orthogonal basis depending on which there are different types of wavelets such as Haar [43], Daubechies [44], Cohen [45]. The 2D DWT on an i^{th} image x^i for level 1 yields low pass subband (i.e approximation coefficients - denoting by LL_1^i) and high pass subband (i.e. detail-level coefficients - denoting by LH_1^i, HL_1^i, HH_1^i). In multi-level DWT, the approximation subband is further decomposed (for e.g. on a 2-level decomposition, LL_1^i is also decomposed to $LL_2^i, LH_2^i, HL_2^i, HH_2^i$).

IV. PROPOSED APPROACH

In this section, we first discuss the model stealing method (Sec. IV-A) that we use to train the surrogate model S_m (as proxy for black box model B_m) and generate synthetic data S_d (as proxy for original training data O_d^{train}). Next, we propose our method to remove the detail coefficients (Sec. IV-B) that can be most corrupted by an adversarial attack and select the important coefficients to preserve the signal strength in terms

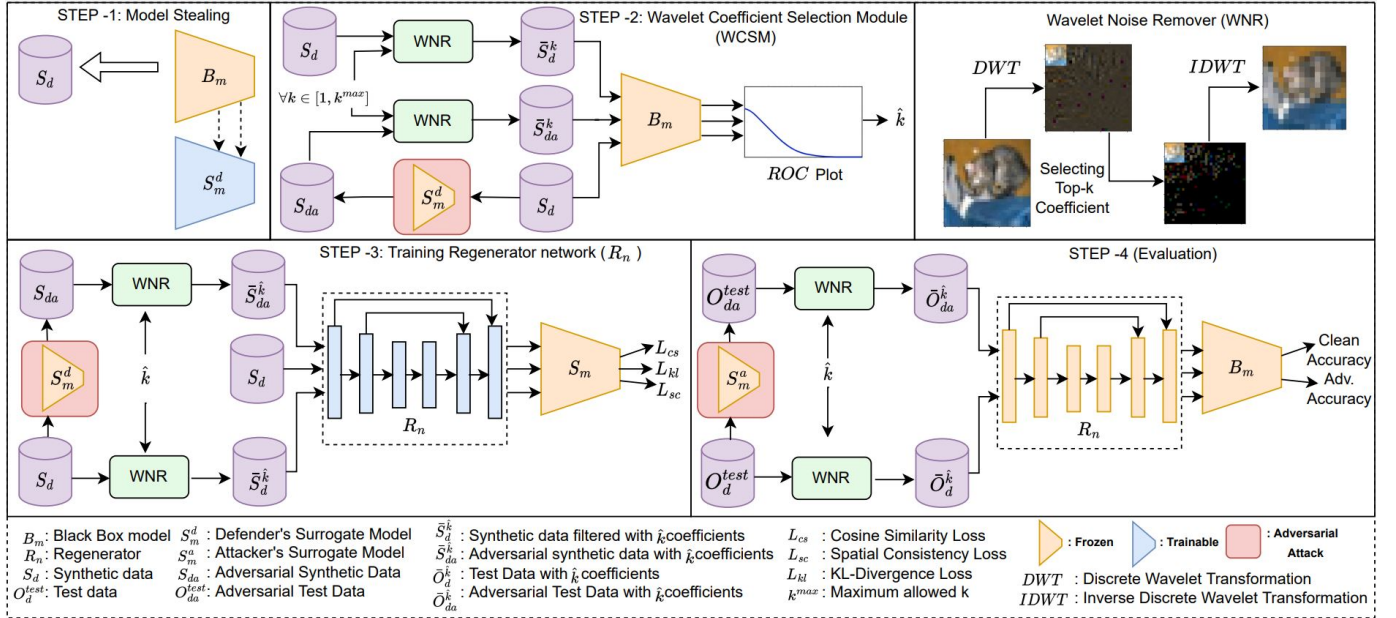


Fig. 2. An overview of our proposed approach DBMA. In step 1, we obtain the defender's surrogate model S_m^d and synthetic data S_d by model stealing from the victim model B_m . In step 2, we use the Wavelet Coefficient Selection Module (WCSM) that gives the optimal % of coefficients (\hat{k}) to be selected by the Wavelet Noise Remover (WNR) which are likely to be least corrupted by adversarial attacks. In step 3, we train a regenerator network R_n using different losses (L_{cs} , L_{kl} , L_{sc}) such that the model S_m^d yields features on the regenerated data (clean $R_n(\tilde{S}_d^k)$ and adversarial $R_n(\tilde{S}_{da}^k)$) similar to the features on clean data S_d . Finally in step 4, we evaluate our DBMA approach on test clean (O_d^{test}) and adversarial samples (O_{da}^{test}) where the WNR (with $k = \hat{k}$) and trained R_n are prepended to B_m .

of retaining feature discriminability. We dub this approach as wavelet noise remover (WNR) and the coefficients are selected using the wavelet coefficient selection module (WCSM). To boost the performance, we propose a U-Net-based regenerator network (Sec. IV-C) that takes the output of WNR as input and is trained to output a regenerated image on which the surrogate model would yield similar features as the features of the clean sample. The different steps involved in our proposed method (DBMA) for providing data-free adversarial defense in the black box settings are shown in Fig. 2.

A. Obtain Proxy Model and Synthetic Data

Given a black box model B_m , our first step is to obtain a proxy model S_m which can allow gradient backpropagation. To steal the functionality of B_m , S_m can be trained using a model stealing technique. But we also do not have access to the original training samples O_d^{train} . Hence, we use a data-free model stealing technique [20] that trains a generator using proxy data to produce synthetic samples (S_d) on which the black box model B_m gives high-confident predictions. The surrogate model S_m is then trained on synthetic data S_d under the guidance of B_m , where the model S_m is enforced to mimic the predictions of model B_m . The trained S_m and the generated data S_d are used in next steps.

B. Noise Removal with Wavelet Coefficient Selection Module (WCSM)

For an i^{th} sample of the composed synthetic data S_d (i.e. x_s^i), its corresponding wavelet coefficients are obtained by DWT operation on it. The approximate coefficients are the low frequencies that are least affected by the adversarial attack

(shown in Fig. 1 (B)). Thus, we retain these coefficients. For e.g. on level-2 discrete wavelet decomposition, LL_2^i (approximate coefficients for i^{th} sample) is kept. As the adversarial attack severely harms the detail coefficients, we determine the coefficients that can be most affected by it using WCSM for effective noise removal.

Based on our observation that the least affected approximate coefficients often have high magnitude coefficients, indicating that the high magnitude detail coefficients can be a good measure for choosing which coefficients to retain. Thus, we arrange the detail coefficients based on magnitude (from high to low order) and retain the top- k % coefficients. The efficacy of choosing top- k compared to different baselines (such as random- k and bottom- k) is empirically verified in Sec. V-A. However, determining the suitable value of k is a challenge and, if not properly chosen, can lead to a major bottleneck in clean/adversarial performance. To handle it, we propose a wavelet coefficient selection mechanism that carefully selects the value of k so that decent performance can be obtained on both the clean and adversarial data.

We empirically estimate optimal k using all the crafted synthetic training samples S_d and their corresponding adversarial counterparts. We define a quantity label consistency rate (LCR^k) which is calculated for a particular value of k using the following steps:

- 1) Construct adversarial synthetic samples ($\{x_{sa}^i\}_{i=1}^N$) by using an adversarial attack $A_a^i \in A_a$ on the surrogate model S_m .
- 2) Obtain approximate and detail coefficients for each adversarial synthetic sample using $DWT(x_{sa}^i, l), \forall i \in (1, \dots, N)$ where l is the decomposition level.

- 3) Craft spatial samples ($\bar{S}_{da}^k = \{\bar{x}_{sa}^i\}_{i=1}^N$) using *IDWT* operation on complete approximate and selected top- k detail coefficients corresponding to each adversarial synthetic sample (i.e. $S_{da} = x_{sa}^i, \forall i \in (1, \dots, N)$). For simplicity, we envelop the operations (2) and (3) and name them ‘wavelet noise remover’ (WNR). In general, for a given input image and k value, WNR applies *DWT* on input where the approximate coefficients and the chosen top- k % detail coefficients are retained, whereas the non-selected detail coefficients are made to zeros. These coefficients are then passed to *IDWT* to obtain the filtered spatial image.
- 4) Perform WNR by repeating the steps 2 and 3 on clean samples x_s to obtain \bar{S}_d^k .
- 5) Compare the predictions of black box model B_m on samples of \bar{S}_d^k and the corresponding samples in S_d . LCR_C^k denotes the fraction of clean samples whose predictions match when top- k % coefficients are selected.
- 6) Compare the predictions of the black box model B_m on samples of \bar{S}_{da}^k and the corresponding samples in S_d . LCR_A^k denotes the fraction of adversarial samples whose predictions match when top- k % coefficients are selected.
- 7) Compute $LCR^k = LCR_C^k + LCR_A^k$
- 8) Calculate the rate of change of LCR^k (i.e. ROC^k) as $ROC^k = LCR^{k+1} - LCR^k$

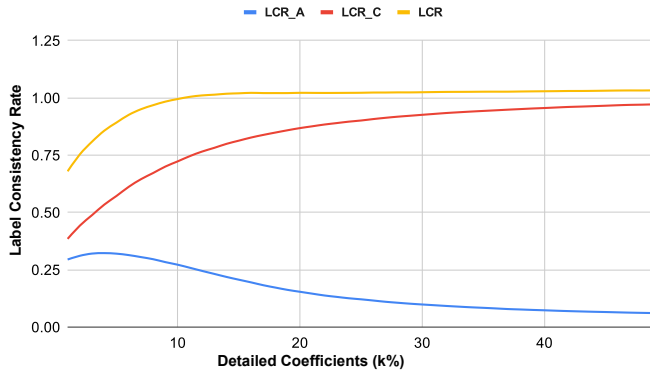


Fig. 3. Label consistency rates (LCR_A , LCR_C and LCR) vs detail coefficients ($k\%$) plotted using prediction from black-box model B_m on Cifar-10 Dataset.

Using above steps, we calculate LCR for different values of $k \in [1, \dots, k^{max}]$. As shown in Fig. 1, we observe that as we increase the value of k , initially LCR_A increases and reaches its maximum value, and then it starts decreasing. High LCR_A implies that the predictions of the B_m model on \bar{S}_{da}^k and S_d have a low mismatch. Similarly, with the increase in value of k , LCR_C keeps increasing which implies as we add more coefficients, model discriminability increases. The value of LCR increases with the value of k , but the rate of increase of LCR keeps decreasing. Refer Fig. 5 where we plot the rate of change (ROC). We choose \hat{k} at which ROC saturates. Here ROC is negligible at $k = 16$. This value of k gives the best trade-off between clean and adversarial accuracy (empirically validated in Sec. V-B). Thus, wavelet noise remover (WNR) is applied on input at estimated optimal k (\hat{k}).

C. Training of Regenerator Network

After the noise removal using the WNR at optimal k (i.e. \hat{k} obtained by WCSM), there is also loss in the image signal information as a side effect. Thus, we further regenerate the coefficients using a regenerator network (R_n) that takes input as the output of WNR at \hat{k} and yields reconstructed image which is finally passed to the black box model B_m for test predictions. The architecture of our R_n network is a U-net based architecture with skip connections which is inspired from [46]. It is an encoder-decoder model, where encoder down-samples the input and provide high level information at the bottleneck. After downsampling, the bottleneck information is passed to the decoder that upsamples it to provide the final reconstructed image. For more details on the architecture of regenerator network, refer Supplementary (Sec. III).

For training, we feed the output obtained from the WNR at \hat{k} as input to the network R_n and obtain a reconstructed image which is passed to the frozen surrogate model S_m for loss calculations. The losses used to train R_n are as follows:

- Cosine similarity loss (L_{cs}), to enforce similar predictions from S_m on the regenerated synthetic sample and the corresponding original synthetic sample.
- KL divergence loss (L_{kl}), to align the predictions of S_m on the regenerated sample and its adversarial counterpart.
- Spatial consistency loss (L_{sc}), to make sure that the spatial reconstructed image (clean and adversarial) and the corresponding original synthetic image are similar in the image manifold.

The losses are calculated on i^{th} synthetic sample as below:

$$\hat{k} = WCSM(S_d, S_m)$$

$$\bar{x}_s^i = WNR(x_s^i, \hat{k}) \quad (1)$$

$$\bar{x}_{sa}^i = WNR(x_{sa}^i, \hat{k})$$

$$L_{cs} = CS(S_m(R_n(\bar{x}_s^i)), S_m(x_s^i)) \quad (2)$$

$$L_{kl} = KL(\text{soft}(S_m(R_n(\bar{x}_{sa}^i))), \text{soft}(S_m(R_n(\bar{x}_s^i)))) \quad (3)$$

$$L_{sc} = \|R_n(\bar{x}_s^i) - x_s^i\|_1 + \|R_n(\bar{x}_{sa}^i) - x_{sa}^i\|_1 \quad (4)$$

Here, CS and KL denotes cosine similarity and KL divergence respectively. Overall loss used in training R_n :

$$L(R_n^\theta) = -\lambda_1 L_{cs} + \lambda_2 L_{kl} + \lambda_3 L_{sc} \quad (5)$$

Finally, the black box model B_m is modified by prepending the WNR (with $k = \hat{k}$) and the trained R_n network to it. The overall steps of our method DBMA are summarized in Sec. VII in supplementary. The resulting black box model defends the adversarial attacks which we discuss in detail in next section.

V. EXPERIMENTS

In this section, we validate the effectiveness of our proposed method (DBMA) and perform ablations to show the importance of individual components. We use the benchmark classification datasets i.e. CIFAR-10 [47] and SVHN [48], on which we evaluate the clean and the adversarial accuracy against three different adversarial attacks (i.e., BIM [49], PGD[50] and Auto Attack [51]). Throughout all the experiments, we use

Alexnet [52] as black box B_m (results on a larger black-box model are in Sec. VI in supplementary) and Resnet-18 [53] as the defender’s surrogate model S_m^d , which the defender uses to train the regenerator network R_n as explained in Sec. IV. In the black-box setting, attackers also do not have access to the black-box model’s weights, thus restricting the generation of adversarial samples. So similar to the defender, we leverage the model stealing techniques to get a new surrogate model S_m^a , which the attacker uses for generating the adversarial samples.

We perform experiments with two different architectures for S_m^a : Alexnet-half and Alexnet, which are similar to the black-box model (Alexnet), making it tough for the defender. Ablation for different combination of S_m^d and S_m^a are in Sec. V in supplementary. The attacker uses the same model stealing technique [20] as used by defender. We use the Daubechies wavelet for both DWT and $IDWT$ operations. Refer to supplementary (Sec. I) for experimental results on other wavelets. The decomposition level is fixed at 2 for all the experiments and ablations. The value of k^{max} is taken as 50. We assign equal weights to all the losses with weight as 1 (i.e. $\lambda_1 = \lambda_2 = \lambda_3 = 1$) in eq. 5.

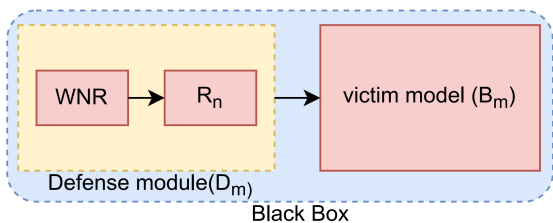


Fig. 4. Defense module D_m consisting of Wavelet Noise Remover (WNR) and Regenerator R_n is prepended before the victim model B_m in our approach (DBMA). The D_m and B_m are combinedly considered as the black-box model by the attacker.

The defender constructs a defense module (D_m) using S_m^d . In subsections V-A, V-B and V-C, the defense module only consists of the WNR, whereas subsections V-D onwards, both R_n and WNR are part of the defense module as shown in Fig. 4. We prepend the defense module before the B_m to create a new black box model that is used to defend against the adversarial attacks. To show the efficacy of defense components used in our method (DBMA), we consider the most challenging scenario, where the attacker uses the same model stealing technique as defender, and considers the defense module also a part of the black-box model while generating adversarial samples.

TABLE I

PERFORMANCE COMPARISON WHEN $k\%$ DETAIL COEFFICIENTS ARE SELECTED IN WAVELET COEFFICIENT SELECTION MODULE (WCSM) USING DIFFERENT METHODS. SELECTION OF TOP-K COEFFICIENTS YIELDS BETTER CLEAN AND ADVERSARIAL ACCURACY THAN OTHER STRATEGIES.

Surrogate model (attacker)	coefficient selection strategy	Black Box Model : Alexnet Surrogate Model (defense): Resnet-18			
		clean	BIM	PGD	Auto Attack
Alexnet-half	bottom- k	31.25	8.59	7.32	12.57
	random- k	42.58	13.13	11.74	19.77
	top- k (ours)	77.92	26.66	24.55	34.02
Alexnet	bottom- k	31.25	6.14	4.84	10.92
	random- k	42.92	8.61	7.52	14.29
	top- k (ours)	77.92	15.98	14.04	21.34

A. Ablation on coefficient selection strategy

Apart from approximate coefficients, we select only a limited number of coefficients (i.e., $k\%$ coefficients) to obtain a decent tradeoff between the adversarial and clean performance. As shown in Fig 1 (A), the least affected approximate coefficients have a high magnitude. Thus, we select the essential detail coefficients as the top- k high magnitude. As they are likely to be less affected by the adversarial attack (Fig 1 (B)), they can yield better performance. In this section, we perform an ablation to assess the effectiveness of selecting top- k coefficients over the other possible choices. For comparative analysis, we perform the experiments using the bottom- k and random- k coefficients. Table I shows the adversarial and clean performance for the different coefficient selection strategies. The top- k coefficient selection strategy, selecting the most important coefficient in terms of magnitude, improves both the clean and adversarial performance. On the other hand bottom- k coefficient selection strategy, selecting the least significant coefficients shows the least performance as they primarily consist of contaminated high-frequency content. Although, randomly selecting $k\%$ coefficients showed improved performance than the bottom- k , it still performs poorly compared to top- k coefficient selection strategy.

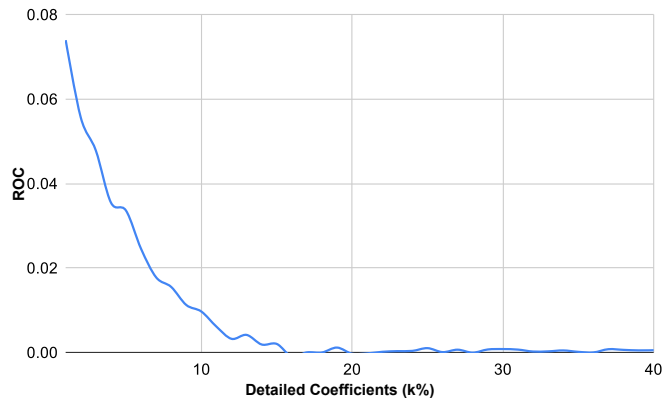


Fig. 5. Rate of change (ROC) of LCR vs detail coefficients ($k\%$) plotted using prediction from black-box model B_m on Cifar-10 data. As we increase value of k , ROC becomes negligible. At $k = 16$ it is close to zero.

B. Ablation on quantity of coefficients

In Sec. I and IV, we discussed the importance of selecting the optimal number of detail coefficients (\hat{k}) and proposed the steps to find the value of \hat{k} using the WCSM module. In this subsection, we do an ablation over the different choices for values of k (i.e., the number of detail coefficients to select) and analyze its impact on clean and adversarial accuracy. Specifically, we consider six distinct values of k across a wide range i.e. 0 (no detail coefficients, only approximate coefficients), 1, 2 and 4 (small k), 50 (large k), \hat{k} (optimal k given by WCSM). Fig. 5 shows the graph of the rate of change of LCR for different values of k . We select the value of k at which the ROC starts saturating, i.e. k with value 16 as \hat{k} . The results corresponding to the different values of k are shown in Table II. We observe poor performance for both adversarial and clean samples when no detail coefficients are taken. On

increasing the fraction of detail coefficients ($k = 1, 2, 4$), an increasing trend for both clean and adversarial performance is observed. Further, for a high value of k clean accuracy improves, but with a significant drop in the adversarial performance. Our choice of k (i.e., \hat{k}) indeed leads to better clean accuracy with decent adversarial accuracy, hence justifying the importance of the proposed noise removal using WCSM component.

TABLE II
 INVESTIGATING THE EFFICACY OF OUR PROPOSED WCSM IN DETERMINING THE QUANTITY OF DETAIL COEFFICIENTS TO RETAIN. THE CASE (NO- k) YIELDS POOR RESULTS JUSTIFYING THE NEED TO PRESERVE DETAIL COEFFICIENTS. UNLIKE, LOW AND HIGH VALUES OF k , WE OBTAIN BETTER TRADE-OFF BETWEEN CLEAN AND ADVERSARIAL PERFORMANCE ON OUR- k .

Surrogate model (attacker)	Amount of detail coefficients (k)	Black Box Model : Alexnet Surrogate Model (defense): Resnet-18			
		clean	BIM	PGD	Auto Attack
Alexnet-half	No k	31.19	8.95	7.76	13.48
	low- k ($k=1$)	42.75	14.89	13.79	21.41
	low- k ($k=2$)	50.17	17.34	16.38	25.36
	low- k ($k=4$)	59.14	21.99	20.77	29.43
	high- k ($k=50$)	82.58	11.36	8.23	17.34
	our-k ($k=16$)	77.92	26.66	24.55	34.02
Alexnet	No k	31.19	5.88	4.68	9.35
	low- k ($k=1$)	42.75	10.2	8.72	15.8
	low- k ($k=2$)	50.17	15.37	14.14	21.92
	low- k ($k=4$)	59.14	17.54	16.03	25.08
	high- k ($k=50$)	82.58	5.58	3.33	10.44
	our-k ($k=16$)	77.92	15.98	14.04	21.34

C. Effect of wavelet noise remover with WCSM

In this section, we study the effect of prepending the WNR module to the black-box model B_m . WNR selects the approximate coefficients and optimal $\hat{k}\%$ detail coefficients (obtained by WCSM). It filters out the remaining detail coefficients, which helps in reducing the adversarial noise from the samples. We evaluate the performance of the B_m with and without the WNR Module and present the results in Table III. When the attacker’s surrogate model is Alexnet-half, adversarial accuracy improves by $\approx 19 - 22\%$ across attacks using the WNR module. Similarly, when the attacker’s surrogate model is Alexnet, the adversarial accuracy improves by $\approx 11 - 12\%$.

TABLE III
 OUR WAVELET NOISE REMOVER USING WCSM YIELDS IMPROVEMENT IN ADVERSARIAL ACCURACY WITH SMALL DROP IN CLEAN ACCURACY.

Surrogate model (attacker)	Noise Removal using WCSM	Black Box Model : Alexnet Surrogate Model (defense): Resnet-18			
		clean	BIM	PGD	Auto Attack
Alexnet-half	\times	82.58	7.02	4.53	11.65
	(Ours) \checkmark	77.92	26.66	24.55	34.02
Alexnet	\times	82.58	4.17	2.19	8.55
	(Ours) \checkmark	77.92	15.98	14.04	21.34

D. Ablation on losses

Until now, we performed experiments by using only the WNR defense module. Now, we additionally attach another defense module (R_n) to WNR (refer Fig 4). In this subsection, we perform ablation to demonstrate the importance of different losses used for training the Regenerator network R_n . As shown

in eq. 5, the total loss L is the weighted sum of three different losses (i.e., L_{cs} , L_{kl} , and L_{sc}). To determine the effect of each of the individual losses, we train R_n using only the L_{cs} loss, L_{kl} loss and L_{sc} loss. Further to analyse the cumulative effect, we train R_n with different possible pairs of loss i.e., $L_{cs} + L_{sc}$ loss, $L_{cs} + L_{kl}$ loss, $L_{kl} + L_{sc}$ loss, and finally with the total loss ($L_{cs} + L_{kl} + L_{sc}$) respectively. The results are displayed in Table IV.

Compared to the earlier best performance with WNR defense module (Table III), we observe R_n trained with only L_{cs} loss gives no significant improvement in both the adversarial and clean accuracy. Similar trend is observed for R_n trained with L_{sc} loss. However, using only the L_{kl} loss shows a deteriorated clean and adversarial performance of R_n . Further, using the combination of both L_{cs} and L_{sc} loss also does not show much improvement. Combining the L_{kl} with L_{cs} and L_{sc} loss improves the adversarial performance of R_n appreciably, but with a drop in the clean accuracy. L_{kl} with L_{cs} loss shows a consistent improvement of $\approx 9 - 11\%$ in adversarial accuracy across attacks using both the Alexnet and Alexnet-half. Similarly, the combination of L_{kl} with L_{sc} loss improves the adversarial accuracy of R_n by $\approx 11 - 13\%$ and $\approx 15 - 17\%$ against the attacks using Alexnet-half and Alexnet respectively. When R_n is trained with all three losses gives the best adversarial accuracy across all the possible combinations. We observe an overall improvement of $\approx 16 - 19\%$ across different attacks using both Alexnet and Alexnet-half with a slight drop in clean accuracy ($\approx 4\%$). Regenerator networks regenerates the lost coefficients, but as explained in section IV-B, detail coefficients also cause a decrease in adversarial accuracy. When we train a regenerator network using the combination of L_{cs} , L_{sc} , and L_{kl} loss, the L_{cs} and L_{sc} loss help to increase clean accuracy, but at the same time L_{kl} loss ensures regenerated coefficients do not decrease the adversarial accuracy. To achieve best tradeoff between clean and adversarial accuracy, R_n gets trained to increase adversarial accuracy at the cost of decreased clean accuracy compared to R_n network trained with only L_{cs} loss. Refer Sec. IV in supplementary for more experimental results emphasizing the importance of R_n .

TABLE IV
 CONTRIBUTION OF DIFFERENT LOSSES USED FOR TRAINING R_n . THE LOSS ($L_{cs} + L_{kl} + L_{sc}$) GIVES THE BEST IMPROVEMENT IN ADVERSARIAL ACCURACY WITH DECENT CLEAN ACCURACY.

Surrogate model (attacker)	Losses to train Regenerator network (R_n)	Black Box Model : Alexnet Surrogate Model (defense): Resnet-18			
		clean	BIM	PGD	Auto Attack
Alexnet-half	L_{cs}	78.96	26.33	24.75	33.81
	L_{sc}	78.85	27.38	25.75	35.51
	L_{kl}	9.82	6.56	6.54	8.98
	$L_{cs} + L_{sc}$	79.75	27.70	25.34	34.64
	$L_{cs} + L_{kl}$	62.06	36.03	35.93	43.05
	$L_{kl} + L_{sc}$	65.94	37.72	37.62	46.14
	$L_{cs} + L_{kl} + L_{sc}$	73.77	42.71	42.71	50.63
Alexnet	L_{cs}	78.96	16.34	14.57	21.81
	L_{sc}	78.85	17.68	15.97	23.77
	L_{kl}	9.82	6.61	6.38	8.98
	$L_{cs} + L_{sc}$	79.75	17.28	15.6	23.59
	$L_{cs} + L_{kl}$	62.06	24.86	25.91	32.26
	$L_{kl} + L_{sc}$	65.94	31.04	31.05	38.26
	$L_{cs} + L_{kl} + L_{sc}$	73.77	33.31	31.72	40.56

TABLE V

UTILITY OF EACH COMPONENT USED IN OUR METHOD (DBMA)- WAVELET NOISE REMOVER (WNR) AND REGENERATOR NETWORK R_n ON SVHN AND CIFAR DATASET. WNR WITH R_n YIELDS HUGE GAINS IN ADVERSARIAL PERFORMANCE COMPARED TO BASELINE AND WNR ALONE.

Surrogate Model (attacker)	Dataset	Method	Black Box Model : Alexnet Surrogate Model (defender) : Resnet-18			
			clean	BIM	PGD	Auto Attack
Alexnet-half	SVHN	Baseline	94.49	44.26	44.21	46.79
		WNR (Ours)	94.21	55.42 (↑ 11.16)	55.70 (↑ 11.49)	58.47 (↑ 11.68)
		WNR+ R_n (Ours)	90.91	68.63 (↑ 24.37)	68.60 (↑ 24.39)	71.71 (↑ 24.92)
	CIFAR	Baseline	82.58	7.02	4.53	11.65
		WNR (Ours)	77.92	26.66 (↑ 19.64)	24.55 (↑ 20.02)	34.02 (↑ 22.37)
		WNR+ R_n (Ours)	73.77	42.71 (↑ 35.69)	42.71 (↑ 38.18)	50.63 (↑ 38.98)
Alexnet	SVHN	Baseline	94.49	38.14	38.19	40.16
		WNR (Ours)	94.21	48.98 (↑ 10.84)	49.02 (↑ 10.83)	51.49 (↑ 11.33)
		WNR+ R_n (Ours)	90.91	63.13 (↑ 24.99)	63.12 (↑ 24.93)	66.18 (↑ 26.02)
	CIFAR	Baseline	82.58	4.17	2.19	8.55
		WNR (Ours)	77.92	15.98 (↑ 11.81)	14.04 (↑ 11.85)	21.34 (↑ 12.79)
		WNR+ R_n (Ours)	73.77	33.31 (↑ 29.14)	31.72 (↑ 29.53)	40.56 (↑ 32.01)

E. Results on different datasets

In this subsection, we validate the efficacy of the complete proposed method DBMA consisting of both the WNR and R_n defense components on two benchmark datasets, i.e., SVHN and CIFAR-10. We obtain the optimal \hat{k} as 20 using the WCSM module for the black box model trained on SVHN dataset. In Table V, with only WNR in the defender module, the adversarial accuracy improves by $\approx 10 - 11\%$ across attacks crafted using different surrogate architectures S_m^a (Alexnet and Alexnet-half). The clean accuracy, on the other hand, has a minor drop of less than 1%. While using both the WNR and R_n in the defender module, the adversarial performance further improves by $\approx 13\%$ and $\approx 14\%$ across the attacks crafted using surrogate Alexnet-half and Alexnet, respectively. At the same time, the clean accuracy drops by $\approx 4\%$. Overall, we observe a gain of $\approx 24-26\%$ in adversarial accuracy compared to the baseline model on the cost $\approx 5\%$ drop in clean accuracy.

Similarly, for the CIFAR-10 dataset, we observe an overall improvement of $\approx 35 - 38\%$ and $\approx 29 - 32\%$ against the attacks crafted using Alexnet-half and Alexnet, respectively. We observe that the clean accuracy drops by $\approx 8\%$ compared to baseline, which is reasonable considering the challenging nature of our problem setup. Even in traditional adversarial training with access to full data, clean performance often drops at the cost of improving adversarial accuracy [50]. In our case, neither the training data nor the model weights are provided. Moreover, the black-box model is often obtained as APIs, and re-training the model from scratch becomes unfeasible. Considering these difficulties, the drop we observe on clean data is small with respectable overall performance.

F. Defense against different data-free black box attacks

All the previous experiments assume that both defender and attacker use the same model stealing technique [20] for creating a surrogate model. To prove our data-free black box defense (DBMA) is robust to different model stealing strategies, we evaluate our method against two different approaches: a) Data-free model extraction (DFME) [23] and b) Data-free model stealing in hard label setting (DFMS-HL) [21] that are used by attacker to obtain a surrogate model (Alexnet-Half) for crafting adversarial samples. We use the same defense

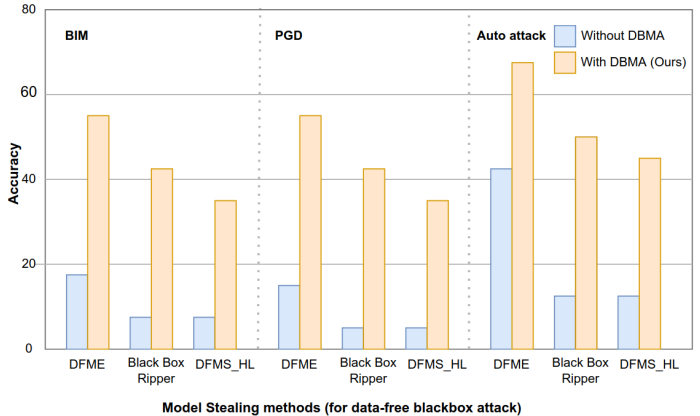


Fig. 6. Performance of our approach DBMA for different model stealing methods used to get the attacker’s surrogate model for data-free black box attacks. DBMA consistently improves performance against different attacks across all model stealing methods.

module used in Sec. V-E. As shown in Fig. 6, our method yields a consistent boost in adversarial accuracy on different data-free model stealing methods. In the case of DFME, we observe a massive improvement of $\approx 36\%$, $\approx 40\%$ and $\approx 21\%$ on BIM , PGD and Auto Attack respectively. On the other hand, in case of DFMS-HL the performance against the three attacks improves by $\approx 28\%$, $\approx 29\%$, and $\approx 31\%$. Overall across different model stealing methods, our method (DBMA) yields significant improvement in adversarial accuracy (i.e. $\approx 29 - 42\%$ in PGD, $\approx 28 - 38\%$ in BIM , and $\approx 25 - 31\%$ in state-of-the-art Auto Attack).

Further, we check our defense in a more tougher scenario, where attacker is aware of the black box model B_m ’s architecture (i.e., Alexnet), and uses the same for attacker’s surrogate model (S_m^a). The results for this setup are reported in Table VI. Compared to baseline, we observe an improvement of $\approx 29 - 32\%$, $\approx 38 - 40\%$ and $\approx 22 - 25\%$ in adversarial accuracy across attacks using the Black box ripper, DFME and DFMS-HL methods, respectively. This indicates that even if the attacker is aware of the black box model’s architecture, our method DBMA can provide data-free black-box adversarial defense irrespective of the different model stealing methods.

Hence, our proposed method DBMA provides strong robustness even when the attacker uses a different model stealing

TABLE VI

PERFORMANCE OF DBMA ACROSS SEVERAL DATA-FREE BLACK BOX ATTACKS THAT ARE CONSTRUCTED USING THE SURROGATE MODEL HAVING SAME ARCHITECTURE AS THE BLACK BOX MODEL. WE OBSERVE CONSISTENT SIGNIFICANT IMPROVEMENTS IN ADVERSARIAL PERFORMANCE USING PROPOSED DBMA ACROSS DIFFERENT ADVERSARIAL ATTACKS AND MODEL STEALING TECHNIQUES.

Surrogate model (attacker)	Method	Model stealing (Attacker)	Black Box Model : Alexnet Surrogate Model (defense): Resnet-18			
			clean	BIM	PGD	Auto Attack
Alexnet	Without DBMA	Black Box Ripper	82.58	4.17	2.19	8.55
	With DBMA (Ours)	Black Box Ripper	73.77	33.31 (↑ 29.14)	31.72 (↑ 29.53)	40.56 (↑ 32.01)
	Without DBMA	DFME	82.58	4.21	1.99	16.93
	With DBMA (Ours)	DFME	73.77	42.84 (↑ 38.63)	42.49 (↑ 40.5)	55.04 (↑ 38.11)
	Without DBMA	DFMS-HL	82.58	3.30	1.82	7.84
	With DBMA (Ours)	DFMS-HL	73.77	26.0 (↑ 22.7)	24.94 (↑ 23.12)	32.57 (↑ 24.73)

strategy compared to the defender. Refer to supplementary (Sec. II) for adversarial robustness results when the defender uses different model stealing methods to obtain the surrogate model.

VI. CONCLUSION

In this work, we presented our approach (DBMA) for defending the black-box model against adversarial attacks without any training data for the first time. Our approach consisted of two defense components that are prepended to the victim model: a) wavelet noise remover (WNR) that removes the most contaminated portions of the image affected by adversarial attack and retains the least affected regions determined by wavelet coefficient selection module (WCSM), b) regenerator network to retrieve the information lost after the noise removal using WNR. We showed the efficacy of each of the defense components via several ablations. The combined model (defense components and victim model) as a black box provides significant robustness against data-free black box attacks (constructed using different surrogate networks) across datasets. Also, we showed DBMA to be resistant and provide stronger robustness against the black box attacks crafted using different model stealing methods. Similar to contemporary work in adversarial defenses in white-box setups, we observe that significant gains in robust accuracy come at the cost of slight drop in clean accuracy. In future work, we plan to work on further mitigating this trade-off.

VII. ACKNOWLEDGMENTS

This work is partially supported by a Young Scientist Research Award (Sanction no. 59/20/11/2020-BRNS) to Anirban Chakraborty from DAE-BRNS, India.

REFERENCES

- [1] A. Voulodimos, N. D. Doulamis, A. D. Doulamis, and E. E. Protopapadakis, "Deep learning for computer vision: A brief review," *Computational Intelligence and Neuroscience*, vol. 2018, 2018.
- [2] W. Rawat and Z. Wang, "Deep convolutional neural networks for image classification: A comprehensive review," *Neural Computation*, vol. 29, pp. 2352–2449, 2017.
- [3] D. Bahdanau, K. Cho, and Y. Bengio, "Neural machine translation by jointly learning to align and translate," in *International Conference on Learning Representations, ICLR 2015, Conference Track Proceedings*, 2015.
- [4] Y. Wu, M. Schuster, Z. Chen, Q. V. Le, M. Norouzi, W. Macherey, M. Krikun, Y. Cao, Q. Gao, K. Macherey, J. Klingner, A. Shah, M. Johnson, X. Liu, L. Kaiser, S. Gouws, Y. Kato, T. Kudo, H. Kazawa, K. Stevens, G. Kurian, N. Patil, W. Wang, C. Young, J. R. Smith, J. Riesa, A. Rudnick, O. Vinyals, G. S. Corrado, M. Hughes, and J. Dean, "Google's neural machine translation system: Bridging the gap between human and machine translation," *ArXiv*, vol. abs/1609.08144, 2016.
- [5] A. B. Nassif, I. Shahin, I. Attili, M. Azzeh, and K. Shaalan, "Speech recognition using deep neural networks: A systematic review," *IEEE access*, vol. 7, pp. 19 143–19 165, 2019.
- [6] A. Y. Hannun, C. Case, J. Casper, B. Catanzaro, G. F. Diamos, E. Elsen, R. J. Prenger, S. Satheesh, S. Sengupta, A. Coates, and A. Ng, "Deep speech: Scaling up end-to-end speech recognition," *ArXiv*, vol. abs/1412.5567, 2014.
- [7] N. Akhtar and A. Mian, "Threat of adversarial attacks on deep learning in computer vision: A survey," *Ieee Access*, vol. 6, pp. 14 410–14 430, 2018.
- [8] A. Chakraborty, M. Alam, V. Dey, A. Chattopadhyay, and D. Mukhopadhyay, "A survey on adversarial attacks and defences," *CAAI Transactions on Intelligence Technology*, vol. 6, no. 1, pp. 25–45, 2021.
- [9] C. Szegedy, W. Zaremba, I. Sutskever, J. Bruna, D. Erhan, I. J. Goodfellow, and R. Fergus, "Intriguing properties of neural networks," in *International Conference on Learning Representations, ICLR 2014, Conference Track Proceedings*, 2014.
- [10] I. J. Goodfellow, J. Shlens, and C. Szegedy, "Explaining and harnessing adversarial examples," in *International Conference on Learning Representations, ICLR 2015, Conference Track Proceedings*, 2015.
- [11] A. Madry, A. Makelov, L. Schmidt, D. Tsipras, and A. Vladu, "Towards deep learning models resistant to adversarial attacks," in *International Conference on Learning Representations*, 2018.
- [12] A. Kurakin, I. J. Goodfellow, and S. Bengio, "Adversarial examples in the physical world," in *Artificial intelligence safety and security*. Chapman and Hall/CRC, 2018, pp. 99–112.
- [13] F. Croce and M. Hein, "Reliable evaluation of adversarial robustness with an ensemble of diverse parameter-free attacks," in *International conference on machine learning*. PMLR, 2020, pp. 2206–2216.

- [14] N. Papernot, P. McDaniel, I. Goodfellow, S. Jha, Z. B. Celik, and A. Swami, "Practical black-box attacks against machine learning," in *Proceedings of the 2017 ACM on Asia conference on computer and communications security*, 2017, pp. 506–519.
- [15] P.-Y. Chen, H. Zhang, Y. Sharma, J. Yi, and C.-J. Hsieh, "Zoo: Zeroth order optimization based black-box attacks to deep neural networks without training substitute models," *Proceedings of the 10th ACM Workshop on Artificial Intelligence and Security*, 2017.
- [16] N. Papernot, P. McDaniel, I. Goodfellow, S. Jha, Z. B. Celik, and A. Swami, "Practical black-box attacks against machine learning," in *Proceedings of the 2017 ACM on Asia conference on computer and communications security*, 2017, pp. 506–519.
- [17] J. Gao, J. Lanchantin, M. L. Soffa, and Y. Qi, "Black-box generation of adversarial text sequences to evade deep learning classifiers," *2018 IEEE Security and Privacy Workshops (SPW)*, pp. 50–56, 2018.
- [18] M. Ribeiro, K. Grolinger, and M. A. M. Capretz, "Mlaas: Machine learning as a service," *2015 IEEE 14th International Conference on Machine Learning and Applications (ICMLA)*, pp. 896–902, 2015.
- [19] T. Orekondy, B. Schiele, and M. Fritz, "Knockoff nets: Stealing functionality of black-box models," in *Proceedings of the IEEE/CVF conference on computer vision and pattern recognition*, 2019, pp. 4954–4963.
- [20] A. Barbalau, A. Cosma, R. T. Ionescu, and M. Popescu, "Black-box ripper: Copying black-box models using generative evolutionary algorithms," *Advances in Neural Information Processing Systems*, vol. 33, pp. 20 120–20 129, 2020.
- [21] S. Sanyal, S. Addepalli, and R. V. Babu, "Towards data-free model stealing in a hard label setting," in *Proceedings of the IEEE/CVF Conference on Computer Vision and Pattern Recognition*, 2022, pp. 15 284–15 293.
- [22] S. Kariyappa, A. Prakash, and M. K. Qureshi, "Maze: Data-free model stealing attack using zeroth-order gradient estimation," in *Proceedings of the IEEE/CVF Conference on Computer Vision and Pattern Recognition*, 2021, pp. 13 814–13 823.
- [23] J.-B. Truong, P. Maini, R. J. Walls, and N. Papernot, "Data-free model extraction," in *Proceedings of the IEEE/CVF Conference on Computer Vision and Pattern Recognition*, 2021, pp. 4771–4780.
- [24] M. Zhou, J. Wu, Y. Liu, S. Liu, and C. Zhu, "Dast: Data-free substitute training for adversarial attacks," in *Proceedings of the IEEE/CVF Conference on Computer Vision and Pattern Recognition*, 2020, pp. 234–243.
- [25] I. Daubechies, *Ten Lectures on Wavelets*. Society for Industrial and Applied Mathematics, 1992. [Online]. Available: <https://epubs.siam.org/doi/abs/10.1137/1.9781611970104>
- [26] H. Wang, X. Wu, Z. Huang, and E. P. Xing, "High-frequency component helps explain the generalization of convolutional neural networks," in *Proceedings of the IEEE/CVF Conference on Computer Vision and Pattern Recognition*, 2020, pp. 8684–8694.
- [27] G. Hinton, O. Vinyals, and J. Dean, "Distilling the knowledge in a neural network," in *NIPS Deep Learning and Representation Learning Workshop*, 2015.
- [28] D. L. Donoho and J. M. Johnstone, "Ideal spatial adaptation by wavelet shrinkage," *biometrika*, vol. 81, no. 3, pp. 425–455, 1994.
- [29] D. L. Donoho, "De-noising by soft-thresholding," *IEEE transactions on information theory*, vol. 41, no. 3, pp. 613–627, 1995.
- [30] A. Averbuch, D. Lazar, and M. Israeli, "Image compression using wavelet transform and multiresolution decomposition," *IEEE Transactions on Image Processing*, vol. 5, no. 1, pp. 4–15, 1996.
- [31] S. Lawson and J. Zhu, "Image compression using wavelets and jpeg2000: a tutorial," *Electronics & Communication Engineering Journal*, vol. 14, no. 3, pp. 112–121, 2002.
- [32] S. Grgic, M. Grgic, and B. Zovko-Cihlar, "Performance analysis of image compression using wavelets," *IEEE Transactions on industrial electronics*, vol. 48, no. 3, pp. 682–695, 2001.
- [33] R. R. Coifman, Y. Meyer, S. Quake, and M. V. Wickerhauser, "Signal processing and compression with wavelet packets," in *Wavelets and their applications*. Springer, 1994, pp. 363–379.
- [34] Y. Yang, Z. Su, and L. Sun, "Medical image enhancement algorithm based on wavelet transform," *Electronics letters*, vol. 46, no. 2, pp. 120–121, 2010.
- [35] Y. Wan and D. Shi, "Joint exact histogram specification and image enhancement through the wavelet transform," *IEEE Transactions on Image Processing*, vol. 16, no. 9, pp. 2245–2250, 2007.
- [36] X. Wang, R. S. Istepanian, and Y. H. Song, "Microarray image enhancement by denoising using stationary wavelet transform," *IEEE transactions on Nanobioscience*, vol. 2, no. 4, pp. 184–189, 2003.
- [37] H. Lidong, Z. Wei, W. Jun, and S. Zebin, "Combination of contrast limited adaptive histogram equalisation and discrete wavelet transform for image enhancement," *IET Image Processing*, vol. 9, no. 10, pp. 908–915, 2015.
- [38] Q. Li, L. Shen, S. Guo, and Z. Lai, "Wavecnet: Wavelet integrated cnns to suppress aliasing effect for noise-robust image classification," *IEEE Transactions on Image Processing*, vol. 30, pp. 7074–7089, 2021.
- [39] S. Soleymani, A. Dabouei, J. Dawson, and N. M. Nasrabadi, "Defending against adversarial iris examples using wavelet decomposition," in *2019 IEEE 10th International Conference on Biometrics Theory, Applications and Systems (BTAS)*. IEEE, 2019, pp. 1–9.
- [40] A. Prakash, N. Moran, S. Garber, A. DiLillo, and J. Storer, "Deflecting adversarial attacks with pixel deflection," in *Proceedings of the IEEE conference on computer vision and pattern recognition*, 2018, pp. 8571–8580.
- [41] A. Mustafa, S. H. Khan, M. Hayat, J. Shen, and L. Shao, "Image super-resolution as a defense against adversarial attacks," *IEEE Transactions on Image Processing*, vol. 29, pp. 1711–1724, 2019.

- [42] R. Theagarajan and B. Bhanu, "Defending black box facial recognition classifiers against adversarial attacks," in *Proceedings of the IEEE/CVF Conference on Computer Vision and Pattern Recognition (CVPR) Workshops*, June 2020.
- [43] R. S. Stanković and B. J. Falkowski, "The haar wavelet transform: its status and achievements," *Computers & Electrical Engineering*, vol. 29, no. 1, pp. 25–44, 2003.
- [44] I. Daubechies, "Orthonormal bases of compactly supported wavelets," *Communications on Pure and Applied Mathematics*, vol. 41, no. 7, pp. 909–996, 1988. [Online]. Available: <https://onlinelibrary.wiley.com/doi/abs/10.1002/cpa.3160410705>
- [45] "Biorthogonal bases of compactly supported wavelets," *Communications on Pure and Applied Mathematics*, vol. 45, no. 5, pp. 485–560, 1992. [Online]. Available: <https://onlinelibrary.wiley.com/doi/abs/10.1002/cpa.3160450502>
- [46] O. Ronneberger, P. Fischer, and T. Brox, "U-net: Convolutional networks for biomedical image segmentation," in *International Conference on Medical image computing and computer-assisted intervention*. Springer, 2015, pp. 234–241.
- [47] A. Krizhevsky and G. Hinton, "Learning multiple layers of features from tiny images," Canadian Institute for Advanced Research, Tech. Rep., 2009.
- [48] Y. Netzer, T. Wang, A. Coates, A. Bissacco, B. Wu, and A. Y. Ng, "Reading digits in natural images with unsupervised feature learning," in *NIPS Workshop on Deep Learning and Unsupervised Feature Learning 2011*, 2011. [Online]. Available: http://ufldl.stanford.edu/housenumbers/nips2011_housenumbers.pdf
- [49] A. Kurakin, I. J. Goodfellow, and S. Bengio, "Adversarial examples in the physical world," in *Artificial intelligence safety and security*. Chapman and Hall/CRC, 2018, pp. 99–112.
- [50] A. Madry, A. Makelov, L. Schmidt, D. Tsipras, and A. Vladu, "Towards deep learning models resistant to adversarial attacks," in *International Conference on Learning Representations*, 2018.
- [51] F. Croce and M. Hein, "Reliable evaluation of adversarial robustness with an ensemble of diverse parameter-free attacks," in *International conference on machine learning*. PMLR, 2020, pp. 2206–2216.
- [52] A. Krizhevsky, I. Sutskever, and G. E. Hinton, "Imagenet classification with deep convolutional neural networks," in *Advances in Neural Information Processing Systems*, F. Pereira, C. Burges, L. Bottou, and K. Weinberger, Eds., vol. 25. Curran Associates, Inc., 2012. [Online]. Available: <https://proceedings.neurips.cc/paper/2012/file/c399862d3b9d6b76c8436e924a68c45b-Paper.pdf>
- [53] K. He, X. Zhang, S. Ren, and J. Sun, "Deep residual learning for image recognition," in *Proceedings of the IEEE conference on computer vision and pattern recognition*, 2016, pp. 770–778.
- [54] I. Daubechies, "Ten lectures on wavelets," *Computers in Physics*, vol. 6, pp. 697–697, 1992.
- [55] G. Beylkin, R. R. Coifman, and V. Rokhlin, "Fast wavelet transforms and numerical algorithms i," *Communications on Pure and Applied Mathematics*, vol. 44, pp. 141–183, 1991.
- [56] A. Cohen, I. Daubechies, and J. C. Feauveau, "Biorthogonal bases of compactly supported wavelets," *Communications on Pure and Applied Mathematics*, vol. 45, pp. 485–560, 1992.
- [57] O. Ronneberger, P. Fischer, and T. Brox, "U-net: Convolutional networks for biomedical image segmentation," in *International Conference on Medical image computing and computer-assisted intervention*. Springer, 2015, pp. 234–241.
- [58] D. Yin, R. G. Lopes, J. Shlens, E. D. Cubuk, and J. Gilmer, "A fourier perspective on model robustness in computer vision," in *NeurIPS*, 2019.

Supplementary for

“Data-free Defense of Black Box Models Against Adversarial Attacks”

I. PERFORMANCE OF OUR METHOD (DBMA) USING DIFFERENT WAVELETS

The experiments in the main draft, have used Daubechies wavelets [54] in wavelet noise remover (WNR). Along with Daubechies, several other wavelets are available in the literature that varies in time, frequency, and rate of decay. This section analyzes the effect of different wavelets on the performance of proposed data-free black box defense (DBMA). We perform experiments with Coiflets [55] and Biorthogonal wavelets [56]. Table I summarizes the results obtained with Resnet18 as the defender’s surrogate model and Alexnet-half as the attacker’s surrogate model. We observe a similar performance trend over the adversarial and clean samples on using the different wavelet functions when compared to the Daubechies. This confirms DBMA yields consistent performance irrespective of the choice of the wavelet function used.

TABLE I

ABLATION OVER DIFFERENT CHOICES OF WAVELETS THAT ARE USED IN WAVELET NOISE REMOVER (WNR). THE PERFORMANCE OF DBMA REMAINS CONSISTENT ACROSS DIFFERENT CHOICES OF WAVELET FUNCTIONS.

Surrogate model (Defender)	Surrogate model (Defender)	Black Box Model : Alexnet			
		Surrogate Model (used for defense): Resnet-18			
		clean	BIM	PGD	Auto Attack
Alexnet-half	Biorthogonal	73.27	42.51	41.72	51.11
	Daubechies	73.77	42.71	42.71	50.63
	Coiflets	73.14	42.51	44.22	51.94

II. DBMA USING DIFFERENT MODEL STEALING METHODS

In all the experiments in the main draft, we used the Black Box Ripper (BBR) model stealing method to obtain surrogate model for defense. To demonstrate that our method DBMA can work across different model stealing techniques also, we obtain the defender’s surrogate model using a different model stealing method (DFMS-HL). To get better insights, we analyze the performance of DBMA by varying the model stealing techniques for both attack and defense.

In Table II we observe the clean accuracy is not affected on using different model stealing techniques. DBMA obtains the best performance when the attacker uses BBR to attack while the defense is performed using model stealing DFMS-HL (third row). However, when the attacker uses the DFMS-HL method to create a surrogate model (second and fourth row), the adversarial accuracy decreases by $\approx 7 - 11\%$ across attacks compared to the performance with BBR method used by attacker. For attacks crafted using BBR, the defender’s performance with DFMS-HL remains almost similar to BBR

(first and third rows). These results suggest that the adversarial samples created using the DFMS-HL are stronger than the ones created using BBR method. This aligns with the Sec. 5.6 in the main draft, where we observed a similar trend indicating that the attacks crafted using DFMS-HL are powerful than BBR. Further, we observe that the choice of the defender’s model stealing method does not significantly affect the adversarial and clean accuracy.

Overall, for different model stealing methods, DBMA ensures good clean performance with decent adversarial performance.

TABLE II

PERFORMANCE OF DBMA ACROSS DIFFERENT MODEL STEALING METHODS USED BY DEFENDER AND ATTACKER. DBMA OBTAINS RESPECTABLE PERFORMANCE IRRESPECTIVE OF THE MODEL STEALING TECHNIQUE USED BY EITHER THE DEFENDER OR ATTACKER.

Surrogate model (attacker)	Model stealing (defender)	Model stealing (attacker)	Black Box Model : Alexnet			
			Surrogate Model (defense): Resnet-18			
			clean	BIM	PGD	Auto Attack
Alexnet-half	BBR	BBR	73.77	42.71	42.71	50.63
	BBR	DFMS-HL	73.77	35.4	34.58	43.05
	DFMS-HL	BBR	72.45	42.75	43.08	51.0
	DFMS-HL	DFMS-HL	72.45	32.85	31.86	40.6

III. ARCHITECTURE DETAILS OF REGENERATOR NETWORK

The Regenerator network consists of U-net-based [57] generator with five downsampling and upsampling layers. Each i^{th} downsampling layer has a skip connection to $(n - i)^{th}$ upsampling layer that concatenates channels of i^{th} layer with those at layer $n - i$, n represents number of upsampling and downsampling layers (i.e. $n = 5$). The number of channels in the network’s input and output are the same as the image channels in the training dataset (surrogate data S_d in our case). Each Downsampling layer first filters input through Leaky relu with negative $slope = 0.2$, followed by convolution operation with $kernelsize = 4$, $stride = 2$, and $padding = 1$. The number of output channels for layers 1 to 5 are 64,128,256,512,512 respectively. Upsampling layers start with a Relu layer. Followed by transposed convolution. Each transposed convolution has $kernelsize = 4$, $padding = 1$ and $stride = 2$. The number of output channels for layers 1 to 5 are 1024, 512, 256, 128, and 3 respectively. The output of convolution and deconvolution layers is normalized using instance normalization to avoid ‘instance-specific mean and covariance shifts’. The output of the last upsampling layer is normalized using Tanh normalization to ensure output values lie in the range $[-1, 1]$.

TABLE III

PERFORMANCE OF DBMA WITH AND WITHOUT REGENERATOR NETWORK ACROSS DIFFERENT VALUES OF k . FOR LOW VALUES OF k , REGENERATOR NETWORK IMPROVES BOTH CLEAN AS WELL AS ADVERSARIAL ACCURACY. FOR $k = 16$, SMALL DECREASE IN CLEAN ACCURACY, BUT ADVERSARIAL ACCURACY INCREASES SIGNIFICANTLY.

Surrogate model (attacker)	Coefficients ($k\%$)	Method	Black Box Model : Alexnet Surrogate Model (defense): Resnet-18			
			clean	BIM	PGD	Auto Attack
Alexnet-half	1	WNR	42.75	14.89	13.79	21.41
		WNR + R_n	56.08	30.58 ($\uparrow 15.69$)	30.14 ($\uparrow 16.35$)	37.04 ($\uparrow 15.63$)
	2	WNR	50.17	17.34	16.38	25.36
		WNR + R_n	60.35	34.94 ($\uparrow 17.60$)	34.61 ($\uparrow 18.23$)	41.61 ($\uparrow 16.25$)
	4	WNR	59.14	21.99	20.77	29.43
		WNR + R_n	65.82	39.65 ($\uparrow 17.66$)	39.62 ($\uparrow 18.85$)	46.94 ($\uparrow 17.51$)
	8	WNR	69.89	24.9	23.54	33.04
		WNR + R_n	70.37	41.89 ($\uparrow 16.99$)	42.21 ($\uparrow 18.67$)	49.88 ($\uparrow 16.84$)
	16	WNR	77.92	26.66	24.55	34.02
		WNR + R_n	73.77	42.71 ($\uparrow 16.05$)	42.71 ($\uparrow 18.16$)	50.63 ($\uparrow 16.61$)
	50	WNR	82.58	11.36	8.23	17.34
		WNR + R_n	75.19	33.12 ($\uparrow 21.76$)	31.60 ($\uparrow 23.37$)	40.11 ($\uparrow 22.77$)
Alexnet	1	WNR	42.75	10.20	8.72	15.80
		WNR + R_n	56.08	24.02 ($\uparrow 14.82$)	23.13 ($\uparrow 14.41$)	30.55 ($\uparrow 14.75$)
	2	WNR	50.17	15.37	14.14	21.92
		WNR + R_n	60.34	32.89 ($\uparrow 17.52$)	32.24 ($\uparrow 18.10$)	40.50 ($\uparrow 18.58$)
	4	WNR	59.14	17.54	16.03	25.08
		WNR + R_n	65.82	31.00 ($\uparrow 13.46$)	30.85 ($\uparrow 14.82$)	38.26 ($\uparrow 13.18$)
	8	WNR	69.89	19.65	18.30	27.73
		WNR + R_n	70.37	34.13 ($\uparrow 14.48$)	33.61 ($\uparrow 15.31$)	41.08 ($\uparrow 13.35$)
	16	WNR	77.92	15.98	14.04	21.34
		WNR + R_n	73.77	33.31 ($\uparrow 17.33$)	31.72 ($\uparrow 17.68$)	40.56 ($\uparrow 19.22$)
	50	WNR	82.58	5.58	3.33	10.44
		WNR + R_n	75.19	19.65 ($\uparrow 14.07$)	18.38 ($\uparrow 15.04$)	25.41 ($\uparrow 14.97$)

IV. IMPORTANCE OF REGENERATOR NETWORK

In order to evaluate the effectiveness of proposed Regenerator network R_n in our approach DBMA, we analyze the performance of DBMA with and without R_n for different values of k (i.e. $k=1, 2, 4, 8, 16$ (ours), 50). In Table III, we observe that across different k , appending R_n to the WNR improves the adversarial accuracy against various attacks crafted using Alexnet-half and Alexnet by $\approx 13 - 18\%$. Further, we observe a similar trend for clean accuracy, which also improves on adding R_n to WNR. However, the improvement margin for clean accuracy gradually drops on increasing the value of coefficient percent k . For higher k 's (e.g., $16, 50$), there is a small drop in clean performance using R_n compared to the performance with only WNR but leads to significant increase in adversarial accuracy. This implies regenerator network enhances the output image of WNR to increase the adversarial accuracy. In this process, for smaller values of k , it increases clean accuracy too, but for a large value of k , the decrease in clean accuracy is compensated by the increase in adversarial accuracy to achieve the best trade-off. Combining WNR with the regenerator network at our \hat{k} (i.e., $k = 16$) produces the best adversarial accuracy.

From Table IV, we observe that DBMA with only WNR improves adversarial accuracy with a small drop in clean accuracy compared to baseline. Similarly, with only regenerator network R_n , adversarial accuracy increases compared to the baseline. Also, R_n performs better than WNR. However, using WNR and R_n together in DBMA gives the best adversarial accuracy. Hence this demonstrates the importance of both the defense components (WNR and R_n) in our method DBMA.

TABLE IV

ABLATION ON DEFENSE COMPONENTS OF PROPOSED DBMA AND COMPARISON WITH BASELINE. BOTH THE COMPONENTS INDIVIDUALLY PROVIDE BETTER DEFENSE THAN BASELINE. DBMA YIELDS BEST PERFORMANCE WHEN WNR AND R_n ARE USED TOGETHER.

Surrogate model (attacker)	Defense Components	Black Box Model : Alexnet Surrogate Model (defense): Resnet-18			
		clean	BIM	PGD	Auto Attack
Alexnet-half	Baseline	82.58	7.02	4.53	11.65
	WNR	77.92	26.66 ($\uparrow 19.69$)	24.55 ($\uparrow 20.02$)	34.02 ($\uparrow 22.37$)
	R_n	77.03	29.40 ($\uparrow 22.38$)	28.32 ($\uparrow 23.79$)	37.16 ($\uparrow 25.51$)
	WNR + R_n	73.77	42.71 ($\uparrow 35.69$)	42.71 ($\uparrow 38.18$)	50.63 ($\uparrow 38.98$)
Alexnet	Baseline	82.58	4.17	2.19	8.55
	WNR	77.92	15.98 ($\uparrow 11.81$)	14.04 ($\uparrow 11.85$)	21.34 ($\uparrow 12.79$)
	R_n	77.03	16.52 ($\uparrow 12.35$)	15.09 ($\uparrow 12.9$)	22.40 ($\uparrow 13.85$)
	WNR + R_n	73.77	33.31 ($\uparrow 29.14$)	31.72 ($\uparrow 29.53$)	40.56 ($\uparrow 32.01$)

V. ABLATION ON CHOICE OF SURROGATE ARCHITECTURE

To better analyze the performance of DBMA against different combinations of defender surrogate (S_m^d) and attacker surrogate models (S_m^a), we perform experiments with different choices of surrogate models (i.e., Alexnet-half, Alexnet, and Resnet18). For all the experiments, Alexnet is used as the black box model. For Resnet18 as S_m^d , the wavelet coefficient selection module (WCSM) yields optimal k (\hat{k}) as 16. Similarly, for other choices of S_m^d (i.e., Alexnet and Alexnet-half), we obtain \hat{k} as 15. This shows that the value of \hat{k} is not much sensitive to the choice of architecture of the defender's surrogate model S_m^d . The results are reported in Table V.

We obtain the best performance for Resnet-18 as S_m^d and Alexnet-half as S_m^a (1st row), whereas the lowest for Alexnet-half as S_m^d and Resnet18 as S_m^a (6th row). Further, on carefully observing the results, we deduce some key insights. Clean accuracy remains similar across different choices of surrogate models, but adversarial accuracy depends on the surrogate

TABLE V
 INVESTIGATING THE EFFECT OF SURROGATE MODEL’S ARCHITECTURE (FOR BOTH DEFENDER AND ATTACKER) ON THE PERFORMANCE OF OUR PROPOSED APPROACH (DBMA). WE OBSERVE THAT FOR A GIVEN DEFENDER’S SURROGATE MODEL, THE ATTACK IS STRONGER IF LARGER SURROGATE MODEL IS USED BY THE ATTACKER.

Surrogate model (defender)	Surrogate model (attacker)	Black Box Model : Alexnet			
		clean	BIM	PGD	Auto Attack
Resnet-18	Alexnet-half	73.77	42.71	42.71	50.63
Resnet-18	Alexnet	73.77	33.31	31.72	40.56
Resnet-18	Resnet-18	73.77	22.48	21.93	29.48
Alexnet-half	Alexnet-half	74.94	38.98	39.3	47.83
Alexnet-half	Alexnet	74.94	29.04	27.58	35.37
Alexnet-half	Resnet-18	74.94	20.72	19.11	26.79
Alexnet	Alexnet-half	74.67	40.08	39.6	48.5
Alexnet	Alexnet	74.67	29.49	28.63	36.93
Alexnet	Resnet-18	74.67	21.51	20.24	28.44

model of defender (S_m^d) and attacker (S_m^a).

We observe that the bigger the network size, the more accurate the surrogate models. With accurate surrogate models, the gradients with respect to the input are better estimated. Thus better black-box attacks and defenses can be obtained using the bigger architectures for surrogate models. For better defense, S_m^d should have a relatively higher capacity than S_m^a . This can be confirmed by rows 1, 4, and 7, where the defense becomes more effective on increasing the S_m^d 's capacity against various attacks using Alexnet-half as S_m^a . A similar trend is observed against the attacks crafted using Alexnet and Resnet18. For the other way around, i.e., when S_m^a has relatively higher capacity than S_m^d , more powerful attacks can be crafted. This is evident from rows 1, 2, and 3, where stronger adversarial samples are obtained on increasing the capacity of S_m^a for a given S_m^d . For instance, for Resnet18 as S_m^d , stronger attacks (lower adversarial accuracy) are obtained by using Resnet18 as S_m^a , followed by Alexnet and Alexnet-half. A similar pattern is observed on other choices of S_m^d .

VI. OUR DEFENSE (DBMA) ON LARGER BLACK BOX MODEL

TABLE VI
 PERFORMANCE OF OUR APPROACH DBMA IN DEFENDING THE LARGER BLACK-BOX NETWORK (I.E., RESNET34). WE OBSERVE THAT DBMA SHOWS A CONSISTENT IMPROVEMENT AGAINST THE DIFFERENT ATTACKS WITH A SMALL DROP IN THE CLEAN ACCURACY ACROSS VARIOUS COMBINATION OF DEFENDER AND ATTACKER SURROGATE MODELS.

DBMA	Surrogate Model (Defender)	Surrogate Model (Attacker)	Black Box Model : Resnet34			
			Clean	BIM	PGD	Auto-Attack
X	-	Resnet18	95.66	3.11	1.23	11.82
✓(Ours)	Alexnet	Resnet18	87.06	20.76	17.33	25.11
X	-	Alexnet	95.66	21.36	12.83	27.85
✓(Ours)	Resnet18	Alexnet	88.40	48.16	44.80	56.65

Throughout all our experiments, we used Alexnet as the black-box model B_m . To check the consistency of our approach DBMA across different architecture, especially for bigger and high-capacity networks, we perform experiments using Resnet34 as black-box model and report corresponding results in Table VI. With Resnet18 and Alexnet as the defender’s and attacker’s surrogate model (S_m^d and S_m^a) respectively,

we observe the improvement of $\approx 27 - 32\%$ in adversarial accuracy across attacks compared to baseline (rows 3rd and 4th). With Alexnet as the defender’s surrogate and Resnet18 as the attacker’s surrogate model, we get an improvement of $\approx 17 - 23\%$ across attacks (rows 1st and 2nd). As observed in previous experiments, compared to baseline, clean accuracy drops by $\approx 7 - 8\%$. Overall, across different black box models, our proposed defense DBMA has obtained decent performance. Hence we conclude, DBMA is even effective on bigger black box architectures.

VII. COMPARISON WITH FOURIER TRANSFORM BASED NOISE REMOVAL

Apart from the wavelet transformations, some recent works utilised the fourier transformations to remove the adversarial noise from the adversarial images, and further found it to be effective in denoising [58]. In this section, we do an ablation on our choice of Wavelet-based Noise Remover (WNR) over the other possible choice of fourier-based Noise Remover (FNR).

TABLE VII
 PERFORMANCE OF OUR APPROACH DBMA WITH FOURIER TRANSFORM AND WAVELET TRANSFORM BASED NOISE REMOVAL TECHNIQUE (FNR AND WNR, RESPECTIVELY). WNR DEFENSE OUTPERFORMS THE FNR ACROSS DIFFERENT ATTACKS. ALSO, WNR-BASED DBMA (WNR + R_n) YIELDS MORE SIGNIFICANT GAINS IN PERFORMANCE ON CIFAR10.

Surrogate model (attacker)	Method	Black Box Model : Alexnet Surrogate Model (defense): Resnet-18			
		clean	BIM	PGD	Auto Attack
Alexnet-half	Baseline	82.58	7.02	4.53	11.65
	FNR	79.14	13.30 (↑ 6.28)	10.86 (↑ 6.33)	20.47 (↑ 8.82)
	FNR+ R_n	74.13	28.38 (↑ 21.36)	27.05 (↑ 22.52)	35.47 (↑ 23.82)
	WNR	77.92	26.66 (↑ 19.64)	24.55 (↑ 20.02)	34.02 (↑ 22.37)
	WNR + R_n (Ours)	73.77	42.71 (↑ 35.69)	42.71 (↑ 38.18)	50.63 (↑ 38.98)
Alexnet	Baseline	82.58	4.17	2.19	8.55
	FNR	79.14	5.87 (↑ 1.70)	4.03 (↑ 1.84)	10.97 (↑ 2.42)
	FNR+ R_n	74.13	19.24 (↑ 15.07)	17.88 (↑ 15.69)	24.55 (↑ 16.00)
	WNR	77.92	15.98 (↑ 11.81)	14.04 (↑ 11.85)	21.34 (↑ 12.79)
	WNR + R_n (Ours)	73.77	33.31 (↑ 29.14)	31.72 (↑ 29.53)	40.56 (↑ 32.01)

As observed in recent works [58], adversarial attack affects the high-frequency components more than low-frequency components. Therefore, In FNR we apply a low pass filter on an image with threshold radius \hat{r} . Similar to WCSM, we compute LCR_C , LCR_A , LCR and ROC for different values of r . The optimal value of r (i.e., \hat{r}) is selected at which ROC starts saturating ($\hat{r} = 11$). In Table VII, we observe, compared to baseline, Fourier-based DBMA gives an improvement of $\approx 21 - 34\%$ in adversarial accuracy across attacks for Alexnet half (rows 1 and 3). Compared to Fourier-based DBMA, the results using our wavelet-based DBMA are significantly better in terms of adversarial accuracy (rows 1 and 5) with similar clean performance. Similarly, for Alexnet, Wavelet-based DBMA gives $\approx 16 - 24\%$ better adversarial accuracy compared to Fourier based DBMA across all attacks (rows 8 and 10). Hence, our method wavelet-based DBMA is more robust across different adversarial attacks than Fourier-based DBMA.

VIII. ALGORITHM

Algorithm 1 Algorithm for our proposed method (DBMA)

Input: Black box model B_m , max coefficients k^{max}
Output: \hat{B}_m
Step 1: Model Stealing

 1: Surrogate model S_m , Synthetic data $S_d \leftarrow$ Model Stealing on B_m
Step 2: Wavelet Coefficient Selection Module

 2: Obtain adversarial samples (S_{da}) corresponding to S_d using adversarial attack on S_m

 3: **for** $k = 1 : k^{max}$: **do**

 4: $\bar{S}_{da}^k \leftarrow$ WNR(S_{da}, k)

 5: $N_{flips} = 0$

 6: **for** $i = 1 : (|\bar{S}_{da}^k|)$ **do**

 7: $\bar{x}_{sa}^i \leftarrow \bar{S}_{da}^k[i]$ $\{i^{th} \text{ element of } \bar{S}_{da}^k\}$

 8: $x_s^i \leftarrow S_d[i]$ $\{i^{th} \text{ element of } S_d\}$

 9: **if** $label(B_m(\bar{x}_{sa}^i)) \neq label(B_m(x_s^i))$ **then**

 10: $N_{flips} = N_{flips} + 1$

 11: **end if**

 12: **end for**

 13: $LFR^k = N_{flips} / |S_d|$

 14: **end for**

 15: $\hat{k} = \text{argmin}_k LFR^k$
Step 3: Training Regenerator network (R_n)

 16: $\bar{S}_d^{\hat{k}} \leftarrow$ WNR(S_d, \hat{k})

 17: $\bar{S}_{da}^{\hat{k}} \leftarrow$ WNR(S_{da}, \hat{k})

 18: Initialize R_n^θ

 19: **for** $epoch < MaxEpoch$ **do**

 20: **for** $i = 1 : (|S_d|)$ **do**

 21: $x_s^i \leftarrow S_d[i]$ $\{i^{th} \text{ element of } S_d\}$

 22: $\bar{x}_s^i \leftarrow \bar{S}_d^{\hat{k}}[i]$ $\{i^{th} \text{ element of } \bar{S}_d^{\hat{k}}\}$

 23: $\bar{x}_{sa}^i \leftarrow \bar{S}_{da}^{\hat{k}}[i]$ $\{i^{th} \text{ element of } \bar{S}_{da}^{\hat{k}}\}$

 24: $L_{cs} = CS(S_m(R_n(\bar{x}_{sa}^i)), S_m(x_s^i))$ $\{CS \text{ is cosine similarity}\}$

 25: $L_{kl} = KL(\text{soft}(S_m(R_n(\bar{x}_{sa}^i))), \text{soft}(S_m(R_n(\bar{x}_s^i))))$
 $\{KL \text{ is KL divergence}\}$

 26: $L_{sc} = \|R_n(\bar{x}_s^i) - x_s^i\|_1 + \|R_n(\bar{x}_{sa}^i) - \bar{x}_{sa}^i\|_1$

 27: $L(R_n^\theta) = -\lambda_1 L_{cs} + \lambda_2 L_{kl} + \lambda_3 L_{sc}$

 28: Update R_n^θ by minimizing $L(R_n^\theta)$ using Adam Optimizer

 29: **end for**

 30: **end for**

 31: $\hat{B}_m \leftarrow$ concatenate($WNR(\cdot, \hat{k}), R_n^{\theta^*}, B_m$) $\{\text{The black box model } \hat{B}_m \text{ is used by attacker}\}$

 32: **return** \hat{B}_m

IX. ADVERSARIAL ATTACK PARAMETERS AND TRAINING DETAILS

We evaluate the performance of black box model (B_m) on three adversarial attacks, PGD, BIM and Auto Attack. Parameters used for each attack are summarized in Table VIII.

Training details of Regenerator Network (R_n): The regenerator network is trained with Adam optimizer with learning rate of 0.0002 for 300 epochs. Learning rate is decayed using linear scheduler, where we keep the learning rate fixed for 100 epochs and then linearly decay the rate to zero. Batch size is set to 128.

 TABLE VIII
 ATTACK PARAMETERS FOR DIFFERENT ADVERSARIAL ATTACKS: BIM, PGD AND AUTO ATTACK

Dataset	Attack Parameters	Adversarial Attacks		
		BIM	PGD	Auto Attack
CIFAR-10	ϵ	8/255	8/255	8/255
	ϵ_{step}	0.00156 ($\epsilon/\text{no of iterations}$)	2/255	–
	no of iterations	20	20	–
SVHN	ϵ	4/255	4/255	4/255
	ϵ_{step}	2/255	2/255	–
	no of iterations	20	20	–

X. VISUALIZATION




Fig. 1. Visualization of images: The top row indicates input as clean image and bottom row corresponds to adversarial image. The predictions obtained by the black-box network on inputs: (a) Original clean image (b) Output of wavelet noise remover on clean image (c) Output of WNR with regenerator network (R_n) on clean image (d) Original adversarial image (e) Output of wavelet noise remover (WNR) on adversarial image (f) Output of WNR with regenerator network (R_n) on adversarial Image. Here, the ground truth class is Cat. Our method (DBMA) produces correct output using regenerated image as input.