
ON THE INFORMATIVENESS OF SUPERVISION SIGNALS

A PREPRINT

Ilia Sucholutsky^{1,*}

Raja Marjeh²

Nori Jacoby³

Thomas L. Griffiths^{1,2}

*

¹Department of Computer Science, Princeton University, USA

²Department of Psychology, Princeton University, USA

³Max Planck Institute for Empirical Aesthetics, Germany

ABSTRACT

Learning transferable representations by training a classifier is a well-established technique in deep learning (e.g., ImageNet pretraining), but it remains an open theoretical question why this kind of task-specific pre-training should result in “good” representations that actually capture the underlying structure of the data. We conduct an information-theoretic analysis of several commonly-used supervision signals from contrastive learning and classification to determine how they contribute to representation learning performance and how the dynamics of learning are affected by training parameters such as the number of labels, classes, and dimensions in the training dataset. We validate these results empirically in a series of simulations and conduct a cost-benefit analysis to establish a tradeoff curve that enables users to optimize the cost of supervising representation learning on their own datasets.

1 INTRODUCTION

One of the factors contributing to the success of modern deep learning methods is effective representation learning. Representation learning aims to learn useful latent embeddings of input stimuli. Generally, training a neural network means learning successive layers of representations that, typically, will be used in the final layer to perform some sort of task (e.g., classification). The key decision in implementing a representation-learning framework often revolves around designing a supervision signal for the model by quantifying the similarity between stimuli. Significant work has gone into the design of supervision signals for deep representation learning resulting in a plethora of tasks using contrastive objectives [Chen et al., 2020, Khosla et al., 2020], classification objectives [Huh et al., 2016, Ridnik et al., 2021], reconstruction objectives [Devlin et al., 2018, Kingma and Welling, 2013], and many others [Guo et al., 2019]. In addition, deep representation learning techniques provide exciting new avenues for cognitive science. Specifically, uncovering the structure of human representations by directly training on behavioral data such as similarity judgments can provide a modern alternative to classic methods such as multi-dimensional scaling [Shepard, 1980].

Contrastive learning has been a particularly productive framework for achieving impressive results in learning useful, semantically-meaningful representations. Most contrastive learning frameworks involve training a model on pairs of stimuli with a loss function that rewards pushing together embeddings of similar stimuli and pushing apart the embeddings of dissimilar ones [Chen et al., 2020, Khosla et al., 2020]. However, something akin to contrastive learning also implicitly occurs when a model is trained with a classification objective, since embeddings from the same classes are pushed together in deeper layers while embeddings from different classes are pushed apart. Recent work has shown that models trained on classification tasks can approximate the structure of human latent representations at a fraction of the cost of exhaustively collecting the pairwise-similarity judgments required for conventional contrastive learning [Peterson et al., 2018, Marjeh et al., 2022]. Thus, different representation learning objectives can be applied to many overlapping use-cases, and it is not clear when one objective should be preferred over another.

*Correspondence to: is2961@princeton.edu

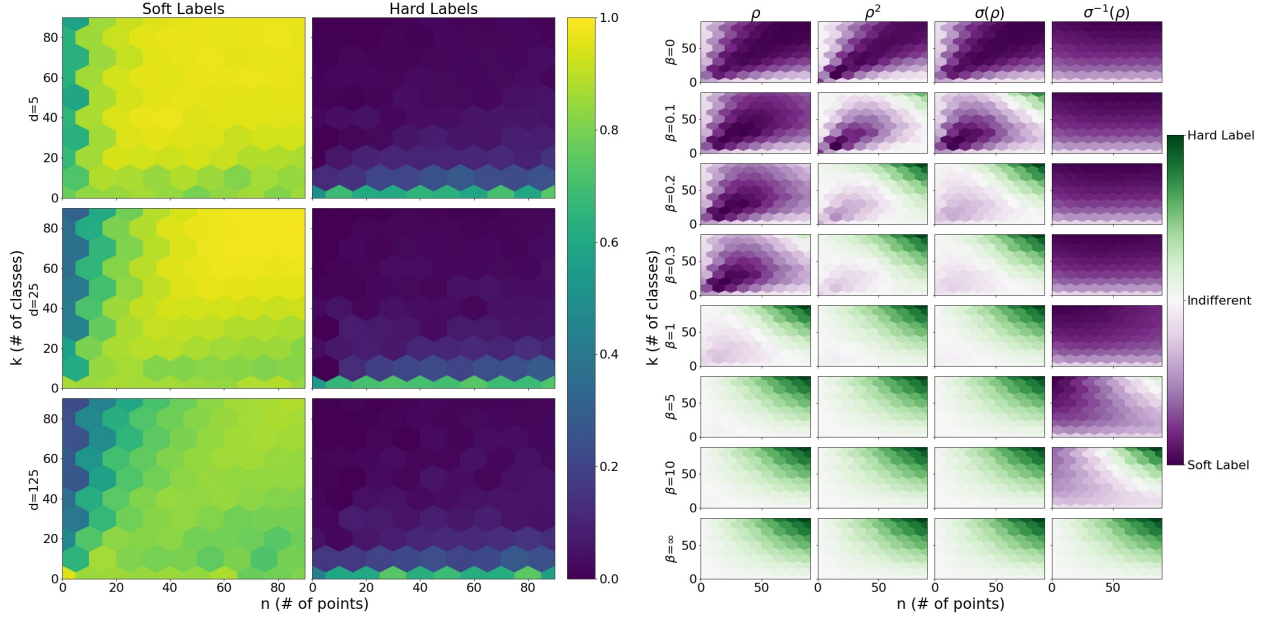


Figure 1: Comparison of performance of soft and hard labels. **Left:** Spearman rank correlation (ρ) of pairwise similarities recovered from running Generalized Nonmetric Multi-Dimensional Scaling on each set of labels when varying latent dimensionality (d), number of points (n), and number of classes (k). **Right:** Supervision signal preference based on subjective utility function ($u(\rho)$), cost weighting parameter (β), number of points (n), and number of classes (k).

1.1 Contributions

In this paper, we perform an information-theoretic analysis of two popular supervision signals from the classification literature – hard labels and soft labels – and quantify their relative (representational) information content by comparing them to similarity triplets (i.e., queries of the form “Is x more similar to y than to z ?”), a popular supervision signal used in contrastive learning and cognitive science [Jamieson and Nowak, 2011, Hoffer and Ailon, 2015]. We relate the quantity of information each signal provides to three common features of machine learning datasets: number of labels, number of classes, and dimensionality. We find that while both hard labels and soft labels provide information about hidden representations, their responses to these three variables are very different (Table 1). We conduct a series of simulations to empirically confirm these results and to determine how the additional information provided by each label translates into better representation learning performance. We also conduct a cost-benefit analysis on soft and hard labels and determine that there is a large gap between them in terms of cost and performance: soft labels are expensive to collect but provide a considerable amount of representational information while hard labels are cheap but fairly uninformative (Figure 1). To close this gap, we consider several types of sparse representations that enable selective interpolation between the soft and hard label regimes (Figures 2, 3). We extend our analysis with these sparse supervision signals to establish a tradeoff curve allowing users to optimize the cost of labeling their datasets for supervised representation learning (Figure 4).

Table 1: Properties of Supervision Signals

Signal	# of constraints	Information ratio	Asymptotic behavior
Hard labels	$n(k-1) + n^2(1 - 1/k)$	$\frac{2n(n+k-1-n/k)}{(n+k)(n+k-1)(n+k-2)}$	$\begin{cases} O(\frac{1}{n}) & n \gg k \\ O(\frac{1}{n}) & n = k \\ O(\frac{1}{k^2}) & n \ll k \end{cases}$
Soft labels	$nk(k-1)/2 + kn(n-1)/2$	$\frac{kn}{(n+k)(n+k-1)}$	$\begin{cases} O(\frac{1}{n}) & n \gg k \\ O(1) & n = k \\ O(\frac{1}{k}) & n \ll k \end{cases}$

2 BACKGROUND

2.1 Motivation

We consider the scenario where a researcher collects an initial set of labels for a small subset of their dataset and wants to use it to optimize the labelling of their entire (large) dataset. The researcher has a number of options for what kind of labels to collect and wishes to maximize representation learning performance while minimizing labelling cost.

2.2 Supervision Signals and Related Work

Throughout this paper, we introduce and discuss a variety of supervision signals. In this section, we provide interpretations of what practical settings these signals correspond to along with a summary of related work for each signal.

Pairwise similarity judgments For every pair of points in the dataset, labelers are asked to rate the similarity on a fixed, bounded scale (e.g., a Likert scale). This signal has a long history of being employed by cognitive scientists to learn about (hidden) human representations of stimuli, typically by using an embedding method like multi-dimensional scaling (MDS) [Shepard, 1980], and more recently can be found in state-of-the-art contrastive learning objectives [Chen et al., 2020, Khosla et al., 2020].

Third-order similarity judgments For every set of three points x, y, z in the dataset, labelers are asked to respond to queries of the form “Is x closer to y than to z ?” This non-metric signal also has a long history in cognitive science literature as a method for learning human representations, often by applying embedding techniques like non-metric MDS [Jamieson and Nowak, 2011, Agarwal et al., 2007, Davenport, 2013]; it is considered to be a more accurate alternative to pairwise similarity judgments as it is easier to compare two lengths than to provide consistent judgments over un-normalized scales. In machine learning literature, this signal is used with triplet networks in the triplet loss [Hoffer and Ailon, 2015, Hermans et al., 2017].

Hard labels For each point in the dataset, labelers are asked to pick a single, most relevant class out of the fixed set of all classes in the dataset. This signal is typically used for classification, though as mentioned above, it can also be used for representation learning via pre-training [Huh et al., 2016, Ridnik et al., 2021].

Soft labels For each point in the dataset, labelers assign proximity or probability to each of the classes in the fixed set of all classes in the dataset. This signal is also typically used for classification and representation learning via pre-training, but it has been shown to be more effective than hard labels, particularly in settings with small data [Xie et al., 2020, Sucholutsky and Schonlau, 2021, Sucholutskv et al., 2021, Malaviya et al., 2022].

Top-class soft labels The researcher picks a subset of size \hat{k} of the classes in the dataset that maximize mutual information (estimated based on the already collected subset). For each point, labelers assign proximity or probability to each of the classes in the fixed set of classes in the subset. While the number of classes can also be reduced by simply taking an arbitrary subset, methods like label coarsening [Hanneman and Lavie, 2011] provide a systematic way of doing this in certain settings.

Sparse soft labels For each point, labelers assign proximity or probability to each of the exactly \hat{k} most relevant classes out of the fixed set of all classes in the dataset. In addition to the connections discussed above for the other soft label variants, this particular variant is also connected to top-k classification [Lapin et al., 2017] and soft vector quantization [Seo and Obermayer, 2003].

Principal component analysis (PCA) labels The experimenter picks \hat{k} new classes – which are in fact mixtures of the original classes from the dataset – that maximize a PCA objective over the initially collected subset [Wold et al., 1987]. For each point, labelers assign proximity or probability to each of the classes in this new fixed set of classes. While technically not a supervision signal that could be collected using conventional methods, we apply PCA to the true hidden representations of the simulated datasets we consider in this paper as a way of estimating the upper bound of what performance a (theoretical) label with \hat{k} components could achieve.

3 RELATIVE INFORMATIVENESS OF SUPERVISION SIGNALS

3.1 Problem Definition

We formalize representation learning as the process of recovering a hidden (low-dimensional) latent structure from a set of (high-dimensional) stimuli (e.g. images). In particular, we focus on the non-metric setting where we want to recover the correct rank order of pairwise distances between all hidden latent vectors. Our goal is to determine which supervision signal is most effective (in terms of both performance and cost) for representation learning.

Consider a set of stimuli $\{x_i\}_{i=1}^n \in \mathbb{R}^d$ with some associated latent representations $\{z_i\}_{i=1}^n \in \mathbb{R}^h$. The distance between each pair of latent vectors induces a relational order over latent pairs and our goal is to find a function $f: \mathbb{R}^d \rightarrow \mathbb{R}^h$ (where typically $h \ll d$) such that it preserves this relational order, that is, $\|f(x_i) - f(x_j)\| \leq \|f(x_i) - f(x_k)\|$ iff $\|z_i - z_j\| \leq \|z_i - z_k\|$. Crucially, the latent vectors are accessible only implicitly via different supervision signals (or queries) such as hard and soft labels. We operationalize the informativeness of different supervision signals as the number of relational constraints that a naive learner can recover based on them (i.e., a learner that attempts to follow the signals as is without applying other geometric constraints such as triangle inequalities).

3.2 Third-order Constraints

Conceptually, when training a neural network for classification, providing a label for a point roughly corresponds to requiring that the network weights should be updated such that the embedding of this point will be **closer to one class than to other classes**. For this analysis, we assume that each class can be represented by its centroid (e.g., each class is unimodal), and so classification labels provide information about proximity of latent vectors to these centroids. When training with batches, providing labels for a batch additionally corresponds to requiring that the centroid of each class be **closer to its associated set of embeddings than to the other embeddings in the batch**. In both cases, neural networks are optimizing constraints of the form “ x is closer to y than to z ,” which we call “third-order constraints”. We now formalize this concept to use it as a measure of information content in labels.

Suppose we have a system with n labels, k classes with centroids C_1, \dots, C_k , and stimuli $\{x_i\}_{i=1}^n$ with latent representations $\{z_i\}_{i=1}^n$. A third-order constraint is an inequality of the form $\|z_a - z_b\| < \|z_a - z_c\|$. This can be rewritten as the query $r_{i,j,k} = \{x \in \mathbb{R}^d : \|f(x_j) - f(x_i)\| < \|f(x_k) - f(x_i)\|\}$, and each such query provides at most one bit of information [Jamieson and Nowak, 2011]. For any set of three stimuli, there are three unique queries: $r_{i,j,k}, r_{j,i,k}, r_{k,i,j}$. Thus, the total number of unique queries for n stimuli is $3\binom{n}{3}$. However, in the case of hard and soft labels, we make queries not only in terms of the n objects but also in terms of the k class centroids. In other words, we are seeking to recover embeddings not only for the n points of interest, but also k additional reference embeddings. As a result, the total number of unique queries in these cases is $3\binom{n+k}{3}$.

3.3 Hard Labels

We define the hard label for stimulus x as a vector l of length k , such that $l_i = 1$ if $i = \arg \min_j (\|f(x) - f(C_j)\|)$ and 0 otherwise. There are two types of third-order queries that we can extract from hard labels. The first is a triplet consisting of a class centroid C_i , a stimulus x_P that is a “positive” example of this class, and a negative example stimulus x_N . The query has the form $\|f(x_P) - f(C_i)\| < \|f(x_N) - f(C_i)\|$. The second type is a triplet consisting of a stimulus x_i , the class centroid that is closest to it (C_P), and another class centroid further away (C_N). This query has the form $\|f(C_P) - f(x_i)\| < \|f(C_N) - f(x_i)\|$. If the hard labels are distributed evenly between k classes, then on average there are n/k stimuli in each class. Then n hard labels give us $n(k-1)$ constraints of the second type and $k(n/k)(n - n/k) = n^2(1 - 1/k)$ constraints of the first type – a total of $n(k-1) + n^2(1 - 1/k)$ constraints.

3.4 Soft Labels

To produce a probability distribution over classes, neural networks often have a softmax activation function after the output layer [Bridle, 1989, Martins and Astudillo, 2016, Krizhevsky et al., 2017]. Accordingly, we define the soft label for a stimulus x as a vector l of length k , such that $l_i = \frac{e^{-\|f(x) - f(C_i)\|}}{\sum_j e^{-\|f(x) - f(C_j)\|}}$. There are again two types of third-order

queries that we can extract from soft labels. The first is a triplet of the form $\|f(x_P) - f(C_i)\| < \|f(x_N) - f(C_i)\|$ where C_i is the centroid of class i and x_P, x_N are two training set points with corresponding soft labels l^P, l^N such that $l_i^P > l_i^N$. The second is a triplet consisting of the form $\|f(x) - f(C_i)\| < \|f(x) - f(C_j)\|$ where x is a training set point corresponding to label l and C_i, C_j are the centroids of classes i, j such that $l_i > l_j$. Our n soft labels thus give us $nk(k-1)/2$ constraints of the second type and $kn(n-1)/2$ of the first.

3.5 Information Ratio

While we now have a measure of how much information each label provides, it is unclear how much information is actually needed to recover “good” representations. Intuitively, we would expect that more information is required when more objects are being embedded (i.e. when $n + k$ increases). We can normalize our results from the previous section to account for this by taking the ratio of the number of constraints we can recover from a set of label to the total number of possible queries. This “information ratio” may be a proxy for how much information we are recovering about the latent representations. We present the information ratios for hard and soft labels in Table 1 along with their asymptotic behavior in three regimes: the many-shot case (where there are many more points than classes), the one-shot case (where there is one point per class; [Fei-Fei et al., 2006]), and the less-than-one-shot case (where there are fewer points than classes; [Sucholutsky and Schonlau, 2021]).

Our results predict three scaling phases for soft labels and two scaling phases for hard labels. In particular, hard labels and soft labels are predicted to have similar asymptotic behavior in the many-shot case which may explaining why pre-training on very large datasets using hard-label classification is effective (e.g. [Huh et al., 2016, Ridnik et al., 2021]). However, soft labels are predicted to have much better representation learning performance in the one-shot and less-than-one-shot cases. Notably, the results predict that in the one-shot case, the quality of representations learned from soft labels should not degrade (as it does in every other case) when the number of points and classes increases.

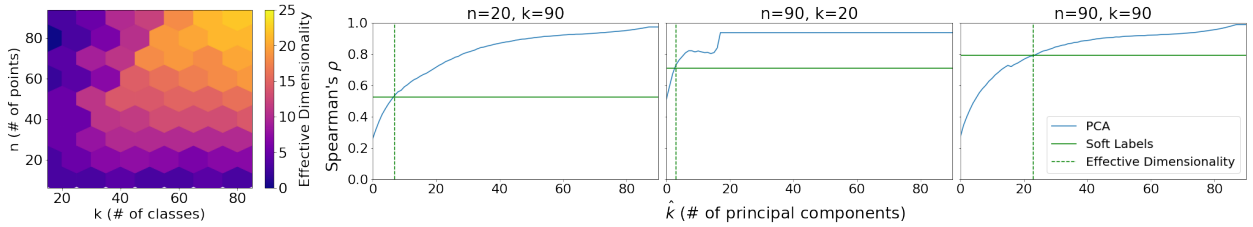


Figure 2: **Left:** Effective dimensionality of soft labels at different combinations of n and k . **Right:** Three examples of PCA curves used to compute effective dimensionality of soft labels for every combination of n and k .

4 SIMULATIONS

We have posited that information ratios are a proxy for representation learning performance and have shown that if this is the case, then soft labels should lead to better performance than hard labels, particularly when there are few labels and many classes. However, we still need to understand how information ratio actually translates to representation learning performance. To that end, we conduct simulations to see the effect of four variables (and their interactions) on representation learning performance: label type (soft or hard), number of points (n), number of classes (k), and latent dimension (d). We consider values of n and k in the range of $[3, 90]$, and $d \in \{5, 25, 125\}$. For each combination of n, k, d we sample a total of n points from Gaussians centered at k randomly sampled centers $C_1, \dots, C_k \in \mathbb{R}^d$.

We compute hard and soft labels for these points using the equations defined above and then mine all third-order constraints of both types from both sets of labels. We apply Generalized Nonmetric Multi-Dimensional Scaling (GNMDS; Davenport [2013]) to both sets of queries to find embeddings that best fit the respective third-order constraints. The Gram matrix outputted by GNMDS can be interpreted as the predicted (unnormalized) pairwise cosine similarities between all $n + k$ points and centroids.

To understand how much information we recover from each of these two sets of queries, we construct a matrix of the true pairwise cosine similarities for the set of all $n + k$ points and class centroids and compute the Spearman rank correlation (ρ) between the upper triangle of the Gram matrices and the ground truth matrix. Thus, a higher ρ corresponds to better recovery of the underlying latent representations.

We visualize the results of the simulations in Figure 1. The results confirm the theoretical findings from the previous section. Specifically, the three phases for soft labels and two phases for hard labels match our analytical results, and a higher information ratio translates into better representation learning performance.

5 COST-BENEFIT TRADEOFFS

We can now construct cost-benefit tradeoff curves to determine when a user would prefer to use one signal over the other. Suppose we define ρ as above, and subjective utility as $U(\rho)$. This utility function can take many forms (e.g.,

$U(\rho) = b\rho$ or $b\sigma(\rho)$ where σ is the sigmoid function and $b > 0$, etc.). If we assume that the cost of collecting a soft label over k classes is about k times more expensive than collecting a hard label, we can define the subjective loss function as $L_s = C(s) - U(\rho)$, where $C(s) = cn$ if $s \in S_{hard}$ and cnk if $s \in S_{soft}$. This is equivalent to optimizing $\hat{L} = \frac{c}{b}\hat{c}(s) - \hat{u}(\rho)$ which we can re-parametrize to a form reminiscent of the information bottleneck [Tishby et al., 2000]: $\hat{L} = \beta\hat{c}(s) - \hat{u}(\rho)$. Since we have shown that the information ratio, which we define as $\hat{\rho}$, can provide us with an estimate for ρ , we can also replace $U(\rho)$ by $U(\hat{\rho})$.

We investigate cost-benefit tradeoffs by varying β, \hat{u} and visualize the results for several combinations of these two variables in Figure 1. While the results depend greatly on choice of \hat{u} , a few regularities emerge. First, in all cases, regardless of β , when the number of classes (k) or the number of points (n) is low, soft labels are roughly as preferred as, or more preferred, than hard labels. Second, when there is an emphasis on cost (i.e. high β), hard labels become preferable as n and k both increase, but when the emphasis is on performance (i.e. low β), soft labels remain preferable as n and k increase.

6 LABEL OPTIMIZATION

6.1 Effective Dimensionality of Soft Labels

While soft labels appear to be more informative than hard labels, they are not necessarily an optimal encoding for efficiently communicating information about representations. In order to study how an optimal encoding might perform, we run principal component analysis (PCA) on our simulated datasets and observe the effects of varying the number of principal components that are retained (\hat{k}). The resulting performance curves provide an approximate upper bound on how well any set of vectors of length \hat{k} (e.g. a set of soft labels) can communicate information about representations.

We can also use these curves to understand how efficient our soft labels are at this task. Specifically, we define the “effective dimensionality” of a set of soft labels as the minimum number of PCs (\hat{k}) necessary to achieve the same representation learning performance as when using the soft labels in the way we described in the previous section.

In Figure 2, we visualize the effective dimensionality of soft labels for different combinations of n and k along with several examples of the PCA curves. We found a strong positive correlation between information ratio and effective dimensionality ($r = 0.734, p < 10^{-15}$) which provides further evidence that information ratio is a useful metric for evaluating representation learning signals and predicting their performance.

6.2 Label Sparsity

Since the effective dimensionality of soft labels appears to generally be much lower than the number of components of each soft label (k), this suggests that soft labels are an inefficient encoding for representational information, potentially due to redundancy. We now investigate two methods for remedying this inefficiency by introducing sparsity into soft labels in a disciplined manner.

The first method, which we call “top-class soft labels”, is to introduce sparsity globally by ignoring classes that are the least informative across the entire dataset. Formally, we construct a matrix X where the i -th row correspond to the i -th soft label and the j -th column corresponds to the j -th class, and estimate the mutual information between each column and the ground-truth similarity matrix. We then keep only the top \hat{k} most informative columns and set the rest to 0.

The second method, which we call “sparse soft labels”, is to introduce sparsity locally by ignoring classes that are least informative for each point. Formally, we again construct a matrix X as above, but now for each row, we individually keep only the \hat{k} largest components and set the rest to 0. These two methods provide a way to reduce the cost of collecting soft labels, while retaining much of the information.

In Figure 3, we visualize representation learning performance when using PCA, sparse labels, or top-class labels at different levels of sparsity. While sparse labels consistently outperform top-class labels (which is to be expected since sparse labels provide finer control over how sparsity is induced), we note that there is also a gap between PCA and sparse labels. This again suggests that it may be possible to design more effective labeling methods than soft labels, potentially by defining a search space over possible classes and applying a procedure like PCA to optimize over it. We leave this as a promising direction for future work.

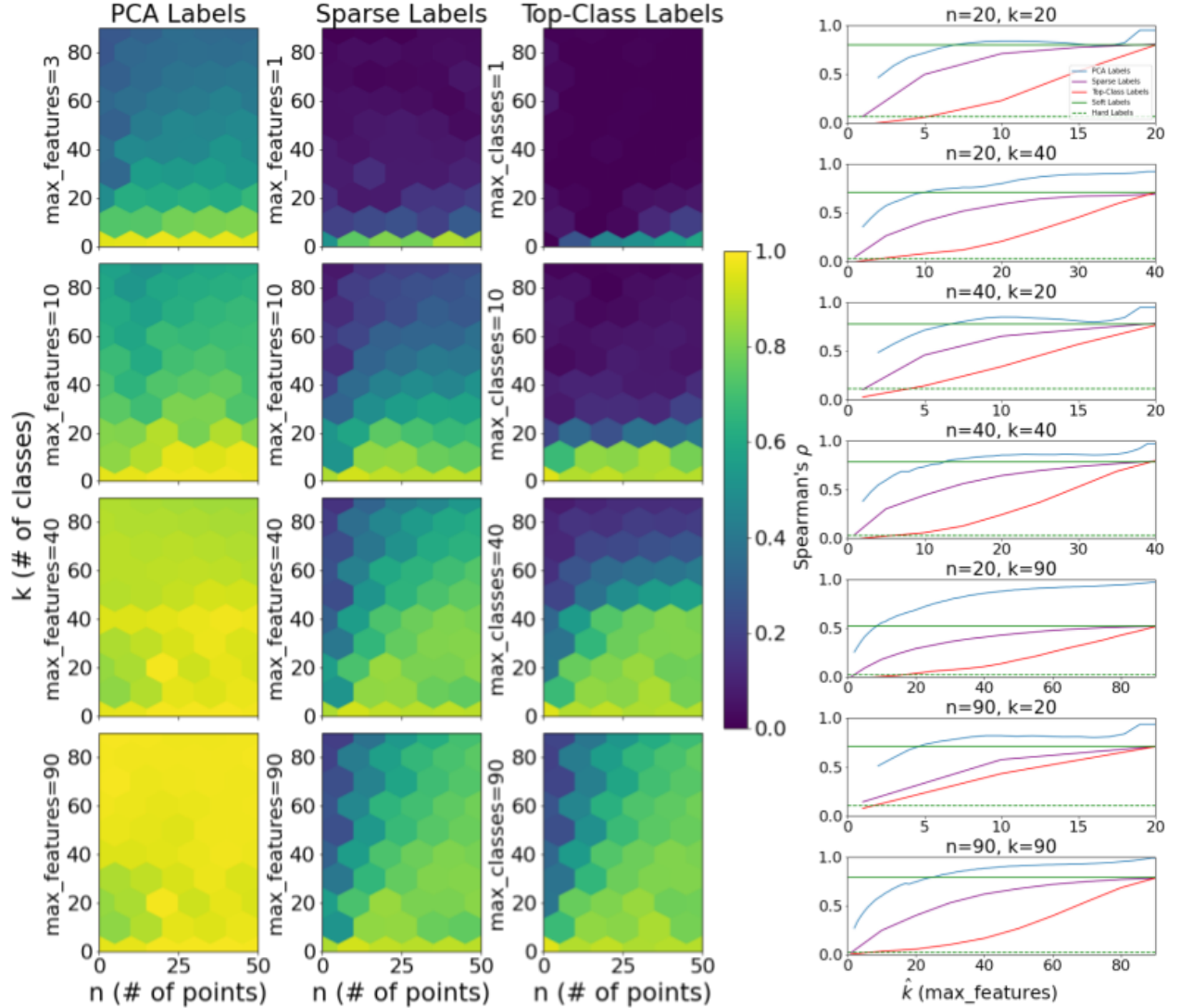


Figure 3: Label sparsity. **Left:** Spearman rank correlation (ρ) of pairwise similarities recovered PCA labels, sparse labels, and top-class labels when varying the maximum number of features/classes in the labels (\hat{k}), number of points in the dataset (n), and number of classes in the dataset (k). **Right:** Comparison of sparsity curves for PCA labels (blue), sparse labels (purple), and top-class labels (red) for several combinations of n and k . Straight lines correspond to soft label (solid green) and hard label (dashed green) performance.

6.3 Optimizing Label Collection

Since top-class and sparse labels provide a way to selectively interpolate between the soft label and hard label regime, we can now use sparsity to optimize the cost-benefit tradeoff curves discussed above. We use the same loss functions as above with several combinations of cost parameter β and utility function μ , but we now apply them to top-class and sparse labels at various levels of sparsity (\hat{k}). In Figure 4, we visualize a number of these cost-benefit tradeoff curves. By picking the \hat{k} that corresponds to minimal loss, we can now optimize our label collection to minimize cost while maximizing performance. The results suggest that using sparse labels and picking the right sparsity can often provide big gains as opposed to using either hard labels or regular (dense) soft labels.

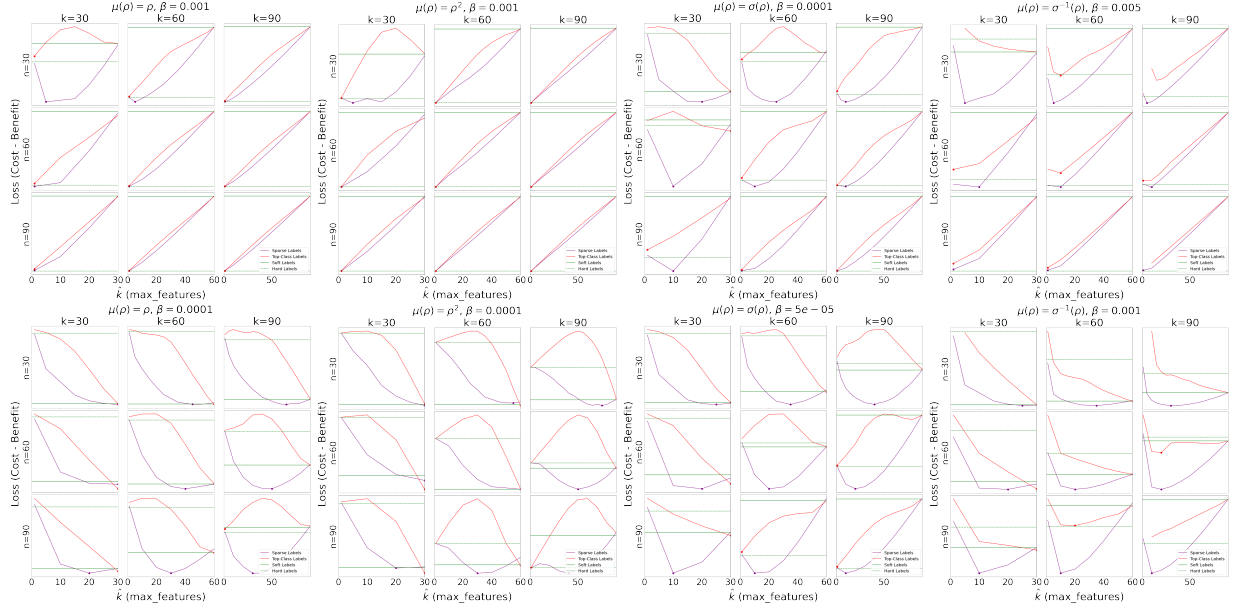


Figure 4: Loss curves for soft labels (solid green), sparse labels (purple), top-class labels (red), and hard labels (dashed green) based on subjective utility function ($u(\rho)$), cost weighting parameter (β), sparsity (\hat{k}), number of points (n), and number of classes (k). Global minima for sparse labels and top-class labels are marked with a point.

7 CONCLUSION

In this paper, we have provided theoretical grounding for how hidden representations can be recovered through supervised classification, and we have related the quality of these recovered representations to training parameters like number of labels, classes, and dimensions. We found that while hard labels and soft labels provide comparable amounts of information in the many-examples-but-few-classes regime, soft labels become increasingly preferable when the number of classes increases or the number of labels decreases. Our findings explain why, for example, pre-training a classifier on ImageNet1K (1,000 classes) or ImageNet21k (21,000 classes) using hard labels may lead to decent transfer learning performance [Huh et al., 2016, Ridnik et al., 2021] but pre-training with (a form of) soft labels may lead to even better transfer learning performance [Xie et al., 2020].

We note that in our analysis we made no assumptions about the data distribution in stimulus space, nor the function $f(x_i) = z_i$ that maps from stimulus space to hidden representations, but when training neural networks we often assume some level of stability or invariance (i.e., a small perturbation in pixel space does not lead to drastically different perception of the image). When satisfied, assumptions about stability or invariance, often called “inductive biases,” allow learners to extract additional information from training examples, sometimes even in an unsupervised way when no labels are present. As a result, our analysis here can be considered as a sort of lower-bound on how much information about hidden representations a labeled training dataset can provide. We also examined each supervision signal in isolation, assuming that only labels of one type are collected. A promising future direction would be to analyze additional sources of information (inductive biases, other supervision signals, etc.) as well as the interactions between them.

Notwithstanding these limitations, our analysis of hard labels and soft labels, as well as sparse labels that interpolate between them, already enables researchers to develop cost-benefit tradeoff curves in order to optimize the cost of labeling their datasets for supervised representation learning.

Acknowledgments

This work was supported by an ONR grant (N00014-18-1-2873) to TLG and an NSERC fellowship (567554-2022) to IS.

References

- Sameer Agarwal, Josh Wills, Lawrence Cayton, Gert Lanckriet, David Kriegman, and Serge Belongie. Generalized non-metric multidimensional scaling. In *Proceedings of the Eleventh International Conference on Artificial Intelligence and Statistics*, pages 11–18, 2007.
- John Bridle. Training stochastic model recognition algorithms as networks can lead to maximum mutual information estimation of parameters. *Advances in neural information processing systems*, 2, 1989.
- Ting Chen, Simon Kornblith, Mohammad Norouzi, and Geoffrey Hinton. A simple framework for contrastive learning of visual representations. In *International conference on machine learning*, pages 1597–1607, 2020.
- Mark A. Davenport. Lost without a compass: Nonmetric triangulation and landmark multidimensional scaling. In *2013 5th IEEE International Workshop on Computational Advances in Multi-Sensor Adaptive Processing (CAMSAP)*, pages 13–16, 2013.
- Jacob Devlin, Ming-Wei Chang, Kenton Lee, and Kristina Toutanova. BERT: Pre-training of deep bidirectional transformers for language understanding. *arXiv preprint arXiv:1810.04805*, 2018.
- Li Fei-Fei, R. Fergus, and P. Perona. One-shot learning of object categories. *IEEE Transactions on Pattern Analysis and Machine Intelligence*, 28(4):594–611, 2006.
- Wenzhong Guo, Jianwen Wang, and Shiping Wang. Deep multimodal representation learning: A survey. *IEEE Access*, 7:63373–63394, 2019.
- Greg Hanneman and Alon Lavie. Automatic category label coarsening for syntax-based machine translation. In *Proceedings of Fifth Workshop on Syntax, Semantics and Structure in Statistical Translation*, pages 98–106, 2011.
- Alexander Hermans, Lucas Beyer, and Bastian Leibe. In defense of the triplet loss for person re-identification. *arXiv preprint arXiv:1703.07737*, 2017.
- Elad Hoffer and Nir Ailon. Deep metric learning using triplet network. In *International workshop on similarity-based pattern recognition*, pages 84–92, 2015.
- Minyoung Huh, Pulkit Agrawal, and Alexei A Efros. What makes ImageNet good for transfer learning? *arXiv preprint arXiv:1608.08614*, 2016.
- Kevin G Jamieson and Robert D Nowak. Low-dimensional embedding using adaptively selected ordinal data. In *2011 49th Annual Allerton Conference on Communication, Control, and Computing (Allerton)*, pages 1077–1084. IEEE, 2011.
- Prannay Khosla, Piotr Teterwak, Chen Wang, Aaron Sarna, Yonglong Tian, Phillip Isola, Aaron Maschinot, Ce Liu, and Dilip Krishnan. Supervised contrastive learning. *Advances in Neural Information Processing Systems*, 33: 18661–18673, 2020.
- Diederik P Kingma and Max Welling. Auto-encoding variational Bayes. *arXiv preprint arXiv:1312.6114*, 2013.
- Alex Krizhevsky, Ilya Sutskever, and Geoffrey E Hinton. Imagenet classification with deep convolutional neural networks. *Communications of the ACM*, 60(6):84–90, 2017.
- Maksim Lapin, Matthias Hein, and Bernt Schiele. Analysis and optimization of loss functions for multiclass, top-k, and multilabel classification. *IEEE transactions on pattern analysis and machine intelligence*, 40(7):1533–1554, 2017.
- Maya Malaviya, Ilia Sucholutsky, Kerem Oktar, and Thomas L Griffiths. Can humans do less-than-one-shot learning?, Jun 2022. URL <https://escholarship.org/uc/item/486752zx>.
- Raja Marjeh, Pol van Rijn, Ilia Sucholutsky, Theodore R Sumers, Harin Lee, Thomas L Griffiths, and Nori Jacoby. Words are all you need? capturing human sensory similarity with textual descriptors. *arXiv preprint arXiv:2206.04105*, 2022.
- Andre Martins and Ramon Astudillo. From softmax to sparsemax: A sparse model of attention and multi-label classification. In *International conference on machine learning*, pages 1614–1623, 2016.
- Joshua C Peterson, Joshua T Abbott, and Thomas L Griffiths. Evaluating (and improving) the correspondence between deep neural networks and human representations. *Cognitive science*, 42(8):2648–2669, 2018.
- Tal Ridnik, Emanuel Ben-Baruch, Asaf Noy, and Lihi Zelnik-Manor. Imagenet-21k pretraining for the masses. *arXiv preprint arXiv:2104.10972*, 2021.
- Sambu Seo and Klaus Obermayer. Soft learning vector quantization. *Neural computation*, 15(7):1589–1604, 2003.
- Roger N Shepard. Multidimensional scaling, tree-fitting, and clustering. *Science*, 210(4468):390–398, 1980.

- Ilia Sucholutsky, Nam-Hwui Kim, Ryan P Browne, and Matthias Schonlau. One line to rule them all: Generating lo-shot soft-label prototypes. In *2021 International Joint Conference on Neural Networks (IJCNN)*, pages 1–8. IEEE, 2021.
- Ilia Sucholutsky and Matthias Schonlau. ‘Less than one’-shot learning: Learning n classes from $m < n$ samples. *Proceedings of the AAAI Conference on Artificial Intelligence*, 35(11):9739–9746, 2021.
- Naftali Tishby, Fernando C Pereira, and William Bialek. The information bottleneck method. *arXiv preprint physics/0004057*, 2000.
- Svante Wold, Kim Esbensen, and Paul Geladi. Principal component analysis. *Chemometrics and intelligent laboratory systems*, 2(1-3):37–52, 1987.
- Qizhe Xie, Minh-Thang Luong, Eduard Hovy, and Quoc V. Le. Self-training with noisy student improves imagenet classification. In *Proceedings of the IEEE/CVF Conference on Computer Vision and Pattern Recognition (CVPR)*, 2020.