

# Detecting an Intermittent Change of Unknown Duration

Grigory Sokolov<sup>a</sup>, Valentin S. Spivak<sup>b</sup>, and Alexander G. Tartakovsky<sup>c</sup>

<sup>a</sup>Xavier University, Cincinnati, OH, USA; <sup>b</sup>Space Informatics Laboratory, Moscow Institute of Physics and Technology, Dolgoprudny, Moscow Region, Russia; <sup>c</sup>AGT StatConsult, Los Angeles, California, USA

## ARTICLE HISTORY

Compiled April 11, 2023

## ABSTRACT

Oftentimes in practice, the observed process changes statistical properties at an unknown point in time and the duration of a change is substantially finite, in which case one says that the change is intermittent or transient. We provide an overview of existing approaches for intermittent change detection and advocate in favor of a particular setting driven by the intermittent nature of the change. We propose a novel optimization criterion that is more appropriate for many applied areas such as the detection of threats in physical-computer systems, near-Earth space informatics, epidemiology, pharmacokinetics, etc. We argue that controlling the local conditional probability of a false alarm, rather than the familiar average run length to a false alarm, and maximizing the local conditional probability of detection is a more reasonable approach versus a traditional quickest change detection approach that requires minimizing the expected delay to detection. We adopt the maximum likelihood (ML) approach with respect to the change duration and show that several commonly used detection rules (CUSUM, window-limited CUSUM, and FMA) are equivalent to the ML-based stopping times. We discuss how to choose design parameters for these rules and provide a comprehensive simulation study to corroborate intuitive expectations.

## KEYWORDS

Intermittent change detection; change-point detection; sequential detection; window-limited CUSUM; FMA

## 1. Introduction

The problem of detecting intermittent (or transient) changes is motivated by a variety of applications such as aerospace navigation and flight systems integrity monitoring (Tartakovsky, Nikiforov, and Basseville 2014, Ch 11), cyber-security Debar, Dacier, and Wespi (1999); Ellis and Speed (2001); Kent (2000); Peng, Leckie, and Ramamohanarao (2004); Tartakovsky et al. (2006a,b); Tartakovsky (2014), identification of terrorist activity Raghavan, Galstyan, and Tartakovsky (2013), industrial monitoring Duncan (1986); Jeske et al. (2018a), air pollution monitoring Mana et al. (2022), radar, sonar, and electrooptics surveillance systems Bar-Shalom and Li (1993); Blackman, Dempster, and Broida (1993); Jeske et al. (2018b); Tartakovsky (2002); Tartakovsky and Brown (2008), (Tartakovsky 2020, Ch 8). As a result, it has been of interest to many practitioners for some time. However, in contrast to classical quickest change-point detection, where one's aim is to detect persistent changes in the distribu-

tion of the signal as quickly as possible, minimizing the expected delay to detection assuming the change is in effect (see, e.g., Tartakovsky, Nikiforov, and Basseville (2014); Tartakovsky (2020) and references therein) a lot fewer publications are devoted to the sequential detection of intermittent changes Wang and Willett (2005b,a); Ortner and Nehorai (2007); Guépié, Fillatre, and Nikiforov (2012); Moustakides (2014); Guépié, Fillatre, and Nikiforov (2017); Rovatsos, Zou, and Veeravalli (2017); Mana, Guépié, and Nikiforov (2023).

As opposed to the classical change-point detection problem, transient changes only last for a finite (often short) time. Several main scenarios motivate intermittent change detection. In one of them, the under-change mode lasts for a finite and unknown (possibly random) time and can be detected with a certain delay even after it ends. Examples of such scenarios may be air pollution, water contamination, and pharmacokinetics/dynamics. In such a case, the standard approach to detecting changes that prescribes minimizing an average detection delay with a given false alarm rate may be appropriate. Another scenario is when a change is associated with a critical anomaly like a threat (a terrorist physical or computer attack, military targets/threats, etc.) that appears and disappears at unknown points in time and should be detected not only as soon as possible but with a delay not bigger than a prescribed value. In this second case, if the change is detected with a delay larger than a given time-to-alert, then it is considered completely missed. For example, if a threat hits an object, then it is too late to detect it. In this case, a conventional quickest change detection problem setup is not appropriate; rather, one aims to maximize the probability of detection within a prescribed time (or space) interval for a given false alarm rate. There is also a third scenario where the change may last very long but still it may be required to detect it in a fixed relatively short interval while maximizing the probability of detection. An example is target track initiation which should be performed in a very short interval, while tracks last a very long time and should be estimated with maximal possible accuracy (see, e.g., Spivak and Tartakovsky (2020)). Therefore, in some cases, taking the quickest detection approach (Ebrahimzadeh and Tchamkerten (2015); Zou, Fellouris, and Veeravalli (2017a,b); Rovatsos, Zou, and Veeravalli (2017)) may seem reasonable; in other cases, it can be argued (Broder and Schwartz (1990); Mei (2008); Tartakovsky (2008); Bakhache and Nikiforov (2000); Tartakovsky, Nikiforov, and Basseville (2014); Tartakovsky (2020)) that a substantially different criterion is called for. Specifically, one’s objective would be to develop and study detection rules that locally maximize the probability of detection (rather than its speed) subject to a constraint on the local probability of false alarm. As in Tartakovsky (2020); Tartakovsky et al. (2021b), we call this approach *reliable* change-point detection.

In this work, we consider the case that the change duration is unknown (focusing on the case that it is deterministic) and examine how the maximum likelihood ratio approach for various degrees of information on the duration of the intermittent change yields some well-known change detection rules. Specifically, we consider three detection procedures: Cumulative Sum (CUSUM) procedure, window-limited CUSUM, and finite moving average (FMA) procedure, and compare their performance in terms of the probability of detection versus the probability of false alarm.

This paper continues the research on reliable change detection along the lines started by Guépié, Fillatre, and Nikiforov (2017); Tartakovsky (2020); Berenkov, Tartakovsky, and Kolessa (2020); Mana, Guépié, and Nikiforov (2023) and its contribution is as follows:

- (1) We propose a new optimality criterion for reliable change detection of intermit-

- tent changes that maximizes the local conditional probability of detection for a given local conditional probability of false alarm (PFA).
- (2) We show that the conditional PFA criterion is the most stringent compared to other popular ones such as controlling average run length (ARL) to false alarm or unconditional PFA.
  - (3) We use the maximum likelihood (ML) principle in the context of intermittent change detection to derive three popular rules, propose a modification of the FMA detection algorithm driven by its ML origins and show that it has better operating characteristics compared to the standard one.
  - (4) We propose ways to design the aforementioned rules. In particular, for CUSUM we adapt the integral equations framework and develop efficient numerical methods that allow for an almost precise evaluation of its operating characteristics. For window-limited rules, we provide the means to control (upper-bound) their local conditional PFA and perform a simulation study to examine its accuracy.
  - (5) We validate our analysis and compare CUSUM, window-limited CUSUM, and two FMA algorithms through numerical results.

The rest of the paper is organized as follows. In Section 2, we discuss various formulations of transient change detection problems and how they relate to each other. We propose one particular formulation and lay the common ground for the remainder of the paper. In Section 3, we take the maximum likelihood approach to derive three rules commonly seen in literature in the context of detecting transient changes: CUSUM, window-limited CUSUM, and FMA. We further propose a modification of FMA driven by the maximum-likelihood nature of this rule. In Section 4, we propose methods for the choice of design parameters for the rules under investigation, each driven by the specific nature of its detection statistic. In Section 5, we perform a numerical study for CUSUM, and a Monte Carlo simulation for window-limited CUSUM and FMA, to assess their operating characteristics and the accuracy of the theoretical bounds/approximations. Lastly, in Section 6 we draw conclusions and discuss other avenues for advancing the field of transient change detection.

## 2. Change detection formulations

Before we proceed to address the optimization problem associated with intermittent change detection, we provide a brief overview of different ways to look at a large class of change detection criteria. We investigate the differences and common features of various approaches and justify why we focus on a particular one.

### 2.1. *The general model*

We start with a sequence of observations  $Y_1, Y_2, \dots$ . At some unknown moment in time  $\nu \in \{0, 1, 2, \dots\}$  the distribution of the observations may undergo a change that lasts for an unknown time  $N$  (random or deterministic). More specifically,  $\nu$  denotes the serial number of the last pre-change observation, i.e.,  $Y_{\nu+1}$  is the first under-change observation and  $Y_{\nu+N}$  is the last under-change observation. Let  $\mathbf{Y}^k = (Y_1, \dots, Y_k)$  denote the first  $k$  observations and  $\mathcal{F}_k = \sigma(\mathbf{Y}^k)$  denote the corresponding filtration.

The joint density  $p_\nu(\cdot | N = n)$  of the first  $k$  observations is of the form

$$\begin{aligned}
p_\nu(\mathbf{Y}^k | N = n) &= \prod_{t=1}^k g(Y_t | \mathbf{Y}^{t-1}) \quad \text{for } k \leq \nu, \\
p_\nu(\mathbf{Y}^k | N = n) &= \prod_{t=1}^{\nu} g(Y_t | \mathbf{Y}^{t-1}) \times \prod_{t=\nu+1}^k f(Y_t | \mathbf{Y}^{t-1}) \quad \text{for } \nu < k \leq \nu + n, \\
p_\nu(\mathbf{Y}^k | N = n) &= \prod_{t=1}^{\nu} g(Y_t | \mathbf{Y}^{t-1}) \times \prod_{t=\nu+1}^{\nu+n} f(Y_t | \mathbf{Y}^{t-1}) \times \prod_{t=\nu+n+1}^k g(Y_t | \mathbf{Y}^{t-1}) \\
&\quad \text{for } k > \nu + n,
\end{aligned} \tag{1}$$

where  $g(Y_t | \mathbf{Y}^{t-1})$  is the pre-change and  $f(Y_t | \mathbf{Y}^{t-1})$  is the under-change conditional densities, respectively.

In what follows, we write  $\mathbb{P}_\nu(\cdot | N = n)$  for the probability measure for the whole sequence  $\{Y_t, t \geq 1\}$  for each last pre-change index  $\nu \geq 0$  and change duration  $N = n$ , under which the observed sequence has density  $p_\nu(\cdot | N = n)$  defined in (1). Let  $\mathbb{E}_\nu(\cdot | N = n)$  denote the corresponding expectation. We write  $\mathbb{P}_\infty$  and  $\mathbb{E}_\infty$  for the probability measure and the corresponding expectation under the assumption that the change never happens ( $\nu = \infty$ ).

A change detection procedure  $T$  is a stopping time with respect to the filtration  $\{\mathcal{F}_k\}_{k \geq 1}$ , i.e.,  $\{T = k\} \in \mathcal{F}_k$ . The ultimate goal is to find a stopping time that is “best” at detecting the intermittent change subject to certain constraints. We explore various approaches for measuring false alarms and correct detection in the next subsections to explain what exactly we understand by “best” and to properly formulate the optimization problem.

## 2.2. Specific i.i.d. formulation

Throughout the rest of the paper, we consider the case that observations are independent and each observation shares the same density  $g$  under the nominal regime and a different density  $f$  when the change is in effect (see the diagram below).

$$\underbrace{Y_1, \dots, Y_\nu}_{\text{i.i.d., } g}, \quad \underbrace{Y_{\nu+1}, \dots, Y_{\nu+N}}_{\text{i.i.d., } f}, \quad \underbrace{Y_{\nu+N+1}, \dots}_{\text{i.i.d., } g}.$$

In this special case, the general non-i.i.d. model given in (1) takes the form

$$\begin{aligned}
p_\nu(\mathbf{Y}^k | N = n) &= \prod_{t=1}^k g(Y_t) \quad \text{for } k \leq \nu, \\
p_\nu(\mathbf{Y}^k | N = n) &= \prod_{t=1}^{\nu} g(Y_t) \times \prod_{t=\nu+1}^k f(Y_t) \quad \text{for } \nu < k \leq \nu + n, \\
p_\nu(\mathbf{Y}^k | N = n) &= \prod_{t=1}^{\nu} g(Y_t) \times \prod_{t=\nu+1}^{\nu+n} f(Y_t) \times \prod_{t=\nu+n+1}^k g(Y_t) \quad \text{for } k > \nu + n,
\end{aligned} \tag{2}$$

so that under the probability measure  $P_\nu(\cdot \mid N = n)$  observations  $Y_1, \dots, Y_\nu$  and  $Y_{\nu+N+1}, Y_{\nu+N+2}, \dots$  are i.i.d. with density  $g$  and independent of  $Y_{\nu+1}, \dots, Y_{\nu+N}$ , which are i.i.d. with density  $f$ .

The stopping times we consider are based on the maximal likelihood ratio approach. To facilitate their presentation, introduce the instantaneous likelihood ratios (LR)

$$\Lambda_k = f(Y_k)/g(Y_k) \quad \text{for } k = 1, 2, \dots, \quad (3)$$

and the instantaneous log-likelihood ratios  $\lambda_k = \log(\Lambda_k)$ .

Although problem formulation in Sections 2.3 and 2.5, as well as the definition of the stopping times in Section 3, applies to the general model (1), the specific form of their detection statistics as well as results presented in Sections 4 and 5 assume the i.i.d. model (2).

### 2.3. Classes of procedures

For the comparison between different rules to be fair, one restricts oneself to a certain class of procedures. We review three such classes. Before we proceed, we introduce three conventional performance measures for an arbitrary stopping time  $T$  under the no-change assumption: (i) average run length to false alarm (ARL); (ii) local unconditional probability of false alarm (LPFA $^*_m$ ); and (iii) local conditional probability of false alarm (LPFA $_m$ ). Specifically,

$$\begin{aligned} \text{ARL}(T) &= E_\infty(T), \\ \text{LPFA}^*_m(T) &= \sup_{\ell \geq 0} P_\infty(\ell < T \leq \ell + m), \\ \text{LPFA}_m(T) &= \sup_{\ell \geq 0} P_\infty(T \leq \ell + m \mid T > \ell). \end{aligned}$$

The first, average run length to false alarm (ARL), commonly appears in persistent change-point detection ( $N = \infty$ ) when one searches for an optimal stopping time in the class of stopping times

$$\mathbb{C}_\gamma = \{T : \text{ARL}(T) \geq \gamma\}, \quad (4)$$

for some  $\gamma \geq 1$ . However, this class is appropriate only if the  $P_\infty$ -distribution of the stopping time  $T$  is close to geometric, and may become inappropriate for intermittent change detection (see, e.g., Mei (2008); Tartakovsky (2008); Tartakovsky, Nikiforov, and Basseville (2014); Tartakovsky (2020)).

The following alternatives address this issue by focusing on constraining local probability of false alarm (unconditional and conditional, respectively):

$$\mathbb{C}^*(m, \alpha) = \{T : \text{LPFA}^*_m(T) \leq \alpha\}, \quad (5)$$

$$\mathbb{C}(m, \alpha) = \{T : \text{LPFA}_m(T) \leq \alpha\}, \quad (6)$$

for some  $m \geq 1$  and  $0 < \alpha < 1$ .

Let us look into the relationship between the three classes. It turns out that all three are essentially different, with  $\mathbb{C}_\gamma$  being the least restrictive and  $\mathbb{C}(m, \alpha)$  the most stringent.

**Proposition 1.**  $\mathbb{C}(m, \alpha)$  is more stringent than  $\mathbb{C}^*(m, \alpha)$ . In particular, if  $T \in \mathbb{C}(m, \alpha)$ , then  $T \in \mathbb{C}^*(m, \alpha)$

**Proof.** It is not hard to see that  $\mathbb{C}(m, \alpha) \subseteq \mathbb{C}^*(m, \alpha)$  for every  $m \geq 1$  and  $0 < \alpha < 1$  since  $\mathbb{P}_\infty(T \leq \ell + m \mid T > \ell) \geq \mathbb{P}_\infty(\ell < T \leq \ell + m)$  for all  $\ell > 0$ .

Suppose now that  $\mathbb{C}^*(m, \alpha)$  can be covered by  $\mathbb{C}(m', \alpha')$  for some  $m' \geq 1$  and  $0 < \alpha' < 1$ . Consider a stopping time  $T_r$  such that

$$\begin{aligned} \mathbb{P}_\infty(T_r = i) &= 1/(K + 1) && \text{for } 1 \leq i \leq K, \\ \mathbb{P}_\infty(T_r = K + j) &= r(1 - r)^{j-1}/(K + 1) && \text{for } j \geq 1, \end{aligned}$$

where  $K = \lceil m/\alpha \rceil$ . Clearly,  $T_r \in \mathbb{C}^*(m, \alpha)$  for any  $r$ ,  $0 < r < 1$ . However,

$$\text{LPFA}_{m'}(T_r) \geq \sup_{\ell \geq K} \mathbb{P}_\infty(T_r \leq \ell + m' \mid T_r > \ell) = 1 - (1 - r)^{m'},$$

and  $r$  can be chosen so that  $\text{LPFA}_{m'}(T_r) > \alpha'$ , which leads to a contradiction.  $\square$

Now, when we consider  $\mathbb{C}_\gamma$ , it is intuitively obvious that large values of the ARL to false alarm do not necessarily guarantee small values of the maximal probability of false alarm, which has been discussed in Tartakovsky (2008); Tartakovsky, Nikiforov, and Basseville (2014); Tartakovsky (2020); Tartakovsky et al. (2021b). The following two propositions further highlight this relationship.

**Proposition 2.**  $\mathbb{C}(m, \alpha)$  is more stringent than  $\mathbb{C}_\gamma$ . In particular, if  $T \in \mathbb{C}(m, \alpha)$ , then  $T \in \mathbb{C}_\gamma$  for

$$\gamma - 1 = m \left( \frac{1}{\alpha} - 1 \right). \quad (7)$$

**Proof.** Fix  $m \geq 1$  and  $0 < \alpha < 1$ , and consider an arbitrary stopping time  $T \in \mathbb{C}(m, \alpha)$ :

$$\sup_{\ell \geq 0} \mathbb{P}_\infty(T \leq \ell + m \mid T > \ell) \leq \alpha. \quad (8)$$

Our goal is to show that  $\mathbb{E}_\infty(T) \geq \gamma$  for some  $\gamma = \gamma(m, \alpha)$ . With very small loss of generality consider only stopping times that are almost surely positive, i.e.,  $\mathbb{P}_\infty(T = 0) = 0$ .

Using induction

$$\begin{aligned} \mathbb{P}_\infty(T > i + km \mid T > i) &= \mathbb{P}_\infty(T > [i + (k - 1)m] + m \mid T > [i + (k - 1)m]) \\ &\quad \times \mathbb{P}_\infty(T > i + (k - 1)m \mid T > i + (k - 1)m), \end{aligned}$$

we obtain

$$\mathbb{P}_\infty(T > i + km \mid T > i) = \prod_{j=0}^{k-1} \mathbb{P}_\infty(T > [i + jm] + m \mid T > [i + jm]) \geq (1 - \alpha)^k, \quad (9)$$

where the last inequality follows from the fact that by (8)

$$\mathbb{P}_\infty(T > \ell + m \mid T > \ell) \geq 1 - \alpha \quad \text{for all } \ell \geq 1.$$

Now,

$$\begin{aligned} \mathbb{E}_\infty(T) &= \sum_{\ell=0}^{\infty} \mathbb{P}_\infty(T > \ell) \\ &= \sum_{i=0}^{m-1} \sum_{k=0}^{\infty} \mathbb{P}_\infty(T > i + km) \\ &= \sum_{i=0}^{m-1} \mathbb{P}_\infty(T > i) \sum_{k=0}^{\infty} \mathbb{P}_\infty(T > i + km \mid T > i). \end{aligned}$$

It follows from (9) that for the inner summation

$$\sum_{k=0}^{\infty} \mathbb{P}_\infty(T > i + km \mid T > i) \geq \sum_{k=0}^{\infty} (1 - \alpha)^k = 1/\alpha,$$

and for the outer summation

$$\begin{aligned} \sum_{i=0}^{m-1} \mathbb{P}_\infty(T > i) &\geq 1 + \sum_{i=1}^{m-1} \mathbb{P}_\infty(T > m) \\ &\geq 1 + \sum_{i=1}^{m-1} (1 - \alpha) = \alpha + m(1 - \alpha). \end{aligned}$$

Combining these two inequalities together, we get that

$$\mathbb{E}_\infty(T) \geq \gamma(m, \alpha) \quad \text{for } \gamma(m, \alpha) = 1 + m(1 - \alpha)/\alpha, \quad (10)$$

which completes the first part of the proof.

On the other hand, if  $T \in \mathbb{C}_\gamma$ , then in general there is no  $\alpha(m, \gamma)$  such that  $\text{LPFA}_m(T) \leq \alpha(m, \gamma)$ . Indeed, suppose that  $\mathbb{C}_\gamma$  can be covered by  $\mathbb{C}(m, \alpha)$  for some  $m \geq 1$  and  $0 < \alpha < 1$ . Consider  $T_r = \lceil \gamma \rceil + G_r$ , where  $G_r$  is geometrically distributed with parameter  $r$ ,  $\alpha < r < 1$ . Clearly,  $T_r \in \mathbb{C}_\gamma$ . However,

$$\text{LPFA}_m(T_r) \geq \sup_{\ell \geq \gamma} \mathbb{P}_\infty(T_r \leq \ell + m \mid T_r > \ell) = 1 - (1 - r)^m \geq r > \alpha,$$

which contradicts our assumption that  $\mathbb{C}_\gamma$  can be covered by  $\mathbb{C}(m, \alpha)$  and completes the proof.  $\square$

**Proposition 3.**  $\mathbb{C}^*(m, \alpha)$  is more stringent than  $\mathbb{C}_\gamma$ . In particular, if  $T \in \mathbb{C}^*(m, \alpha)$ , then  $T \in \mathbb{C}_\gamma$  for

$$\gamma - 1 = \frac{m}{2} \left( \left\lfloor \frac{1}{\alpha} \right\rfloor - 1 \right). \quad (11)$$

**Proof.** To show that any  $\mathbb{C}^*(m, \alpha)$  can be covered by some  $\mathbb{C}_\gamma$  fix  $m \geq 1$  and  $0 < \alpha < 1$  and let  $T$  be such that

$$P_\infty(T = 1 + jm) = \begin{cases} \alpha & \text{for } 0 \leq j \leq K - 1, \\ 1 - K\alpha & \text{for } j = K, \end{cases}$$

where  $K = \lfloor 1/\alpha \rfloor$ . Clearly,  $T \in \mathbb{C}^*(m, \alpha)$  and

$$E_\infty(T) = 1 + Km - K \frac{m\alpha}{2} - K^2 \frac{m\alpha}{2} \geq 1 + \frac{m}{2} \left( \left\lfloor \frac{1}{\alpha} \right\rfloor - 1 \right),$$

which proves that  $T \in \mathbb{C}^*(m, \alpha)$  implies  $T \in \mathbb{C}_\gamma$  with  $\gamma = \gamma(m, \alpha)$  given by (11).

Now, suppose that  $\mathbb{C}_\gamma$  can be covered by  $\mathbb{C}(m, \alpha)$  for some  $m \geq 1$  and  $0 < \alpha < 1$ . As before, consider  $T_r = \lceil \gamma \rceil + G_r$ , where  $G_r$  is geometrically distributed with parameter  $r$ ,  $\alpha < r < 1$ . Clearly,  $T_r \in \mathbb{C}_\gamma$ . However,

$$\text{LPFA}_m^*(T_r) = P_\infty(T_r \leq \lceil \gamma \rceil + m) = 1 - (1 - r)^m \geq r > \alpha,$$

which contradicts the assumption and completes the proof.  $\square$

It is also worth pointing out that class  $\mathbb{C}(m, \alpha)$  is the most natural choice for a practitioner. Indeed, notice that a large value of the ARL to false alarm  $\gamma$  does not necessarily guarantee small values of the maximal probabilities of false alarm,  $\sup_\ell P_\infty(\ell < T \leq \ell + m)$  and  $\sup_\ell P_\infty(T \leq \ell + m \mid T > \ell)$ , as has been discussed by [Lai \(1998\)](#), [Tartakovsky \(2008\)](#), and [Tartakovsky, Nikiforov, and Basseville \(2014\)](#) in detail. Therefore, class  $\mathbb{C}_\gamma$  may not be appropriate in a general case. Now, assume that there is no change and consider a geometrically distributed stopping time<sup>1</sup>, in which case there is a one-to-one correspondence between classes  $\mathbb{C}_\gamma$  and  $\mathbb{C}(m, \alpha)$ . Due to its memorylessness property, it is clear that as long as an alarm has not been raised, one can ignore the past observations and focus on detecting the change as if one just started the observation process. This is in contrast to the unconditional  $\mathbb{C}^*(m, \alpha)$  that only takes into account the time when the procedure is initiated, disregarding the evolution of the observer. Moreover, in this case, the unconditional probability  $P_\infty(\ell < T \leq \ell + m)$  achieves maximal value at  $\ell = 0$  and decays exponentially fast with  $\ell$ , while the conditional probability  $P_\infty(T \leq \ell + m \mid T > \ell)$  is constant. So, it hardly makes sense to maximize unconditional probability which has its maximum at  $\ell = 0$  and becomes almost 0 after a handful of observations. All aforementioned is true approximately in many cases where the properly normalized no-change distribution of stopping times is asymptotically exponential, which in the i.i.d. case is true for several detection procedures such as CUSUM and SR (see [Pollak and Tartakovsky \(2009\)](#)), SR mixtures when post-change parameters are unknown (see [Yakir \(1995\)](#)), and for the generalized likelihood ratio CUSUM even in a substantially non-stationary case (see [Liang, Tartakovsky, and Veeravalli \(2022\)](#)).

The above argument allows us to conclude that class  $\mathbb{C}(m, \alpha)$  is the most appropriate for most applications even if the ARL to a false alarm can be used as a measure of false alarms.

---

<sup>1</sup>For example, the stopping times of the CUSUM and Shyriaev-Roberts (SR) detection procedures that start from the random initial conditions distributed according to quasi-stationary distributions are geometrically distributed.



#### 2.4. *The classical quickest change-point detection problem*

As discussed in Tartakovsky, Nikiforov, and Basseville (2014), there are several optimization criteria in the quickest change-point detection problems, which differ by available prior information and the definition of the false alarm rate. One popular minimax criterion was introduced by Lorden (1971) in his seminal paper:

$$\inf_{T \in \mathbb{C}_\gamma} \sup_{\nu \geq 0} \text{ess sup } \mathbf{E}_\nu[T - \nu \mid T > \nu, Y_1, \dots, Y_\nu].$$

It requires minimizing the conditional expected delay to detection  $\mathbf{E}_\nu[T - \nu \mid T > \nu, \mathcal{F}_\nu]$  in the worst-case scenario with respect to both the change point  $\nu$  and the trajectory  $(Y_1, \dots, Y_\nu)$  of the observed process in the class of detection procedures  $\mathbb{C}_\gamma$  with  $\text{ARL}(T) \geq \gamma$ . Hereafter  $\text{ess sup}$  stands for essential supremum. Lorden proved that Page’s CUSUM detection procedure is asymptotically first-order minimax optimal as  $\gamma \rightarrow \infty$ . Later on, Moustakides (1986) in his ingenious paper established the exact optimality of CUSUM for any ARL to false alarm  $\gamma \geq 1$ .

Another popular, less pessimistic minimax criterion is due to Pollak (1985)

$$\inf_{T \in \mathbb{C}_\gamma} \sup_{\nu \geq 0} \mathbf{E}_\nu[T - \nu \mid T > \nu],$$

which requires minimizing the conditional expected delay to detection  $\mathbf{E}_\nu[T - \nu \mid T > \nu]$  in the worst-case scenario with respect to the change point  $\nu$  subject to a lower bound  $\gamma$  on the ARL to false alarm. Pollak (1985) showed that the modified Shiryaev-Roberts (SR) detection procedure that starts from the quasi-stationary distribution of the SR statistic is third-order asymptotically optimal as  $\gamma \rightarrow \infty$ , i.e., the best one can attain up to an additive term  $o(1)$ , where  $o(1) \rightarrow 0$  as  $\gamma \rightarrow \infty$ . Later Tartakovsky, Pollak, and Polunchenko (2012) proved that this is also true for the SR- $r$  procedure that starts from the fixed but specially designed point  $r$ . See also Polunchenko and Tartakovsky (2010) on exact optimality of the SR- $r$  procedure in a special case.

As mentioned in the introduction, the quickest change detection criteria may not be appropriate for the detection of transient changes of finite length  $N$  in scenarios where detecting the change outside of the interval  $[\nu + 1, \nu + N]$  leads to too large a loss associated with missed detection. In the rest of the paper, we focus on reliable change detection.

#### 2.5. *Reliable change detection optimization problem*

In what follows, we restrict ourselves to class  $\mathbb{C}(m, \alpha)$  defined in (6). The task is to find a stopping time  $T^* \in \mathbb{C}(m, \alpha)$  that optimizes the chosen performance measure. Just like there are different approaches for measuring the probability of false alarm, one can define the local probability of detection (LPD) in several different ways. Since we focus on (6), we do not consider the unconditional local probability of detection considered, e.g., in Bakhache and Nikiforov (2000), and only mention two alternatives.

The motivating performance measure introduced by Tartakovsky (2020) (Ch. 5) considers a random signal duration  $N$  with known prior distribution  $\pi = \{\pi_k\}_{k \geq 1}$ , and was used, e.g., in Tartakovsky et al. (2021b). Specifically, the problem is to find a

stopping time  $T$  that maximizes

$$\inf_{\nu \geq 0} \sum_{k=1}^{\infty} \pi_k \operatorname{ess\,inf} \mathbb{P}_{\nu}(\nu < T \leq \nu + k \mid \mathcal{F}_{\nu}, N = k), \quad (12)$$

where  $\operatorname{ess\,inf}$  stands for essential infimum. However, we adopt a different, less pessimistic measure

$$\operatorname{LPD}_{\pi}(T) = \inf_{\nu \geq 0} \sum_{k=1}^{\infty} \pi_k \mathbb{P}_{\nu}(T \leq \nu + k \mid T > \nu, N = k), \quad (13)$$

where  $\pi$  is a valid pmf, corresponding either to the prior distribution of the signal duration if  $N$  is random, or, in the case that  $N$  is deterministic, to weights incorporating information about what  $N$  could be, e.g., uniform weights would be appropriate if only the lower and upper bounds on the change duration are available. Note that weighting detection probabilities associated with different change durations is essential even in the case that  $N$  is deterministic: if we simply took infimum over all  $\nu \geq 0$  and  $N \geq 1$ , the case of  $N = 1$  would dominate the problem since  $N = 1$  corresponds to the shortest (hence most difficult) change one could try to capture. More formally, this is a direct consequence of the fact that  $\{T \leq n\} \in \mathcal{F}_n$ .

One's objective then is to solve the optimization problem

$$\sup_{T \in \mathcal{C}(m, \alpha)} \operatorname{LPD}_{\pi}(T). \quad (14)$$

One important practical problem is to maximize the probability of detection in some pre-specified window  $M$  (possibly random) that does not exceed  $N$ , say detecting track initiation in a small window  $M \ll N$ . In such scenarios, rather than setting  $\pi$  to denote the pmf of the change duration in (13), one would set it to be the pmf of the detection window, since  $\mathbb{P}_{\nu}(T \leq \nu + k \mid T > \nu, M = k \leq N) = \mathbb{P}_{\nu}(T \leq \nu + k \mid T > \nu, N = k)$ . Another possible motivation for the choice of  $\pi$  in the deterministic  $N$  case is mentioned in Section 6 (although we do not address it in this work). Lastly, we would like to note that the case that  $N$  is known has been considered by, e.g., Guépié, Fillatre, and Nikiforov (2012, 2017); Tartakovsky (2020); Mana, Guépié, and Nikiforov (2023).

In the remainder of the work,  $\mathcal{D}$  denotes the essential support of  $N$  if it is random, or  $\mathcal{D} = \{k : \pi_k > 0\}$  otherwise.

### 3. Maximal likelihood ratio-based rules

In this section, we review several popular detection procedures that may appear to be nearly optimal when the probability of false alarm is small. These procedures are designed, analyzed and compared in Sections 4 and 5. However, all of them stem from the maximization of likelihood ratios paradigm in the context of intermittent change detection. Specifically, we consider the following scenarios.

- No information on the change duration is available (Section 3.1).
- An upper bound on the change duration is known (Section 3.2).
- The change duration is known (Section 3.3).

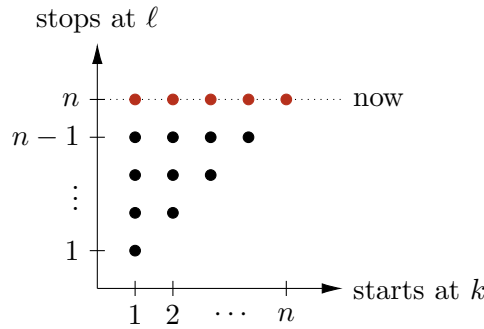
The three, respectively, give rise to the CUSUM rule; the so-called window-limited CUSUM (WL CUSUM) rule; and the Finite Moving Average (FMA) procedure.

### 3.1. *No information on change duration*

Consider the pessimistic case where no information about the change duration is available. A natural choice of stopping time is based on the maximal likelihood ratio process for the intermittent change, with maximization over both the starting point and the endpoint of the change, with no constraints on the signal duration (except that it hadn't ended before the observation started):

$$\tilde{V}_n = \max_{-\infty \leq k \leq n} \max_{\max\{1, k\} \leq \ell \leq n} \left[ \sum_{i=k}^{\ell} \lambda_i \right], \quad (15)$$

where  $\lambda_i = \log \Lambda_i$  denotes the instantaneous log-likelihood ratio for the  $i$ th observation (see (3)). Maximization region is illustrated on the diagram below, where the highlighted region corresponds to the additional maximization points added when transitioning from  $\tilde{V}_{n-1}$  to  $\tilde{V}_n$  (and also coincides with the maximization region for the traditional “permanent-change” CUSUM at step  $n$ ).



The corresponding stopping time is

$$\tilde{T} = \tilde{T}(b) = \inf\{n \geq 1 : \tilde{V}_n \geq b\},$$

where  $b = b(m, \alpha)$  is chosen so that  $\text{LPFA}_m(\tilde{T}) = \alpha$ .

Note that due to the unknown signal duration, the recursive form of (15) is not as simple as in the conventional (when the change is persistent) CUSUM. Introducing the conventional CUSUM statistic

$$V_n = \max\{0, V_{n-1}\} + \lambda_n \quad \text{for } n \geq 1, \text{ with } V_0 = 0, \quad (16)$$

it is not difficult to show that

$$\tilde{V}_n = \max\{\tilde{V}_{n-1}, V_n\} \quad \text{for } n \geq 1, \text{ with } \tilde{V}_0 = 0. \quad (17)$$

In other words, the process  $\{\tilde{V}_n\}$  is nothing but the running maximum value of the CUSUM process  $\{V_n\}$ . An immediate consequence is that the stopping time  $\tilde{T}$  coincides

with the classical Page's CUSUM (Page (1954)) stopping time

$$\tilde{T}(b) = T_{CS}(b) = \inf \{n \geq 1 : \max_{1 \leq k \leq n} \sum_{i=k}^n \lambda_i \geq b\} = \inf \{n \geq 1 : V_n \geq b\}. \quad (18)$$

**Proof of recursion.** Consider  $\tilde{V}_n$  for  $n \geq 2$ :

$$\tilde{V}_n = \max_{1 \leq k \leq n} \max_{k \leq \ell \leq n} \sum_{i=k}^{\ell} \lambda_i = \max \left\{ \tilde{V}_{n-1}, \max_{1 \leq k \leq n} \sum_{i=k}^n \lambda_i \right\}.$$

The first term covers all changes that ended at or before time  $(n - 1)$ . The second term takes into account all changes that ended at time  $n$  and is nothing but the “persistent-change” CUSUM with a well-known recursion given by (16).  $\square$

### 3.2. Upper bound on change duration

Suppose now that one knows that the change duration cannot exceed a given window size  $M$ ,  $M \geq 1$ . A reasonable course of actions in such circumstance is to maximize the likelihood ratio over changes that end after the observation starts with the signal duration constraint in mind:

$$\tilde{V}_{n:M} = \max_{-M+2 \leq k \leq n} \max_{\max\{1, k\} \leq \ell \leq \min\{n, k+M-1\}} \left[ \sum_{i=k}^{\ell} \lambda_i \right]. \quad (19)$$

Compared to (15), maximization happens over a strip-like region (rather than triangular), thus  $\tilde{V}_{n:M} \leq \tilde{V}_n$  for all  $n$ .

M

Consequently, it leads to a different recursion:

$$\tilde{V}_{n:M} = \max\{\tilde{V}_{n-1:M}, V_{n:M}\} \quad \text{for } n \geq 1, \text{ with } \tilde{V}_{0:M} = 0,$$

where

$$V_{n:M} = \max_{\max\{1, n-M+1\} \leq k \leq n} \sum_{i=k}^n \lambda_i.$$

One can think of  $\{V_{n:M}\}$  as a window-restricted version of the CUSUM statistic,  $\{V_n\}$ , although it no longer assumes a *cumulative sum* representation. However, it may

be implemented by re-running the CUSUM recursion on the latest  $M$  observations with each new observation. As with (15), the statistic (19) is non-decreasing. The corresponding stopping time is

$$T_{\text{WL}:M} = \inf\{n \geq 1 : \tilde{V}_{n:M} \geq b\} = \inf\{n \geq 1 : V_{n:M} \geq b\}, \quad (20)$$

where  $b = b(m, \alpha)$  is chosen so that  $\text{LPFA}_m(T_{\text{WL}:M}) = \alpha$ . It can be also rewritten as

$$T_{\text{WL}:M} = \inf\left\{n \geq 1 : \max_{\max\{1, n-M+1\} \leq k \leq n} \sum_{i=k}^n \lambda_i \geq b\right\}. \quad (21)$$

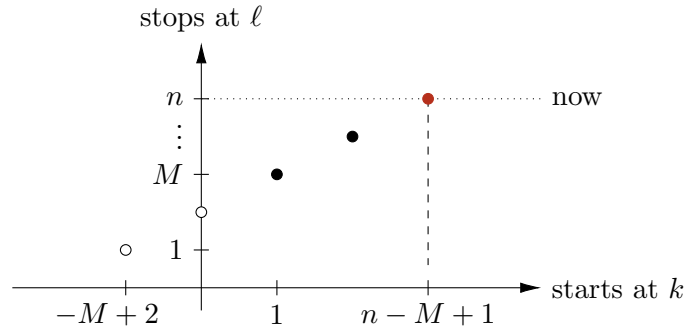
A version of this rule, dubbed window-limited CUSUM (WL CUSUM), was proposed by [Willsky and Jones \(1976\)](#) and later on extensively studied in various settings including change-point detection, such as [Lai \(1998\)](#); [Guépié, Fillatre, and Nikiforov \(2012, 2017\)](#); [Tartakovsky \(2020\)](#); [Mana, Guépié, and Nikiforov \(2023\)](#).

### 3.3. Change duration is known

In the case that we assume the change duration is known and equal to  $M$ , the detection statistic is

$$\max_{-M+2 \leq k \leq n} \left[ \sum_{i=\max\{1, k\}}^{k+M-1} \lambda_i \right]. \quad (22)$$

Note that if the change starts early on we try to capture it with truncated log-likelihood ratio,  $\sum_{i=1}^n \lambda_i$ ,  $1 \leq n \leq M-1$ . We would like to emphasize that we do *not* consider changes shorter than  $M$ , just that for the first  $M-1$  observations we only see part of the whole change. This contrasts with the previous cases (CUSUM and window-limited CUSUM), where at each moment in time there is at least one change scenario that is *fully* within the observation bounds. For this reason, we recommend that the first  $M-1$  thresholds be adjusted to compensate for the unobserved portion of the change (see figure below).



The resulting stopping time can be expressed by

$$T_{\text{FMA}:M} = \inf\left\{n \geq 1 : \sum_{i=\max\{1, n-M+1\}}^n \lambda_i \geq b_n\right\}, \quad (23)$$

where  $b_n = b$  for all  $n \geq M$ , and for  $1 \leq n \leq M - 1$  are chosen such that

$$P_\infty \left( \sum_{i=1}^n \lambda_i \geq b_n \right) = P_\infty \left( \sum_{i=1}^M \lambda_i \geq b \right),$$

or, equivalently,

$$b_n = H_n^{-1}(H_M(b)) \quad \text{for } 1 \leq n < M, \quad (24)$$

where  $H_n$  is the cdf of  $\sum_{i=1}^n \lambda_i$  under  $P_\infty$ , which in most cases is either known or amenable to numerical calculation. This rule is a modification of a rule which is commonly known as Finite Moving Average (FMA for short). A standard alternative approach, which we advocate against but still consider in our simulations (Section 5), would be to skip the first  $M - 1$  observations altogether (corresponding to the changes that could not be fully observed) and only stop at times  $\geq M$ .

The later standard FMA rule has been studied extensively, e.g., [Lai \(1974\)](#) examined it from the quality control perspective, while [Egea-Roca et al. \(2018\)](#) considered it in the context of intermittent signal detection. In the special case that  $f$  and  $g$  are Gaussian the truncated version of FMA is equivalent to  $\inf\{n \geq M : \sum_{i=n-M+1}^n Y_i \geq c\}$ , and as such this simplified version has gained some attention as a more tractable problem by [Noonan and Zhigljavsky \(2020, 2021\)](#).

#### 4. Choosing thresholds

One of the first steps in designing any stopping rule  $T$  is to ensure that  $T \in \mathbb{C}(m, \alpha)$ , that is, its LPFA( $T$ ) is upper-bounded by  $\alpha$ .

There are various approaches that one can take in order to choose the thresholds of these procedures to ensure that these rules are in class  $\mathbb{C}(m, \alpha)$ . One such way takes advantage of the asymptotic distribution of the stopping times, which under the no-change hypothesis is often exponential (see, e.g., [Pollak and Tartakovsky \(2009\)](#)). Suppose that under  $P_\infty$  a stopping time  $T$  is geometrically distributed with parameter  $\varrho$ , at least approximately. That is,

$$P_\infty(T = k) = \varrho(1 - \varrho)^{k-1} \quad \text{for } k = 1, 2, \dots$$

It is not hard to see that in this case the expression  $P_\infty(T \leq \ell + m \mid T > \ell)$  does not depend on  $\ell$ ,  $\ell \geq 0$ , and

$$\text{LPFA}_m(T) = 1 - (1 - \varrho)^m.$$

Clearly, in this case, there is one-to-one correspondence between  $\text{LPFA}_m(T)$  and  $\text{ARL}(T)$ , and in order to ensure that  $T \in \mathbb{C}(m, \alpha)$  it suffices to set

$$\text{ARL}(T) = \frac{1}{1 - (1 - \alpha)^{1/m}}. \quad (25)$$

Unfortunately, there is only a handful of cases when the no-change distribution of the stopping time is exactly geometric. Examples include the Shewhart procedure ([Tartakovsky 2020](#), Sec 5.2), the randomized at 0 CUSUM procedure when the CUSUM

statistic  $V_n$  starts not from  $V_0 = 0$  but from the random value  $V_0$  with the quasi-stationary distribution of the CUSUM statistic  $P(V_0 \leq v) = \lim_{n \rightarrow \infty} P_\infty(V_n \leq v \mid T_{\text{CS}} > n)$ , and the Shiryaev-Roberts-Pollak procedure that starts from the quasi-stationary distribution of the Shiryaev-Roberts statistic.

Typically,  $P_\infty$ -distributions of the properly normalized stopping times are asymptotically exponential. For example, it follows from [Pollak and Tartakovsky \(2009\)](#) that  $T_{\text{CS}}/\text{ARL}(T_{\text{CS}})$  is asymptotically exponential as  $\text{ARL}(T_{\text{CS}})$  is large. Moreover, asymptotics kick in for moderate values of  $\text{ARL}$  which are reasonable for practical applications. Then if the estimate of  $\text{ARL}$  is available, the approximation of the LPFA( $T$ ) can be easily found, e.g., using [\(25\)](#).

However, such a general approach does not take advantage of the structure of the stopping time. To this end, we review the three rules presented in the previous section and exploit their properties to propose more reliable and accurate design methods.

#### 4.1. CUSUM design

We begin with the numerical approach for designing the CUSUM detection procedure given by the stopping time [\(18\)](#),  $T_{\text{CS}} = \inf \{n \geq 1 : V_n \geq b\}$ , where the CUSUM statistic satisfies the recursion

$$V_n = \max\{0, V_{n-1}\} + \lambda_n, \quad n \geq 1, \quad V_0 = 0.$$

Note that  $V_n$  is a homogeneous Markov process. For such stopping times one does not have to rely on Monte-Carlo methods to choose design parameters. Instead, one can adopt a numerical framework based on integral equations developed by [Moustakides, Polunchenko, and Tartakovsky \(2011\)](#), which provides an accurate deterministic method of evaluating various operating characteristics with any desired precision. We adapt it for CUSUM [\(18\)](#) in order to get a handle on both  $\text{LPFA}_m(T_{\text{CS}})$  and  $\text{LPD}_\pi(T_{\text{CS}})$ .

To this end, consider a version of [\(18\)](#) with its recursive statistic initialized at an arbitrary point  $r < b$ . Specifically,

$$T_{\text{CS}}^*(r) = \inf \{n \geq 1 : V_n^*(r) \geq b\},$$

where

$$V_n^*(r) = \max\{0, V_{n-1}^*(r)\} + \lambda_n, \quad V_0^*(r) = r.$$

Let  $F_j$  denote the cdf of  $\Lambda_1 = e^{\lambda_1}$  under  $P_j$  for  $j = 0, \infty$ , and introduce

$$\begin{aligned} \rho_{\ell, \infty}(r) &= P_\infty(T_{\text{CS}}^*(r) > \ell), & \rho_{0, \infty}(r) &\equiv 1, \\ \rho_{\ell, \nu; n}(r) &= P_\nu(T_{\text{CS}}^*(r) > \ell \mid N = n), & \rho_{0, \nu; n}(r) &\equiv 1. \end{aligned}$$

Then, for  $\ell \geq 1$ , denoting  $B = e^b$ , one has

$$\rho_{\ell, \infty}(r) = \int_0^B \rho_{\ell-1, \infty}(x) dF_\infty \left( \frac{x}{\max\{1, r\}} \right), \quad (26)$$

and

$$\rho_{\ell,\nu:n}(r) = \int_0^B \rho_{\ell-1,\nu:n}(x) dF_{J(\ell,\nu:n)}\left(\frac{x}{\max\{1, r\}}\right), \quad (27)$$

where  $J(\ell, \nu : n) = 0$  if  $\nu + 1 \leq \ell \leq \nu + n$ , and  $J(\ell, \nu : n) = \infty$  otherwise. In order to find

$$\text{LPFA}_m(T_{\text{CS}}) = 1 - \inf_{\ell \geq 0} \frac{\rho_{\ell+m,\infty}(1)}{\rho_{\ell,\infty}(1)}, \quad (28)$$

$$\text{LPD}_\pi(T_{\text{CS}}) = 1 - \sup_{\ell \geq 0} \sum_{k \in \mathcal{D}} \pi_k \frac{\rho_{\ell+k,\ell:k}(1)}{\rho_{\ell,\ell:k}(1)}, \quad (29)$$

it suffices to solve the integral equations (26) and (27). This can be achieved numerically by linearizing the system (cf. Tartakovsky and Polunchenko (2008)). Specifically, we partition the interval  $[0, B]$  into  $N$  sub-intervals with endpoints  $0 = x_0 < x_1 < \dots < x_N < x_{N+1} = B$ . Denote the midpoints of these intervals  $r_i = (x_i + x_{i+1})/2$ , and introduce  $\hat{\rho}_{\ell,\infty}$  as piecewise-constant approximation to  $\rho_{\ell,\infty}$  on  $[0, B]$  (similarly for  $\rho_{\ell,\nu:n}$ ):

$$\hat{\rho}_{\ell,\infty}(x) = \sum_{i=0}^N \rho_{\ell,\infty}(r_i) \mathbb{1}\{x_i < x < x_{i+1}\}.$$

Substituting  $\hat{\rho}$ 's for  $\rho$ 's in (26) and (27), one obtains a system of linear equations for the values of  $\rho$  at midpoints  $r_i$ ,  $1 \leq i \leq N$ , that can be written compactly using matrix notation:

$$\hat{\rho}_{\ell,\infty} = \mathbf{K}_\infty \cdot \hat{\rho}_{\ell-1,\infty}, \quad \hat{\rho}_{0,\infty} = \mathbf{1}, \quad (30)$$

$$\hat{\rho}_{\ell,\nu:n} = \mathbf{K}_{J(\ell,\nu:n)} \cdot \hat{\rho}_{\ell-1,\nu:n}, \quad \hat{\rho}_{0,\nu:n} = \mathbf{1}. \quad (31)$$

Here  $\mathbf{K}_\infty$  and  $\mathbf{K}_0$  are  $N$ -by- $N$  matrices whose  $(i, j)$ -th elements are

$$K_{i,j} = \mathbb{P}\left[\Lambda_1 < \frac{x_{j+1}}{\max\{1, r_i\}}\right] - \mathbb{P}\left[\Lambda_1 < \frac{x_j}{\max\{1, r_i\}}\right],$$

for  $\mathbf{P} = \mathbf{P}_\infty$  and  $\mathbf{P} = \mathbf{P}_0$ , respectively;  $\mathbf{1} = [1, 1, \dots, 1]^\top$ ; and

$$\begin{aligned} \hat{\rho}_{\ell,\infty} &= [\rho_{\ell,\infty}(r_1), \dots, \rho_{\ell,\infty}(r_N)]^\top, \\ \hat{\rho}_{\ell,\nu:n} &= [\rho_{\ell,\nu:n}(r_1), \dots, \rho_{\ell,\nu:n}(r_N)]^\top. \end{aligned}$$

Thus, solving (30)–(31) yields an approximate solution to (26)–(27). Computational complexity of solving the system is minimal even for large values of  $N$  and  $\ell$  since it can be performed iteratively and only requires matrix-vector multiplication.

In order to get  $\text{LPFA}_m(T_{\text{CS}})$  and  $\text{LPD}_\pi(T_{\text{CS}})$ , we have to examine the functional dependency of ratio of  $\rho$ 's on  $\ell$ . This can be done numerically by capping  $\ell$  at a high enough level (as further described in Section 5). Numerical evidence suggests that infimum in (28) is attained as  $\ell \rightarrow \infty$  when CUSUM is in the quasi-stationary regime, while supremum in (29) is reached at  $\ell = 0$ . It is worth noting that the quasi-stationary



mode is attained relatively quickly, typically for  $\ell$  on the order of dozens. Consequently, for a given threshold and parameters  $m, \pi_k$ , we get an approximation for  $\text{LPFA}_m(T_{\text{CS}})$  and  $\text{LPD}_\pi(T_{\text{CS}})$  through (28) and (29). Since the process is not computationally expensive, finding the threshold for which the desired level of false alarms is attained can be achieved with relative ease.

In addition, the CUSUM procedure allows for an efficient asymptotic analysis, which can be used to obtain simple approximations for a relatively low false alarm rate. Indeed, as established by Pollak and Tartakovsky (2009)  $T_{\text{CS}}(b)/\text{ARL}(T_{\text{CS}}(b))$  is asymptotically exponential as  $b \rightarrow \infty$ . Standard renewal-theoretic methods [cf. Siegmund (1985); Woodroffe (1982); Tartakovsky (2020)] readily apply to obtain that

$$\text{ARL}(T_{\text{CS}}(b)) = C^{-1}e^b(1 + o(1)) \quad \text{as } b \rightarrow \infty,$$

where the constant  $C \in (0, 1)$  depends on the model and can be computed explicitly by renewal-theoretic argument [cf. Tartakovsky (2005); Tartakovsky, Nikiforov, and Basseville (2014)]. In particular, for the Gaussian model when the pre-change density  $g$  is  $(0, \sigma^2)$ -normal and the under-change density  $f$  is  $(\mu, \sigma^2)$ -normal this constant can be easily computed numerically from the formula

$$C = \frac{2}{q} \exp \left\{ -2 \sum_{t=1}^{\infty} \frac{1}{t} \Phi \left( -\frac{1}{2} \sqrt{qt} \right) \right\}, \quad (32)$$

where  $q = \mu^2/\sigma^2$  is the ‘‘signal-to-noise ratio’’ and  $\Phi(x) = (2\pi)^{-1/2} \int_{-\infty}^x \exp\{-t/2\} dt$  is the standard normal cdf. Also, in this case, simple Siegmund’s corrected Brownian motion approximation [Siegmund (1985)] yields

$$C \approx \exp\{-\rho\sqrt{q}\}, \quad \rho = 0.582597,$$

which is sufficiently accurate as long as  $q$  is not large (typically for  $q \leq 2$ ). See, e.g., Table 3.1, Sec 3.1.5 in Tartakovsky, Nikiforov, and Basseville (2014). Therefore, for sufficiently large (typically for moderate) threshold values we have an approximation

$$\text{LPFA}_m(T_{\text{CS}}(b)) \approx 1 - \exp\{-mC/e^b\}. \quad (33)$$

Next, by nonlinear renewal theory, the limiting  $\mathbb{P}_0$ -distribution of the stopping time  $\tau_b = (T_{\text{CS}}(b) - b/\mu)\sqrt{b\sigma^2/\mu^3}$ , where  $\mu = \mathbb{E}_0[Y_1]$ ,  $\sigma^2 = \text{Var}_0(Y_1)$ , is normal:

$$\mathbb{P}_0\{\tau_b \leq x\} = \Phi(x) \quad \text{as } b \rightarrow \infty \quad \text{for all } x \in (-\infty, \infty)$$

(see, e.g., Theorem 2.6.2 in Tartakovsky, Nikiforov, and Basseville (2014)). Hence, the probability of detection when  $\nu = 0$  can be approximated as follows:

$$\mathbb{P}_0(T_{\text{CS}}(b) \leq k \mid N = k) \approx \Phi\left(\frac{k}{\sqrt{b\sigma^2/\mu^3}} + \frac{b}{\mu}\right). \quad (34)$$

We conjecture that for a variety of i.i.d. models

$$\inf_{\nu \geq 0} \mathbb{P}_\nu(T_{\text{CS}}(b) \leq \nu + k \mid T_{\text{CS}}(b) > \nu, N = k) = \mathbb{P}_0(T_{\text{CS}}(b) \leq k \mid N = k),$$

which is confirmed by numerical study for the Gaussian example in Section 5. Thus, using (34), we obtain the following approximation for the minimal probability of detection

$$\text{LPD}_\pi(T_{\text{CS}}(b)) \approx \sum_{k \in \mathcal{D}} \pi_k \Phi \left( \frac{k}{\sqrt{b\sigma^2/\mu^3}} + \frac{b}{\mu} \right). \quad (35)$$

#### 4.2. Window-limited CUSUM design

Unfortunately, the integral equations method described above only works when the detection statistic has Markovian nature. Window-limited CUSUM, given in (21),

$$T_{\text{WL}:M} = \inf \left\{ n \geq 1 : \max_{\max\{1, n-M+1\} \leq k \leq n} \sum_{i=k}^n \lambda_i \geq b \right\},$$

does not have that property, and one has to adopt different approaches. In particular, we are going to obtain a set of bounds on error probabilities that would allow one to: (i) control probability of false alarm; and (ii) establish a lower bound on probability of detection.

A lower bound on LPD and upper bounds on the unconditional probability of false alarm, LPFA<sup>\*</sup>, for a version of WL CUSUM (21) has been established in Guépié, Fillatre, and Nikiforov (2017); Mana, Guépié, and Nikiforov (2023) in the case of known signal duration. These results can be extended and modified to fit our setting. While the idea behind the proof of the following results is not new, there are several key differences. First, the stopping times considered by Guépié, Fillatre, and Nikiforov (2017); Mana, Guépié, and Nikiforov (2023) all had the delay of  $M$  observations. Specifically, their versions of WL CUSUM and FMA could not stop during the “warm-up” period before the first  $M$  observations have been collected. Consequently, the optimization criterion used in that work maximized the local probability of detection over changes that start at least at time  $M$ , in our notation that would correspond to  $\nu \geq M$ . Our results hold for all three procedures (WL CUSUM, FMA, and modified FMA) with no restriction on when the change starts. That distinction is especially important for FMA when its window size is chosen to be greater than the smallest change duration,  $\inf \mathcal{D}$ . Second, we dropped the need to check whether the partial sums of likelihood ratios are associated.

**Lemma 1.** *For the WL CUSUM rule given by (21) the following bounds hold:*

$$\text{LPFA}_m(T_{\text{WL}}) \leq 1 - \left[ \prod_{k=1}^M \text{P}_\infty \left( \sum_{i=1}^k \lambda_i < b \right) \right]^m, \quad (36)$$

$$\text{LPD}_\pi(T_{\text{WL}}) \geq \sum_{k \in \mathcal{D}} \pi_k \text{P}_0 \left( \sum_{i=1}^{k \wedge M} \lambda_i \geq b \mid N = k \right), \quad (37)$$

where  $k \wedge M = \min\{k, M\}$ .

**Proof.** Let  $S_a^b = \sum_{i=a}^b \lambda_i$  for  $1 \leq a \leq b$ . Note that for the i.i.d. model (2) the partial sums  $S_a^b$  are associated (Robbins 1954; Esary, Proschan, and Walkup 1967, Thm. 5.1)

under  $P_\infty$ . We first prove (36). Consider  $LPFA_m$ :

$$\begin{aligned}
LPFA_m(T_{WL}) &= 1 - \inf_{\ell \geq 0} \frac{P_\infty(T_{WL} > \ell + m)}{P_\infty(T_{WL} > \ell)} \\
&\leq 1 - \inf_{\ell \geq 0} P_\infty \left( \bigcap_{n=\ell+1}^{\ell+m} \left\{ \max_{1 \leq j \leq n \wedge M} S_{n-j+1}^n < b \right\} \right) \\
&\leq 1 - \min_{0 \leq \ell \leq M-1} \prod_{n=\ell+1}^{\ell+m} \prod_{j=1}^{n \wedge M} P_\infty \left( S_{n-j+1}^n < b \right) \\
&= 1 - \left[ \prod_{j=1}^M P_\infty \left( S_{M-j+1}^M < b \right) \right]^m,
\end{aligned}$$

where both inequalities are due to association between partial sums. The statement (36) follows due to independence of  $\lambda$ 's. Second, we prove (37). Clearly,

$$P_\nu(T_{WL} > \nu + k \mid T > \nu, N = k) = \frac{P_\nu \left( \bigcap_{n=1}^{\nu+k} \left\{ \max_{1 \leq j \leq n \wedge M} S_{n-j+1}^n < b \right\} \mid N = k \right)}{P_\infty \left( \bigcap_{n=1}^{\nu} \left\{ \max_{1 \leq j \leq n \wedge M} S_{n-j+1}^n < b \right\} \right)}.$$

Let  $(k - M)^+$  denote  $\max\{0, k - M\}$ . It is not hard to see that

$$\bigcap_{n=1}^{\nu+k} \left\{ \max_{1 \leq j \leq n \wedge M} S_{n-j+1}^n < b \right\} \subseteq \bigcap_{n=1}^{\nu} \left\{ \max_{1 \leq j \leq n \wedge M} S_{n-j+1}^n < b \right\} \cap \left\{ S_{\nu+1+(k-M)^+}^{\nu+k} < b \right\},$$

if all changes ending after  $\nu$  are omitted except for the longest one that starts after  $\nu$  and ends at exactly  $\nu + k$ . Due to independence of  $\lambda$ 's

$$\begin{aligned}
P_\nu \left( \bigcap_{n=1}^{\nu+k} \left\{ \max_{1 \leq j \leq n \wedge M} S_{n-j+1}^n < b \right\} \mid N = k \right) \\
\leq P_\infty \left( \bigcap_{n=1}^{\nu} \left\{ \max_{1 \leq j \leq n \wedge M} S_{n-j+1}^n < b \right\} \right) P_\nu \left( S_{\nu+1+(k-M)^+}^{\nu+k} < b \mid N = k \right).
\end{aligned}$$

Consequently,

$$P_\nu(T_{WL} > \nu + k \mid T > \nu, N = k) \leq P_0 \left( S_{1+(k-M)^+}^k < b \mid N = k \right),$$

and (37) follows.  $\square$

It is worth noting that for practical purposes the upper bound on the probability of false alarms (36) is most important, especially in security-critical applications where one needs to guarantee that the error probability does not exceed a prescribed level. These bounds are amenable to numerical calculation and can be evaluated with arbitrary precision without relying on randomized methods. We further explore the sharpness of both bounds in Section 5, although (37) should be a lot less accurate since it relies on omitting a noticeable chunk of observation.

### 4.3. FMA design

Recall the generalized FMA rule given in (23):

$$T_{\text{FMA}:M} = \inf \left\{ n \geq 1 : \sum_{i=\max\{1, n-M+1\}}^n \lambda_i \geq b_n \right\},$$

where the first  $(M - 1)$  thresholds are chosen according to (24). This rule is similar to window-limited CUSUM studied in the previous section in that it has a sliding window structure to its detection statistic. For this reason, bounds similar to (36)–(37) can be established for FMA (23), although the set of permissible change duration  $\mathcal{D}$  directly affects the choice of  $M$ .

**Lemma 2.** *For the FMA rule given by (23)–(24) the following upper bound holds:*

$$\text{LPFA}_m(T_{\text{FMA}}) \leq 1 - \left[ \text{P}_\infty \left( \sum_{i=1}^M \lambda_i < b \right) \right]^m. \quad (38)$$

Furthermore, if  $M \leq \inf \mathcal{D}$ , then

$$\text{LPD}_\pi(T_{\text{FMA}}) \geq \text{P}_0 \left( \sum_{i=1}^M \lambda_i \geq b \mid N = M \right). \quad (39)$$

Although the proof follows the same lines as that for window-limited CUSUM, it is worth pointing out several key differences. If there are values in  $\mathcal{D}$  smaller than  $M$ , the lower bound on  $\text{LPD}_\pi$  is negatively affected and has a different form than in (39). Indeed, the worst-case performance is then determined by the shorter changes where partial sums contain terms from both under-change and pre-change modes. For this reason, we strongly recommend setting  $M = \inf \mathcal{D}$ . Finally, we would like to mention that bounds similar to (38) and (39) can be obtained for the version of FMA where all thresholds are the same, i.e.,  $b_n = b$  for all  $n \geq 1$ .

## 5. Numerical study and simulations

In this section, we carry out a comparative analysis of several detection rules. The four procedures of interest are: CUSUM (18); window-limited CUSUM (21); classical FMA (23) with unadjusted thresholds; and modified FMA (further everywhere mFMA) with thresholds adjusted according to (24).

Recall the maximum likelihood-based nature of the rules we consider (see Section 3). Since window-limited CUSUM assumes that an upper bound on the change duration is known, in the context of this work it makes sense to set its window size equal to the maximum of all possible change duration values, i.e.,  $M = \sup \mathcal{D}$ . FMA rules, on the other hand, arise from the assumption that the change duration is known. Furthermore, Lemma 2 suggests that its probability of detection might be significantly affected when the actual change duration is smaller than the assumed putative value. For that reason, we set the window size equal to the smallest possible change duration value, i.e.,  $M = \inf \mathcal{D}$ . In Subsection 5.1, we explore how reasonable the proposed choice of window size is.

Our task is two-fold.

- In Subsection 5.1, we compare how the probability of detection (6) vs. the probability of false alarm (13) varies between the procedures in question. In addition to the comparative analysis of four detection procedures, we check how accurate the theoretical bounds from Lemma 1 and Lemma 2 are for the operating characteristics of window-limited CUSUM and mFMA.
- In Subsection 5.2, we consider whether the distribution of the stopping times under  $P_\infty$  for each rule is close to exponential. To do this, we examine the QQ-plots for all the rules. If  $P_\infty$ -distribution of all rules is approximately exponential, we can use the approximation (25) relating  $LPFA_m$  to ARL. We check how accurate this approximation is for each detection rule. We also consider two approximations for the ARL of the classical FMA: Lai’s asymptotic approximation (Lai (1974)) and Noonan and Zhigljavsky’s continuous-time approximation (Noonan and Zhigljavsky (2020, 2021)), which does not claim to be asymptotic. Thus, in addition to assessing the accuracy of said approximations, we also investigate the asymptotic behavior of the two.

### 5.1. Performance analysis

In this section, we consider the case where the standard Gaussian i.i.d. sequence undergoes a shift in mean of 1. Specifically,

$$\begin{aligned} Y_t &\sim \mathcal{N}(0, 1) && \text{for } t \leq \nu, \\ Y_t &\sim \mathcal{N}(1, 1) && \text{for } \nu + 1 \leq t \leq \nu + N, \\ Y_t &\sim \mathcal{N}(0, 1) && \text{for } t < \nu + N. \end{aligned}$$

It is worth noting that this model has been verified for near-Earth space informatics when it is necessary to identify streaks of low observable space objects with telescopes in plain images that appear and disappear at unknown points in time and space Tartakovsky et al. (2021a).

We consider two cases for the potential change duration:

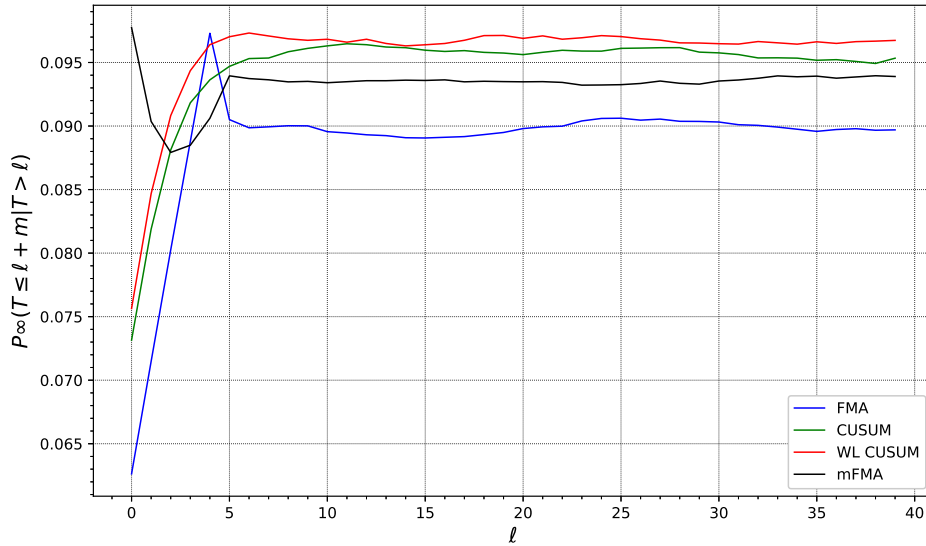
- (1) varying from 5 to 10, i.e.,  $N \in \mathcal{D} = \{5, 6, \dots, 10\}$ ; and
- (2) varying from 7 to 15, i.e.,  $N \in \mathcal{D} = \{7, 8, \dots, 15\}$ .

In the first case, we set LPFA window to  $m = 10$  and in the second case  $m = 15$ . In both cases, we assume a uniform prior  $\pi$  in LPD (13).

To obtain the operating characteristics of CUSUM we use the integral equations framework described above with  $10^4$ -by- $10^4$  matrices, which provides extreme precision. Detection statistics of other procedures do not allow for recursive expression, so we fall back to Monte Carlo simulations. For a valid comparison of the rules, the threshold for each procedure is chosen so that

$$LPFA_m(T_{CS}) \approx LPFA_m(T_{WL}) \approx LPFA_m(T_{FMA}) \approx LPFA_m(T_{mFMA}).$$

When estimating  $LPFA_m(T)$  we must find out where the supremum of  $P_\infty(T \leq \ell + m \mid T > \ell)$  as a function of  $\ell$  is attained. Figure 1 shows  $P_\infty(T \leq \ell + m \mid T > \ell)$  as a function of  $\ell$  for all four rules for the case  $\mathcal{D} = \{5, 6, \dots, 10\}$  and  $m = 10$ . Note that for the CUSUM and the WL CUSUM algorithms the maximum is attained in the



**Figure 1.** The PFA  $P_\infty(T \leq \ell + m \mid T > \ell)$  vs  $\ell$  with  $m = 10$ .

quasi-stationary mode, as expected. For the FMA algorithm it peaks at  $M - 1$ , while for mFMA this is no longer the case, although its maximum is attained early on.

For each rule  $T$  in question (except for CUSUM), for estimating  $\text{LPFA}_m(T)$  we use Monte Carlo simulations to estimate its (unconditional) pmf. To ensure accuracy, we run the simulations until at least 1000 observations have been collected for each of the events  $\{T = j\}$ ,  $j \leq 30$ . Clearly,

$$\hat{p}_j = \frac{1}{K} \sum_{k=1}^K \mathbb{1}\{T_k > j\}$$

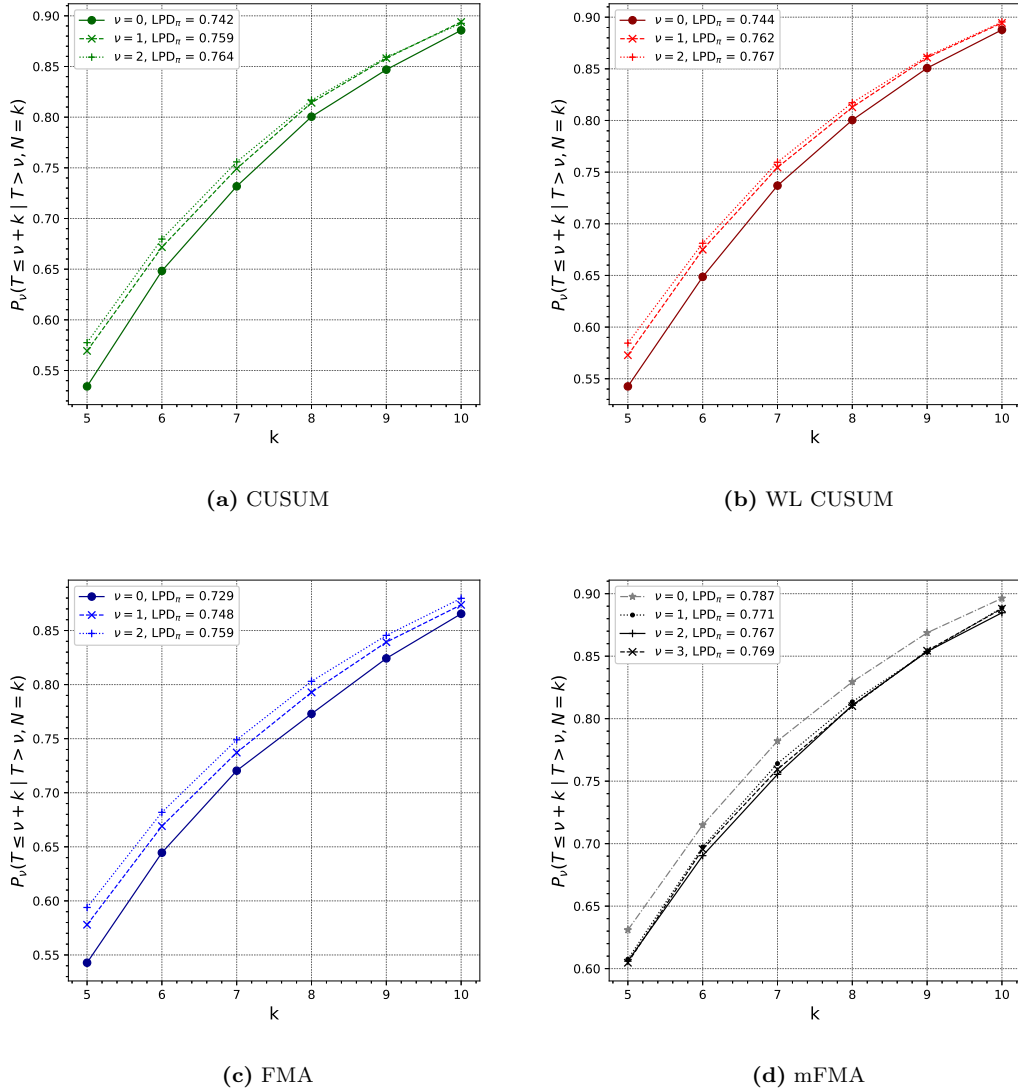
are unbiased estimators of  $P_\infty(T > j)$ . We use  $\hat{p}_{j+m}/\hat{p}_j$  to estimate  $P_\infty(T > j + m \mid T > j)$ . We use second (resp. first) order Taylor approximation of  $\hat{p}_{j+m}/\hat{p}_j$  about  $P_\infty(T > j + m \mid T > j)$  to estimate its expected value (resp. variance). Since  $\text{Cov}_\infty(\hat{p}_j, \hat{p}_{j+m}) = P_\infty(T > j + m) P_\infty(T \leq j)/K$  these approximations yield

$$\begin{aligned} E_\infty \left( \frac{\hat{p}_{j+m}}{\hat{p}_j} \right) &\approx P_\infty(T > j + m \mid T > j), \\ \text{Var}_\infty \left( \frac{\hat{p}_{j+m}}{\hat{p}_j} \right) &\approx \frac{P_\infty(T > j + m \mid T > j) P_\infty(T \leq j + m \mid T > j)}{K P_\infty(T > j)}, \end{aligned}$$

so we do not need to correct for bias and have a handle on the standard error. The standard error varies depending on the values of  $\text{LPFA}_m(T)$ . However, the relative values are almost the same and for different procedures do not exceed the following values:

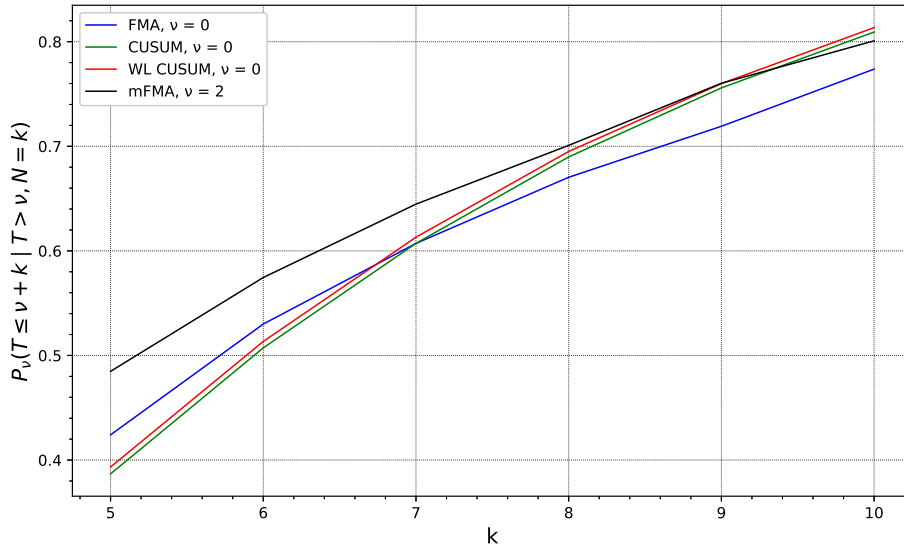
- for the first case: WL CUSUM – 1%, FMA – 1%, mFMA – 0.9%; and
- for the second case: WL CUSUM – 0.8%, FMA – 0.8%, mFMA – 0.7%.

To estimate  $\text{LPD}_\pi$  we must find out at what  $\nu$  in the equation (13) the infimum is attained. Simulations (for WL CUSUM and FMA) and numerical analysis (for CUSUM) suggest that minimum in (13) is reached when  $\nu = 0$  for all procedures except for mFMA, for which it is attained before  $\nu = 5$  in both scenarios (see Figure 2 for the case  $\mathcal{D} = \{5, 6, \dots, 10\}$ ).



**Figure 2.** Probability  $P_\nu(T \leq \nu + k | T > \nu, N = k)$  vs  $k$  for the four detection rules with different  $\nu$  when  $\text{LPFA}_m \approx 0.1$ .

Figure 3 illustrates how the minimal value  $\inf_\nu P_\nu(T \leq \nu + k | T > \nu, N = k)$  depends on  $k$  for all algorithms when  $\mathcal{D} = \{5, 6, \dots, 10\}$  and  $\text{LPFA}_m \approx 0.05$ . For CUSUM, WL CUSUM, and FMA the minimal value of the probability  $P_\nu(T \leq \nu + k | T > \nu, N = k)$  is attained at  $\nu = 0$  while for mFMA it is attained at  $\nu = 2$ . The WL CUSUM procedure performs better than CUSUM. The mFMA performs better than the classical FMA. Not surprisingly, FMA and mFMA (which are by design tuned to  $\inf \mathcal{D}$ ) perform significantly better than its competitors at low values of the change duration, while at larger values of the change duration WL CUSUM and CUSUM take



**Figure 3.** Comparison of  $P_\nu(T \leq \nu + k | T > \nu, N = k)$  vs  $k$  for FMA, mFMA, CUSUM, WL CUSUM with  $LPFA_m \approx 0.05$  for the case  $\mathcal{D} = \{5, 6, \dots, 10\}$ . For each procedure  $\nu$  is chosen where the infimum in (13) is reached.

**Table 1.** Operating characteristics of the WL CUSUM, CUSUM and FMA algorithms for  $\mathcal{D} = \{5, 6, \dots, 10\}$ .

$LPFA_m$	$10^{-1}$	$5 \cdot 10^{-2}$	$2 \cdot 10^{-2}$	$10^{-2}$	$5 \cdot 10^{-3}$	$10^{-3}$	$10^{-4}$
$LPD_\pi(T_{WL})$	0.7444	0.6350	0.4970	0.3950	0.3139	0.1730	0.0639
$SE(T_{WL})$	0.0013	0.0016	0.0017	0.0016	0.0015	0.0010	0.0005
$LPD_\pi^{ie}(T_{Cs})$	0.7415	0.6326	0.4769	0.3655	0.2794	0.1290	0.0305
$LPD_\pi(T_{FMA})$	0.7291	0.6214	0.4719	0.3841	0.2977	0.1558	0.0514
$SE(T_{FMA})$	0.0014	0.0016	0.0018	0.0017	0.0014	0.0009	0.0003
$LPD_\pi(T_{mFMA})$	0.7672	0.6631	0.5126	0.4181	0.3258	0.1666	0.0556
$SE(T_{mFMA})$	0.0012	0.0016	0.0018	0.0018	0.0015	0.0009	0.0003

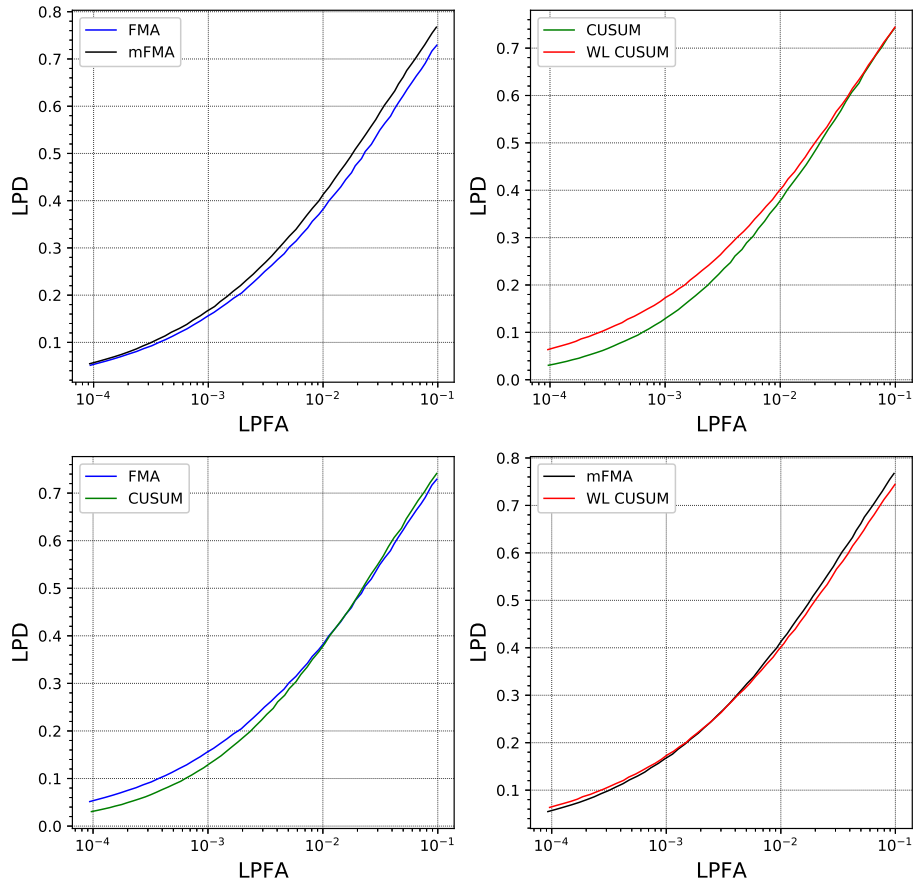
the lead.

The comparison of all rules showing LPD as a function of LPFA for the case  $\mathcal{D} = \{5, 6, \dots, 10\}$  is presented in Table 1 and Figure 4. Here  $SE(T_{WL})$ ,  $SE(T_{FMA})$ , and  $SE(T_{mFMA})$  are standard errors when evaluating  $LPD_\pi$  for the three procedures.

Figure 4 shows that the window-limited CUSUM procedure performs better than the classic CUSUM procedure. Moreover, the difference increases when  $LPFA \rightarrow 0$ . It also shows that the mFMA procedure performs better than the classic FMA. However, as expected, the difference decreases when  $LPFA \rightarrow 0$ . The mFMA procedure performs much better than its competitors at not quite small LPFA values, while the window-limited CUSUM procedure performs significantly better than its competitors at  $LPFA \rightarrow 0$ . However, when LPFA tends to zero, the values of LPD are rather poor for practical purposes. More often in practice, the duration of the change is longer, as in the second case where  $N \in \mathcal{D} = \{7, 8, \dots, 15\}$ .

The comparison of all rules showing LPD as a function of LPFA for  $\mathcal{D} = \{7, 8, \dots, 15\}$



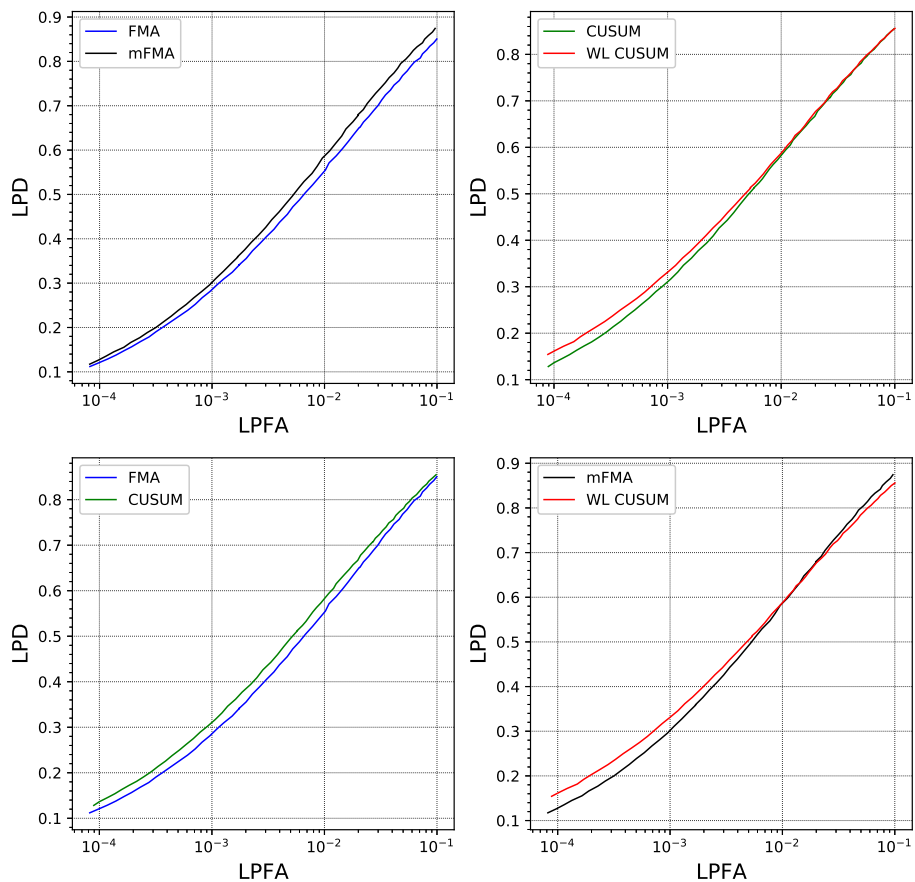


**Figure 4.** Comparison of operating characteristics (LPD vs LPFA) of the FMA, mFMA, CUSUM and WL CUSUM procedures for  $\mathcal{D} = \{5, 6, \dots, 10\}$ ; horizontal axis log-scale.

**Table 2.** Operating characteristics of the WL CUSUM, CUSUM and FMA algorithms for  $\mathcal{D} = \{7, 8, \dots, 15\}$ .

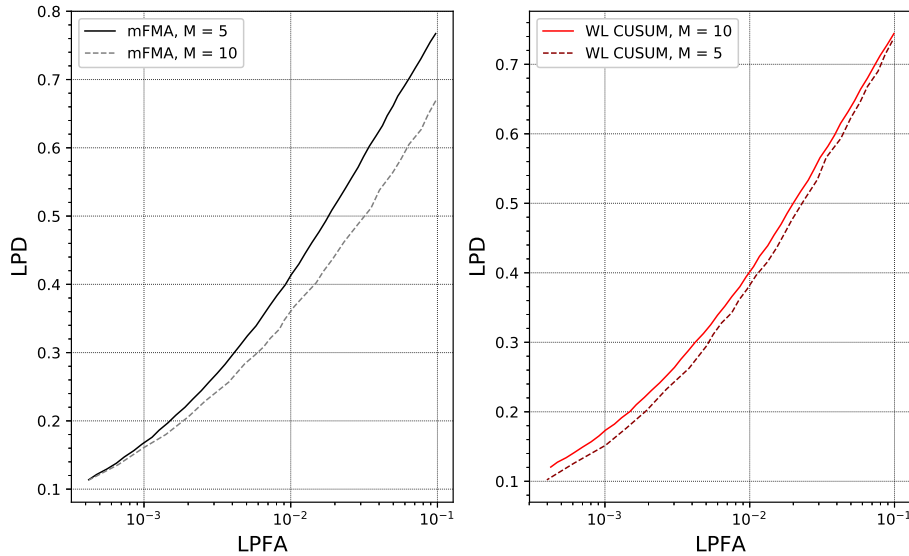
LPFA <sub>m</sub>	$10^{-1}$	$5 \cdot 10^{-2}$	$2 \cdot 10^{-2}$	$10^{-2}$	$5 \cdot 10^{-3}$	$10^{-3}$	$10^{-4}$
LPD <sub>π</sub> (T <sub>WL</sub> )	0.8549	0.7829	0.6770	0.5842	0.5129	0.3250	0.1629
SE(T <sub>WL</sub> )	0.0007	0.0010	0.0012	0.0013	0.0013	0.0012	0.0008
LPD <sub>π</sub> <sup>ie</sup> (T <sub>CS</sub> )	0.8551	0.7812	0.6676	0.5738	0.4953	0.3167	0.1370
LPD <sub>π</sub> (T <sub>FMA</sub> )	0.8514	0.7680	0.6528	0.5552	0.4716	0.2824	0.1205
SE(T <sub>FMA</sub> )	0.0007	0.0010	0.0013	0.0014	0.0014	0.0011	0.0006
LPD <sub>π</sub> (T <sub>mFMA</sub> )	0.8734	0.7945	0.6797	0.5813	0.4947	0.2962	0.1262
SE(T <sub>mFMA</sub> )	0.0007	0.0009	0.0012	0.0014	0.0015	0.0012	0.0046

is presented in Table 2 and Figure 5.



**Figure 5.** Comparison of operating characteristics (LPD vs LPFA) of the FMA, mFMA, CUSUM and WL CUSUM for  $\mathcal{D} = \{7, 8, \dots, 15\}$ ; horizontal axis log-scale.

The conclusions that were made in the first case hold for other values of the anomaly



**Figure 6.** Performance comparison (LPD vs LPFA) for mFMA and WL CUSUM tuned to different window sizes  $M$  for the case where change duration varies  $\mathcal{D} = \{5, 6, \dots, 10\}$ .

duration. However, for more realistic values of the change duration, the LPD values are noticeably higher.

To corroborate the recommended choice of window size (see Section 3) for window-limited CUSUM (maximum of all possible change duration values, i.e.,  $M = \sup \mathcal{D}$ ) and for mFMA (smallest possible change duration values, i.e.,  $M = \inf \mathcal{D}$ ), we performed a numerical comparison of the performance (LPD vs LPFA) of the considered rules tuned to different window size  $M$ . Figure 6 shows that the window-limited CUSUM procedure, for which the window size is equal to the maximum of all possible change duration values, i.e.,  $M = 10$ , performs better than the window-limited CUSUM procedure, for which the window size is  $M = 5$ . In contrast, the mFMA procedure, for which the window size is equal to the smallest possible change duration value, i.e.,  $M = 5$ , performs better than the mFMA procedure, for which the window size is equal to  $M = 10$ .

The results of the comparison operating characteristics of WL CUSUM and mFMA obtained by using Lemma 1 and Lemma 2 (theoretical bounds for the operating characteristics) and by Monte Carlo simulations are presented in Table 3 and Table 4, respectively. As expected, the upper bounds are very conservative.

**Table 3.** Operating characteristics for WL CUSUM (theoretical bounds vs MC simulations).

Upper bound for LPFA					
theoretical bounds	0.4724	0.2507	0.0939	0.0413	0.0174
MC simulations	0.0999	0.0497	0.0195	0.0096	0.0049
Lower bound for LPD					
theoretical bounds	0.612	0.521	0.403	0.320	0.246
MC simulations	0.744	0.635	0.490	0.389	0.304

**Table 4.** Operating characteristics for mFMA (theoretical bounds vs MC simulations).

Upper bound for LPFA					
theoretical bounds	0.1617	0.0806	0.0294	0.0136	0.0067
MC simulations	0.0985	0.0493	0.0191	0.0097	0.0049
Lower bound for LPD					
theoretical bounds	0.551	0.438	0.304	0.224	0.166
MC simulations	0.767	0.664	0.514	0.407	0.321

**Table 5.** MC simulations vs asymptotic approximation for  $\text{LPFA}_m$ .

$\text{LPFA}_{mc}(T_{\text{WL}})$	$9.91 \cdot 10^{-2}$	$9.45 \cdot 10^{-3}$	$10.1 \cdot 10^{-4}$	$9.6 \cdot 10^{-5}$
$\text{LPFA}_{exp}(T_{\text{WL}})$	$9.31 \cdot 10^{-2}$	$9.31 \cdot 10^{-3}$	$10.0 \cdot 10^{-4}$	$9.9 \cdot 10^{-5}$
Deviation, %	6.0	1.5	0.9	3.3
$\text{LPFA}_{ie}(T_{\text{CS}})$	$9.79 \cdot 10^{-2}$	$10.4 \cdot 10^{-3}$	$10.2 \cdot 10^{-4}$	$9.7 \cdot 10^{-5}$
$\text{LPFA}_{exp}(T_{\text{CS}})$	$9.45 \cdot 10^{-2}$	$10.1 \cdot 10^{-3}$	$10.3 \cdot 10^{-4}$	$10.8 \cdot 10^{-5}$
Deviation, %	3.5	2.3	1.0	11.8
$\text{LPFA}_{mc}(T_{\text{FMA}})$	$9.81 \cdot 10^{-2}$	$10.2 \cdot 10^{-3}$	$9.70 \cdot 10^{-4}$	$9.3 \cdot 10^{-5}$
$\text{LPFA}_{exp}(T_{\text{FMA}})$	$8.78 \cdot 10^{-2}$	$9.81 \cdot 10^{-3}$	$9.70 \cdot 10^{-4}$	$9.7 \cdot 10^{-5}$
Deviation, %	10.5	4.0	0.1	3.7
$\text{LPFA}_{mc}(T_{\text{mFMA}})$	$9.72 \cdot 10^{-2}$	$10.1 \cdot 10^{-3}$	$9.60 \cdot 10^{-4}$	$9.3 \cdot 10^{-5}$
$\text{LPFA}_{exp}(T_{\text{mFMA}})$	$9.33 \cdot 10^{-2}$	$10.1 \cdot 10^{-3}$	$9.70 \cdot 10^{-4}$	$9.2 \cdot 10^{-5}$
Deviation, %	4.1	0.2	0.9	0.7

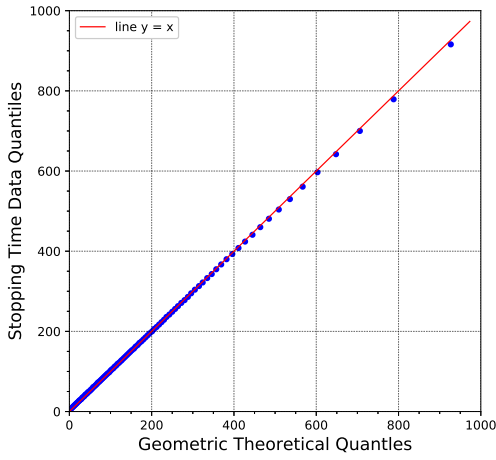
## 5.2. Asymptotic exponentiality of stopping times

We now investigate whether the distribution of the stopping times of change detection procedures under  $\mathbb{P}_\infty$  (i.e., under the no-change hypothesis) is close to exponential. We use QQ plots to assess whether this is the case. Specifically, we plot the empirical quantiles of the observed stopping time against the theoretical quantiles of the geometric distribution with parameter  $K / \sum_{i=1}^K T_i$ , where  $T_i$ 's are the generated stopping times. To accomplish this we perform Monte Carlo simulations with  $10^7$  runs for each of the four detection rules with thresholds chosen so that the ARL of each detection procedure is approximately equal to 200. Window-limited CUSUM and FMA are configured as in our first scenario, i.e., to detect a change of duration from 5 to 10. For each Monte Carlo run, we get the stopping time assuming the change never occurs. The QQ plots in Figure 7 suggest that the distributions are indeed close to geometric even for moderate values of the ARL to false alarm. Hence, the following approximation to  $\text{LPFA}_m$  may be used:

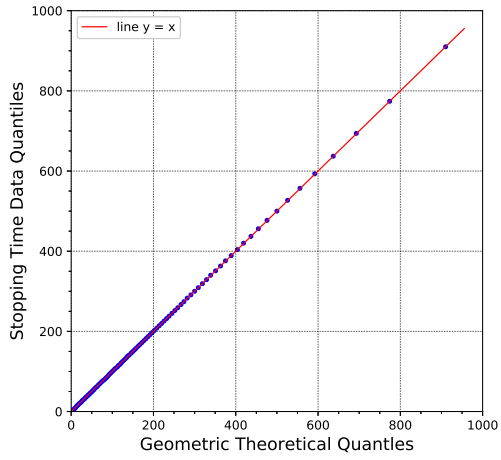
$$\text{LPFA}_{exp}(T) = 1 - \left(1 - \frac{1}{\text{ARL}(T)}\right)^m. \quad (40)$$

This allows one to estimate LPFA by using ARL, which significantly reduces the computational burden associated with MC simulations in Section 5.1. Comparison of  $\text{LPFA}_{exp}$  obtained using approximation (40) and simulated ARL with MC estimate  $\text{LPFA}_{mc}$ , as described in Section 5.1, is presented in Table 5. As can be seen, the approximation (40) is very accurate for all change detection rules. Thus, this approximation is useful in most practical problems, simplifying the selection of thresholds.

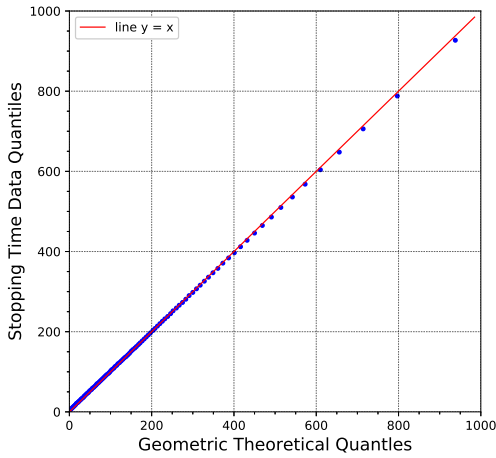
Next, we study accuracy of two known approximations for ARL of the classical FMA – specifically, Lai's asymptotic approximation (Lai (1974)) and Noonan and



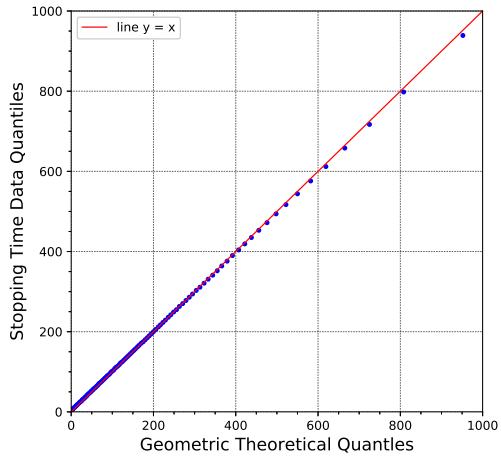
(a) FMA



(b) Modified FMA



(c) CUSUM



(d) WL CUSUM

**Figure 7.** Quantile-Quantile (QQ) plots for FMA, Modified FMA, CUSUM, WL CUSUM when  $ARL \approx 200$ . The  $x$ -axis shows the theoretical quantiles of the geometric distribution with parameter  $\approx 1/200$  and the  $y$ -axis shows the quantiles of distributions of the observed stopping times for each of the four detection rules.

**Table 6.** MC simulations of  $\text{ARL}(T_{\text{FMA}})$  vs. its approximation  $\text{ARL}_{N-Zh}$  and  $\text{ARL}_{Lai}$ .

Threshold	2.25	2.89	3.70	4.18	4.67	5.71	7.00
$\text{ARL}(T_{\text{FMA}})$	109.63	211.47	545.50	1026.43	2032.5	10488	108960
$\text{ARL}_{N-Zh}(T_{\text{FMA}})$	114.11	217.36	555.88	1047.30	2077.6	10902	115490
Deviation, %	4.08	2.78	1.90	2.03	2.22	3.95	5.99
$\text{ARL}_{Lai}(T_{\text{FMA}})$	59.44	126.17	359.36	713.09	1477.7	8325.4	92946
Deviation, %	45.78	40.34	34.12	30.53	27.29	20.62	14.70

Zhigljavsky’s approximation (Noonan and Zhigljavsky (2020)).

Noonan and Zhigljavsky studied a rule they dubbed the MOSUM test. In the case of Gaussian observations, this procedure is equivalent to the classical FMA test. Otherwise, MOSUM compares the observed signal, rather than the log-likelihood ratio process, to a threshold. Their approximation to the ARL of  $T_{\text{FMA}}$  is as follows:

$$\text{ARL}_{N-Zh}(T_{\text{FMA}}) = -\frac{M \cdot F(2, h, h_M)}{\theta_M(h)^2 \log(\theta_M(h))} + M, \quad (41)$$

where  $h = b + M/2$ ,  $h_M = h + 0.8239/\sqrt{M}$ ,  $b$  is the threshold in (23), and

$$F(1, h, h_M) = \Phi(h)\Phi(h_M) - \varphi(h_M) [h\Phi(h) + \varphi(h)].$$

Here  $\Phi$  is the standard normal cdf,  $\varphi$  is the standard normal pdf, and

$$\begin{aligned} F(2, h, h_M) &= \frac{\varphi^2(h_M)}{2} [(h^2 - 1 + \sqrt{\pi}h)\Phi(h) + (h + \sqrt{\pi})\varphi(h)] - \\ &\quad - \varphi(h_M)\Phi(h_M) [(h + h_M)\Phi(h) + \varphi(h)] + \Phi(h)\Phi^2(h_M) + \\ &\quad + \int_0^\infty \Phi(h-x) [\varphi(h_M+x)\Phi(h_M-x) - \sqrt{\pi}\varphi^2(h_M)\Phi(\sqrt{2}x)] dx, \end{aligned}$$

with  $\theta_M(h) = F(2, h, h_M)/F(1, h, h_M)$ .

Lai’s approximation for ARL of  $T_{\text{FMA}}$  has a much simpler expression:

$$\text{ARL}_{Lai}(T_{\text{FMA}}) = (1 - \Phi((b + M/2)/\sqrt{M}))^{-1}. \quad (42)$$

Despite its simplicity, it is asymptotically exact, in that  $\text{ARL}_{Lai}(T_{\text{FMA}}) \rightarrow \mathbf{E}_\infty(T_{\text{FMA}})$  as  $b \rightarrow \infty$ .

For both approximations, we used the scenario that was used in the first case when the change duration varies from 5 to 10, i.e.,  $N \in \mathcal{D} = \{5, 6, \dots, 10\}$ . We run a Monte Carlo simulation (with  $10^6$  runs) for various threshold values and look at how simulated results align with the predictions. The results are presented in Table 6. It is clear that Lai’s approximation gives poor accuracy for small threshold values. As the threshold increases, the deviation of the estimate by Lai’s approximation from the estimate by Monte Carlo simulations decreases, as expected. Noonan and Zhigljavsky’s approximation gives good results: deviation from Monte Carlo simulations does not exceed 6%. However, for large thresholds, the deviation of the estimate by Noonan and Zhigljavsky’s approximation from the estimate by Monte Carlo simulations increases. From this, we can conclude that, unlike Lai’s approximation, Noonan and Zhigljavsky’s approximation is not asymptotic. Thus, using (40) and (41) may be recommended to

a practitioner working in the low ARL setting, while Lai’s approximation (42) may be used as a conservative asymptotically exact lower bound for the ARL of FMA regardless of threshold.

## 6. Conclusions and discussion

We provided a review of existing change detection frameworks and performance measures and examined their relevance for detecting intermittent changes. A thorough discussion as to the differences between these settings prompted us to propose one specific choice of false alarm and correct detection measures. The formulation handles changes of unknown duration, whether the length of change is deterministic or random. Furthermore, the transient nature of the signal coupled with the maximum likelihood principle yielded three detection rules that are equivalent to three stopping times popular in literature: CUSUM, window-limited CUSUM, and FMA. In addition, a particular property when maximizing the likelihood ratio for FMA brought to light a modification of the FMA rule that, to the best of our knowledge, has not been considered before. The simulation study further supported the conjecture that the modified FMA is superior to the classical one.

We presented ways to design each of the detection rules and performed a comparative numerical analysis between the four. The window-limited CUSUM procedure shows operating characteristics better than the CUSUM procedure, and the modified FMA procedure performs better than the classic FMA. For low values of the change duration FMA and modified FMA perform significantly better than their competitors. The modified FMA performs significantly better than the others. For the CUSUM procedure, very accurate performance estimates can be obtained by solving integral equations. For the window-limited CUSUM and the modified FMA, we obtained theoretical bounds on both LPFA and LPD. The former not only allows one to control the false alarm rate and thus choose a threshold that guarantees that the rate does not exceed a prescribed value, but also turned out to be reasonably accurate. The bound on LPD, however, is typically rough and not recommended for practical purposes.

An important direction of further research would involve the case of deterministic signal duration  $N$  and the choice of  $\pi$  in (13). One possible motivation could be as follows. Consider a family of oracle rules  $\{T_{N^*} : N^* \geq 1\}$  that are tuned to a particular change duration  $N^*$ , i.e., solve

$$\sup_{T \in \mathcal{C}(m, \alpha)} \inf_{\nu \geq 0} \mathbb{P}_\nu(T \leq \nu + N^* \mid T > \nu, N = N^*).$$

Then  $\pi$  should be chosen so that compared to *any* oracle rule  $T_{N^*}$ ,  $N^* \in \mathcal{D}$ , the loss in performance of a rule satisfying (14) should remain bounded as  $\alpha \rightarrow 0$  with  $m$  either fixed or  $m = m(\alpha) \rightarrow \infty$  at a certain rate.

Another interesting avenue of research would be to investigate the connection between formulation (12), (14) and formulation (13), (14) in the asymptotic setting.

## References

Bakhache, Bacem, and Igor Nikiforov. 2000. “Reliable Detection of Faults in Measurement Systems.” *International Journal of Adaptive Control and Signal Processing* 14: 683 – 700.

- Bar-Shalom, Y., and X. R. Li. 1993. *Estimation and Tracking: Principles, Techniques and Software*. Artech House Radar Library. Boston-London: Artech House.
- Berenkov, N. R., A. G. Tartakovsky, and A. E. Kolessa. 2020. “Reliable Detection of Dynamic Anomalies With Application to Extracting Faint Space Object Streaks From Digital Frames.” In *2020 International Conference on Engineering and Telecommunication (EnT-MIPT 2020)*, Dolgoprudny, Russia, 25-26 November.
- Blackman, S. S., R. J. Dempster, and T. J. Broida. 1993. “Multiple Hypothesis Track Confirmation for Infrared Surveillance Systems.” *IEEE Transactions on Aerospace and Electronic Systems* 29 (3): 810–823.
- Broder, Bruce, and Stuart C. Schwartz. 1990. “Quickest Detection Procedures and Transient Signal Detection.” .
- Debar, H., M. Dacier, and A. Wespi. 1999. “Toward a Taxonomy of Intrusion Detection Systems.” *Computer Networks* 31 (8): 805–822.
- Duncan, Acheson Johnston. 1986. *Quality Control and Industrial Statistics (5th ed.)*. Richard D. Irwin Professional Publishing, Inc.
- Ebrahimzadeh, Ehsan, and Aslan Tchamkerten. 2015. “Sequential Detection of Transient Changes in Stochastic Systems Under a Sampling Constraint.” *2015 IEEE International Symposium on Information Theory (ISIT)* 156–160.
- Egea-Roca, Daniel, José A. López-Salcedo, Gonzalo Seco-Granados, and H. Vincent Poor. 2018. “Performance Bounds for Finite Moving Average Tests in Transient Change Detection.” *IEEE Transactions on Signal Processing* 66 (6): 1594–1606.
- Ellis, Juanita, and Tim Speed. 2001. *The Internet Security Guidebook: From Planning to Deployment*. Academic Press.
- Esary, J. D., F. Proschan, and D. W. Walkup. 1967. “Association of Random Variables, With Applications.” *Annals of Mathematical Statistics* 38 (5): 1466–1474.
- Guépié, Blaise Kévin, Lionel Fillatre, and Igor Nikiforov. 2012. “Sequential Detection of Transient Changes.” *Sequential Analysis* 31 (4): 528–547.
- Guépié, Blaise Kévin, Lionel Fillatre, and Igor Nikiforov. 2017. “Detecting a Suddenly Arriving Dynamic Profile of Finite Duration.” *IEEE Transactions on Information Theory* 63 (5): 3039–3052.
- Jeske, Daniel R., Nathaniel T. Steven, Alexander G. Tartakovsky, and James D. Wilson. 2018a. “Statistical Methods for Network Surveillance.” *Applied Stochastic Models in Business and Industry* 34 (4): 425–445. Discussion Paper.
- Jeske, Daniel R., Nathaniel T. Steven, James D. Wilson, and Alexander G. Tartakovsky. 2018b. “Statistical Network Surveillance.” *Wiley StatsRef: Statistics Reference Online* 1–12.
- Kent, S. 2000. “On the Trail of Intrusions Into Information Systems.” *IEEE Spectrum* 37 (12): 52–56.
- Lai, Tze Leung. 1974. “Control Charts Based on Weighted Sums.” *Annals of Statistics* 2 (1): 134–147.
- Lai, Tze Leung. 1998. “Information Bounds and Quick Detection of Parameter Changes in Stochastic Systems.” *IEEE Transactions on Information Theory* 44 (7): 2917–2929.
- Liang, Yuchen, Alexander G. Tartakovsky, and Venugopal V. Veeravalli. 2022. “Quickest Change Detection With Non-Stationary Post-Change Observations.” *IEEE Transactions on Information Theory* 68: Early Access.
- Lorden, Gary. 1971. “Procedures for Reacting to a Change in Distribution.” *Annals of Mathematical Statistics* 42 (6): 1897–1908.
- Mana, Fatima Ezzahra, Blaise Kévin Guépié, Raphaële Deprost, Eric Herber, and Igor Nikiforov. 2022. “The Air Pollution Monitoring by Sequential Detection of Transient Changes.” *IFAC Papers online* 55-5: 60–65.
- Mana, Fatima Ezzahra, Blaise Kévin Guépié, and Igor Nikiforov. 2023. “Sequential Detection of an Arbitrary Transient Change Profile by the FMA Test.” *Sequential Analysis* 1–21.
- Mei, Yajun. 2008. “Is Average Run Length to False Alarm Always an Informative Criterion?” *Sequential Analysis* 27 (4): 354–376.
- Moustakides, George V. 1986. “Optimal Stopping Times for Detecting Changes in Distribu-



- tions.” *Annals of Statistics* 14 (4): 1379–1387.
- Moustakides, George V. 2014. “Multiple Optimality Properties of the Shewhart Test.” *Sequential Analysis* 33 (3): 318–344.
- Moustakides, George V., Aleksey S. Polunchenko, and Alexander G. Tartakovsky. 2011. “A Numerical Approach to Performance Analysis of Quickest Change-Point Detection Procedures.” *Statistica Sinica* 21 (2): 571–596.
- Noonan, Jack, and Anatoly Zhigljavsky. 2020. “Power of the MOSUM Test for Online Detection of a Transient Change in Mean.” *Sequential Analysis* 39 (2): 269–293.
- Noonan, Jack, and Anatoly Zhigljavsky. 2021. “Approximations for the Boundary Crossing Probabilities of Moving Sums of Random Variables.” *Methodology and Computing in Applied Probability* 23 (3): 873–892.
- Ortner, M., and A. Nehorai. 2007. “A Sequential Detector for Biochemical Release in Realistic Environments.” *IEEE Transactions on Signal Processing* 55 (8): 4173–4182.
- Page, E. S. 1954. “Continuous Inspection Schemes.” *Biometrika* 41 (1–2): 100–114.
- Peng, Tao, Christopher Leckie, and Kotagiri Ramamohanarao. 2004. “Proactively Detecting Distributed Denial of Service Attacks Using Source IP Address Monitoring.” In *Networking 2004*, edited by Nikolas Mitrou, Kimon Kontovasilis, George N. Rouskas, Ilias Iliadis, and Lazaros Merakos, Vol. 3042 of *Lecture Notes in Computer Science*, 771–782. Berlin, DE: Springer-Verlag.
- Pollak, M., and A. G. Tartakovsky. 2009. “Asymptotic Exponentiality of the Distribution of First Exit Times for a Class of Markov Processes With Applications to Quickest Change Detection.” *Theory of Probability and its Applications* 53 (3): 430–442.
- Pollak, Moshe. 1985. “Optimal Detection of a Change in Distribution.” *Annals of Statistics* 13 (1): 206–227.
- Polunchenko, A. S., and A. G. Tartakovsky. 2010. “On Optimality of the Shiryaev–Roberts Procedure for Detecting a Change in Distribution.” *Annals of Statistics* 38 (6): 3445–3457.
- Raghavan, V., A. Galstyan, and A. G. Tartakovsky. 2013. “Hidden Markov Models for the Activity Profile of Terrorist Groups.” *Annals of Applied Statistics* 7: 2402–24307.
- Robbins, H. E. 1954. “A Remark on the Joint Distribution of Cumulative Sums.” *Annals of Mathematical Statistics* 25: 614–616.
- Rovatsos, Georgios, Shaofeng Zou, and Venugopal V. Veeravalli. 2017. “Quickest Change Detection Under Transient Dynamics.” In *2017 IEEE International Conference on Acoustics, Speech, and Signal Processing, ICASSP 2017 - Proceedings*, ICASSP, IEEE International Conference on Acoustics, Speech and Signal Processing - Proceedings, Jun., 4785–4789. Institute of Electrical and Electronics Engineers Inc.
- Siegmund, David. 1985. *Sequential Analysis: Tests and Confidence Intervals*. Series in Statistics. New York, USA: Springer-Verlag.
- Spivak, V.S., and A. G. Tartakovsky. 2020. “Efficient Algorithm for Initialization of Object Tracks Based on Change-point Detection Method.” In *2020 International Conference on Engineering and Telecommunication (EnT-MIPT 2020)*, Dolgoprudny, Russia, 25–26 November.
- Tartakovsky, A. G. 2005. “Asymptotic Performance of a Multichart CUSUM Test Under False Alarm Probability Constraint.” In *Proceedings of the 44th IEEE Conference Decision and Control and European Control Conference (CDC-ECC’05), Seville, SP*, 320–325. IEEE, Omnipress CD-ROM.
- Tartakovsky, A. G. 2014. “Rapid Detection of Attacks in Computer Networks by Quickest Change-point Detection Methods.” In *Data Analysis for Network Cyber-Security*, edited by N. Adams and N. Heard, 33–70. London, UK: Imperial College Press.
- Tartakovsky, A. G. 2020. *Sequential Change Detection and Hypothesis Testing: General Non-i.i.d. Stochastic Models and Asymptotically Optimal Rules*. Monographs on Statistics and Applied Probability 165. Boca Raton, London, New York: Chapman & Hall/CRC Press, Taylor & Francis Group.
- Tartakovsky, A. G., and J. Brown. 2008. “Adaptive Spatial-Temporal Filtering Methods for Clutter Removal and Target Tracking.” *IEEE Transactions on Aerospace and Electronic*

- Systems* 44 (4): 1522–1537.
- Tartakovsky, A. G., I. V. Nikiforov, and M. Basseville. 2014. *Sequential Analysis: Hypothesis Testing and Change-point Detection*. Monographs on Statistics and Applied Probability. Boca Raton, London, New York: Chapman & Hall/CRC Press.
- Tartakovsky, A.G., N.R. Berenkov, A.E. Kolessa, and I.V. Nikiforov. 2021a. “Optimal Sequential Detection of Signals With Unknown Appearance and Disappearance Points in Time.” *IEEE Transactions on Signal Processing* 69: 2653–2662.
- Tartakovsky, Alexander G. 2002. “An Efficient Adaptive Sequential Procedure for Detecting Targets.” In *Proceedings of the IEEE Aerospace Conference, Big Sky, MT, USA*, edited by David A. Williamson, Vol. 4, Mar., 1581–1596. IEEE.
- Tartakovsky, Alexander G. 2008. “Discussion on “Is Average Run Length to False Alarm Always an Informative Criterion?” by Yajun Mei.” *Sequential Analysis* 27 (4): 396–405.
- Tartakovsky, Alexander G., Nikita R. Berenkov, Alexei E. Kolessa, and Igor V. Nikiforov. 2021b. “Optimal Sequential Detection of Signals With Unknown Appearance and Disappearance Points in Time.” *IEEE Transactions on Signal Processing* 69: 2653–2662.
- Tartakovsky, Alexander G., Moshe Pollak, and Aleksey S. Polunchenko. 2012. “Third-order Asymptotic Optimality of the Generalized Shiryaev–Roberts Change-point Detection Procedures.” *Theory of Probability and its Applications* 56 (3): 457–484.
- Tartakovsky, Alexander G., and Aleksey S. Polunchenko. 2008. “Quickest Change-point Detection in Distributed Multisensor Systems Under Unknown Parameters.” In *Proceedings of the 11th IEEE International Conference on Information Fusion, Cologne, DE*, Jul.
- Tartakovsky, Alexander G., Boris L. Rozovskii, Rudolf B. Blažek, and Hongjoong Kim. 2006a. “Detection of Intrusions in Information Systems by Sequential Change-point Methods.” *Statistical Methodology* 3 (3): 252–293.
- Tartakovsky, Alexander G., Boris L. Rozovskii, Rudolf B. Blažek, and Hongjoong Kim. 2006b. “A Novel Approach to Detection of Intrusions in Computer Networks Via Adaptive Sequential and Batch-sequential Change-point Detection Methods.” *IEEE Transactions on Signal Processing* 54 (9): 3372–3382.
- Wang, Z.J., and P. Willett. 2005a. “Detecting Transients of Unknown Length.” In *2005 IEEE Aerospace Conference*, 2236–2247.
- Wang, Z.J., and P. Willett. 2005b. “A Variable Threshold Page Procedure for Detection of Transient Signals.” *IEEE Transactions on Signal Processing* 53 (11): 4397–4402.
- Willsky, Alan S., and Harold L. Jones. 1976. “A Generalized Likelihood Ratio Approach to the Detection and Estimation of Jumps in Linear Systems.” *IEEE Transactions on Automatic Control* 21 (1): 108–112.
- Woodroffe, Michael. 1982. *Nonlinear Renewal Theory in Sequential Analysis*. Vol. 39 of *CBMS-NSF Regional Conference Series in Applied Mathematics*. Philadelphia, PA, USA: SIAM.
- Yakir, B. 1995. “A Note on the Run Length to False Alarm of a Change-point Detection Policy.” *Annals of Statistics* 23 (1): 272–281.
- Zou, Shaofeng, Georgios Fellouris, and Venugopal V. Veeravalli. 2017a. “Asymptotic Optimality of D-CuSum for Quickest Change Detection Under Transient Dynamics.” In *2017 IEEE International Symposium on Information Theory, ISIT 2017*, IEEE International Symposium on Information Theory - Proceedings, 08, 2263–2267. Institute of Electrical and Electronics Engineers Inc.
- Zou, Shaofeng, Georgios Fellouris, and Venugopal V. Veeravalli. 2017b. “Quickest Change Detection Under Transient Dynamics: Theory and Asymptotic Analysis.” *IEEE Transactions on Information Theory* PP.