

AUDIO TIME-SCALE MODIFICATION WITH TEMPORAL COMPRESSING NETWORKS

Ernie Chu^{1*} Ju-Ting Chen^{2*} Chia-Ping Chen³

¹Research Center for Information Technology Innovation, Academia Sinica

²National Cheng Kung University

³National Sun Yat-sen University

ABSTRACT

We proposed a novel approach in the field of time-scale modification on audio signals. While traditional methods use the framing technique, spectral approach uses the short-time Fourier transform to preserve the frequency during temporal stretching. TSM-Net, our neural-network model encodes the raw audio into a high-level latent representation. We call it Neuralgram, in which one vector represents 1024 audio samples. It is inspired by the framing technique but addresses the clipping artifacts. The Neuralgram is a two-dimensional matrix with real values, we can apply some existing image resizing techniques on the Neuralgram and decode it using our neural decoder to obtain the time-scaled audio. Both the encoder and decoder are trained with GANs, which shows fair generalization ability on the scaled Neuralgrams. Our method yields little artifacts and opens a new possibility in the research of modern time-scale modification. The audio samples can be found on our website¹.

Index Terms— Time-scale Modification, GAN, Neural Vocoder

1. INTRODUCTION

With the advance of technologies and digitalization, we can store and reproduce multimedia content nowadays. We can even manipulate the materials in a way that we couldn't imagine before digitalization. For example, image resizing and video editing, which change the dimensionality of the digital pictures spatially and temporally, respectively. Another ubiquitous application regarding audio signals called time-scaled modification (TSM) is used in our daily life. It's also known as playback speed control in the video streaming platforms such as YouTube.

With the power of artificial intelligence (AI) and modern computation hardware, however, we haven't discovered any method using AI to refine the TSM algorithm and leverage the quality of the synthetic audio to the next level. Consider we have pragmatic AI tools in similar domains like image super-resolution [1] and motion estimation, motion compensation (MEMC) [2], etc.

Naively re-sampling the raw audio signal to get a scaled version causes serious pitch-shifting effects, because not only the overall duration is changed but the wavelength of each frequency component is also modified. TSM is a historical research topic. Several methods have been proposed, including time-domain and spectral approaches. The ultimate goal of TSM is to synthesize high-quality audio that is perceptually indistinguishable from a real-world recording. Despite the effort of early research and wide applications on the

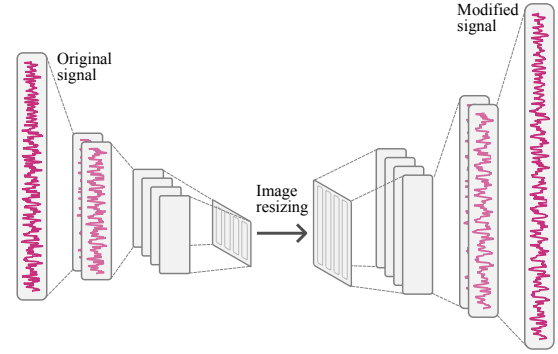


Fig. 1. Overall architecture for the proposed method. Both of the input and output are one-dimensional audio signals. The number of channels increases with each layer of convolutional neural networks in the encoder.

market. The existing methods achieve this goal only on speech-only audio. When it comes to more complicated content, such as music, users would face a trade-off between degradations in the harmonic source and percussive source. We aim to build a universal method that fits all kinds of audio content.

In our work, we use an architecture similar to the autoencoder [3], which encodes the data into high-level (and typically low-dimensional) latent vectors and tries its best to decode it back to the original data. In our model, the dimension of the latent vectors is 1024 times smaller than the original one, which means one sample in the latent vector can represent more than an entire wave in the raw audio waveform. Since the latent vector is an image-like multi-dimension vector, we can apply the existing image resizing techniques to scale it. Finally, we decode the resized latent vector to obtain the time-scaled audio waveform. Our overall architecture is illustrated in Figure 1.

To make the decoder generalizes on the unseen scaled latent vectors, we have to model the data distribution instead of directly measuring the L2 distance on the existing dataset, which leads to blurry output upon unseen data. Therefore, we employ a discriminative neural network to help us train the autoencoder [4]. The discriminative network computes the adversarial loss, which measures how well it distinguishes real and generated data. We will go into detail about the training objective and its effectiveness later.

Our main contribution is to propose a simple yet powerful data-driven method that shows strong performances on various audio contents. We would also like to reinitiate the research on TSM in the

*Work done at National Sun Yat-sen University

¹<https://ernestchu.github.io/tsm-net-demo/>.

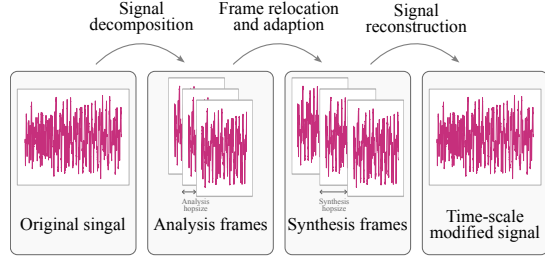


Fig. 2. Generic processing pipeline of time-domain time-scale modification (TSM) procedures.

Machine Learning era. Through the improvement of this fundamental tool in audio processing, we believe a wide range of applications can be directly benefited.

2. RELATED WORKS

2.1. Time-domain approach

The main idea of TSM is that instead of scaling the raw waveforms on the time axis, which leads to pitch shifts due to the changes of wavelengths, we segment the audio into small chunks of fixed length, a.k.a frames or windows to keep the wavelength intact. To minimize the boundary breakage after processing, the adjacent frames are overlapped and rearranged to obtain the synthetic audio. As shown in Figure 2. The original distance between the start of each frame is called analysis hop size. After frame relocation, the distance becomes the synthesis hop size, and the ratio of the analysis hop size and the synthesis hop size is the rate at which the audio is sped up or down [5]. In addition, the Hann window [6] is applied to each analysis frame to maintain the amplitude of overlapped areas. The main challenge is the harmonic alignment problem, as shown in Figure 3. With significant periodicities, an unconstrained ratio of the analysis to synthesis hop size can cause a discrepancy with the original waveform. Specifically, the phases of the same frequency components in the frames do not synchronize properly, which leads to serious interference despite the identical waveforms. Several enhancements have been proposed to solve the synchronization problem [7][8][9]. However, the resultant sound is usually non-natural and contains audible clipping artifacts. This is the negative effect of the framing technique. Moreover, the time-domain TSM only preserves the most prominent periodicity. For audio with a wide range of frequencies composition, like pop music, symphony, and orchestra, the less prominent sound are often erased in the process.

2.2. Spectral-domain approach

Another approach tries to manipulate the audio in the spectral space, using short-time Fourier transform (STFT) to convert the frequency information in the raw waveform to a more semantic representation with complex numbers [10]. The magnitude and phase parts can be further derived. Unfortunately, unlike the magnitudes, which give constructive and straightforward audio features, the phases are relatively complicated and hard to model. Moreover, due to the heavy correlation between each phase bin, we have to use a phase vocoder [11] to estimate phases and the instantaneous frequencies after care-

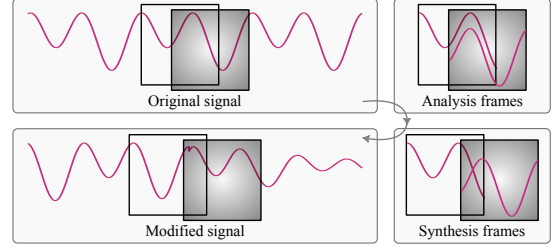


Fig. 3. An illustration of the harmonic alignment problem. The black boxes demonstrate the rearrangement of the frames. An unconstrained scale ratio would lead to serious interference.

fully relocating STFT bins to avoid peculiar artifacts, a.k.a. phasiness. Despite some refined methods [12][13][14], which improve both the vertical and horizontal phase coherence, the spectral representation is essentially not directly scalable, and the iterative phase propagation process in the phase vocoder is an inevitable overhead.

2.3. Neural vocoder

Modeling audio is not a trivial task for neural networks. To illustrate it, we can take image generation for example. DCGAN [15] is a generative neural network which synthesizes realistic images with dimensions of $3 \times 64 \times 64$. There are 12288 pixels that the model needs to estimate. A 5 seconds stereo audio clip with sampling rate of 22050 Hz has $2 \times 5 \times 22050 = 220500$ samples. Not to mention each pixel is stored in 8 bits while each audio sample is stored in 16 bits and has 256 times possible values than an image pixel. Decreasing the sampling rate to simplify the dimensionality is another option. However, the Nyquist-Shannon sampling theorem suggests that the low sampling rate would lead to serious aliasing.

Models that directly generate raw audio waveforms are known as vocoders. A vocoder can be conditioned on some high-level abstract features such as linguistic features or spectrograms. The spectrogram is the magnitude part from the output of STFT. It expresses the frequency composition clearly and is easy to model thanks to its smooth variations over time. As mentioned above, the phases are relative hard to estimate, therefore in applications like text-to-speech (TTS) [16] pipeline, the network often predicts the speech spectrogram of given texts, then uses a vocoder to get the raw audio. The early vocoders include Griffin-Lim [17], WORLD [18], etc. The modern neural-based vocoders start with WaveNet [19], which predicts the distribution for each audio sample conditioned on all previous ones. However, the autoregressive model runs too slow to apply on real-time applications. FloWaveNet [20] and WaveGlow [21] are neural vocoders based on bipartite transforms. They present a faster inference speed and high-quality synthetic audio but require larger models and more parameters to be as expressive as the autoregressive models, and thus harder to train. WaveGAN [22], MelGAN [23] and VocGAN [24] employ the generative adversarial network [4] training architecture in which a discriminator is used to measure the divergence of synthetic audio and the real audio and try to learn the generator optimal weights to make the synthetic audio as realistic as possible. The discriminator usually works in multiple scales to take care of different frequency bands in the audio data. This kind of approach allows small models to generate high-fidelity audio samples.

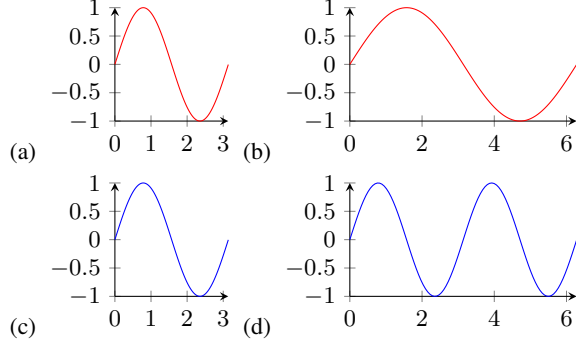


Fig. 4. An illustration for the desire TSM. While doubling the audio duration, the frequency should be kept intact. The original signal contains the sinusoid for a single frequency (a,c). The erroneous signal (b) is the result of directly scaling on the raw waveform, which changes the wavelength of the sinusoid and produces pitch shifting. The desired behavior (d) can be achieved by scaling on the Neuralgram, which compresses the entire sinusoid into one vector. We then repeat the vector and produce two waves through the decoder.

3. METHODOLOGY

In this section, we would have a complete discussion on Neuralgram, a novel representation of audio signals, and how it can be used in the TSM. We also make a brief comparison between Neuralgram and other common representations such as the spectrogram. Finally, we go into detail about the TSM-Net architecture, including an autoencoder and several discriminators.

3.1. Latent representation

We proposed a new representation for audio called Neuralgram to provide a novel approach to TSM. The Neuralgram is a temporally compressed feature map extracted from the middle of a neural autoencoder. A Neuralgram is applicable on TSM only when the following exists.

1. An encoder-decoder pair that is capable of fairly reconstructing the raw waveform.
2. A compression ratio that is high enough to put an entire sinusoid of the lowest frequency present into one sample in the Neuralgram.

Instead of directly scaling on the raw waveform, which leads to the pitch shifting, we encode the raw waveform as a real-valued Neuralgram and scale the Neuralgram. Finally, we decode the scaled Neuralgram to get time-scaled audio without pitch shifting, as illustrated in Figure 4. Because one sample in neuralgram encodes more than an entire sinusoid for each frequency component, resizing the Neuralgram using Bilinear or Bicubic interpolation can repeat the entire sinusoids in the reconstructed waveform rather than changing their wavelengths and frequencies.

3.1.1. Neuralgram vs. Spectrogram

In the literature, most of the works related to the neural vocoder use the spectrogram family as the modeling condition. Why do we

bother to opt for a new representation? These traditional representations encode different frequency information into the same amount of samples in the latent space. This leads to different upsample scaling ratios during the decoding process depending on the frequency since each frequency has its wavelength. The transformation function with the variable upsampling ratio is harder to approximate with convolutional generative models. On the other hand, our Neuralgram encodes different frequency components proportionally. This is intuitive for convolutional networks and the model is easier to train.

3.2. The TSM-Net model

3.2.1. Autoencoder

Our model is adapted from the MelGAN [23]. In the original generator, the input is a mel-spectrogram, which would be upsampled $256\times$ to a raw audio waveform. In the proposed model, to compress the entire sinusoid into one sample, we increase the upsampling rate to $1024\times$, because for audio with the sampling rate of 22050Hz, a 20Hz sinusoid, which is the lowest frequency the human ear perceives takes up 1102.5 samples. The upsampling is done in 5 stages of $8\times$, $8\times$, $4\times$, $2\times$ and $2\times$ upsampling. In addition, we reverse the modified generator and prepend it to the front to obtain the full autoencoder model A . Both the encoder and the decoder are initiated by an aggregating convolutional layer then followed by each downsampling/upsampling stage. Each stage is composed of a dilated downsampling/upsampling convolutional layer and a residual block that also contains a dilated convolutional block and a skip-connection to increase receptive fields. As discussed in the MelGAN paper, we also use kernel size as a multiple of stride to avoid checkerboard artifacts [25] and weight normalization [26] is also used after each layer to improve the sample quality.

3.2.2. Training objective

We employ the same discriminators as the ones in the MelGAN. Three discriminators (D_1, D_2, D_3) work in different scales simultaneously. Except for the one that works in the original scale, D_1 , the downsampling is performed beforehand using stridden average pooling with kernel size 4. With such arrangements, it's easier for each discriminator to learn features for the different frequency ranges of the audio. We can now formulate the adversarial losses for training the autoencoder A . We follow the MelGAN and use the hinge loss version of the GAN objective [27] to only penalize the unstable data distribution. We also inherit the feature-matching loss \mathcal{L}_{FM} additionally, which minimizes the L1 norm between the discriminator's feature maps of real and reconstructed audio. We accumulate the feature matching losses at each intermediate layer of all discriminators along with the training of the autoencoder.

$$\mathcal{L}_{FM}(A, D_k) = \mathbb{E}_x \left[\sum_{i=1}^T \frac{1}{N_i} \|D_k^{(i)}(x) - D_k^{(i)}(A(s))\|_1 \right] \quad (1)$$

where $D_k^{(i)}$ represents the i th layer's feature map output of the k th discriminator. N_i is a normalization factor and denotes the number of units in each layer. T represents the number of layers in each discriminator. Our final training objective is shown below with $\lambda = 10$.

$$\min_{D_k} \sum_{k=1}^3 \mathbb{E}_x [\min(0, 1 - D_k(x)) + \min(0, 1 + D_k(A(x)))] \quad (2)$$

$$\min_A \left(\mathbb{E}_x \left[- \sum_{k=1}^3 D_k(A(x)) \right] + \lambda \sum_{k=1}^3 \mathcal{L}_{FM}(A, D_k) \right) \quad (3)$$

where x represents the raw audio waveform, A represents the autoencoder, and D_k represents each discriminator. According to [28] and [29], the noise input is not necessary when the conditioning information is very strong in the generative model.

4. EXPERIMENT

We train our model with Tesla P100 on four Datasets, including FMA [30], Musicnet [31], VCTK [32] and the audio from the Data Structure class recording [33] lectured by Prof. C.B. Yang, NSYSU. All of the audio is resampled to 22050Hz. We also use two additional metrics to monitor our training but they are not included in the training losses.

1. Audio Reconstruction (AR). AR is the L1 norm between the real and reconstructed raw audio waveform.
2. Neuralgram Reconstruction (NR). NR is the L1 norm between the Neuralgrams encoded from the real and reconstructed raw audio waveform, i.e., the reconstructed Neuralgram has 1.5 passes through the autoencoder.

4.1. Training techniques

The model is easy to train, taking around a week to train from scratch. However, it's not guaranteed to converge in each run. A healthy loss for discriminator tends to fluctuate around 6. As long as the discriminator's loss decreases drastically, neither the autoencoder's loss nor the feature matching loss is able to return to a healthy value and diverges quickly, thus leading to poor quality. We can double-check this phenomenon from the AR and NR. Both reconstruction losses increase after the discriminator dominates the training. We can also perceive notable background noises in the reconstructed audio samples.

When Training on a more complex dataset, for example, on the FMA dataset, which contains lots of Pop music. The wide frequency range in Pop music makes it more difficult to train the GAN from scratch. We pre-train the autoencoder on the Classical music dataset, Musicnet. A pre-trained autoencoder is less likely to experience mode collapses [34]. On the contrary, a pre-trained discriminator cannot guide the autoencoder to perform a proper reconstruction.

4.2. Study on different compressing ratios

As mentioned above, a compressing ratio (CR) of $1024\times$ is large enough for the lowest perceivable frequency. We want to see whether a lower CR leads to the pitch-shifting in TSM. We examine different models with CR of $256\times$, $512\times$, and the original $1024\times$. Intuitively, the lower CR should provide smaller reconstruction errors, since the latent space is closer to the original data space. As expected, the pitch-shifting gradually presents as the frequency goes

down, and it seldom happens in the high frequencies. The smaller the CR, the higher frequency the pitch-shifting spreads. We highly recommend listening to the audio samples on our website to understand this amazing phenomenon.

4.3. Results

Compared to deterministic traditional TSM methods, our statistical approach provides a much easier way to manipulate the audio signal spatially. The real-valued Neuralgram gives a lot of potential for future works in this domain. Despite the reconstructed audio quality is not optimal due to the lack of carefully refining the model, the proposed method demonstrates competitive audio quality in various playback speeds, preserving both prominent and subtle frequency components and showing no phasiness like the one in spectral TSM. The performance is nice in comparison to the phase propagating spectral approaches. Worth mentioning, the boundary artifacts are subtly present as the audio is slowed down. This can be improved through the refinement of interpolation methods. We currently employ Bicubic interpolation for demonstrative purposes only. We attach the source code² accompanying this paper to encourage reproducibility and enhancements.

5. CONCLUSION AND FUTURE WORK

We have introduced a neural model and a new audio representation for the time-scale modification. The proposed method demonstrated a simple and efficient approach to manipulating audio contents spatially using the power of artificial intelligence. It mitigates or solves the issues found in the traditional TSM, such as the harmonic alignment problem, the background sound loss, and the phasiness. It can also be incorporated with advancements in other domains such as image interpolation to leverage the audio quality. The research of TSM has been silent for a long time, however, this ubiquitous technology is used in our everyday life. We believe our work will open a new possibility in enhancing the state-of-the-art methodology.

6. ACKNOWLEDGEMENT

This work is supported by Ministry of Science and Technology, Taiwan (R.O.C), under Grants no. 110-2813-C-110-050-E.

7. REFERENCES

- [1] Christian Ledig, Lucas Theis, Ferenc Huszar, Jose Caballero, Andrew Cunningham, Alejandro Acosta, Andrew Aitken, Alykhan Tejani, Johannes Totz, Zehan Wang, and Wenzhe Shi, "Photo-realistic single image super-resolution using a generative adversarial network," in *Proceedings of the IEEE Conference on Computer Vision and Pattern Recognition (CVPR)*, 2017.
- [2] Wenbo Bao, Wei-Sheng Lai, Xiaoyun Zhang, Zhiyong Gao, and Ming-Hsuan Yang, "Memc-net: Motion estimation and motion compensation driven neural network for video interpolation and enhancement," *IEEE Transactions on Pattern Analysis and Machine Intelligence (TPAMI)*, 2021.

²<https://github.com/ernestchu/tsm-net>.

- [3] Mark A. Kramer, "Nonlinear principal component analysis using autoassociative neural networks," *AIChE Journal*, 1991.
- [4] Ian Goodfellow, Jean Pouget-Abadie, Mehdi Mirza, Bing Xu, David Warde-Farley, Sherjil Ozair, Aaron Courville, and Yoshua Bengio, "Generative adversarial nets," in *Advances in Neural Information Processing Systems (NeurIPS)*, 2014.
- [5] Jonathan Driedger and Meinard Müller, "A review of time-scale modification of music signals," *Applied Sciences*, 2016.
- [6] O.M. Essenwanger, *Elements of Statistical Analysis*, General climatology. Elsevier, 1986.
- [7] Don Hejna and Bruce R Musicus, "The solafs time-scale modification algorithm," *Bolt, Beranek and Newman (BBN) Technical Report*, 1991.
- [8] Eric Moulines and Francis Charpentier, "Pitch-synchronous waveform processing techniques for text-to-speech synthesis using diphones," *Speech Communication*, 1990.
- [9] W. Verhelst and M. Roelands, "An overlap-add technique based on waveform similarity (WSOLA) for high quality time-scale modification of speech," in *IEEE International Conference on Acoustics, Speech, and Signal Processing (ICASSP)*, 1993.
- [10] J. Laroche and M. Dolson, "Improved phase vocoder time-scale modification of audio," *IEEE Transactions on Speech and Audio Processing*, 1999.
- [11] J. L. Flanagan and R. M. Golden, "Phase vocoder," *Bell System Technical Journal*, 1966.
- [12] Sebastian Kraft, Martin Holters, Adrian von dem Knesebeck, and Udo Zölzer, "Improved PVSOLA time-stretching and pitch-shifting for polyphonic audio," in *Proceedings of the International Conference on Digital Audio Effects (DAFx)*, 2012.
- [13] Alexis Moinet and Thierry Dutoit, "PVSOLA: A phase vocoder with synchronized overlap-add," in *Proceedings of the International Conference on Digital Audio Effects (DAFx)*, 2011.
- [14] Frederik Nagel and Andreas Walther, "A novel transient handling scheme for time stretching algorithms," in *Audio Engineering Society Convention*, 2009.
- [15] Alec Radford, Luke Metz, and Soumith Chintala, "Unsupervised representation learning with deep convolutional generative adversarial networks," *arXiv preprint arXiv:1511.06434*, 2016.
- [16] Xu Tan, Tao Qin, Frank Soong, and Tie-Yan Liu, "A survey on neural speech synthesis," *arXiv preprint arXiv:2106.15561*, 2021.
- [17] D. Griffin and Jae Lim, "Signal estimation from modified short-time fourier transform," *IEEE Transactions on Acoustics, Speech, and Signal Processing*, 1984.
- [18] Masanori Morise, Fumiya Yokomori, and Kenji Ozawa, "World: a vocoder-based high-quality speech synthesis system for real-time applications," *IEICE Transactions on Information and Systems*, 2016.
- [19] Aäron van den Oord, Sander Dieleman, Heiga Zen, Karen Simonyan, Oriol Vinyals, Alex Graves, Nal Kalchbrenner, Andrew W. Senior, and Koray Kavukcuoglu, "Wavenet: A generative model for raw audio," *arXiv preprint arXiv:1609.03499*, 2016.
- [20] Sungwon Kim, Sang-Gil Lee, Jongyoon Song, Jaehyeon Kim, and Sungroh Yoon, "FloWaveNet : A generative flow for raw audio," in *Proceedings of Machine Learning Research (PMLR)*, 2019.
- [21] Ryan Prenger, Rafael Valle, and Bryan Catanzaro, "Waveglow: A flow-based generative network for speech synthesis," in *IEEE International Conference on Acoustics, Speech and Signal Processing (ICASSP)*, 2019.
- [22] Chris Donahue, Julian McAuley, and Miller Puckette, "Adversarial audio synthesis," in *International Conference on Learning Representations (ICLR)*, 2019.
- [23] Kundan Kumar, Rithesh Kumar, Thibault de Boissiere, Lucas Gestein, Wei Zhen Teoh, Jose Sotelo, Alexandre de Brébisson, Yoshua Bengio, and Aaron C Courville, "MelGAN: Generative adversarial networks for conditional waveform synthesis," in *Advances in Neural Information Processing Systems (NeurIPS)*, 2019.
- [24] Jinhyeok Yang, Junmo Lee, Youngik Kim, Hoonyoung Cho, and Injung Kim, "VocGAN: A high-fidelity real-time vocoder with a hierarchically-nested adversarial network," *Interspeech*, 2020.
- [25] Augustus Odena, Vincent Dumoulin, and Chris Olah, "Deconvolution and checkerboard artifacts," *Distill*, 2016.
- [26] Tim Salimans and Durk P Kingma, "Weight normalization: A simple reparameterization to accelerate training of deep neural networks," in *Advances in Neural Information Processing Systems (NeurIPS)*, 2016.
- [27] Jae Hyun Lim and Jong Chul Ye, "Geometric GAN," *arXiv preprint arXiv:1705.02894*, 2017.
- [28] Michael Mathieu, Camille Couprie, and Yann LeCun, "Deep multi-scale video prediction beyond mean square error," *arXiv preprint arXiv:1511.05440*, 2016.
- [29] Phillip Isola, Jun-Yan Zhu, Tinghui Zhou, and Alexei A. Efros, "Image-to-image translation with conditional adversarial networks," in *Proceedings of the IEEE Conference on Computer Vision and Pattern Recognition (CVPR)*, 2017.
- [30] Kirell Benzi, Michaël Defferrard, Pierre Vandergheynst, and Xavier Bresson, "FMA: A dataset for music analysis," *arXiv preprint arXiv:1612.01840*, 2016.
- [31] John Thickstun, Zaid Harchaoui, Dean P. Foster, and Sham M. Kakade, "Invariances and data augmentation for supervised music transcription," in *IEEE International Conference on Acoustics, Speech and Signal Processing (ICASSP)*, 2018.
- [32] Junichi Yamagishi, Christophe Veaux, and Kirsten MacDonald, "CSTR VCTK Corpus: English multi-speaker corpus for CSTR voice cloning toolkit (version 0.92)," 2019.
- [33] Ernie Chu, "yang-ds-speech," <https://github.com/ernestchu/yang-ds-speech>, 2021, Online; Accessed 2022.
- [34] Tim Salimans, Ian Goodfellow, Wojciech Zaremba, Vicki Cheung, Alec Radford, Xi Chen, and Xi Chen, "Improved techniques for training gans," in *Advances in Neural Information Processing Systems (NeurIPS)*, 2016.