
FORGET EMBEDDING LAYERS: REPRESENTATION LEARNING FOR COLD-START IN RECOMMENDER SYSTEMS

Kuba Weimann
Zuse Institute Berlin
kuba.weimann@zib.de

Tim O. F. Conrad
Zuse Institute Berlin
conrad@zib.de

ABSTRACT

Recommender systems suffer from the cold-start problem whenever a new user joins the platform or a new item is added to the catalog. To address item cold-start, we propose to replace the embedding layer in sequential recommenders with a dynamic storage that has no learnable weights and can keep an arbitrary number of representations. In this paper, we present FELRec, a large embedding network that refines the existing representations of users and items in a recursive manner, as new information becomes available. In contrast to similar approaches, our model represents new users and items without side information or time-consuming fine-tuning. During item cold-start, our method outperforms similar method by 29.50%–47.45%. Further, our proposed model generalizes well to previously unseen datasets. The source code is publicly available at github.com/kweimann/FELRec.

1 Introduction

One of the main goals of *recommender systems* is to engage users with particular products by predicting their interests and suggesting appropriate items. In applications such as E-commerce, streaming platforms or advertising, increasing user engagement ideally translates to higher profits for the respective business. However, the actual recommendation task is complex and difficult. Recommender systems operate in inherently dynamic environments: new users join the system, existing users change their behavior, new items are added to the catalog. For instance, users of a video streaming platform have various preferences that emerge over time as they consume more content throughout their streaming sessions. In such ever-changing environments, recommender systems must constantly adapt not only to new users but also to newly added items. Thus, one of the big challenges for recommender systems is the phase when no sufficient information is available to make good recommendations for a user. This is commonly called the *cold-start* problem.

The cold-start problem is evident in classical approaches for modelling dynamic user behaviour, which are often based on sequential models. Sequential recommenders capture sequential patterns in the history of user activity. They rely on a sequence of user-item interactions to predict the next item that a user is likely to interact with. However, in the absence of interactions—during cold-start—the performance of sequential recommenders deteriorates. This is particularly visible in online systems, where new users and items arrive continuously [Vartak et al., 2017]. Various sequential models have been suggested in this area, such as Markov chains [Rendle et al., 2010, He and McAuley, 2016], recurrent neural networks [Hidasi et al., 2016, Hidasi and Karatzoglou, 2018], convolutional neural networks [Tang and Wang, 2018, He et al., 2020a], graph neural networks [Hamilton et al., 2017, Veličković et al., 2017, Wang et al., 2019], or attention-based networks [Kang and McAuley, 2018]. However, the main problems with cold-start have not been fully solved, and various further advancements have been proposed, including using available side information, meta-learning and fine-tuning (retraining).

Using available side information has been shown to improve the situation. This relies on information from available user profiles, item attributes [Mooney and Roy, 2000, Saveski and Mantrach, 2014] or even knowledge from 3rd party sources (e.g., Wikipedia [Narducci et al., 2016]). Side information can be combined with meta-learning approaches that estimate preferences of users based only on few user-item interactions ([Vartak et al., 2017, Lee et al., 2019, Pan et al., 2019, Sun et al., 2021]). However, many meta-learning approaches often only address user cold-start, or rely on side information, which may be incomplete or missing due to privacy reasons. In Zheng et al. [2021], the authors propose a

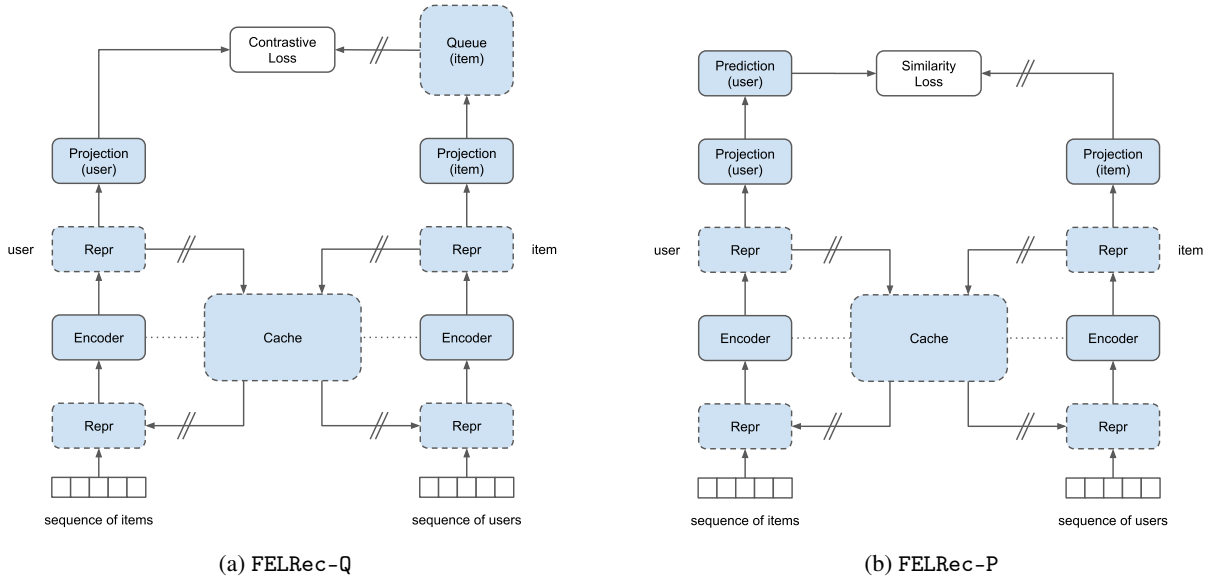


Figure 1: Architectures of FELRec-Q (a) and FELRec-P (b). In a user-item interaction, the user is represented as a sequence of items, and the item as a sequence of users. First, FELRec fetches the vector representations of items and users from the cache. Next, our model encodes the sequences into new vector representations of the user and the item, which are then stored in the cache. FELRec is trained to make the representations of user and item similar using contrastive learning (a) adopted from MoCo [He et al., 2020b], or a similarity loss (b) adopted from BYOL [Grill et al., 2020]. // means a stop-gradient operation.

meta-learning framework to address item cold-start without side information, but their approach requires pre-trained embeddings of existing items with many interactions to bootstrap the model. With time, these pre-trained embeddings are likely to lose relevance, requiring a retraining of the model to improve performance.

Another approach to deal with the item cold-start problem is fine-tuning—or retraining—the model to represent new items. However, fine-tuning is computationally expensive, and therefore often not feasible in online systems where latency matters. In Kumar et al. [2019], the authors propose mutually-recursive recurrent neural networks to generate dynamic embeddings of users and items, but they rely on the gradient of the loss function to update the model during test time. The downside is that this introduces a complex optimization process to keep the model up-to-date and significantly increases the computational effort.

In this work, we take a different approach to item cold-start and propose a new paradigm for training sequential recommenders to represent new users and items from scratch, without the need for side information and fine-tuning. We focus on the general recommendation of items to users based on implicit feedback provided by the users, i.e., user-item interactions. Our approach is based on sequential recommenders and follows the commonly used architecture: (1) item embedding layer; (2) sequence-to-sequence encoder; (3) prediction layer for next item in the sequence. However, the learned embedding cannot represent new items without fine-tuning, and we do not have side information to compute representations from. In the proposed model, we address these issues by replacing the embedding layer with a *cache* that can store an arbitrary number of representations. During training, our model retrieves previously computed representations from the cache to compute new representations of users and items in a recursive manner, but it never updates the cache with the gradient of the loss function. This allows the model to continuously update or add representations without the added computational overhead related to fine-tuning.

In principle, our model is a large embedding network that refines the existing representations of users and items as new information becomes available. To solve a recommendation task, the representations need to be similar if a user interacts with an item. To that end, we compare two representation learning approaches: (1) contrastive learning [Hadsell et al., 2006] adopted from MoCo [He et al., 2020b] and (2) the *Bootstrap Your Own Latent* approach BYOL [Grill et al., 2020]. We adjust these approaches so that our model learns to match users with relevant items, and vice versa.

The paper is organized as follows: we begin with a description of our proposed model in Section 2 where we discuss the design and technical details. We describe the data and experimental setup in Section 3. In Section 4, we compare the recommendation performance of our model during item cold-start (and beyond) with five other established baseline

methods. We briefly discuss the advantages and shortcomings of our model in Section 5. Finally, we describe related work and contrast it with our proposed model in Section 7.

The major contributions of our work are as follows.

1. We replace embedding layers in sequential recommenders with a dynamic storage that does not require side information or computation of the gradient of loss function to represent new items. In item cold-start scenarios, our method outperforms similar method by 29.50%–47.45%.
2. We show that in contrast to sequential recommenders with embedding layers, our model generalizes well to previously unseen large datasets without any fine-tuning.
3. The number of parameters in FELRec is independent of the size of dataset. The size of our model is several magnitudes smaller than the size of sequential recommenders with embedding layers.

2 FELRec

In this section, we describe our model called FELRec¹. The architecture of our model resembles commonly used sequential recommenders that consist of an embedding layer followed by a sequence-to-sequence encoder and a prediction layer. However, in contrast to conventional models, the embedding layer in FELRec is replaced by a *dynamically sized cache*. The cache serves the same purpose as an embedding layer—it provides the model with representations of items and users. It can be considered a dictionary of representations. In contrast to embedding layers, the cache can store an arbitrary number of representations and has no trainable weights. This allows FELRec to accommodate representations of new users and new items without the time-consuming process of fine-tuning (retraining). We train FELRec to make similar representations of users and items that interact with each other, using either a contrastive loss [Hadsell et al., 2006] adopted from MoCo [He et al., 2020b] or a similarity loss adopted from BYOL [Grill et al., 2020].

2.1 Problem statement

Let \mathcal{U} denote the set of users, \mathcal{X} the set of items and $S_u^t = [x_u^1, \dots, x_u^t]$ a sequence of items $x_u^i \in \mathcal{X}$, with which the user $u \in \mathcal{U}$ has interacted until some (relative) timestamp t . Since we do not use any kind of additional side information, users and items do not have any features. Given a sequence S_u^t , we seek to predict next item x_u^{t+1} . In other words, we model the probability of a user-item interaction over all available items $P(X = x_u^{t+1} | S_u^t)$.

2.2 Model architecture

The main idea underlying the proposed architecture is the following. Given a user-item interaction, FELRec first computes representations of the user and the item. Initially, the user is represented as a sequence of items that she interacted with in the past, and the item as a sequence of users that interacted with it. Based on this, FELRec fetches the corresponding vector representations of items and users from the cache. The cache can be implemented as any primitive collection, such as an array or dictionary. Next, FELRec encodes the sequences into new vector representations of the user and the item, which are then stored in the cache. Following this idea, we implement and compare two variants of the model: FELRec-P and FELRec-Q, which are different in how they are trained.

FELRec-Q

The first variant, FELRec-Q, uses a contrastive loss [Hadsell et al., 2006] to make the vector representations of user and item similar. Specifically, we train the model for a look-up task in a dictionary of items. Consider an encoded user-item interaction (\hat{u}, \hat{x}_+) and a dictionary of encoded items $\{\hat{x}_0, \dots, \hat{x}_{K-1}\}$ that contains \hat{x}_+ . We use InfoNCE [van den Oord et al., 2019], a contrastive loss function, to identify the positive sample \hat{x}_+ among negative samples in the dictionary:

$$\mathcal{L}_u = -\log \frac{\exp(\hat{u} \cdot \hat{x}_+ / \tau)}{\sum_{i=0}^{K-1} \exp(\hat{u} \cdot \hat{x}_i / \tau)} \quad (1)$$

where τ is a temperature hyperparameter [Wu et al., 2018] and similarity is measured by dot product. Similar to MoCo [He et al., 2020b], we maintain the dictionary as a queue of encoded items.

¹Forget Embedding Layers in **R**ecommenders

To formalize the model, let (u, x) be a user-item interaction, f_u user encoder, f_x item encoder and g_u, g_x respective user and item projection networks, which are small multi-layer perceptrons (MLP). We consider \hat{u} the projection of a user representation $\hat{u} = g_u(f_u(u))$. Similarly, \hat{x} is the projection of an item representation $\hat{x} = g_x(f_x(x))$, which we refer to as \hat{x}_+ in equation 1. We share parameters between the encoders such that $f_u = f_x$. During backpropagation, we stop the gradient in the item branch. Furthermore, we do not update the cache with the gradient of the loss function. The architecture of FELRec-Q is illustrated in Figure 1a.

We symmetrize the loss by simultaneously training the model to identify the positive user among negative users in a separate dictionary $\{\hat{u}_0, \dots, \hat{u}_{K-1}\}$:

$$\mathcal{L}_x = -\log \frac{\exp(\hat{x} \cdot \hat{u}_+ / \tau)}{\sum_{i=0}^{K-1} \exp(\hat{x} \cdot \hat{u}_i / \tau)} \quad (2)$$

where positive user $\hat{u}_+ = \hat{u}$. During backpropagation, we stop the gradient in the user branch. The final loss is the sum of these two losses: $\mathcal{L} = \mathcal{L}_u + \mathcal{L}_x$.

FELRec-P

In addition to the above presented model architecture, we implement a second variant of FELRec that uses a different representation learning paradigm adopted from BYOL [Grill et al., 2020]. We call this variant FELRec-P. Designed for image representation learning, BYOL minimizes a similarity loss between representations of different augmented views of the same image. We adjust BYOL to minimize a similarity loss between representations of user and item that interact with each other. In accordance with BYOL, we define two further MLPs: user prediction network h_u and item prediction network h_x . We train the model by minimizing the mean squared error between the normalized user prediction $h_u(\hat{u})$ and the item projection \hat{x} :

$$\mathcal{L}_u = 2 - 2 \cdot \frac{h_u(\hat{u}) \cdot \hat{x}}{\|h_u(\hat{u})\|_2 \cdot \|\hat{x}\|_2} \quad (3)$$

Following the original approach, we stop the gradient in the item branch. Further, we symmetrize the loss by computing the mean squared error between the normalized item prediction and user projection:

$$\mathcal{L}_x = 2 - 2 \cdot \frac{h_x(\hat{x}) \cdot \hat{u}}{\|h_x(\hat{x})\|_2 \cdot \|\hat{u}\|_2} \quad (4)$$

Again, we stop the gradient in the user branch. The final loss is the sum of these two losses: $\mathcal{L} = \mathcal{L}_u + \mathcal{L}_x$. The gradient stopping and reuse of the encoder make the model a *siamese neural network* that is conceptually similar to SimSiam [Chen and He, 2021]. Figure 1b illustrates the architecture of FELRec-P.

2.3 Encoder

The sequence-to-sequence encoder in FELRec is a Transformer [Vaswani et al., 2017] followed by a pooling layer. We use only the encoder part of the Transformer with the following hyperparameters: $N = 3$ layers, $d_{model} = 128$ output dimensions (model dimension), $d_{ff} = 256$ inner dimensions, $h = 4$ attention heads, $P_{drop} = 0.1$ dropout rate. The self-attention mechanism [Vaswani et al., 2017] in our encoder is bidirectional, i.e., every position in the sequence attends to the context to its left (past) and right (future). We mask only the empty positions in the input sequence. The pooling layer averages out all encodings, which are not masked, to form a single pooled vector. Finally, an additional linear layer transforms the pooled vector into a new vector representation of a user or item.

To better distinguish between input sequences, we add a *type embedding* to every position in the sequence. The type embedding is a learned embedding that symbolizes either user or item. It has the same dimension as the model.

2.4 Cache

We implement the cache as two look-up tables for users and items, respectively. The cache is empty at initialization and grows over time to accommodate new users and items. Non-existent entries are represented as a zero vector. During training, every epoch begins with an empty cache. We clear the cache to force the model to regularly learn how to compute new representations from scratch, as opposed to only improving existing representations.

In our experiments, we do not limit the cache size. Doing so may negatively impact the performance since the model will have fewer representations to use. Furthermore, this could exacerbate popularity bias because less popular users or items would be inevitably discarded [Cremonesi et al., 2010].

2.5 Projection & prediction networks

The vector representations of users and items are projected using small multi-layer perceptrons (MLP). The projection network in FELRec-Q consists of a hidden layer followed by batch normalization [Ioffe and Szegedy, 2015], rectified linear units (ReLU) [Nair and Hinton, 2010] and a linear output layer. The output size of the feedforward layers is the same as the model. FELRec-P utilizes a bottleneck structure in the projection and prediction networks, similar to BYOL [Grill et al., 2020] and SimCLR [Chen et al., 2020]. The MLPs follow the same architecture as the projection network in FELRec-Q, but the dimension of the hidden layer is double the model dimension (256) and the dimension of the output is half of the model dimension (64).

2.6 Model training

We train both variants of FELRec using stochastic gradient descent (SGD) with cosine learning rate schedule [Loshchilov and Hutter, 2016], without restarts, over 100 epochs, with a warm-up period of 10 epochs. The base learning rate is 0.01, the momentum parameter is 0.9 and the batch size is 1024. We use no weight decay. The temperature hyperparameter in FELRec-Q is 0.07 and the queue size is 8192. The input sequences consist of up to 64 of the most recent items or users.

We never shuffle the dataset. Instead, like in an online system, we follow the order of user-item interactions, which is given by the timestamps. This way, we avoid introducing information about the future while computing new vector representations of users and items.

2.7 Model evaluation

When evaluating the model, we keep the existing vector representations in the cache, but discard the projection (and prediction) networks. We iterate once over the test data following the order of user-item interactions. We compute scores (logits) by directly comparing the vector representations of users and items with cosine similarity. This method of evaluation resembles conventional sequential recommenders whose embedding and prediction layers share weights and their dot product returns logits. In contrast to the conventional models, we use representations from the cache instead of embedding weights.

3 Experimental setup

This section describes the data and the experimental setup that highlights the advantages and downsides of our model in various recommendation scenarios. Oftentimes, studies similar to ours only use small to medium-sized datasets in their evaluation. We train and evaluate FELRec on large datasets containing 25 million user-item interactions. We compare our model with one strong baseline method for item cold-start, and four additional baseline methods that excel at recommending items that are not new. We evaluate all models with two metrics that differ in how they select the catalog of items to recommend from.

3.1 Datasets

We use the following two datasets to train our model, and subsequently to evaluate it.

- *MovieLens* is a benchmark dataset of movie ratings. We use the MovieLens 25M Dataset Harper and Konstan [2015], which includes 162,541 users, 59,047 movies and 25 million movie ratings. We treat every rating as a user-item interaction.
- *Twitch* is a dataset of users watching streams on Twitch collected over 43 days in 10-minute intervals Rappaz et al. [2021]. We treat every record as a user-item interaction. We sample 25 million interactions, which include 817,625 users and 432,813 streams. We ignore the total time spent on a stream.

In all experiments, we assess how well models generalize to the future. We sort user-item interactions in chronological order based on the timestamps and treat the first 80% of interactions as training set, the following 10% as validation set and the remaining 10% as test set. We distinguish three disjoint partitions of the test set.

- *Observed* includes user-item interactions where both user and item are part of the training set.

Table 1: Recommendation performance on MovieLens 25M. The percentages below the test partitions indicate the proportion of all test data. Lower rank is better; higher HR@10 is better. (See Section 3.3 for details.)

MODEL	PARAMS	OBSERVED (9.47%)		NEW USERS (77.77%)		NEW ITEMS (12.76%)		TOTAL	
		RANK	HR@10	RANK	HR@10	RANK	HR@10	RANK	HR@10
BPR-MF	22.06M	0.119	68.16%	—	—	—	—	0.119	68.16%
GRU4REC	17.93M	0.135	71.02%	0.054	89.46%	—	—	0.063	87.46%
GRU4REC-BPTT	4.72M	0.110	73.40%	0.041	90.74%	—	—	0.049	88.85%
SASREC	4.82M	0.075	80.17%	0.026	93.88%	—	—	0.031	92.39%
JODIE*	28.56M	0.137	67.94%	0.067	83.14%	0.186	57.66%	0.089	78.45%
FELREC-Q	0.48M	0.095	74.79%	0.038	90.81%	0.102	79.39%	0.052	87.85%
FELREC-P	0.58M	0.086	75.76%	0.038	90.88%	0.139	73.49%	0.055	87.23%
FELREC-Q-RESET	0.48M	0.102	65.08%	0.070	77.58%	0.203	51.73%	0.090	73.09%
FELREC-Q-ZERO	0.48M	0.128	56.17%	0.077	75.56%	0.206	48.34%	0.098	70.25%

- *New users* includes user-item interactions where item is part of the training set, but user is not.
- *New items* includes user-item interactions where item is not part of the training set, and user may or may not be part of the training set.

We partition the test set to highlight which models can represent new users or new items. For instance, sequential recommenders cannot recommend items whose embedding has not been learned, so we cannot evaluate them on the new items partition. We also report the *total* performance of models on all partitions that they can be evaluated on. Note that these partitions are different among methods, so the total performances are not always comparable.

The effective test set is larger for FELRec and methods that can represent new items. During test time, these models make recommendations from a larger pool of items because the pool also includes new items that appear after the training phase.

3.2 Baseline methods

We select five established baseline methods, each a representative of a particular category of data it can be evaluated on (i.e., test partition). JODIE* is a strong baseline method similar to our model—it can represent new items without use of side information. GRU4Rec, GRU4Rec-BPTT and SASRec are recognized sequential recommenders that can represent new users as a sequence of items, but lack a mechanism to represent new items. Finally, BPR-MF is a well-known factor model that cannot represent users or items if they were not observed during training.

- BPR-MF Rendle et al. [2009] is a matrix factorization model that is optimized with respect to the Bayesian Personalized Ranking (BPR) criterion.
- GRU4Rec Hidasi et al. [2016] is a sequential recommender based on gated recurrent units (GRU) [Cho et al., 2014] for session-based recommendations.
- GRU4Rec-BPTT is our alternative implementation of GRU4Rec that uses backpropagation through time (BPTT) Werbos [1990] to train the recurrent neural network.
- SASRec Kang and McAuley [2018] is a sequential recommender based on the self-attention mechanism Vaswani et al. [2017]. We use the same encoder in our FELRec.
- JODIE* Kumar et al. [2019] is a recurrent neural network that can estimate future embedding trajectories of users and items. Similar to our model, JODIE* uses a memory module to represent new users and new items, but during test time, JODIE* is updated with the gradient of the loss function. We mark the model with an asterisk (*) because we made significant changes to the model to circumvent problems with memory consumption on large datasets.

Some baseline methods needed adjustments to adapt them to our recommendation tasks. We discuss the changes to their original implementations in Appendix A.

3.3 Evaluation

We evaluate the performance of all models using the following two metrics.

Table 2: Recommendation performance on Twitch. The percentages below the test partitions indicate the proportion of all test data. Lower rank is better; higher HR@10 is better. (See Section 3.3 for details.)

MODEL	PARAMS	OBSERVED (93.18%)		NEW USERS (3.42%)		NEW ITEMS (3.40%)		TOTAL	
		RANK	HR@10	RANK	HR@10	RANK	HR@10	RANK	HR@10
BPR-MF	152.33M	0.011	97.29%	—	—	—	—	0.011	97.29%
GRU4REC	199.19M	0.032	92.02%	0.065	82.79%	—	—	0.033	91.69%
GRU4REC-BPTT	49.95M	0.039	91.71%	0.090	80.43%	—	—	0.041	91.31%
SASREC	50.05M	0.006	98.43%	0.026	93.47%	—	—	0.007	98.26%
JODIE*	160.25M	0.059	86.73%	0.144	66.62%	0.314	40.92%	0.070	84.49%
FELREC-Q	0.48M	0.021	95.13%	0.084	84.59%	0.165	52.99%	0.027	93.34%
FELREC-P	0.58M	0.019	94.60%	0.068	80.58%	0.181	49.11%	0.027	92.58%
FELREC-Q-RESET	0.48M	0.039	88.45%	0.156	61.00%	0.385	43.35%	0.055	85.98%
FELREC-Q-ZERO	0.48M	0.038	91.00%	0.103	71.72%	0.401	41.08%	0.053	88.65%

- *Normalized rank (rank)* is the position of the item picked by the user (i.e., ground-truth item) from the catalog of all recommendations. This list of recommended items is sorted according to the calculated similarity measure. The higher the ground-truth item on that list, the better the recommendation matches the user’s interests.

If a model can only recommend learned items, the catalog will never change at test time. However, FELRec can compute representations of new items at test time, so the list will grow over time. Therefore, we normalize the ranks by dividing them by the size of the list at a given timestamp. The final score is the mean over all normalized ranks. It is a value between 0 and 1. The lower this value, the better the performance.

- *Hit rate@10 (HR@10)* counts the percentage of recommendations where the item picked by the user (i.e., ground-truth item) is among the top 10 recommended items in the catalog. To calculate HR@10, we draw 100 negative samples (items) for every interaction.

Briefly put: rank measures recommendation performance using the entire catalog of items, whereas HR@10 uses only a subset of the catalog.

After every epoch, we validate each model using the rank metric. At the end of the training, we revert the models to a checkpoint with the best validation rank. Then, we report the rank and HR@10 metric on the three disjoint partitions of the test set.

4 Results

In this section, we present and analyze the results of the experiments described in the previous section for the various recommendation scenarios. We show that FELRec outperforms JODIE* during item cold-start and beyond, but it falls behind on existing items compared to strong sequential recommenders such as SASRec. The results demonstrate that the quality of recommendations by FELRec significantly improves over time, necessitating large datasets for training. Further, in contrast to other models, FELRec generalizes well to unseen datasets without fine-tuning. We also discuss model complexity, popularity bias, and we highlight critical parts of the model in ablation studies. Finally, we show how to easily find users with similar interests using their representations.

4.1 Recommendation of cold-start items

We begin by comparing the recommendation performance of FELRec and JODIE* with a focus on the item cold-start phase. FELRec outperforms JODIE* on all test partitions across both datasets. During item cold-start, the difference lies between 29.50% and 47.45%, depending on the dataset and metric. On MovieLens 25M (Table 1), the performance of FELRec-Q on new items is better by 0.084 rank and 21.73% HR@10. On Twitch (Table 2), the performance is better by 0.149 rank and 12.07% HR@10.

The performances of FELRec-Q and FELRec-P are very similar across all test partitions, but FELRec-Q handles recommendation of new items better. Therefore, we concentrate on FELRec-Q in the following experiments.

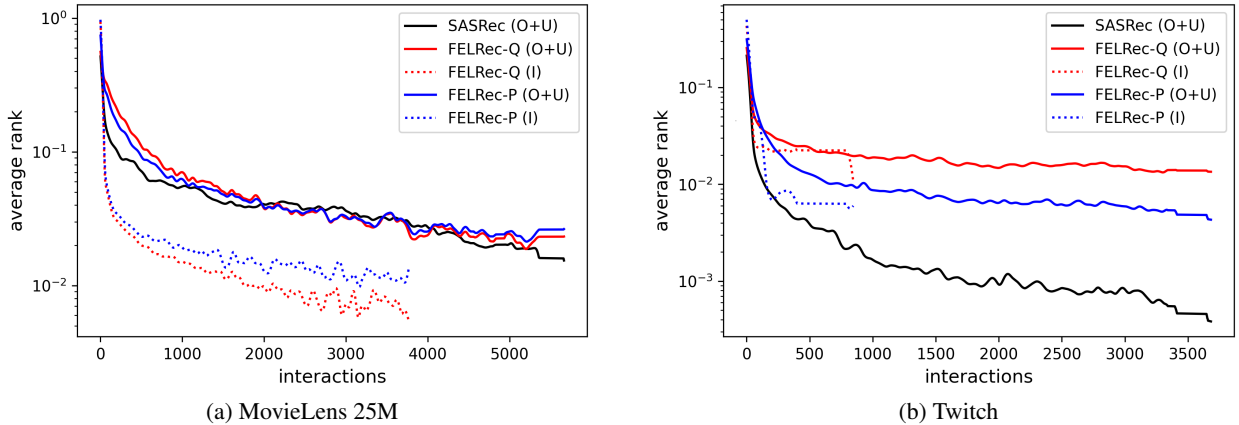


Figure 2: Recommendation performance of FELRec and SASRec on MovieLens 25M (a) and Twitch (b) depending on the number of users that have interacted with the ground-truth item. Lower average rank is better. "I" is the new items partition, "O+U" are the observed and new users partitions. Performance improves over time.

4.2 Recommendation of existing items

We compare FELRec with the sequential recommender that makes the best recommendations of existing items. Among the baseline methods, SASRec achieves the best results on the observed and new users partitions. On MovieLens 25M (Table 1), SASRec outperforms FELRec-Q by 0.02 rank (5.38% HR@10) and 0.012 rank (3.07% HR@10), respectively. On Twitch (Table 2), the performance of SASRec is better by 0.015 rank (3.30% HR@10) and 0.058 rank (8.88% HR@10), respectively.

We suspect that the lower performance of FELRec is in part related to the distribution of interactions among the partitions. On Twitch, the majority of interactions occur between observed users and items whose representations can be learned during training. Therefore, models with a learned embedding, even architecturally as simple as BPR-MF, can achieve excellent performance. On MovieLens 25M, where most interactions come from new users, models are incentivized to learn how to represent new users well.

The results suggest that SASRec is a better choice in a conventional setting where only items already observed during training are recommended. However, our method compensates for the lower performance with its ability to represent new, previously unobserved, items during inference.

4.3 Recommendation performance over time

Figure 2 shows the recommendation performance of FELRec and SASRec depending on the number of users that have interacted with the ground-truth item. First, we group user-item interactions by the number of interactions that the item has had with users so far. Next, we average the performance in every group. We plot the resulting performance curves separately for the new items partition (I) and the two remaining partitions (O+U).

The results indicate that the more users interact with an item, the more accurately it is recommended. FELRec requires more interactions than SASRec to compute useful representations of items. On MovieLens 25M, FELRec performs similarly to SASRec after about 1000 interactions. On Twitch, the performance of SASRec is substantially better all the time. SASRec performs better because it continuously improves item embeddings over the course of training, whereas FELRec must constantly compute representations from scratch as its cache gets cleared.

Interestingly, the recommendation performance of FELRec on the new items partition improves significantly over time compared to other partitions. While this phenomenon may seem counterintuitive given the comparatively lower performance reported by the metrics, most new items have little interactions, and the performance metrics reflect their larger contribution.

4.4 Generalization to unseen data

The dynamic cache allows FELRec to easily transfer knowledge between recommendation tasks. Since the cache stores arbitrary representations of users and items, FELRec can make recommendations for new, previously unseen, data without any further adjustments. Sequential recommenders, on the other hand, require either side information or

Table 3: Recommendation performance in ablation studies on MovieLens 25M.

MODEL	TOTAL	
	RANK	HR@10
FELREC-Q	0.052	87.85%
FELREC-Q-LN	0.103	63.12%
FELREC-P-LN	0.118	54.54%
FELREC-Q-NOMLP	0.163	12.34%
FELREC-Q-SHAREMLP	0.057	86.54%
FELREC-Q-NOTYPE	0.086	72.47%
FELREC-Q-NN	0.052	87.90%

fine-tuning to represent new items. This problem is exacerbated in the case of *zero-shot learning* when a model runs inference on a dataset never seen before, and fine-tuning is not allowed. We treat zero-shot predictions as an extreme case of cold-start where no prior information exists.

Recall that during evaluation, we keep the existing representations in the cache and continue to compute new ones for test data. Therefore, by evaluating the performance of our model, we also evaluate the quality of representations that were computed during the training phase. In the first step towards zero-shot learning, we clear the cache completely and let FELREC-Q compute all representations from scratch. We refer to these results as FELREC-Q-reset. On MovieLens 25M (Table 1), FELREC-Q performs better than FELREC-Q-reset by 0.038 rank and 14.76% HR@10. On Twitch (Table 2), FELREC-Q is better by 0.028 rank and 7.36% HR@10. The results show that the quality of representations computed during training matters, but FELREC can compute new representations from scratch if necessary.

We now evaluate the recommendation performance in a zero-shot fashion, i.e., when the model has not seen the data beforehand. Again, we clear the cache and let FELREC-Q, which was trained on MovieLens 25M (upstream dataset), compute representations of users and items from the Twitch (downstream) dataset, and vice versa. We refer to these results as FELREC-Q-zero. On Twitch (Table 2), FELREC-Q-zero performs better than FELREC-Q-reset by 2.67% HR@10, but its rank is worse by 0.002. On MovieLens 25M (Table 1), FELREC-Q-zero performs worse by 0.008 rank and 2.84% HR@10. In general, the better a model performs on the upstream dataset, the better its zero-shot performance on the downstream dataset. The results indicate that FELREC can compute representations from unknown data sources to solve the recommendation task. It leverages the underlying similarities between interaction datasets to generalize to unseen data.

4.5 Embedding & complexity

Embedding layers constitute the majority of parameters in recommender systems. Sequential recommenders learn embeddings of items, factor models additionally learn embeddings of users. The complexity of these models is linearly correlated with the number of users and items in the dataset—the larger the dataset, the larger the model trained on it.

FELREC does not use any embedding layers, so its complexity does not depend on the dataset. The number of parameters remains constant because only the encoder and MLPs contribute to it. FELREC has about ten times fewer parameters than SASREC on MovieLens 25M (Table 1) and about 100 times fewer parameters on Twitch (Table 2). This emphasizes the difference between FELREC and sequential recommenders with embedding layers in terms of what the model learns. Whereas SASREC learns a specialized embedding of a single dataset, FELREC learns a general embedding of interaction data, as demonstrated by its ability to generalize to new datasets.

4.6 Ablation studies

To understand how removing essential modules of FELREC affects its recommendation performance, we perform several ablation studies on MovieLens 25M (Table 3). We focus on the components that are considered critical for the approaches to representation learning that we use: batch normalization and projection networks. Furthermore, we investigate how the type embedding improves the representations.

First, we investigate the importance of batch statistics. We replace batch normalization in the projection and prediction networks with layer normalization [Ba et al., 2016], which yields two new models: FELREC-Q-LN and FELREC-P-LN. FELREC-Q performs better than both models by 0.051 and 0.066 rank (24.73% and 33.31% HR@10), respectively. These results confirm the experimental report [Fetterman and Albrecht, 2020] addressed by Richemond et al. [2020] that suggests the use of batch normalization is essential to achieve good performance. In our case, batch normalization

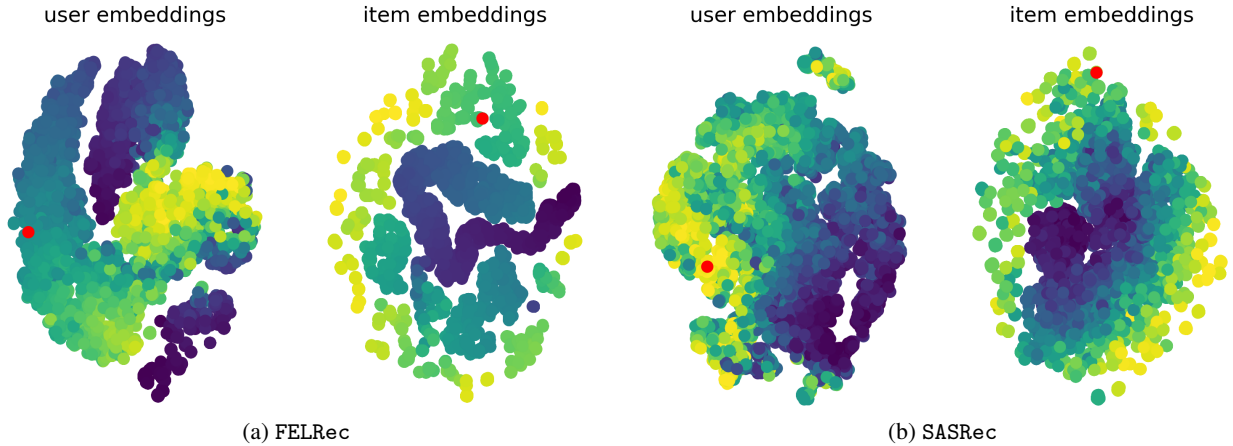


Figure 3: T-SNE [van der Maaten and Hinton, 2008] embedding of users and items represented by FELRec (a) and SASRec (b). Red dots are user (left) and item (right) in a single interaction. The embedding is coloured based on how well the users or items match the red dot on the opposing plot; bright colors mean a better match and dark colors a worse match. The ground-truth item (right dot) lies in the top 10% recommended items.

is not necessary for the model to learn the task, but it greatly increases the performance without any further refinements of the model’s architecture.

Next, we examine the effect of removing the projection networks, to which we refer as FELRec-Q-noMLP. FELRec-Q outperforms this new variant by 0.111 rank and 75.51% HR@10. This result proves that MLPs are an essential part of the model. In particular, the HR@10 performance of FELRec-Q-noMLP is only slightly better than random recommendations. In the second experiment, we share the parameters between the projection networks, to which we refer as FELRec-Q-shareMLP. FELRec-Q performs only marginally better than FELRec-Q-shareMLP by 0.005 rank and 1.31% HR@10. This result demonstrates the expressive power of MLPs, which can share parameters for a small performance trade-off.

Finally, we study how the recommendation performance is affected by the type embedding, which helps the model distinguish between input sequences (users or items). We remove the type embedding, which yields a new model FELRec-Q-noType. FELRec-Q performs better than FELRec-Q-noType by 0.034 rank and 15.38% HR@10. This result validates the architectural choice to add the type embedding to the input.

4.7 Popularity bias

Popularity bias [Cremonesi et al., 2010] describes the tendency of a model to recommend the most popular items to the majority of users, often in disregard of their preferences. To better understand why FELRec sometimes makes bad recommendations, we inspect the representations of users and items. We discovered that both FELRec-Q and SASRec suffer from popularity bias.

To visualize the embeddings, we sample 10,000 user-item interactions from MovieLens 25M, compute the representations of users and items, fit users and items separately into a 2D embedded space using t-SNE (t-distributed Stochastic Neighbor Embedding) using the standard parameters from the original paper [van der Maaten and Hinton, 2008], and plot a heat map that visualizes the similarity between embeddings of users and items (as predicted by the model).

Figure 3 shows one such heat map produced for a single user-item interaction (red dots). The embedding is colored based on how well the users (left) or items (right) match the red dot on the opposing plot; bright colors mean a better match and dark colors a worse match. The ground-truth item (right dot) lies in the top 10% of recommended items (i.e., HR@10%).

In the embedding of both models, we identified several regions of items that are recommended to the majority of randomly chosen users, i.e., these regions are bright for most users. Likewise, some regions are almost never active (they roughly correspond to the dark-coloured regions in Figure 3). A more thorough study of popularity bias could be of interest, but it is out of scope of this work.

4.8 Nearest neighbor recommendation

We can find users that share similar interests by comparing their representations with the cosine similarity measure. Consequently, FELRec performs well if we make recommendations to the nearest neighbors of a user as her proxy. Specifically, we find ten nearest neighbors of a user with cosine similarity. Next, we recommend items to the neighbors and average the scores. The recommendation results, to which we refer as FELRec-Q-NN (Table 3), show that nearest neighbor recommendation can slightly improve the performance of our model.

5 Discussion

Our experiments show that FELRec performs well in item cold-start scenarios when only interactions between users and items are available. Our model can also represent users and items based on interaction data from various sources. Further, we demonstrate that our approach processes new interactions to improve existing representations without complex optimization techniques such as gradient descent.

However, in the current form, our model also has some limitations that open up future research possibilities. For example, other approaches might be better suited if side information is available. In this particular situation, side information can offer a rich training signal, so the models that use it might not require complex representation learning approaches such as the ones we use.

Another point worth mentioning is that FELRec requires considerably large datasets to learn the recommendation task well. During prototyping, our model struggled in the initial experiments when trained only on small interaction datasets. We found that about 20 million interactions are sufficient for a good training. Furthermore, these datasets exist in multiple application domains.

6 Conclusion

Recommender systems operate in dynamic environments where they must deal with the cold-start problem, a phase when a recommender lacks sufficient information to make a good recommendation to the user. In this paper, we have proposed a new paradigm for training sequential recommenders to address item cold-start. The main idea is to replace embedding layers with a dynamic storage that can keep an arbitrary number of representations of users and items and has no trainable weights. In contrast to similar approaches, our model represents new users and items without side information or the time-consuming process of fine-tuning. In item cold-start scenarios, our method outperforms similar method by 29.50%–47.45%. Further, it generalizes well to previously unseen large datasets without additional training. We believe that our proposed method can be useful for the improvement of large online recommender systems.

7 Related work

We briefly explain why we choose to improve sequential recommenders in cold-start scenarios; how our model differentiates from other approaches that are dedicated to cold-start; and how we employ representation learning in comparison to other recommender systems.

Sequential recommendation. The results of the Netflix Prize [Bennett et al., 2007] demonstrated the effectiveness of matrix factorization (MF) [Rendle et al., 2009, Mnih and Salakhutdinov, 2008, Koren et al., 2009] in solving recommendation tasks. In the subsequent years, a number of studies proposed to enhance MF with neural networks, e.g., by adding multi-layer perceptrons [He et al., 2017] or auto-encoders [Sedhain et al., 2015, Wu et al., 2016]. Later, sequential recommenders began to replace MF due to better ability to capture patterns in user behaviour over time. The rich family of sequential models include Markov chains [Rendle et al., 2010, He and McAuley, 2016], recurrent neural networks [Hidasi et al., 2016, Hidasi and Karatzoglou, 2018], convolutional neural networks [Tang and Wang, 2018, He et al., 2020a], graph neural networks [Hamilton et al., 2017, Veličković et al., 2017, Wang et al., 2019], or attention-based networks [Kang and McAuley, 2018, Sun et al., 2019], which were inspired by the advances in language modelling [Vaswani et al., 2017, Devlin et al., 2019]. We also use a self-attentive model (Transformer [Vaswani et al., 2017]) to encode a sequence of items into a representation of the user to predict the next item in the sequence. However, we replace the embedding layer with a dynamic storage to accommodate new items, which is how we deal with cold-start.

Cold-start recommendation. In the absence of user-item interactions, models can use side information, e.g., user profiles, item attributes [Mooney and Roy, 2000, Saveski and Mantrach, 2014], to better represent new users and items.

Methods specifically designed to address cold-start include decision-making strategies, e.g., contextual bandits [Li et al., 2010], and meta-learning approaches [Vartak et al., 2017, Lee et al., 2019, Pan et al., 2019, Sun et al., 2021, Zheng et al., 2021], which are often based on the model-agnostic meta-learning (MAML) [Finn et al., 2017] algorithm. In meta-learning, a model is trained to adapt to new (recommendation) tasks using only few examples. Another line of work explicitly trains neural networks for cold-start through dropout [Volkovs et al., 2017]. Further, Wei et al. [2021] address cold-start by learning better item representations with contrastive learning. Kumar et al. [2019], Xu et al. [2020] train neural networks to represent previously unseen nodes in dynamic graphs, which can be seen as a generalization of cold-start recommendation. In particular, Kumar et al. [2019] use a memory module that is conceptually similar to the cache in FELRec. They store static and dynamic embeddings of users and items in the memory, but they update the model with the gradient of the loss function during test time. In contrast to many proposed methods, we address cold-start without use of side information, and we do not fine-tune our model to represent new items or users.

Representation learning. In recent years, contrastive methods [Hadsell et al., 2006] have proven useful in learning image representations to solve various computer vision tasks [He et al., 2020b, van den Oord et al., 2019, Chen and He, 2021, Chen et al., 2020, Radford et al., 2021, Zhai et al., 2022]. Contrastive methods are trained to bring representations of different views of the same image (positive pair) closer while spreading the representations of views from different images (negative pairs). In our models, we adopt MoCo’s [He et al., 2020b] queue as dictionary of encoded samples and BYOL’s [Grill et al., 2020] approach to learning representations. However, we do not use a momentum encoder, so our model is perhaps architecturally closer to SimSiam [Chen and He, 2021]. In recommender systems, contrastive learning can be used as a regularization term to infer better representations of users and items [Wei et al., 2021, Yao et al., 2021, Xie et al., 2022, Wu et al., 2021, Liu et al., 2021a], or to pre-train the representations for a later fine-tuning [Zhou et al., 2020, Cheng et al., 2021]. Further, Liu et al. [2021b] introduce a debiased contrastive loss to address sample bias in negative sampling strategies such as Bayesian Personalized Ranking (BPR) [Rendle et al., 2009]. In comparison to BPR, contrastive losses use many negative samples as opposed to just one, whereas BYOL gets rid of negative pairs altogether. We also train our model using only the contrastive (or similarity) loss.

Acknowledgements

This work was supported by the German Ministry for Education and Research (BMBF) within the Berlin Institute for the Foundations of Learning and Data - BIFOLD (project grants 01IS18025A and 01IS18037I) and the Forschungscampus MODAL (project grant 3FO18501).

References

- Manasi Vartak, Arvind Thiagarajan, Conrado Miranda, Jeshua Bratman, and Hugo Larochelle. A Meta-Learning Perspective on Cold-Start Recommendations for Items. In I. Guyon, U. Von Luxburg, S. Bengio, H. Wallach, R. Fergus, S. Vishwanathan, and R. Garnett, editors, *Advances in Neural Information Processing Systems*, volume 30. Curran Associates, Inc., 2017. URL <https://proceedings.neurips.cc/paper/2017/file/51e6d6e679953c6311757004d8cbbba9-Paper.pdf>.
- Steffen Rendle, Christoph Freudenthaler, and Lars Schmidt-Thieme. Factorizing Personalized Markov Chains for Next-Basket Recommendation. In *Proceedings of the 19th International Conference on World Wide Web*, WWW ’10, page 811–820, New York, NY, USA, 2010. Association for Computing Machinery. ISBN 9781605587998. doi:10.1145/1772690.1772773. URL <https://doi.org/10.1145/1772690.1772773>.
- Ruining He and Julian McAuley. Fusing Similarity Models with Markov Chains for Sparse Sequential Recommendation. In *2016 IEEE 16th international conference on data mining (ICDM)*, pages 191–200. IEEE, 2016.
- Balázs Hidasi, Alexandros Karatzoglou, Linas Baltrunas, and Domonkos Tikk. Session-based Recommendations with Recurrent Neural Networks. In Yoshua Bengio and Yann LeCun, editors, *4th International Conference on Learning Representations, ICLR 2016, San Juan, Puerto Rico, May 2-4, 2016, Conference Track Proceedings*, 2016. URL <http://arxiv.org/abs/1511.06939>.
- Balázs Hidasi and Alexandros Karatzoglou. Recurrent Neural Networks with Top-k Gains for Session-Based Recommendations. In *Proceedings of the 27th ACM International Conference on Information and Knowledge Management*, CIKM ’18, page 843–852, New York, NY, USA, 2018. Association for Computing Machinery. ISBN 9781450360142. doi:10.1145/3269206.3271761. URL <https://doi.org/10.1145/3269206.3271761>.
- Jiayi Tang and Ke Wang. Personalized Top-N Sequential Recommendation via Convolutional Sequence Embedding. In *Proceedings of the Eleventh ACM International Conference on Web Search and Data Mining*, WSDM ’18, page 565–573, New York, NY, USA, 2018. Association for Computing Machinery. ISBN 9781450355810. doi:10.1145/3159652.3159656. URL <https://doi.org/10.1145/3159652.3159656>.

- Xiangnan He, Kuan Deng, Xiang Wang, Yan Li, YongDong Zhang, and Meng Wang. LightGCN: Simplifying and Powering Graph Convolution Network for Recommendation. In *Proceedings of the 43rd International ACM SIGIR Conference on Research and Development in Information Retrieval*, SIGIR '20, page 639–648, New York, NY, USA, 2020a. Association for Computing Machinery. ISBN 9781450380164. doi:10.1145/3397271.3401063. URL <https://doi.org/10.1145/3397271.3401063>.
- Will Hamilton, Zhitao Ying, and Jure Leskovec. Inductive Representation Learning on Large Graphs. In I. Guyon, U. Von Luxburg, S. Bengio, H. Wallach, R. Fergus, S. Vishwanathan, and R. Garnett, editors, *Advances in Neural Information Processing Systems*, volume 30. Curran Associates, Inc., 2017. URL <https://proceedings.neurips.cc/paper/2017/file/5dd9db5e033da9c6fb5ba83c7a7e9bea9-Paper.pdf>.
- Petar Veličković, Guillem Cucurull, Arantxa Casanova, Adriana Romero, Pietro Lio, and Yoshua Bengio. Graph Attention Networks. *arXiv preprint arXiv:1710.10903*, 2017.
- Xiang Wang, Xiangnan He, Meng Wang, Fuli Feng, and Tat-Seng Chua. Neural Graph Collaborative Filtering. In *Proceedings of the 42nd International ACM SIGIR Conference on Research and Development in Information Retrieval*, SIGIR'19, page 165–174, New York, NY, USA, 2019. Association for Computing Machinery. ISBN 9781450361729. doi:10.1145/3331184.3331267. URL <https://doi.org/10.1145/3331184.3331267>.
- Wang-Cheng Kang and Julian McAuley. Self-Attentive Sequential Recommendation. In *2018 IEEE International Conference on Data Mining (ICDM)*, pages 197–206, 2018. doi:10.1109/ICDM.2018.00035.
- Raymond J. Mooney and Lorie Roy. Content-Based Book Recommending Using Learning for Text Categorization. In *Proceedings of the Fifth ACM Conference on Digital Libraries*, DL '00, page 195–204, New York, NY, USA, 2000. Association for Computing Machinery. ISBN 158113231X. doi:10.1145/336597.336662. URL <https://doi.org/10.1145/336597.336662>.
- Martin Saveski and Amin Mantrach. Item Cold-Start Recommendations: Learning Local Collective Embeddings. In *Proceedings of the 8th ACM Conference on Recommender Systems*, RecSys '14, page 89–96, New York, NY, USA, 2014. Association for Computing Machinery. ISBN 9781450326681. doi:10.1145/2645710.2645751. URL <https://doi.org/10.1145/2645710.2645751>.
- Fedelucio Narducci, Pierpaolo Basile, Cataldo Musto, Pasquale Lops, Annalina Caputo, Marco de Gemmis, Leo Iaquinta, and Giovanni Semeraro. Concept-based item representations for a cross-lingual content-based recommendation process. *Information Sciences*, 374:15–31, 2016. ISSN 0020-0255. doi:<https://doi.org/10.1016/j.ins.2016.09.022>. URL <https://www.sciencedirect.com/science/article/pii/S0020025516308076>.
- Hoyeop Lee, Jinbae Im, Seongwon Jang, Hyunsouk Cho, and Sehee Chung. MeLU: Meta-Learned User Preference Estimator for Cold-Start Recommendation. In *Proceedings of the 25th ACM SIGKDD International Conference on Knowledge Discovery & Data Mining*, KDD '19, page 1073–1082, New York, NY, USA, 2019. Association for Computing Machinery. ISBN 9781450362016. doi:10.1145/3292500.3330859. URL <https://doi.org/10.1145/3292500.3330859>.
- Feiyang Pan, Shuokai Li, Xiang Ao, Pingzhong Tang, and Qing He. Warm Up Cold-start Advertisements: Improving CTR Predictions via Learning to Learn ID Embeddings. In *Proceedings of the 42nd International ACM SIGIR Conference on Research and Development in Information Retrieval*, SIGIR'19, page 695–704, New York, NY, USA, 2019. Association for Computing Machinery. ISBN 9781450361729. doi:10.1145/3331184.3331268. URL <https://doi.org/10.1145/3331184.3331268>.
- Xuehan Sun, Tianyao Shi, Xiaofeng Gao, Yanrong Kang, and Guihai Chen. FORM: Follow the Online Regularized Meta-Leader for Cold-Start Recommendation. In *Proceedings of the 44th International ACM SIGIR Conference on Research and Development in Information Retrieval*, SIGIR '21, page 1177–1186, New York, NY, USA, 2021. Association for Computing Machinery. ISBN 9781450380379. doi:10.1145/3404835.3462831. URL <https://doi.org/10.1145/3404835.3462831>.
- Yujia Zheng, Siyi Liu, Zekun Li, and Shu Wu. Cold-start Sequential Recommendation via Meta Learner. *Proceedings of the AAAI Conference on Artificial Intelligence*, 35(5):4706–4713, May 2021. doi:10.1609/aaai.v35i5.16601. URL <https://ojs.aaai.org/index.php/AAAI/article/view/16601>.
- Srijan Kumar, Xikun Zhang, and Jure Leskovec. Predicting Dynamic Embedding Trajectory in Temporal Interaction Networks. In *Proceedings of the 25th ACM SIGKDD International Conference on Knowledge Discovery & Data Mining*, KDD '19, page 1269–1278, New York, NY, USA, 2019. Association for Computing Machinery. ISBN 9781450362016. doi:10.1145/3292500.3330895. URL <https://doi.org/10.1145/3292500.3330895>.
- Kaiming He, Haoqi Fan, Yuxin Wu, Saining Xie, and Ross Girshick. Momentum Contrast for Unsupervised Visual Representation Learning. In *Proceedings of the IEEE/CVF conference on computer vision and pattern recognition*, pages 9729–9738, 2020b.

- Jean-Bastien Grill, Florian Strub, Florent Alché, Corentin Tallec, Pierre Richemond, Elena Buchatskaya, Carl Doersch, Bernardo Avila Pires, Zhaohan Guo, Mohammad Gheshlaghi Azar, Bilal Piot, koray kavukcuoglu, Remi Munos, and Michal Valko. Bootstrap Your Own Latent - A New Approach to Self-Supervised Learning. In H. Larochelle, M. Ranzato, R. Hadsell, M.F. Balcan, and H. Lin, editors, *Advances in Neural Information Processing Systems*, volume 33, pages 21271–21284. Curran Associates, Inc., 2020. URL <https://proceedings.neurips.cc/paper/2020/file/f3ada80d5c4ee70142b17b8192b2958e-Paper.pdf>.
- R. Hadsell, S. Chopra, and Y. LeCun. Dimensionality Reduction by Learning an Invariant Mapping. In *2006 IEEE Computer Society Conference on Computer Vision and Pattern Recognition (CVPR'06)*, volume 2, pages 1735–1742, 2006. doi:10.1109/CVPR.2006.100.
- Aaron van den Oord, Yazhe Li, and Oriol Vinyals. Representation Learning with Contrastive Predictive Coding, 2019.
- Zhirong Wu, Yuanjun Xiong, Stella X Yu, and Dahua Lin. Unsupervised Feature Learning via Non-Parametric Instance Discrimination. In *Proceedings of the IEEE conference on computer vision and pattern recognition*, pages 3733–3742, 2018.
- Xinlei Chen and Kaiming He. Exploring Simple Siamese Representation Learning. In *Proceedings of the IEEE/CVF Conference on Computer Vision and Pattern Recognition*, pages 15750–15758, 2021.
- Ashish Vaswani, Noam Shazeer, Niki Parmar, Jakob Uszkoreit, Llion Jones, Aidan N Gomez, Łukasz Kaiser, and Illia Polosukhin. Attention is All you Need. In I. Guyon, U. Von Luxburg, S. Bengio, H. Wallach, R. Fergus, S. Vishwanathan, and R. Garnett, editors, *Advances in Neural Information Processing Systems*, volume 30. Curran Associates, Inc., 2017. URL <https://proceedings.neurips.cc/paper/2017/file/3f5ee243547dee91fbd053c1c4a845aa-Paper.pdf>.
- Paolo Cremonesi, Yehuda Koren, and Roberto Turrin. Performance of Recommender Algorithms on Top-n Recommendation Tasks. In *Proceedings of the Fourth ACM Conference on Recommender Systems, RecSys '10*, page 39–46, New York, NY, USA, 2010. Association for Computing Machinery. ISBN 9781605589060. doi:10.1145/1864708.1864721. URL <https://doi.org/10.1145/1864708.1864721>.
- Sergey Ioffe and Christian Szegedy. Batch Normalization: Accelerating Deep Network Training by Reducing Internal Covariate Shift. In Francis Bach and David Blei, editors, *Proceedings of the 32nd International Conference on Machine Learning*, volume 37 of *Proceedings of Machine Learning Research*, pages 448–456, Lille, France, 07–09 Jul 2015. PMLR. URL <https://proceedings.mlr.press/v37/ioffe15.html>.
- Vinod Nair and Geoffrey E. Hinton. Rectified Linear Units Improve Restricted Boltzmann Machines. In *Proceedings of the 27th International Conference on International Conference on Machine Learning, ICML'10*, page 807–814, Madison, WI, USA, 2010. Omnipress. ISBN 9781605589077.
- Ting Chen, Simon Kornblith, Mohammad Norouzi, and Geoffrey Hinton. A Simple Framework for Contrastive Learning of Visual Representations. In Hal Daumé III and Aarti Singh, editors, *Proceedings of the 37th International Conference on Machine Learning*, volume 119 of *Proceedings of Machine Learning Research*, pages 1597–1607. PMLR, 13–18 Jul 2020. URL <https://proceedings.mlr.press/v119/chen20j.html>.
- Ilya Loshchilov and Frank Hutter. SGDR: Stochastic Gradient Descent with Warm Restarts. *arXiv preprint arXiv:1608.03983*, 2016.
- F. Maxwell Harper and Joseph A. Konstan. The MovieLens Datasets: History and Context. *ACM Trans. Interact. Intell. Syst.*, 5(4), dec 2015. ISSN 2160-6455. doi:10.1145/2827872. URL <https://doi.org/10.1145/2827872>.
- Jérémie Rappaz, Julian McAuley, and Karl Aberer. *Recommendation on Live-Streaming Platforms: Dynamic Availability and Repeat Consumption*, page 390–399. Association for Computing Machinery, New York, NY, USA, 2021. ISBN 9781450384582. URL <https://doi.org/10.1145/3460231.3474267>.
- Steffen Rendle, Christoph Freudenthaler, Zeno Gantner, and Lars Schmidt-Thieme. BPR: Bayesian Personalized Ranking from Implicit Feedback. In *Proceedings of the Twenty-Fifth Conference on Uncertainty in Artificial Intelligence, UAI '09*, page 452–461, Arlington, Virginia, USA, 2009. AUAI Press. ISBN 9780974903958.
- Kyunghyun Cho, Bart van Merriënboer, Caglar Gulcehre, Dzmitry Bahdanau, Fethi Bougares, Holger Schwenk, and Yoshua Bengio. Learning Phrase Representations using RNN Encoder–Decoder for Statistical Machine Translation. In *Proceedings of the 2014 Conference on Empirical Methods in Natural Language Processing (EMNLP)*, pages 1724–1734, Doha, Qatar, October 2014. Association for Computational Linguistics. doi:10.3115/v1/D14-1179. URL <https://aclanthology.org/D14-1179>.
- P.J. Werbos. Backpropagation through time: what it does and how to do it. *Proceedings of the IEEE*, 78(10):1550–1560, 1990. doi:10.1109/5.58337.
- Jimmy Lei Ba, Jamie Ryan Kiros, and Geoffrey E. Hinton. Layer Normalization, 2016.

- Abe Fetterman and Josh Albrecht. Understanding Self-Supervised and Contrastive Learning with "Bootstrap Your Own Latent" (BYOL). <https://untitled-ai.github.io/understanding-self-supervisedcontrastive-learning.html>, 2020.
- Pierre H. Richemond, Jean-Bastien Grill, Florent Altché, Corentin Tallec, Florian Strub, Andrew Brock, Samuel Smith, Soham De, Razvan Pascanu, Bilal Piot, and Michal Valko. BYOL works *even* without batch statistics, 2020.
- Laurens van der Maaten and Geoffrey Hinton. Visualizing Data using t-SNE. *Journal of Machine Learning Research*, 9 (86):2579–2605, 2008. URL <http://jmlr.org/papers/v9/vandermaaten08a.html>.
- James Bennett, Stan Lanning, et al. The Netflix Prize. In *Proceedings of KDD cup and workshop*, volume 2007, page 35. New York, 2007.
- Andriy Mnih and Russ R Salakhutdinov. Probabilistic Matrix Factorization. In J. Platt, D. Koller, Y. Singer, and S. Roweis, editors, *Advances in Neural Information Processing Systems*, volume 20. Curran Associates, Inc., 2008. URL <https://proceedings.neurips.cc/paper/2007/file/d7322ed717dedf1eb4e6e52a37ea7bcd-Paper.pdf>.
- Yehuda Koren, Robert Bell, and Chris Volinsky. Matrix Factorization Techniques for Recommender systems. *Computer*, 42(8):30–37, 2009. doi:10.1109/MC.2009.263.
- Xiangnan He, Lizi Liao, Hanwang Zhang, Liqiang Nie, Xia Hu, and Tat-Seng Chua. Neural Collaborative Filtering. In *Proceedings of the 26th International Conference on World Wide Web, WWW '17*, page 173–182, Republic and Canton of Geneva, CHE, 2017. International World Wide Web Conferences Steering Committee. ISBN 9781450349130. doi:10.1145/3038912.3052569. URL <https://doi.org/10.1145/3038912.3052569>.
- Suvash Sedhain, Aditya Krishna Menon, Scott Sanner, and Lexing Xie. AutoRec: Autoencoders Meet Collaborative Filtering. In *Proceedings of the 24th International Conference on World Wide Web, WWW '15 Companion*, page 111–112, New York, NY, USA, 2015. Association for Computing Machinery. ISBN 9781450334730. doi:10.1145/2740908.2742726. URL <https://doi.org/10.1145/2740908.2742726>.
- Yao Wu, Christopher DuBois, Alice X. Zheng, and Martin Ester. Collaborative Denoising Auto-Encoders for Top-N Recommender Systems. In *Proceedings of the Ninth ACM International Conference on Web Search and Data Mining, WSDM '16*, page 153–162, New York, NY, USA, 2016. Association for Computing Machinery. ISBN 9781450337168. doi:10.1145/2835776.2835837. URL <https://doi.org/10.1145/2835776.2835837>.
- Fei Sun, Jun Liu, Jian Wu, Changhua Pei, Xiao Lin, Wenwu Ou, and Peng Jiang. BERT4Rec: Sequential Recommendation with Bidirectional Encoder Representations from Transformer. In *Proceedings of the 28th ACM International Conference on Information and Knowledge Management, CIKM '19*, page 1441–1450, New York, NY, USA, 2019. Association for Computing Machinery. ISBN 9781450369763. doi:10.1145/3357384.3357895. URL <https://doi.org/10.1145/3357384.3357895>.
- Jacob Devlin, Ming-Wei Chang, Kenton Lee, and Kristina Toutanova. BERT: Pre-training of Deep Bidirectional Transformers for Language Understanding. In *Proceedings of the 2019 Conference of the North American Chapter of the Association for Computational Linguistics: Human Language Technologies, Volume 1 (Long and Short Papers)*, pages 4171–4186, Minneapolis, Minnesota, June 2019. Association for Computational Linguistics. doi:10.18653/v1/N19-1423. URL <https://aclanthology.org/N19-1423>.
- Lihong Li, Wei Chu, John Langford, and Robert E. Schapire. A Contextual-Bandit Approach to Personalized News Article Recommendation. In *Proceedings of the 19th International Conference on World Wide Web, WWW '10*, page 661–670, New York, NY, USA, 2010. Association for Computing Machinery. ISBN 9781605587998. doi:10.1145/1772690.1772758. URL <https://doi.org/10.1145/1772690.1772758>.
- Chelsea Finn, Pieter Abbeel, and Sergey Levine. Model-Agnostic Meta-Learning for Fast Adaptation of Deep Networks. In Doina Precup and Yee Whye Teh, editors, *Proceedings of the 34th International Conference on Machine Learning*, volume 70 of *Proceedings of Machine Learning Research*, pages 1126–1135. PMLR, 06–11 Aug 2017. URL <https://proceedings.mlr.press/v70/finn17a.html>.
- Maksims Volkovs, Guangwei Yu, and Tomi Poutanen. DropoutNet: Addressing Cold Start in Recommender Systems. In I. Guyon, U. Von Luxburg, S. Bengio, H. Wallach, R. Fergus, S. Vishwanathan, and R. Garnett, editors, *Advances in Neural Information Processing Systems*, volume 30. Curran Associates, Inc., 2017. URL <https://proceedings.neurips.cc/paper/2017/file/dbd22ba3bd0df8f385bdac3e9f8be207-Paper.pdf>.
- Yinwei Wei, Xiang Wang, Qi Li, Liqiang Nie, Yan Li, Xuanping Li, and Tat-Seng Chua. Contrastive Learning for Cold-Start Recommendation. In *Proceedings of the 29th ACM International Conference on Multimedia, MM '21*, page 5382–5390, New York, NY, USA, 2021. Association for Computing Machinery. ISBN 9781450386517. doi:10.1145/3474085.3475665. URL <https://doi.org/10.1145/3474085.3475665>.

- Da Xu, Chuanwei Ruan, Evren Korpeoglu, Sushant Kumar, and Kannan Achan. Inductive Representation Learning on Temporal Graphs, 2020. URL <https://arxiv.org/abs/2002.07962>.
- Alec Radford, Jong Wook Kim, Chris Hallacy, Aditya Ramesh, Gabriel Goh, Sandhini Agarwal, Girish Sastry, Amanda Askell, Pamela Mishkin, Jack Clark, Gretchen Krueger, and Ilya Sutskever. Learning Transferable Visual Models From Natural Language Supervision. In Marina Meila and Tong Zhang, editors, *Proceedings of the 38th International Conference on Machine Learning*, volume 139 of *Proceedings of Machine Learning Research*, pages 8748–8763. PMLR, 18–24 Jul 2021. URL <https://proceedings.mlr.press/v139/radford21a.html>.
- Xiaohua Zhai, Alexander Kolesnikov, Neil Houlsby, and Lucas Beyer. Scaling Vision Transformers. In *Proceedings of the IEEE/CVF Conference on Computer Vision and Pattern Recognition (CVPR)*, pages 12104–12113, June 2022.
- Tiansheng Yao, Xinyang Yi, Derek Zhiyuan Cheng, Felix Yu, Ting Chen, Aditya Menon, Lichan Hong, Ed H. Chi, Steve Tjoa, Jieqi (Jay) Kang, and Evan Ettinger. Self-supervised Learning for Large-scale Item Recommendations. In *Proceedings of the 30th ACM International Conference on Information & Knowledge Management, CIKM '21*, page 4321–4330, New York, NY, USA, 2021. Association for Computing Machinery. ISBN 9781450384469. doi:10.1145/3459637.3481952. URL <https://doi.org/10.1145/3459637.3481952>.
- Xu Xie, Fei Sun, Zhaoyang Liu, Shiwen Wu, Jinyang Gao, Jiandong Zhang, Bolin Ding, and Bin Cui. Contrastive Learning for Sequential Recommendation. In *2022 IEEE 38th International Conference on Data Engineering (ICDE)*, pages 1259–1273, 2022. doi:10.1109/ICDE53745.2022.00099.
- Jiancan Wu, Xiang Wang, Fuli Feng, Xiangnan He, Liang Chen, Jianxun Lian, and Xing Xie. Self-Supervised Graph Learning for Recommendation. In *Proceedings of the 44th International ACM SIGIR Conference on Research and Development in Information Retrieval, SIGIR '21*, page 726–735, New York, NY, USA, 2021. Association for Computing Machinery. ISBN 9781450380379. doi:10.1145/3404835.3462862. URL <https://doi.org/10.1145/3404835.3462862>.
- Zhiwei Liu, Yongjun Chen, Jia Li, Philip S. Yu, Julian McAuley, and Caiming Xiong. Contrastive Self-supervised Sequential Recommendation with Robust Augmentation, 2021a. URL <https://arxiv.org/abs/2108.06479>.
- Kun Zhou, Hui Wang, Wayne Xin Zhao, Yutao Zhu, Sirui Wang, Fuzheng Zhang, Zhongyuan Wang, and Ji-Rong Wen. S3-Rec: Self-Supervised Learning for Sequential Recommendation with Mutual Information Maximization. In *Proceedings of the 29th ACM International Conference on Information Knowledge Management, CIKM '20*, page 1893–1902, New York, NY, USA, 2020. Association for Computing Machinery. ISBN 9781450368599. doi:10.1145/3340531.3411954. URL <https://doi.org/10.1145/3340531.3411954>.
- Mingyue Cheng, Fajie Yuan, Qi Liu, Xin Xin, and Enhong Chen. Learning Transferable User Representations with Sequential Behaviors via Contrastive Pre-training. In *2021 IEEE International Conference on Data Mining (ICDM)*, pages 51–60, 2021. doi:10.1109/ICDM51629.2021.00015.
- Zhuang Liu, Yunpu Ma, Yuanxin Ouyang, and Zhang Xiong. Contrastive Learning for Recommender System, 2021b. URL <https://arxiv.org/abs/2101.01317>.

A Baseline methods

We made changes to the original implementations of baseline methods to adapt them to our recommendation tasks. We briefly discuss these changes below.

- **BPR-MF**. We train the model using stochastic gradient descent (SGD) with momentum $m = 0.9$. We use weight decay of 0.001.
- **GRU4Rec**. We follow the original implementation with some changes: $N = 3$ GRU layers, BPR loss and no session-parallel mini-batching. Instead, we cache user sessions (hidden states) and use the cached session state whenever the corresponding session appears in a batch. This gives us more freedom in picking sessions for a batch. As a result, every batch during training epoch is composed of a randomly chosen subset of unfinished sessions.
- **GRU4Rec-BPTT**. In comparison to GRU4Rec, we use an item embedding layer instead of 1-of-N encoding, and we have no activation in the prediction layer (as opposed to *tanh*). Further, we add a linear layer after the last GRU layer and share the weights of the prediction layer with the item embedding. We compute the BPR loss at every position in the output sequence. We pad empty positions in the input sequence with zeros.
- **SASRec**. We follow the proposed model architecture with some changes: $N = 3$ self-attention blocks, positional encoding instead of learned positional embedding and BPR as the loss function (instead of binary cross entropy). The architecture of the self-attention blocks is identical to the encoder in our FELRec. We add a linear layer before the prediction layer. The prediction layer shares parameters with the item embedding layer.
- **JODIE**. We noticed that the t-Batch algorithm substantially increases training times and memory consumption on large datasets. We replace t-Batch with the same naive batching strategy that we use in our model. To further reduce memory consumption, we directly feed the learnable static embeddings to the model instead of one-hot encoded vectors. We also drop the feature embeddings because we do not use side information.

All baseline models share the same embedding and latent dimension size of 128. BPR-MF, GRU4Rec, GRU4Rec-BPTT and SASRec are trained using stochastic gradient descent (SGD) with momentum $m = 0.9$ and learning rate between 0.1 and 0.001 for 50 epochs (100 in case of BPR-MF). GRU4Rec-BPTT and SASRec take up to 64 items in the input sequence. We use between 1 and 32 negative samples for BPR. Dropout is set to 0.1. Batch size is 1024 (4096 for BPR-MF).