

Federated clustering with GAN-based data synthesis

Jie Yan^a, Jing Liu^a, Ji Qi^a, Zhong-Yuan Zhang^{a,*}

^a*School of Statistics and Mathematics,
Central University of Finance and Economics, Beijing, P.R.China*

Abstract

Federated clustering is an adaptation of centralized clustering in the federated settings, which aims to cluster data based on a global similarity measure while keeping all data local. The key here is how to construct a global similarity measure without sharing private data. To handle this, k-FED and federated fuzzy c-means (FFCM) respectively adapted K-means and fuzzy c-means to the federated learning settings, which aim to construct K global cluster centroids by running K-means on a set of all local cluster centroids. However, the constructed global cluster centroids may be fragile and be sensitive to different non-independent and identically distributed (Non-IID) levels among clients. To handle this, we propose a simple but effective federated clustering framework with GAN-based data synthesis, which is called synthetic data aided federated clustering (SDA-FC). It outperforms k-FED and FFCM in terms of effectiveness and robustness, requires only one communication round, can run asynchronously, and can handle device failures. Moreover, although NMI is a far more commonly used metric than Kappa, empirical results indicate that Kappa is a more reliable one.

Keywords: Federated clustering, Non-IID, GAN, NMI, Kappa

1. Introduction

Federated learning[1] aims to perform machine learning over millions of heterogeneous client devices such as smartphones or wearables. Specifically, it collaboratively trains a global model by fusing multiple local models trained on client devices while keeping all data local. As people become increasingly

*Corresponding author

Email address: zhyuanzh@gmail.com (Zhong-Yuan Zhang)

conscious of their privacy, this learning protocol has received much attention in recent years. And it has been applied to many usecases, such as vehicle image classification [2, 3, 4], smart healthcare [5], IoT-data [6], etc.

Although federated learning performs well in the independent and identically distributed (IID) scenarios, the local data distributions across client devices may be completely different since the local data on each device depends heavily on the way that client uses the local device. This phenomenon is known as Non-IID, also known as data heterogeneity, which can slow down the convergence and degrade the model performance[7]. In Non-IID scenarios, compared to the vanilla single-center framework (only trains one global model), constructing a multi-center framework (simultaneously trains multiple global models) based on client clustering [8, 9] or data clustering[10, 11, 12] may be more natural. For the client clustering, the basic idea of it is that each client may come from a specific distribution. Thus, we should use the clients within the same cluster to collaboratively train a specific global model. However, each sample within a single client may also come from a specific distribution. Hence, the data clustering, also know as **federated clustering**, can be more beneficial for client collaboration[12]. The goal of federated clustering is to cluster data based on a global similarity measure while keeping all data local[12].

In addition to helping handle the Non-IID problem, federated clustering itself is interesting, which is illustrated in Fig. 1. We can see that the local data is insufficient to group itself correctly, but the global one can. However, it can not be obtained since the local data on client devices is forbidden to share in federated scenarios. Hence, the key here is how to construct a global similarity measure without sharing private data. To handle this, k-FED[11] and federated fuzzy c-means (FFCM)[12] respectively adapted two classic centralized clustering algorithms K-means (KM)[13] and fuzzy c-means (FCM)[14] to the federated learning settings. The basic motivation behind them is similar, i.e. the global similarity measure (K global cluster centroids) can be constructed by running KM on a set of all local cluster centroids, where K is the true number of clusters. However, the constructed global cluster centroids may be fragile and be sensitive to different Non-IID levels, since the local cluster centroids heavily depends on the distribution of local data. As shown in Fig. 1, the local cluster centroids (in Fig. 1 (a) and Fig. 1 (b)) are far away the global ones (in Fig. 1 (c)), and the latter cannot be recovered by running KM on the former. To further sense the gap between federated clustering and centralized clustering, we performed

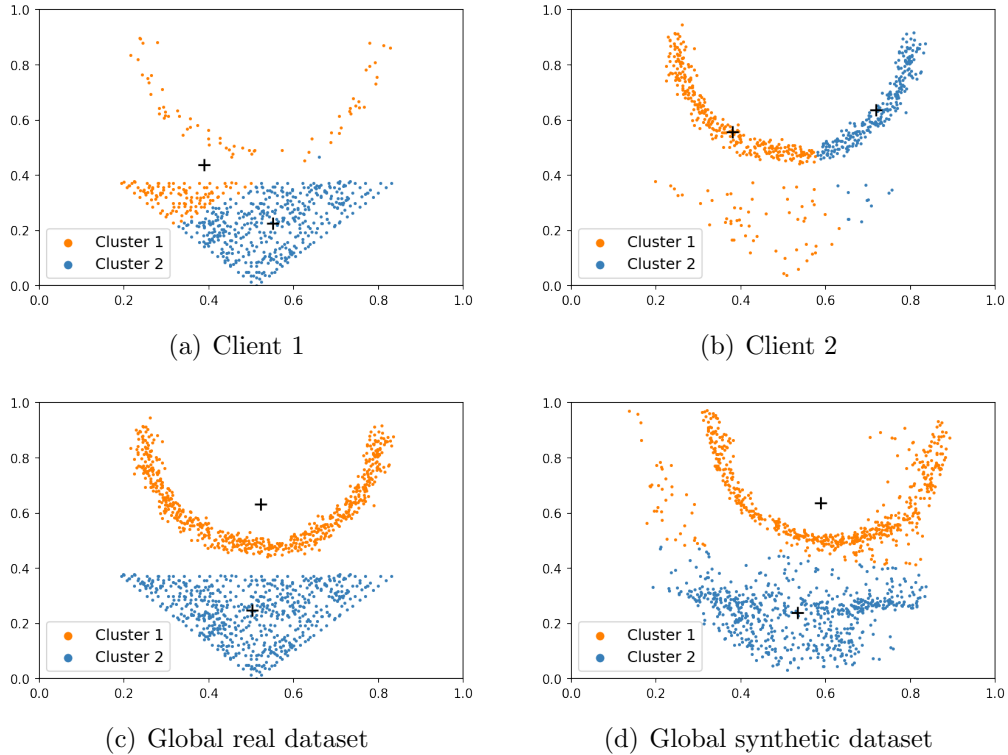


Figure 1: A toy example to illustrate the inherent interest of federated clustering. (a)-(b) The local data on two client devices. (c) All local data are combined in a central storage. (d) An approximation of the global real dataset. For each dataset, we performed KM[13] on it. Cluster centroids are indicated by "+" and samples are colored by the clustering results. Only (c) correctly identifies two clusters, and the centroids in (d) are closest to those in (c).

k-FED and FFCM on the toy example with federated setting and performed KM and FCM with centralized setting. As shown in Table 1, there is a gap between them, but it is narrowed by us.

Given a federated dataset, the Non-IID level is only related to the local data distribution but not to the global one. Hence, the model performance can be insensitive to the Non-IID level if we can construct a good approximation of the global data. Another benefit is that the approximation may enable us to capture the global similarity characteristics more effectively without sharing private data. Motivated by this, we propose a simple but effective federated clustering framework with GAN-based data synthesis,

Table 1: NMI of clustering methods on the toy example. The results indicate that there is a gap between state-of-the-art federated clustering algorithms and classical centralized clustering algorithms, but it is narrowed by us.

KM-based methods			FCM-based methods		
KM_central	k-FED	ours	FCM_central	FFCM	ours
1	0.7352	1	1	0.3691	1

which is called **synthetic data aided federated clustering (SDA-FC)**. It consists of two main steps: global synthetic data construction and cluster assignment. In the first step, the central server aims to construct a global synthetic data using multiple local GANs[15] trained from local data. In the second step, the central server first performs KM or FCM on the global synthetic dataset to get K global cluster centroids. Then, the final clustering result can be obtained by performing cluster assignment according to the cosine distance from local data to the centroids. As shown in Fig. 1 (d) and Table 1, the global synthetic data is a good approximation of the real one and SDA-FC can narrow the gap between federated clustering and centralized clustering.

In addition to Non-IID, there are some other core challenges in federated learning, such as expensive communication, systems heterogeneity and privacy concerns[16]. These challenges can lead to low efficiency, poor performance, device failures and deep data leakage. In this work, we focus on the first three challenges and leave the last one for future work. For SDA-FC, It outperforms k-FED and FFCM in terms of effectiveness and robustness, requires only one communication round, can run asynchronously, and can handle device failures. Moreover, although NMI[17] is a far more commonly used metric than Kappa[18], empirical results indicate that Kappa is a more reliable one.

The rest of this paper is organized as follows: Sect.2 first concisely describe four core challenges in federated learning, and then review some representative federated clustering methods. Following that, Sect. 3 first introduce some preliminaries about GAN, and then propose a new federated clustering framework SDA-FC. Sect. 4 reveals the advantages of SDA-FC. Finally, this paper is concluded in Sect 5.

2. Related Work

In this section, we will first concisely describe four core challenges in federated learning, and then review some representative federated clustering methods.

2.1. Core challenges in federated learning

In traditional centralized learning, a central server stores all data collected on client devices. For this learning protocol, one problem is hardware constraints that it places a high demand on the storage and computing capacity of the central server when the dataset is large. And another problem is privacy risks and data leakage[7]. To handle the first problem, distributed data parallelism[19] uses multiple devices to train a model replica with different data groups in parallel. However, it still requires access to the entire dataset to divide it into multiple groups, which means privacy risks still exist with this new protocol.

As a new research hotspot, federated learning[1] aims to collaboratively train a global model by fusing multiple local models trained on client devices while keeping all data local. Although it is promising to handle both the hardware constraints and the privacy risks, there are still some challenges in federated learning. Four core challenges[16] are listed below:

- **Expensive Communication.** In practice, federated networks may consist of millions of client devices, which means that communication in the network can be much more expensive than local computation[20, 21]. For designing a communication-efficient model, communicating fewer rounds and transmitting smaller message volumes are the two main aspects to consider.
- **Systems Heterogeneity.** Each client device may have different capabilities of communication, computation, and storage due to different wireless network connectivity, energy and hardware constraints. As a result, there may be only a small fraction of devices that can participate in the training when we train a large model[22] and some devices may be disconnected from the server during the training. Hence, it is critical for a federated model to anticipate low participation levels of devices and be robust to device failures.
- **Data Heterogeneity.** In federated learning, the local data distributions among client devices may be completely different since the local

data on each device heavily depends on the way that client uses the local device. This phenomenon is known as Non-IID, also known as data heterogeneity, which can slow down the convergence and degrade the model performance[7]. Compared to the vanilla single-center framework (only trains one global model), constructing a multi-center framework (simultaneously trains multiple global models) based on client clustering [8, 9] or data clustering[10, 11, 12] may be more natural.

- **Privacy Concerns.** Although the classic federated averaging method[1] prevents shallow data leakage from raw data, Zhu et al.[23] demonstrated that this method can cause deep data leakage from the shared gradients and parameters, i.e. one can reconstruct the original data from the shared gradients and parameters. To further improve the privacy of federated learning, differential privacy[24, 25, 26], as one of the most popular privacy protection technique, has been leveraged in many recent works[27, 28, 29]. However, it improves the privacy but degrades model performance significantly at the same time.

Recently, many efforts have been made to adapt centralized algorithms to the federated learning settings, such as reinforcement learning [30, 31, 32], classification algorithms[33, 34, 35], clustering algorithms[10, 11, 12], etc. However, these adaptations are often discouraged by the core challenges of federated learning in terms of model efficiency and model performance. In this work, we focus on how to handle the challenges of federated clustering and some related works will be reviewed in the next section.

2.2. Federated clustering

The goal of federated clustering is to cluster data based on a global similarity measure while keeping all data local[12]. However, the similarity of samples across clients can not be measured due to privacy constraints. This is why federated clustering is a challenging task to handle.

To circumvent this challenge, two similar methods k-FED and FFCM were proposed. The basic motivation behind them is similar, i.e. the global similarity measure (K global cluster centroids) can be constructed by running K-means (KM) on a set of all local cluster centroids, where K is the true number of clusters. Specifically, each client device runs a classic centralized clustering algorithm on the local data to generate several cluster centroids and uploads them to the central server. Then, the central server can construct

K global cluster centroids by running KM on the uploaded local cluster centroids. The classic centralized clustering algorithm used in k-FED is KM and that used in FFCM is fuzzy c-means (FCM). Although they have adapted the classic clustering algorithms KM and FCM to the federated learning settings successfully, the constructed global cluster centroids may be fragile and be sensitive to different Non-IID levels, since the local cluster centroids heavily depends on the distribution of local data.

Given a federated dataset, the Non-IID level is only related to the local data distribution but not to the global one. Hence, the model performance can be insensitive to the Non-IID level if we can construct a good approximation of the global data. Another benefit is that the approximation may enable us to capture the global similarity characteristics more effectively without sharing private data. Motivated by this, we propose a simple but effective federated clustering framework with GAN-based data synthesis, which is called synthetic data aided federated clustering (SDA-FC). It requires only one communication round, can run asynchronously, and can handle device failures. It consists of two main steps: global synthetic data construction and cluster assignment. For the global synthetic data construction, the central server aims to construct a global synthetic data using multiple local GANs[15] trained from local data. For the cluster assignment, the central server first performs KM or FCM on the global synthetic dataset to get K global cluster centroids. Then, the final clustering result can be obtained by performing cluster assignment according to the cosine distance from local data to the centroids.

3. Synthetic Data Aided Federated Clustering (SDA-FC)

In this section, we first introduce some preliminaries about GAN. Then, we propose a new federated clustering framework with GAN-based data synthesis, which is called synthetic data aided federated clustering (SDA-FC).

3.1. Preliminaries

The vanilla GAN[15] consists of two networks: the generator and discriminator. They compete against each other in a two-player game while making each other stronger. The generator aims to generate some samples that are as real as possible to trick the discriminator, and the discriminator is designed to distinguish generated samples from real ones. When the discriminator cannot distinguish between generated and real samples, the game

ends. This means the generator has learned the real data distribution, i.e. it achieves the theoretical global optimum.

The objective function of the vanilla GAN is defined as:

$$\min_G \max_D \mathbf{E}_{z \sim \mathcal{N}} \log(1 - D(G(z))) + \mathbf{E}_{x \sim p_r} \log(D(x)), \quad (1)$$

where G is the generator that inputs a noise z and outputs a generated sample, \mathcal{N} is Gaussian distribution, D is the discriminator that inputs a sample and outputs a scalar to tell the generated samples from the real ones, and p_r is the distribution of real data. While GAN has gained successful applications in recent years, the adversarial training is notoriously unstable and can result in mode collapses[36]. The mode collapses behaves as both high quality and low diversity of the generated samples, which means that the model only captures part of the characteristics of the real data. In [37], an additional categorical variable is introduced to the input of the generator. This makes a clearer cluster structure of the generated data on the latent space, and also implies that the generated samples are more diverse.

Here, to alleviate the mode collapses, we also use a mixture of discrete and continuous variables as the input of the generator by following [37]. The new objective function is defined as:

$$\min_G \max_D \mathbf{E}_{k \sim \mathcal{U}} \mathbf{E}_{z \sim \mathcal{N}} \log(1 - D(G(e_k, z))) + \mathbf{E}_{x \sim p_r} \log(D(x)), \quad (2)$$

where \mathcal{U} is a uniform random distribution with the lowest value 1 and the highest value K , and e_k is a one-hot vector with the k -th element being 1.

3.2. Synthetic Data Aided Federated Clustering (SDA-FC)

The goal of federated clustering is to cluster data based on a global similarity measure while keeping all data local[12]. However, the similarity of samples among clients can not be measured due to privacy constraints. This is why federated clustering is a challenging task to handle.

Given a real world dataset X , which is distributed among M clients, i.e. $X = \bigcup_{i=1}^M X^{(i)}$. Actually, the central server may indirectly capture the global similarity characteristics by constructing a good approximation of X , although it has no access to the local data $X^{(i)}$. Motivated by this, we propose a simple but effective federated clustering framework, which is called synthetic data aided federated clustering (SDA-FC). The proposed framework requires only one round of communication between the clients and the central server. It consists of two main steps: global synthetic data construction and cluster assignment. The details are given below.

Table 2: Description of datasets.

Dataset	Type	Size	Image size/Features	Class
MNIST	image	70000	28×28	10
Fashion-MNIST	image	70000	28×28	10
CIFAR-10	image	60000	32×32	10
STL-10	image	13000	96×96	10
Pendigits	time series	10992	16	10

3.2.1. Global synthetic data construction

Firstly, client i ($i = 1, 2, \dots, M$) downloads an initial GAN model from the central server and trains it with the local data $X^{(i)}$. Then, the trained generator $G^{(i)}$ and the local data size of $X^{(i)}$ are uploaded to the central server. Finally, the central server use $G^{(i)}$ to generate a dataset $\hat{X}^{(i)}$ of the same size as $X^{(i)}$, and the global synthetic dataset \hat{X} can be obtained by emerging all generated datasets, i.e. $\hat{X} = \bigcup_{i=1}^M \hat{X}^{(i)}$.

3.2.2. Cluster assignment

As a general federated clustering framework, it is simple to combine SDA-FC with other centralized clustering methods. Here, we respectively combine SDA-FC with K-means (KM)[13] and fuzzy c-means (FCM)[14], leading to two specific methods, SDA-FC-KM and SDA-FC-FCM.

Specifically, the central server first performs KM or FCM on the global synthetic dataset to get K global centroids. Then, each client downloads the centroids and the final clustering result can be obtained by performing cluster assignment according to the cosine distance from local data to the centroids.

4. Experimental results

In this section, the effectiveness of the proposed methods is validated on several datasets with different non-IID scenarios.

4.1. Experimental Settings

For federated learning, a universal non-IID benchmark dataset is still lacking due to the complexity of federated learning itself [7, 38]. Here, following

[10], we simulate different federated scenarios by partitioning the real-world dataset into K smaller subsets (each one corresponds to a client) and scaling **the Non-IID level** p in clients, where K is the true number of clusters. For a client with S datapoints, the first $p \cdot S$ datapoints are sampled from a single cluster, and the remaining $(1 - p) \cdot S$ ones are sampled from any clusters randomly. Extremely, $p = 0$ means the data on the clients is IID, and $p = 1$ means the data on the clients is completely non-IID.

As shown in Table 2, we select two grey image datasets MNIST and Fashion-MNIST, two color image datasets CIFAR-10[39] and STL-10[40], and a time series dataset Pendigits[41] for comprehensive analysis. In SDA-FC, all local GANs are trained with Adam Optimizer[42]. Code will be made available

4.2. Effectiveness analysis of SDA-FC

To validate the effectiveness of SDA-FC, we select two state-of-the-art federated clustering methods as baselines, k-FED [11] and the federated fuzzy c-means (FFCM)[12]. In addition, to sense the gap between federated clustering and centralized clustering, we also report the numerical results for k-means (KM) and fuzzy c-means (FCM) in the centralized scenarios, denoted as KM_central and FCM_central respectively. In all experiments, the fuzzy degree in FCM-based methods is set to 1.1.

The clustering performance based on NMI[17] and Kappa[18] is shown in Table 3 and Table 4. One can observe that: 1) For the KM-based methods, both metrics indicate that the proposed method is superior to k-FED in terms of effectiveness and robustness. For the FCM-based methods, the two metrics give different ranks. Although NMI is a far more commonly used metric than Kappa, increasing evidences indicate that NMI values are misleading due to the drawbacks of itself and Kappa is a more reliable one[18, 43]. Here, we also contribute some new cases to show that NMI fails to accurately reflect the performance of clustering results. For example, on the dataset CIFAR-10, we construct an oracle baseline with the ground-truth centroids (computed by the ground-truth labels) in a centralized scenario, which performs cluster assignment according to the cosine distance from local data to the centroids. Intuitively, a KM-based method or a FCM-based can never perform better than the oracle baseline. However, the NMI value of the oracle baseline is 0.1009. The NMI value of FFCM with the fuzzy degree of 2 is 0.1051 when $p = 0.75$ and 0.1059 when $p = 1$! On the contrary, the Kappa value of the oracle baseline is 0.1992. For FFCM, that of $p = 0.75$ is 0.1634 and

Table 3: NMI of clustering methods across different federated scenarios. For each comparison, the best result is highlighted in boldface.

Dataset	p	KM-based methods			FCM-based methods		
		KM_central	k-FED	SDA-FC-KM	FCM_central	FFCM	SDA-FC-FCM
MNIST	0.0		0.5081	0.5133		0.5157	0.5141
	0.25		0.4879	0.5033		0.5264	0.5063
	0.5	0.5304	0.4515	0.5118	0.5187	0.4693	0.5055
	0.75		0.4552	0.5196		0.4855	0.5143
	1.0		0.4142	0.5273		0.5372	0.5140
Fashion-MNIST	0.0		0.5932	0.5947		0.5786	0.6027
	0.25		0.5730	0.6052		0.5995	0.5664
	0.5	0.6070	0.6143	0.6063	0.6026	0.6173	0.6022
	0.75		0.5237	0.6077		0.6139	0.5791
	1.0		0.5452	0.6065		0.5855	0.6026
CIFAR-10	0.0		0.0820	0.0823		0.0812	0.0819
	0.25		0.0866	0.0835		0.0832	0.0818
	0.5	0.0871	0.0885	0.0838	0.0823	0.0870	0.0810
	0.75		0.0818	0.0864		0.0842	0.0808
	1.0		0.0881	0.0856		0.0832	0.0858
STL-10	0.0		0.1468	0.1470		0.1436	0.1406
	0.25		0.1472	0.1511		0.1493	0.1435
	0.5	0.1532	0.1495	0.1498	0.1469	0.1334	0.1424
	0.75		0.1455	0.1441		0.1304	0.1425
	1.0		0.1403	0.1477		0.1565	0.1447
Pendigits	0.0		0.7001	0.6972		0.6866	0.6654
	0.25		0.6620	0.6796		0.6848	0.6631
	0.5	0.6877	0.6625	0.6661	0.6862	0.6798	0.6544
	0.75		0.5521	0.6734		0.6757	0.6846
	1.0		0.6296	0.5172		0.7236	0.5162
count	-	-	7	18	-	16	9

of $p = 1$ is 0.1854, which is more reasonable. Hence, for the FCM-based methods, the proposed method is also the best one based on Kappa in terms of effectiveness and robustness. 2) The gap between federated clustering and centralized clustering is narrowed by the SDA-FC framework.

4.3. Effectiveness analysis of the global synthetic dataset

Although the effectiveness of the SDA-FC framework in combination with KM or FCM have been validated, we expect that the SDA-FC can work as a more general framework to help subsequent practitioners to handle more challenging problems in federated clustering, such as combining the SDA-FC

Table 4: Kappa of clustering methods across different federated scenarios. For each comparison, the best result is highlighted in boldface.

Dataset	p	KM-based methods			FCM-based methods		
		KM_central	k-FED	SDA-FC-KM	FCM_central	FFCM	SDA-FC-FCM
MNIST	0.0		0.5026	0.4977		0.5060	0.5109
	0.25		0.4000	0.4781		0.5105	0.5027
	0.5	0.4786	0.3636	0.4884	0.5024	0.3972	0.4967
	0.75		0.3558	0.4926		0.4543	0.5021
	1.0		0.3386	0.5000		0.5103	0.5060
Fashion-MNIST	0.0		0.4657	0.4640		0.4974	0.5252
	0.25		0.5222	0.4763		0.5180	0.4962
	0.5	0.4778	0.4951	0.4826	0.5212	0.4974	0.5258
	0.75		0.4240	0.4774		0.4995	0.4955
	1.0		0.3923	0.4825		0.4672	0.5323
CIFAR-10	0.0		0.1305	0.1275		0.1439	0.1283
	0.25		0.1366	0.1275		0.1491	0.1376
	0.5	0.1347	0.1252	0.1307	0.1437	0.1316	0.1411
	0.75		0.1303	0.1360		0.1197	0.1464
	1.0		0.1147	0.1341		0.1237	0.1494
STL-10	0.0		0.1390	0.1533		0.1514	0.1505
	0.25		0.1361	0.1448		0.1479	0.1527
	0.5	0.1550	0.1505	0.1377	0.1602	0.1112	0.1620
	0.75		0.1256	0.1513		0.1001	0.1603
	1.0		0.1328	0.1527		0.1351	0.1553
Pendigits	0.0		0.7079	0.7444		0.6523	0.6611
	0.25		0.6420	0.7304		0.6535	0.6469
	0.5	0.6523	0.6285	0.6149	0.6521	0.6823	0.6349
	0.75		0.4493	0.6228		0.6323	0.7364
	1.0		0.5222	0.5063		0.6772	0.5062
count	-	-	9	16	-	10	15

with deep clustering methods. The key here is to make sure that the global synthetic dataset generated by SDA-FC is a good approximation of the real one.


Here, for each image datasets, we first generate a global synthetic dataset of the same size as the real one and visualize part of the generated images randomly in Fig. 2. Then, we visualize the data distribution of them using t-SNE[44] in Fig. 3. One can see that: 1) Although the objects in the generated images are sometimes unrecognizable, the SDA-FC still captures the fundamental characteristics of the data. 2) The global synthetic datasets and the real ones are highly overlapping and the former is a good approximation




(a) MNIST



(b) Fashion-MNIST



(c) CIFAR-10



(d) STL-10

Figure 2: Visualization of the global synthetic datasets with the Non-IID level $p = 0.5$.

of the latter. 3) The cluster structure on the gray image datasets is clearer than that on the color image ones, and this is why the clustering results on the former are much better than those on the latter (as shown in Table 4).

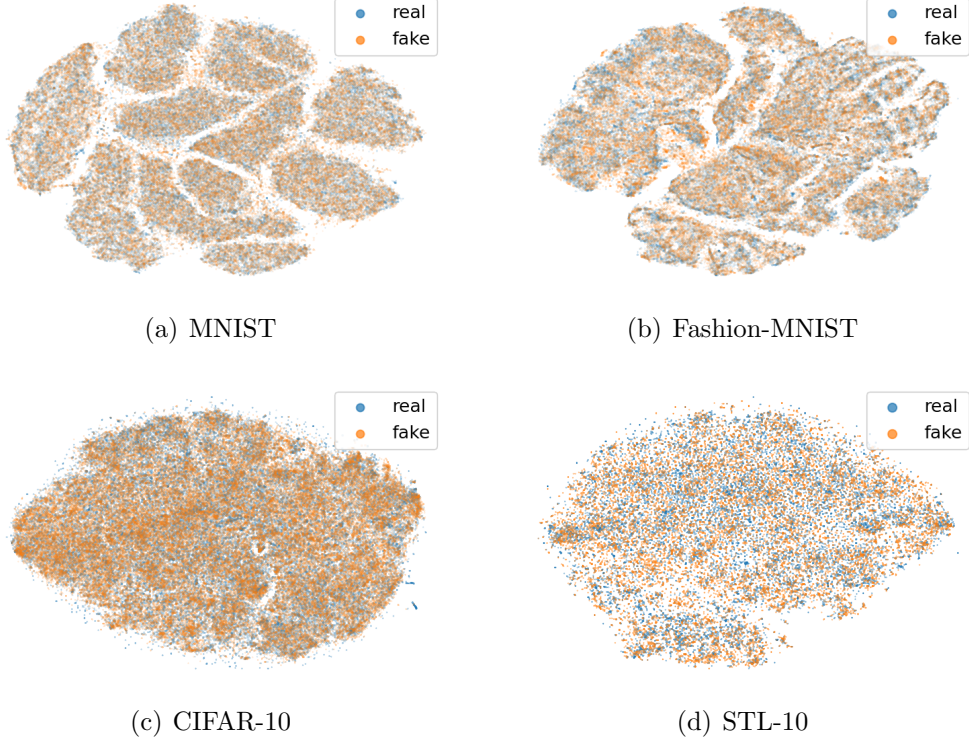


Figure 3: t-SNE visualization of the global synthetic datasets with the Non-IID level $p = 0.5$.

4.4. Sensitivity analysis of clustering performance to device failures

In practice, some client devices may be disconnected from the server before the completion of the given communication round due to wireless network fluctuations and energy constraints, etc. As a result, some specific data characteristics in the failed devices may be lost, leading to poor performance. This means that the sensitivity analysis of clustering performance to device failures is worth investigating.

To handle such device failure problem, following [16], we ignore the failed devices simply and continue training with the remaining ones. The percentage of the failed devices among all devices is denoted as **disconnection rate**. Here, we simulate different disconnected scenarios on MNIST by scaling the disconnection rate and run four federated clustering methods on them. As shown in Fig. 4, one can see that: 1) The proposed methods are generally more effective and robust in all considered scenarios. 2) The sensitivity

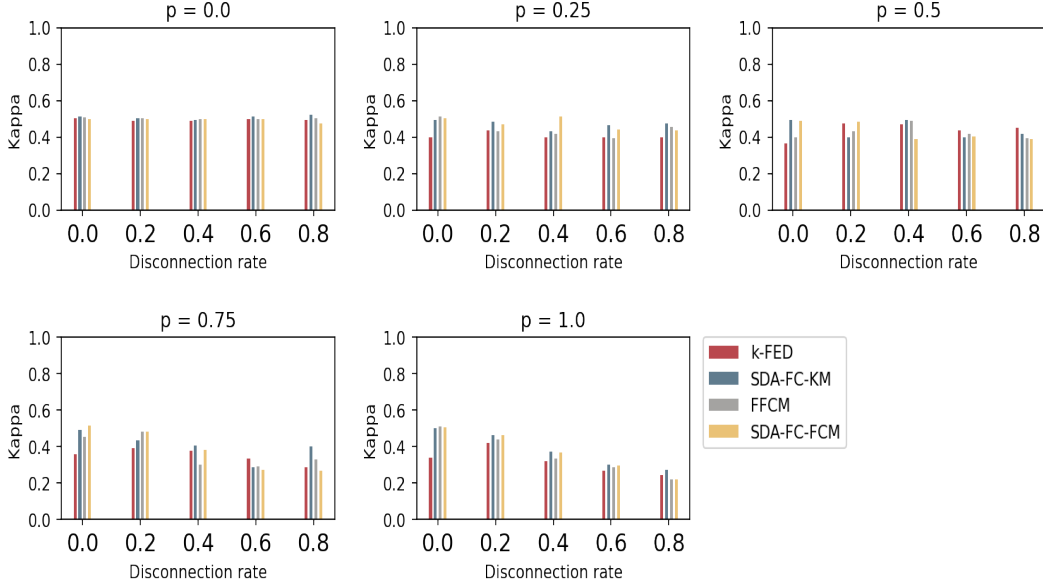


Figure 4: The relations between the clustering performance and the device failures.

of clustering performance to device failures is positively correlated with the Non-IID level p . This is because the larger p is, the smaller the mutual substitutability of data characteristics across clients (one extreme case is that the data across the clients is completely Non-IID when $p = 1$). As a result, the adverse effect of device failures on clustering performance will be more severe as p increases.

In summary: 1) The proposed methods outperforms k-FED and FFCM in terms of effectiveness and robustness. 2) Kappa is a more reliable metric than NMI. 3) The global synthetic dataset generated by local GANs is a good approximation of the real one. 4) The sensitivity of clustering performance to device failures is positively correlated with the heterogeneity level p .

5. Conclusion

In this work, we propose a simple but effective federated clustering framework with GAN-based data synthesis, SDA-FC. It achieves the state-of-the-art performance in terms of effectiveness and robustness, requires only one communication round, can run asynchronously, and can handle device failures. With the global synthetic dataset constructed by SDA-FC, the model

performance can be insensitive to the Non-IID level, and we can capture the global similarity characteristics more effectively without sharing private data.

However, the numerical results also show that SDA-FC combined with the shallow clustering method can not handle more complicated data (like color images). Hence, SDA-FC combined with the deep clustering method may be an interesting problem for future work. Last but not least, increasing evidences indicate that NMI values are misleading and fail to accurately reflect the actual performance of the clustering results. The performance analysis of unsupervised methods should be based on Kappa rather than NMI.

References

- [1] B. McMahan, E. Moore, D. Ramage, S. Hampson, B. A. y Arcas, Communication-efficient learning of deep networks from decentralized data, in: Artificial intelligence and statistics, PMLR, 2017, pp. 1273–1282.
- [2] D. Ye, R. Yu, M. Pan, Z. Han, Federated learning in vehicular edge computing: A selective model aggregation approach, IEEE Access 8 (2020) 23920–23935.
- [3] H. Zhang, L. Hanzo, Federated learning assisted multi-uav networks, IEEE Transactions on Vehicular Technology 69 (11) (2020) 14104–14109.
- [4] A. M. Elbir, B. Soner, S. Coleri, Federated learning in vehicular networks, arXiv preprint arXiv:2006.01412 (2020).
- [5] D. C. Nguyen, Q.-V. Pham, P. N. Pathirana, M. Ding, A. Seneviratne, Z. Lin, O. Dobre, W.-J. Hwang, Federated learning for smart healthcare: A survey, ACM Computing Surveys (CSUR) 55 (3) (2022) 1–37.
- [6] D. C. Nguyen, M. Ding, P. N. Pathirana, A. Seneviratne, J. Li, H. V. Poor, Federated learning for internet of things: A comprehensive survey, IEEE Communications Surveys & Tutorials 23 (3) (2021) 1622–1658.
- [7] H. Zhu, J. Xu, S. Liu, Y. Jin, Federated learning on non-iid data: A survey, Neurocomputing 465 (2021) 371–390.

- [8] A. Ghosh, J. Chung, D. Yin, K. Ramchandran, An efficient framework for clustered federated learning, *Advances in Neural Information Processing Systems* 33 (2020) 19586–19597.
- [9] E. L. Zec, E. Ekblom, M. Willbo, O. Mogren, S. Girdzijauskas, Decentralized adaptive clustering of deep nets is beneficial for client collaboration, *arXiv preprint arXiv:2206.08839* (2022).
- [10] J. Chung, K. Lee, K. Ramchandran, Federated unsupervised clustering with generative models, in: *AAAI 2022 International Workshop on Trustable, Verifiable and Auditable Federated Learning*, 2022.
- [11] D. K. Dennis, T. Li, V. Smith, Heterogeneity for the win: One-shot federated clustering, in: *International Conference on Machine Learning*, PMLR, 2021, pp. 2611–2620.
- [12] M. Stallmann, A. Wilbik, Towards federated clustering: A federated fuzzy *c*-means algorithm (ffcm), in: *AAAI 2022 International Workshop on Trustable, Verifiable and Auditable Federated Learning*, 2022.
- [13] J. MacQueen, Classification and analysis of multivariate observations, in: *5th Berkeley Symp. Math. Statist. Probability*, 1967, pp. 281–297.
- [14] J. C. Bezdek, R. Ehrlich, W. Full, Fcm: The fuzzy *c*-means clustering algorithm, *Computers & geosciences* 10 (2-3) (1984) 191–203.
- [15] I. Goodfellow, J. Pouget-Abadie, M. Mirza, B. Xu, D. Warde-Farley, S. Ozair, A. Courville, Y. Bengio, Generative adversarial nets, *Advances in neural information processing systems* 27 (2014).
- [16] T. Li, A. K. Sahu, A. Talwalkar, V. Smith, Federated learning: Challenges, methods, and future directions, *IEEE Signal Processing Magazine* 37 (3) (2020) 50–60.
- [17] A. Strehl, J. Ghosh, Cluster ensembles—a knowledge reuse framework for combining multiple partitions, *Journal of machine learning research* 3 (Dec) (2002) 583–617.
- [18] X. Liu, H.-M. Cheng, Z.-Y. Zhang, Evaluation of community detection methods, *IEEE Transactions on Knowledge and Data Engineering* 32 (9) (2019) 1736–1746.

- [19] J. Dean, G. Corrado, R. Monga, K. Chen, M. Devin, M. Mao, M. Ranzato, A. Senior, P. Tucker, K. Yang, et al., Large scale distributed deep networks, *Advances in neural information processing systems* 25 (2012).
- [20] J. Huang, F. Qian, Y. Guo, Y. Zhou, Q. Xu, Z. M. Mao, S. Sen, O. Spatscheck, An in-depth study of lte: Effect of network protocol and application behavior on performance, *ACM SIGCOMM Computer Communication Review* 43 (4) (2013) 363–374.
- [21] C. Van Berkel, Multi-core for mobile phones, in: *2009 Design, Automation & Test in Europe Conference & Exhibition*, IEEE, 2009, pp. 1260–1265.
- [22] K. Bonawitz, H. Eichner, W. Grieskamp, D. Huba, A. Ingerman, V. Ivanov, C. Kiddon, J. Konečný, S. Mazzocchi, B. McMahan, et al., Towards federated learning at scale: System design, *Proceedings of Machine Learning and Systems* 1 (2019) 374–388.
- [23] L. Zhu, Z. Liu, S. Han, Deep leakage from gradients, *Advances in neural information processing systems* 32 (2019).
- [24] C. Dwork, A firm foundation for private data analysis, *Communications of the ACM* 54 (1) (2011) 86–95.
- [25] C. Dwork, A. Roth, et al., The algorithmic foundations of differential privacy, *Foundations and Trends® in Theoretical Computer Science* 9 (3–4) (2014) 211–407.
- [26] C. Dwork, F. McSherry, K. Nissim, A. Smith, Calibrating noise to sensitivity in private data analysis, in: *Theory of cryptography conference*, Springer, 2006, pp. 265–284.
- [27] R. C. Geyer, T. Klein, M. Nabi, Differentially private federated learning: A client level perspective, *arXiv preprint arXiv:1712.07557* (2017).
- [28] Y. Zhao, J. Zhao, M. Yang, T. Wang, N. Wang, L. Lyu, D. Niyato, K.-Y. Lam, Local differential privacy-based federated learning for internet of things, *IEEE Internet of Things Journal* 8 (11) (2020) 8836–8853.

- [29] K. Wei, J. Li, M. Ding, C. Ma, H. H. Yang, F. Farokhi, S. Jin, T. Q. Quek, H. V. Poor, Federated learning with differential privacy: Algorithms and performance analysis, *IEEE Transactions on Information Forensics and Security* 15 (2020) 3454–3469.
- [30] X. Wang, Y. Han, C. Wang, Q. Zhao, X. Chen, M. Chen, In-edge ai: Intelligentizing mobile edge computing, caching and communication by federated learning, *IEEE Network* 33 (5) (2019) 156–165.
- [31] H. Wang, Z. Kaplan, D. Niu, B. Li, Optimizing federated learning on non-iid data with reinforcement learning, in: *IEEE INFOCOM 2020-IEEE Conference on Computer Communications*, IEEE, 2020, pp. 1698–1707.
- [32] P. Zhang, C. Wang, C. Jiang, Z. Han, Deep reinforcement learning assisted federated learning algorithm for data management of iiot, *IEEE Transactions on Industrial Informatics* 17 (12) (2021) 8475–8484.
- [33] T. S. Brisimi, R. Chen, T. Mela, A. Olshevsky, I. C. Paschalidis, W. Shi, Federated learning of predictive models from federated electronic health records, *International journal of medical informatics* 112 (2018) 59–67.
- [34] F. Yu, A. S. Rawat, A. Menon, S. Kumar, Federated learning with only positive labels, in: *International Conference on Machine Learning*, PMLR, 2020, pp. 10946–10956.
- [35] H.-Y. Chen, W.-L. Chao, On bridging generic and personalized federated learning for image classification, in: *International Conference on Learning Representations*, 2021.
- [36] L. Metz, B. Poole, D. Pfau, J. Sohl-Dickstein, Unrolled generative adversarial networks, in: *ICLR (Poster)*, OpenReview.net, 2017.
- [37] S. Mukherjee, H. Asnani, E. Lin, S. Kannan, Clustergan: Latent space clustering in generative adversarial networks, in: *Proceedings of the AAAI conference on artificial intelligence*, Vol. 33, 2019, pp. 4610–4617.
- [38] S. Hu, Y. Li, X. Liu, Q. Li, Z. Wu, B. He, The oarf benchmark suite: Characterization and implications for federated learning systems, *ACM Transactions on Intelligent Systems and Technology (TIST)* 13 (4) (2022) 1–32.

- [39] A. Krizhevsky, G. Hinton, et al., Learning multiple layers of features from tiny images (2009).
- [40] A. Coates, A. Ng, H. Lee, An analysis of single-layer networks in unsupervised feature learning, in: Proceedings of the fourteenth international conference on artificial intelligence and statistics, JMLR Workshop and Conference Proceedings, 2011, pp. 215–223.
- [41] F. Keller, E. Muller, K. Bohm, Hics: High contrast subspaces for density-based outlier ranking, in: 2012 IEEE 28th international conference on data engineering, IEEE, 2012, pp. 1037–1048.
- [42] D. P. Kingma, J. Ba, Adam: A method for stochastic optimization, arXiv preprint arXiv:1412.6980 (2014).
- [43] J. Yan, X. Liu, J. Qi, T. You, Z.-Y. Zhang, Selective clustering ensemble based on kappa and f-score, arXiv preprint arXiv:2204.11062 (2022).
- [44] L. Van der Maaten, G. Hinton, Visualizing data using t-sne., Journal of machine learning research 9 (11) (2008).