
LATENT SPACE IS FEATURE SPACE

REGULARIZATION TERM FOR GANS TRAINING ON LIMITED DATASET

Wang Pengwei
School of Software
Northwestern Polytechnical University
penway@mail.nwpu.edu.cn

ABSTRACT

Generative Adversarial Networks (GAN) is currently widely used as an unsupervised image generation method. Current state-of-the-art GANs can generate photorealistic images with high resolution. However, a large amount of data is required, or the model would prone to generate images with similar patterns (mode collapse) and bad quality. I proposed an additional structure and loss function for GANs called LFM, trained to maximize the feature diversity between the different dimensions of the latent space to avoid mode collapse without affecting the image quality. Orthogonal latent vector pairs are created, and feature vector pairs extracted by discriminator are examined by dot product, with which discriminator and generator are in a novel adversarial relationship. In experiments, this system has been built upon DCGAN and proved to have improvement on Fréchet Inception Distance (FID) training from scratch on CelebA Dataset. This system requires mild extra performance and can work with data augmentation methods. The code is available on github.com/penway/LFM.

Keywords GAN, limited data, regularization



Figure 1: Image generated by DCGAN-LFM trained from scratch on MetFace Dataset (1336 images)

1 Introduction

The adversarial networks framework [1] is an adversarial game between two deep neural networks, where one network tries to generate synthetic data and the other tries to diminish the fake from the real. Deep convolutional generative adversarial network (DCGAN) [2] is then proposed to use convolution and transpose convolution to keep spatial information of images. All state-of-the-art GANs [3, 4, 5, 6, 7] are based on this simple yet effective structure.

The authenticity of GANs largely relies on the size of the dataset, with fewer images comes poorer quality. When the number of training images is small enough, GANs deteriorate in various behaviors, for DCGAN is mode collapse, and WGAN [3] stops generating meaningful images.

In this paper, I propose *Latent Feature Maximization* strategy as a regularization term for the loss function of GANs, which can slow down the procedure of mode collapse and reach a lower FID score before that.

This paper is in the following structure: 2. Related Work 3. Methodology 4. Experiment results. 5. Conclusion

Implementation details and more images are in Appendix A and Appendix D.

2 Related Work

2.1 Generative Adversarial Networks

The Generative Adversarial Networks was firstly proposed by Goodfellow et al. [1], using an adversarial setting to train the generative model. It is theoretically proved that this minimax game has a global optimum for $P(G) = P(data)$. Despite many advantages of the GAN framework, disadvantages are mode collapse and the hardship of keeping a balance between D and G , and this system will not converge but finally will deteriorate with training going on. Mode collapse means that G has output the same x from different z , meaning lacking diversity. The balance problem means that neither D nor G should be too strong to overshadow each other, or this minimax game would diverge. While utilizing convolutional layers to scale up GAN is a natural thought, attempts before the paper from Radford et al. [2] were not successful. With many detailed implementation advices and settings, the paper also explored the internal properties of the networks. By testing on linear changing latent space, the model is proved to have learned feature representations instead of memorizing the examples. Images can be interpolated with vector arithmetic in the latent space, resulting in the corresponding feature addition or subtraction.

2.2 Fréchet Inception Distance

The Fréchet Inception Distance is proposed by [8] as a measure the generate image quality and diversity. Only with both quality and diversity high can the result be small. FID is the Fréchet Distance between feature vectors encoded by the backbone encoder of the Inception v3 model.

2.3 Methodologies for GAN training on small dataset

TransferGAN Wang et al. [9] proposed utilizing pre-trained models to train on a new dataset. They explored the relationship between dataset size and if pre-trained, showing that the pre-trained model can always achieve a better score, with smaller new dataset came more significant improvement.

MineGAN This paper proposed [10] a novel component for GANs called *Miner* to estimate the proper distribution of the latent space for the generator. Such components can be used in one or multiple pre-trained models. The based model used in this paper is WGAN-GP [4]. The result of MineGAN outperforms TranferGAN. And this novel architecture can utilize pre-trained models from multiple domain.

ADA After a Data Augmentation methods Balanced Consistency Regularization [11] proposed by Zhao et al., Karras et al. [12] proposed a data augmentation algorithm, called *Adaptive Data Augmentation*, in which an augmentation pipeline a designed to reduce overfitting and an adaptive algorithm a designed to dynamically change to the possibility to augment data during training.

LC regularization Tseng et al. [13] proposed a regularizing method for GAN. Together with ADA, it is proven to achieve state-of-the-art performance even with a limited amount of data. This loss function is theoretically connected with LeCam Divergence, which is also one of the f-divergence family and proved to be more robust when facing small datasets compared to other divergence functions.

Latent space is Feature space

3 Methodology

3.1 Loss function of GAN

DCGAN follow the basic structure of GAN proposed by Goodfellow et al. The network consists of one generator G and one discriminator D . G map latent code z into fake image $\hat{x} = G(z)$, and D map image x into class c . Target of D is trying to maximize the correct rate of itself discriminating fake images from real, while the generator try to minimize it. In other word, D is maximizing V_D (1) and G is minimizing L_G (2).

$$V_D = \mathbb{E}[\log(D(\mathbf{x}))] + \mathbb{E}[\log(1 - D(\hat{\mathbf{x}}))] \quad (1)$$

$$V_G = \mathbb{E}[\log(1 - D(\hat{\mathbf{x}}))] \quad (2)$$

3.2 Analysis of the mode collapse

Even with a small dataset, the first few iterations can also show the exact same tendency of FID with larger datasets, and no mode collapse is happening in this phase. After certain training iterations, generated images tends to collapse to similar patterns gradually, with better quality but diversity close to none. Current strategy is utilize the best model before mode collapsing. With a rather small dataset, DCGAN can show instability and step into mode collapse in a rapid manner. Generated images can jump between meaningless noise and mode collapse images during training.

Mode collapse means despite that given noise for the generator being always random, a generator with mode collapse maps all different noises into several fixed modes. As a result, a regularization term LFM is introduced based on the following assumption.

Assumption: The latent space is the same as feature space. Given a latent space fit for the network capacity, the latent space for G to encode can be also interpreted as feature space that feature extractor D_F decoded.

With the assumption above, no matter the choice of origin and scale in the space, orthogonal vectors remain the dot product equals 0. In the following equations D is spilt into backbone feature extractor D_F and classifier D_C , so $D(\mathbf{x}) = D_C(D_F(\mathbf{x}))$.

$$\begin{aligned} \mathbf{f} &= D_F(G(\mathbf{z})) \\ \mathbf{f}_1^T \mathbf{f}_2 &= 0 \text{ such that } \mathbf{z}_1^T \mathbf{z}_2 = 0 \end{aligned} \quad (3)$$

3.3 Latent Feature Maximization

To evaluate the performance of whether orthogonal vectors in latent space in properly mapping into orthogonal vectors in feature space, pairs of orthogonal vectors are generated for the generator G and the discriminator has a model D_F to encode features, the classifier D_C in DCGAN is also kept and shares the same parameters with D_F . To form a adversarial loss function, the feature extractor has one trainable convolution layer to maximize the loss function. As a result, actually $f = F(D_F(x))$ is used to approximate $f = D_F(x)$.

One thought would be that the discriminator only optimize on classifier loss and have natural feature vector to optimize the generator. This turned out to be not useful and only have similar result without the regularization term for G . The experiment will be shown in Appendix B.

$$\begin{aligned} \text{latent pairs} : \mathbf{z}_{i+} \cdot \mathbf{z}_{i-} &= \mathbf{0} \\ \text{fake} : \hat{\mathbf{x}}_{ij} &= G(\mathbf{z}_{ij}) \\ \text{feature} : \mathbf{f}_{ij} &= D_F(\hat{\mathbf{x}}_{ij}) \\ R_{LFM} &= \mathbb{E}[\mathbf{f}_{i+} \cdot \mathbf{f}_{i-}] \\ \max_D L_D, L_D &= V_D + \lambda_D R_{LFM} \\ \min_G L_G, L_G &= V_G + \lambda_G R_{LFM} \end{aligned} \quad (4)$$

Latent space is Feature space

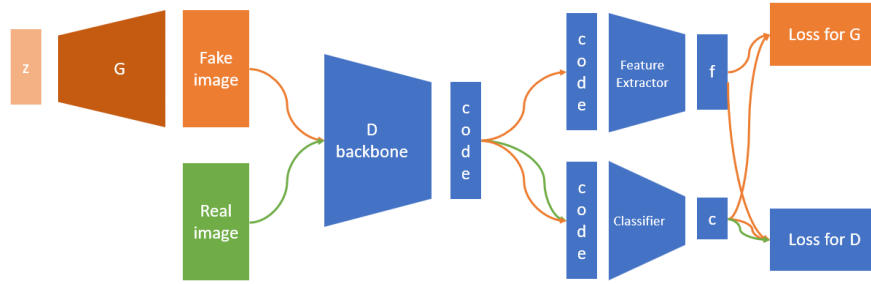


Figure 2: Structure of LFM.

3.4 Generate orthogonal Vector Pairs

Noise for DCGAN is under Gaussian distribution, as a result, an algorithm have to generate orthogonal vector for a given vector without largely away from the prior distribution. Currently I am merely using a very simple algorithm 1 to generate vector counterparts.

Algorithm 1: Generate orthogonal Vector Pairs

Data: None

Result: noise list

$y \leftarrow 1;$

$X \leftarrow x;$

$N \leftarrow n;$

while $count < batchsize/2$ **do**

$n1 \leftarrow Random\ Vector;$

$n2 \leftarrow Random\ Vector;$

$dr \leftarrow DotProduct(n1[0 : -1], n2[0 : -1]);$

$n2[-1] \leftarrow -dr/n1[-1];$

if $abs(n2[z_{dim} - 1]) \leq 1$ **then**

 Add Pairs To Noise;

$count \leftarrow count + 1;$

end

end

Note that there is a absolute function in the if statement. Experiments are also done with $n2[z_{dim} - 1] \leq 1$, leaving about 23% of the noise out of absolute value of 1 in the last element, which turned out to have better outcome in small datasets, even without LFM. Related study will be in Appendix C. The following sections will use algorithm with absolute function.

4 Experimental Results

4.1 Basic settings

Dataset. CelebA [14] and MetFace [12]. For CelebA, images are center cropped to square and resized to 64x64. Dataset is taken the first few photos, ranging from 0.25% (512 images) of the dataset to full dataset (202,599 images). MetFace dataset originally contains 1366 high quality images, they are also resized to 64x64.

Evaluation metric. Fréchet Inception Distance [8] is used. In practice, the PyTorch-fid package [15] is used which is reported to have a very small difference from the original implementation. All baseline statistics are from the full CelebA dataset calculated by PyTorch-fid, while generated image set only contains 128 images for each calculation. Despite specially structured training noise, validation noise is fully random to keep the metric fair. One note I have discovered is that the pre-calculated statistics in the original implementation [8] for CelebA is for face only (zoomed), as a result not suitable for the dataset with full head shown.

Latent space is Feature space

Setup. Both DCGAN and DCGAN-LFM are built on PyTorch from scratch, strictly following the original implementation of DCGAN, including hyperparameters, since it is indeed the best setting.

Baseline. Only DCGAN is used in this paper.

	CelebA [14]				MetFace [12]
	512 images	1012 images	2024 images	20k	
DCGAN [2]	158.48	148.44	119.57	85.04	138.06
DCGAN-LFM (mine)	152.01	125.72	108.49	85.98	119.30

Table 1: Min FID of DCGAN and DCGAN-LFM in three different dataset size
The training carried with maximum 30000 iterations. FID for LFM in 20k still had a tendency of going down.

4.2 Result

LMF actually cannot avoid the coming of mode collapse phase, but can delay the arrival of it and reach a better FID score before that. While DCGAN become unstable with dataset less than 2k images, LFM can still offer a stable training.

As is shown in Table 1, DCGAN with LFM can achieve lower minimum FID when dataset is small, and would not effect the performance with dastaset is large enough.

As is shown in Figure 3, for dataset with 512 images, DCGAN can achieve FID 174.44 before mode collapse and 158,48 after it. While with LFM, FID 152.01 can be achieved before mode collapse, and the FID curve become more stable. The situation is similar for dataset with 1012 images.

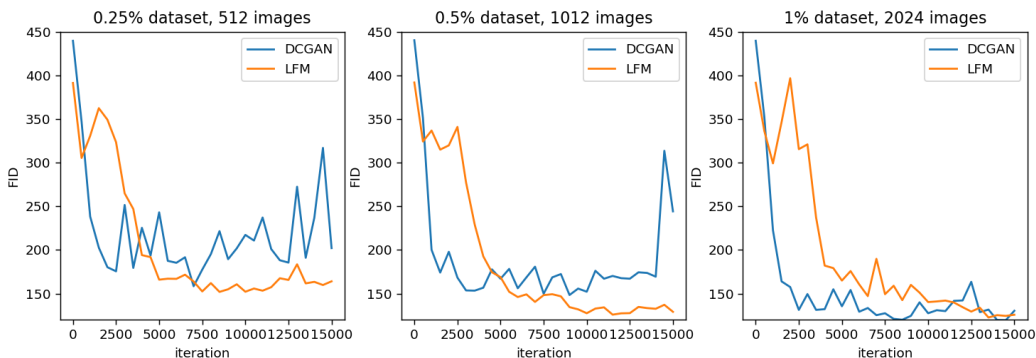


Figure 3: FID curve of DCGAN and DCGAN-LFM training on three different datasets. In the third figure, LFM do not achieve the minimum FID within 15000 iterations, while achieve it at 24000 iterations.

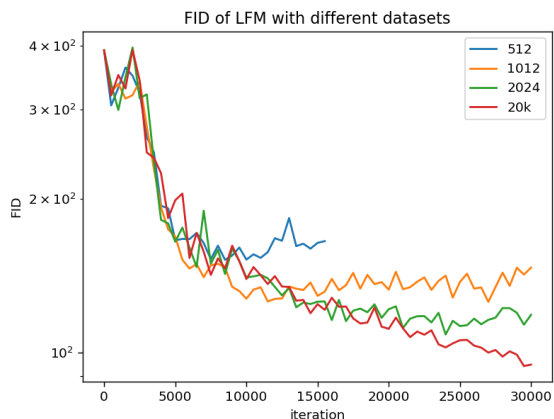


Figure 4: FID curves of DCGAN-LFM training by four different size of datasets. Training on dataset with 512 images was stopped early for showing mode collapse already.

5 Conclusion

In this paper, I proposed *Latent Feature Maximization (LFM)*, one novel regularization term for GANs. It pushed the generator to map orthogonal latent vectors to orthogonal feature vectors in an adversarial manner. In practice, orthogonal feature vector pairs are generated for training and after encoded into feature vectors by the discriminator, loss is calculated accordingly.

The proposed LFM regularization is proved to have improvement to DCGAN when the size of the dataset is small. In future work, I plan to 1) experiment on more datasets and backbones; 2) examine latent space intrinsic after applying LFM.

References

- [1] Ian J. Goodfellow, Jean Pouget-Abadie, Mehdi Mirza, Bing Xu, David Warde-Farley, Sherjil Ozair, Aaron Courville, and Yoshua Bengio. Generative Adversarial Networks, June 2014. arXiv:1406.2661 [cs, stat].
- [2] Alec Radford, Luke Metz, and Soumith Chintala. Unsupervised Representation Learning with Deep Convolutional Generative Adversarial Networks, January 2016. arXiv:1511.06434 [cs].
- [3] Martin Arjovsky, Soumith Chintala, and Léon Bottou. Wasserstein GAN, December 2017. arXiv:1701.07875 [cs, stat].
- [4] Ishaan Gulrajani, Faruk Ahmed, Martin Arjovsky, Vincent Dumoulin, and Aaron Courville. Improved Training of Wasserstein GANs, December 2017. arXiv:1704.00028 [cs, stat].
- [5] Han Zhang, Ian Goodfellow, Dimitris Metaxas, and Augustus Odena. Self-Attention Generative Adversarial Networks. In *Proceedings of the 36th International Conference on Machine Learning*, pages 7354–7363. PMLR, May 2019. ISSN: 2640-3498.
- [6] Andrew Brock, Jeff Donahue, and Karen Simonyan. Large Scale GAN Training for High Fidelity Natural Image Synthesis, February 2019. arXiv:1809.11096 [cs, stat].
- [7] Tero Karras, Samuli Laine, and Timo Aila. A Style-Based Generator Architecture for Generative Adversarial Networks, March 2019. arXiv:1812.04948 [cs, stat].
- [8] Martin Heusel, Hubert Ramsauer, Thomas Unterthiner, Bernhard Nessler, and Sepp Hochreiter. GANs Trained by a Two Time-Scale Update Rule Converge to a Local Nash Equilibrium, January 2018. arXiv:1706.08500 [cs, stat].
- [9] Yaxing Wang, Chenshen Wu, Luis Herranz, Joost van de Weijer, Abel Gonzalez-Garcia, and Bogdan Raducanu. Transferring GANs: generating images from limited data, October 2018. arXiv:1805.01677 [cs].
- [10] Yaxing Wang, Abel Gonzalez-Garcia, David Berga, Luis Herranz, Fahad Shahbaz Khan, and Joost van de Weijer. MineGAN: effective knowledge transfer from GANs to target domains with few images, April 2020. arXiv:1912.05270 [cs].
- [11] Zhengli Zhao, Sameer Singh, Honglak Lee, Zizhao Zhang, Augustus Odena, and Han Zhang. Improved Consistency Regularization for GANs, December 2020. arXiv:2002.04724 [cs, stat].
- [12] Tero Karras, Miika Aittala, Janne Hellsten, Samuli Laine, Jaakko Lehtinen, and Timo Aila. Training Generative Adversarial Networks with Limited Data, October 2020. arXiv:2006.06676 [cs, stat].
- [13] Hung-Yu Tseng, Lu Jiang, Ce Liu, Ming-Hsuan Yang, and Weilong Yang. Regularizing Generative Adversarial Networks under Limited Data, April 2021. arXiv:2104.03310 [cs].
- [14] Ziwei Liu, Ping Luo, Xiaogang Wang, and Xiaoou Tang. Deep learning face attributes in the wild. In *Proceedings of International Conference on Computer Vision (ICCV)*, December 2015.
- [15] Maximilian Seitzer. pytorch-fid: FID Score for PyTorch. <https://github.com/mseitzer/pytorch-fid>, August 2020. Version 0.2.1.
- [16] Aladdin Persson. machine-learning-collection: A resource for learning about machine learning and deep learning. <https://github.com/aladdinpersson/Machine-Learning-Collection>, 2021.
- [17] Inkawhich Nathan. Dcgan tutorial. https://pytorch.org/tutorials/beginner/dcgan_faces_tutorial.html, 2022.

Latent space is Feature space

A Implementation details

A.1 Network Detail

DCGAN in this paper follow the structure and hyperparameter in [2], and also instructions from [16, 17]. Network detail is in Table 2

Weights for convolutional layers are initialized to mean 0 and standard deviation 0.02. Weights for batch normalization are initialized to mean 1 and standard deviation 0.02.

D_C	D_F	G
Conv 4x4 (3, 64) LeakyReLU 0.2		TransConv 4x4 BatchNorm ReLU
Conv 4x4 (64, 128) BatchNorm LeakyReLU 0.2		TransConv 4x4 BatchNorm ReLU
Conv 4x4 (128, 256) BatchNorm LeakyReLU 0.2		TransConv 4x4 BatchNorm ReLU
Conv 4x4 (256, 512) BatchNorm LeakyReLU 0.2		TransConv 4x4 BatchNorm ReLU
Conv 4x4 (512, 1) Sigmoid	Conv4x4 (512, 100) Tanh	TransConv 4x4 Tanh

Table 2: Network Detail

A.2 Loss Function

Loss functions for networks are need to be minimize. As a result, the loss function for G is just $R_G = \mathbb{E}[f_{i+} \cdot f_{i-}]/2$, while for D , currently a naive one is used shown below as $100 - R_G$. 100 is the maximum possible value for R_G when all elements in feature vector are 1.

Better loss function and interpretation of LFM might exist with entropy or in other form. Other loss functions are not tested.

Code in PyTorch is shown below.

```
class FeatureLoss(nn.Module):
    def __init__(self):
        super(FeatureLoss, self).__init__()

    def forward(self, x, isDisc):
        dot_product = 0
        hb = int(len(x) / 2)
        for i in range(hb):
            dot_product += torch.dot(x[i].view(-1), x[i+hb].view(-1))
        loss_base = torch.abs(dot_product / hb / 2)

        if isDisc:
            return 100 - loss_base
        else:
            return loss_base
```

Latent space is Feature space

B Experiments on LFM loss on G only

Structure of LFM loss on G only is shown below.

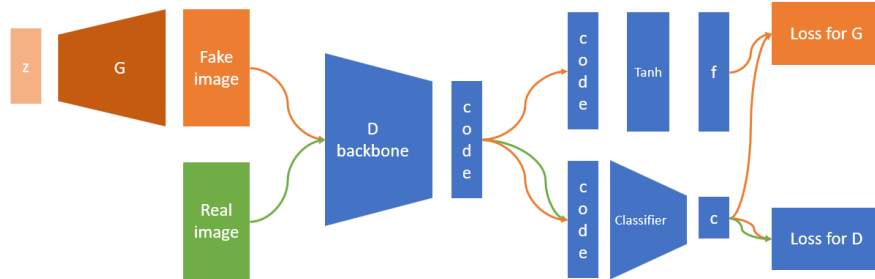


Figure 5: Structure of LFM loss on G only

The experiment is run on dataset with 1012 images, and show almost the same FID curve with original DCGAN, result graph showing in Figure 6.

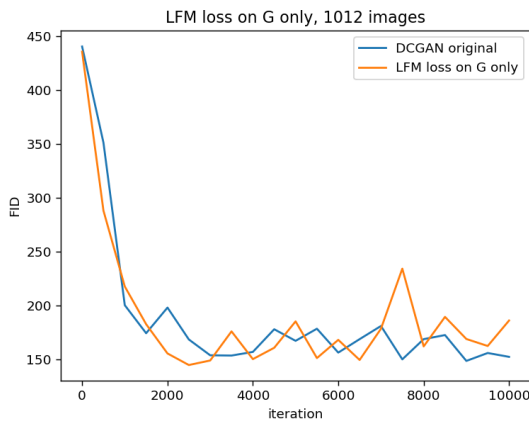


Figure 6: Comparing DCGAN and LFM loss on G only. This strategy might have little improvement at the beginning stage before mode collapsing, but have similar min FID and do not show any promise to keep on training.

C Experiments on a special latent noise setting

The algorithm is the same as algorithm 1 only $n2[z_{dim} - 1] \leq 1$ without abs, leaving about 23% of the noise out of absolute value of 1 in the last element, which turned out to have better outcome in small datasets, even without LFM.

I have trained DCGAN with the noise on 512 and 1012 images, which turns out also improve the FID score (158 to 162, 148 to 133 respectively). However, with larger dataset, such technique will limit the FID, reaching minimum FID 122 even with the full 202k dataset. Also, the image behavior became different with using such noise, showing in Figure 8.

As a result, such technique do not have high usability.

D Result Pictures

Comparison of images with min FID is shown in Figure 9, Figure 10, Figure 11, Figure 12, and Figure 13.

Latent space is Feature space

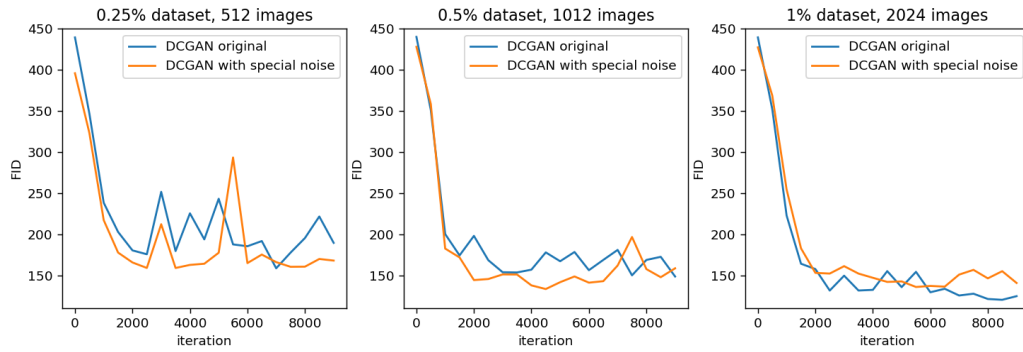


Figure 7: Comparing DCGAN trained on special noise. There is some improvement but the image behavior is different.




Figure 8: Result training DCGAN with spacial noise on dataset 2024 images. The contrast became extreme and there are blocks of pure white and black region appearing.




Figure 9: Dataset with 512 images. Left: LFM, min FID 152, Right: DCGAN, min FID 158. It is clear that DCGAN have severe mode collapse, even memorizing the pictures, while LFM can keep the diversity.

Latent space is Feature space




Figure 10: Dataset with 1012 images. Left: LFM, min FID 125, Right: DCGAN, min FID 148.




Figure 11: Dataset with 2024 images. Left: LFM, min FID 108, Right: DCGAN, min FID 119. LFM also suffer from a certain mode collapse as DCGAN, while most of the images keep diversity.



Figure 12: Dataset with 20k images. Left: LFM, min FID 86, Right: DCGAN, min FID 85.




Figure 13: MetFace. Left: LFM, min FID 119, Right: DCGAN, min FID 138.