

Code4ML: a Large-scale Dataset of annotated Machine Learning Code

Anastasia Drozdova¹, Polina Guseva¹, Ekaterina Trofimova¹, Anna Scherbakova¹, and Andrey Ustyuzhanin¹

¹Department of Computer Science, NRU Higher School of Economics, Moscow, Pokrovsky Bulvar, 11 ,

Corresponding author:
Ekaterina Trofimova¹

Email address: etrofimova@hse.ru

ABSTRACT

Program code as a data source is gaining popularity in the data science community. Possible applications for models trained on such assets range from classification for data dimensionality reduction to automatic code generation. However, without annotation number of methods that could be applied is somewhat limited. To address the lack of annotated datasets, we present the Code4ML corpus. It contains code snippets, task summaries, competitions and dataset descriptions publicly available from Kaggle – the leading platform for hosting data science competitions. The corpus consists of ≈ 2.5 million snippets of ML code collected from ≈ 100 thousand Jupyter notebooks. A representative fraction of the snippets is annotated by human assessors through a user-friendly interface specially designed for that purpose. Code4ML dataset can potentially help address a number of software engineering or data science challenges through a data-driven approach. For example, it can be helpful for semantic code classification, code auto-completion, and code generation for an ML task specified in natural language.

INTRODUCTION

In recent years, more and more tools for software development started using machine learning (ML) (Allamanis et al. (2018); Yang et al. (2021)). ML systems are capable of analyzing (Alsolai and Roper (2020); Bilgin et al. (2020)), manipulating (Goues et al. (2019); Liu et al. (2020)), and synthesizing (Svyatkovskiy et al. (2020); Austin et al. (2021)) code. However, even the most successful deep-learning models of the last few years (Roziere et al. (2020); Chen et al. (2021)) require training on vast amounts of data before they can obtain good results.

There is a multitude of code datasets (Iyer et al. (2018); Puri et al. (2021)). Still, most of them are not domain-specific, which poses a challenge during the development of tools for specialized areas of software engineering because of domain shift (Gretton et al. (2006)). Moreover, generic datasets can lack examples, making it hard for the model to pick up on domain-specific patterns.

ML is one of the most popular software development areas without a domain-specific code corpus. The lack of such a dataset hinders the development of data science tools. In this paper, we introduce a Large-scale Dataset of Machine Learning Code (Code4ML) dataset, a corpus of Python code snippets, competition summaries, and data descriptions from Kaggle.

Our key contributions are the following:

- We present a large dataset of about 2.5 million Python code snippets from public Kaggle notebooks. Those snippets are enriched with metadata.
- We propose a novel technique for ML code annotation based on a Machine Learning Taxonomy Tree that reflects the main steps of the ML pipeline. In addition, we provide an annotation tool that can help continue further markup of the dataset.

The rest of this paper is organized as follows. Section 2 contains an overview of prior art datasets. Section 3 includes a description of our dataset collection/annotation process. Details of human and

machine-oriented reading of the dataset are described in section 4. Section 5 describes potential applications and research directions that the community can perform with the presented dataset. Section 6 concludes the paper.

RELATED WORK

Several publicly available datasets for source code have been proposed for various code intelligence tasks. Some datasets, like CodeNet (Puri et al. (2021)) and POLYCODER’s dataset (Xu et al. (2022)), contain snippets from different programming languages. Others consist of code from one specific language: PY150 (Raychev et al. (2016)) for Python, CONCODE (Iyer et al. (2018)) for Java, Spider (Yu et al. (2018)) for SQL, etc. The source code is collected from GitHub (CodeSearchNet Husain et al. (2019)) and Stack Overflow (CoNaLa Yin et al. (2018)), and from other platforms as well, such as Kaggle (Quaranta et al. (2021)). In Lu et al. (2021) CodeXGLUE is proposed, a machine learning benchmark dataset that contains 14 datasets of different sizes and in multiple programming languages.

Table 1 gives an overview of several datasets for Python since our corpus is also for Python. As we aim to study ML code, we focus on ML-related datasets. In Agashe et al. (2019), the authors provide the set of manually created high-quality Jupyter notebooks representing the programming assignments for classes. The notebooks consist of alternating NL markdown and code cells. The code is assumed to match the provided markdown description. The motivation of the JuICe dataset lies in the generation of the code snippet by the natural description of the Jupyter notebook cell using the prior information from the notebook. Boa (Biswas et al. (2019)) dataset represents a pool of data-science-related python files and the meta-information about the corresponding GitHub projects. In Quaranta et al. (2021) the authors present a KGTorrent dataset. It includes a full snapshot of publicly available artifacts of Kaggle, including Jupyter notebooks, dataset descriptions, and forum discussions.

Dataset name	Dataset size	Human-curated annotated data size	Data source	Natural description of the general task the code is written for
JuICe Agashe et al. (2019)	$\approx 1.5M$ code snippets	$\approx 4K$ code snippets	GitHub	-
Boa Biswas et al. (2019)	$\approx 5M$ Python files	-	GitHub	-
KGTorrent Quaranta et al. (2021)	$\approx 250K$ Jupyter notebook files	-	Kaggle	-
Code4ML(ours)	$\approx 2.5M$ code snippets	$\approx 8K$ unique code snippets	Kaggle	✓

Table 1. Overview of some of the existing ML-related datasets for Python.

Our work focuses on the Kaggle kernels (Jupyter Notebooks) as the sequential computational code cells designed to solve machine learning problems. We aim to reduce the dimension of the learning space by introducing a taxonomy tree once it is used as an annotation mark to notebook code cells. This annotation can be compared with the markdown describing the task of the code cell in JuICe dataset (see Figures 1 and 2). However, unlike a markdown, our approach in the form of a taxonomy type is uniquely defined across all the snippets. We provide a set of $\approx 8K$ human-curated annotated unique code snippets and a tool for the snippets’ manual classification. Like KGTorrent, our corpus also contains information about Kaggle notebooks, corresponding datasets and competitions, and the competitions’ natural descriptions. Thus, the whole ML pipeline, i.e., the sequence of the taxonomy tree vertices, is described by the human assessors.

NL: Load features and labels in a dataframe.

```
import pandas as pd
X = pd.read_json('features.json')
y = pd.read_json('labels.json')
```

NL: Split the data into train and test.

```
from sklearn.model_selection import train_test_split
X_train, X_test, y_train, y_test = train_test_split(X, y)
```

NL: Create and train the model.

```
from sklearn.tree import DecisionTreeClassifier
dtree = DecisionTreeClassifier()
dtree.fit(X_train, y_train)
```

Taxonomy type: Data_extraction.load_from_disk

```
X = pd.read_json('features.json')
y = pd.read_json('labels.json')
```

Taxonomy type: Data_transform.prepare_x_and_y

```
X_train, X_test, y_train, y_test = train_test_split(X, y)
```

Taxonomy type: Model_train.choose_model_class

```
dtree = DecisionTreeClassifier()
```

Taxonomy type: Model_train.train_model

```
dtree.fit(X_train, y_train)
```

Figure 1. JuICE code snippets with the corresponding natural language description examples. Source: Agashe et al. (2019).

Figure 2. Code4ML code snippets with the corresponding taxonomy types examples.

CONSTRUCTION OF CODE4ML

Collection and preprocessing of the dataset

Kaggle is the most prominent platform for competitive data science. It curates the creation of data challenges and encourages users to publish their solutions in Jupyter Notebook kernels. A kernel is a sequence of code snippets and description blocks in a natural language. The code from the kernels is a good source of ML code since the users have to build their machine learning pipelines from scratch.

Kaggle provides an API for accessing the published kernels and competitions and an open dataset containing various metadata. Using the API, we collect the most popular kernels from the most popular competitions (i.e. with the highest number of teams). We only consider kernels that use Python3 and have Apache 2.0 license.

The collected kernels are further processed by the parser for code blocks and corresponding kernel id extraction. Each code cell of the Jupyter notebook is considered a code snippet. We clean it up to ensure the collected code uniformity by removing broken Unicode characters and formatting the code to conform to the PEP8 standard. Also, personal information such as emails is not included in the snippets.

Notebooks on Kaggle have many useful metrics. Users vote for notebooks with high-quality code. Another important notebook metric is the kernel result on the test set (Kaggle score).

This metadata, as well as a number of kernel comments, are collected from Meta Kaggle. ¹

Taxonomy tree

Transformation of the Python code into conceptual pipelines describing the steps for performing ML experiments significantly reduces the amount of data required to train an ML model to analyse or generate the sequence. Almost any Jupyter Notebook can be translated into such a pipeline of repeating typical patterns.

To describe code blocks from an notebook, we have developed a set of categories and combined it in a Taxonomy Tree. The tree has two levels: the upper level denotes a high-level category of an ML pipeline step. Each descendent vertex corresponds to a more specific action. The second-level vertices are called *semantic types*. So, for example, semantic type `missing values in Visualisation` category represents an action of displaying missing values properties, such as quantities vs features. In contrast, `correct missing values in Data Transform` represents an action of filling it with a default value or removing the rows with missing values completely. There are 11 upper-level categories and ≈ 80 lower-level classes. Figure 3 illustrates the graph. Appendix A shows examples of code snippets corresponding to different graph vertices.

Creating the ML Taxonomy Tree relies on data science standards such as CRISP-DM Shearer (2000) and ISOTR24029 ISO/IEC TR 24029-1:2021 (2021), the experts' experience in machine learning and data science.



Figure 3. Machine Learning Taxonomy Tree.

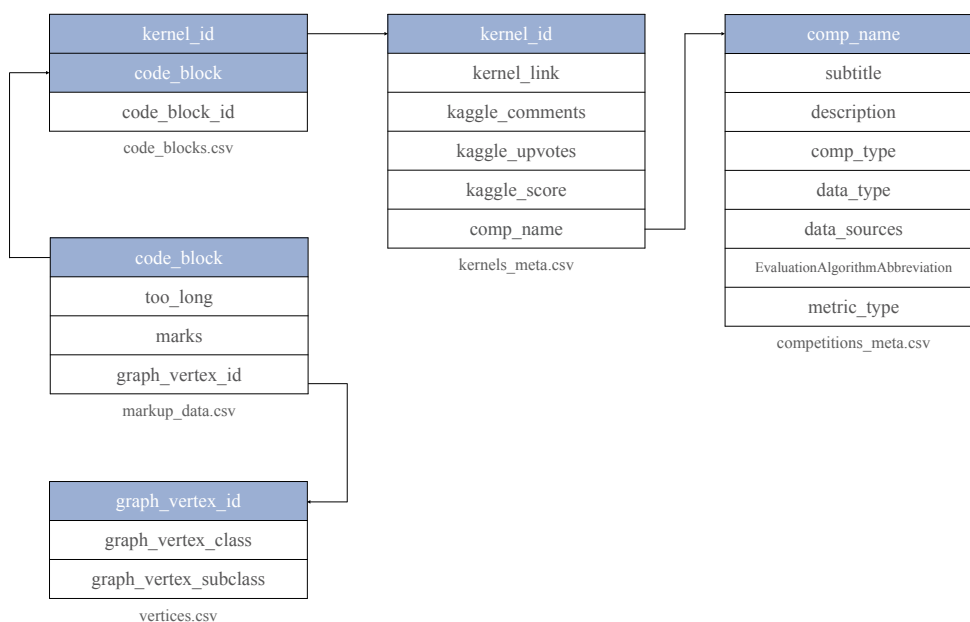


Figure 4. Code4ML corpus structure. Each table is stored in a separate file with a unique key. It is highlighted on the figure and used to reference its entries outside.

CODE4ML DATASET STRUCTURE

The data is organized as a set of tables in CSV format. It includes several central entities: raw code blocks collected from Kaggle (`code_blocks.csv`), kernels (`kernels_meta.csv`) and competitions meta

¹Kaggle's public data on competitions, users, submission scores, and kernels (meta-kaggle)

information (`competitions_meta.csv`). Annotated code blocks are presented in a separate table `markup_data.csv`. Each code block is associated with a semantic type assigned to it by an external assessor. A Dictionary of semantic types is stored in the table `vertices.csv`.

Code snippets information (`code_blocks.csv`) can be mapped with kernels metadata via `kernel_id`. Kernels metadata is linked to Kaggle competitions information through `comp_name` (figure 4). To ensure the quality of the data `kernels_meta.csv` includes only Jupyter Notebooks with an non-empty Kaggle score. The data is published online at Zenodo platform (authors (2022)).

Each *competition* entry has the text description and metadata, reflecting competition, dataset characteristics, and evaluation metrics. `EvaluationAlgorithmAbbreviation` is collected from Meta Kaggle and provides additional informatoin on competitions and notebooks. `EvaluationAlgorithmAbbreviation` has 92 unique values, which make it difficult to filter the kernels by scores concerning the metric. To tackle it, we group `EvaluationAlgorithmAbbreviation` into 20 classes reflected in the `metric_type` column. Figure 5 shows the distribution of the `metric_type`. The description of each class is provided in appendix B.

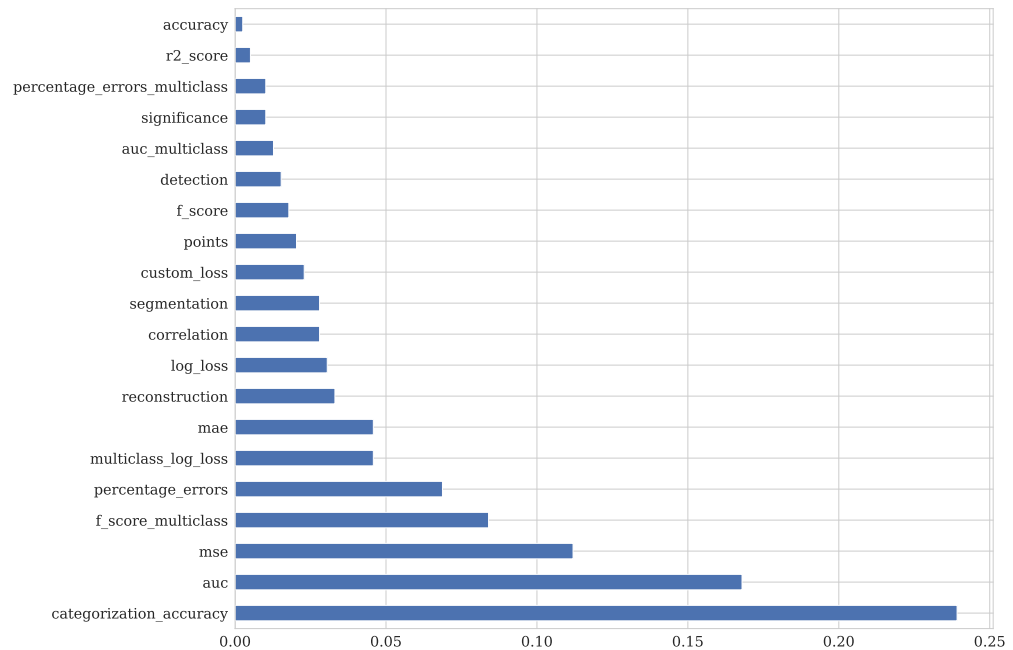


Figure 5. Distribution of the competition’s metric type.

The dataset for the corresponding competitions can be downloaded using Kaggle API: `kaggle competitions download -c data_source`, where `data_source` is the name of the dataset at Kaggle.

The *code_blocks* entry includes the code snippet, the corresponding kernel id and code block id, which is the index number of the snippet in the Jupyter Notebook.

The corpus contains 107 524 notebooks. Almost a quarter of those (23 104) are assigned to competitions. Thus, 625 125 snippets belonging to those notebooks have a kernel score value.

We use a web form for manual sorting of code snippets into semantic classes described in Section .² The form allows marking code snippets according to their semantic type described in Section as well as cleanliness and the kind of data (i.e., table, image, etc.) To specify the markup confidence level in the resulting class, one should choose the corresponding value of marks (from 1 to 5). The *too_long* flag denotes the purity of the snippet to be marked up. The flag should be set if the cell code can not be unambiguously attributed to a single semantic type, i.e., it contains many different semantic types. One can find the detailed markup rules in the appendix C. `markup_data.csv` includes data labelled by the Code4ML project team. The interface of the web form is shown in the appendix D. All assessors must

²Additional labelled data is always welcome. You can participate at <https://nl2ml-form.coresearch.club/>. Please, take into attention that the registration of assessor needs to be approved by the Code4ML team members.

follow the markup rules.

The *markup* table contains the following fields: the id of the parent notebook, code snippet text, the boolean *too_long* flag, the assessment confidence score in the range from 1 to 5 (best), and the id of the snippet class chosen by the assessor.

In total, assessors marked around 10000 snippets (some snippets are similar across notebooks, after that, there are ≈ 8000 unique snippets). $\approx 68\%$ of marked snippets got the highest confidence score (i.e., 5), while $\approx 18\%$ and $\approx 11\%$ got the confidence score equal to 4 and 3, correspondingly.

In order to annotate the rest of the corpus, we provide the general assessment of the automatic code snippets labelling.

We use the manually labelled code snippets for training the basic models. The class distribution of the snippets can be found in the appendix E. We report two metrics: accuracy and F1-score.

Since the code block is a sequence of symbols, an encoding is required. We used frequency-inverse document frequency (Papineni (2001)) as a vectorizer.

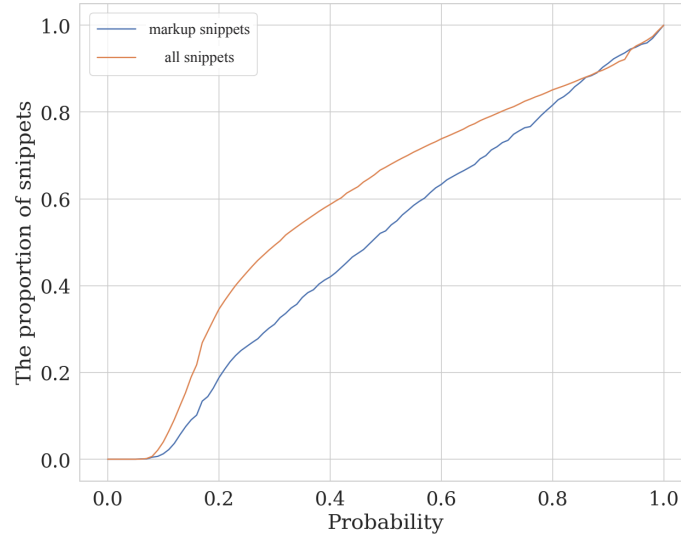


Figure 6. The valuation of the similarity of assessed and unassessed snippets. The plot lines show the cumulative distribution function (CDF) for the labelled (markup) and full (all snippets) samples depending on semantic class predicted probability.

We use a support vector machines (SVM) (Boser et al. (1992)) based models for snippets classification. This method does not require much data for training, so this approach is used as a reference ML method. We apply SVM with different kernels: linear, polynomial and Radial Basis Function (RBF). The hyperparameters are selected based on cross-validation metrics on ten folds. The multiclass case is handled using a one-vs-all scheme (Chang and Lin (2011)). Details of the model training are available in the Appendix F.

Figure 6 illustrates the level of similarity between the manually assessed sample and the whole data. This plot shows the cumulative distribution function for the labelled and the full samples. The horizontal axis shows the prediction of a calibrated SVM classifier with a linear kernel, trained on 80% of the labelled data. The probability ratio of the classes predicted by the model that does not exceed the specified threshold is then compared for the test part of the markup data (orange line) and the entire `code_blocks.csv` table (blue line). Although the data in the whole dataset is not identical to the labelled data, one can see the closeness of the two lines, which allows us to conclude that the labelled sample is moderately representative.

The semi-supervised models (Xie et al. (2020)) for the snippets classification are applied to deal with the lack of manually labelled data.

First, linear kernel-based SVM model is trained on the marked-up dataset. We collect the prediction of the trained model on the unlabelled part of the data. The predictions are further used as pseudo labels in

combination with marked-up data to train a different SVM model with the RBF kernel.

Model	Metrics	
	F1-score	Accuracy
SVM + Linear	0.684 ± 0.024	0.691 ± 0.022
SVM + Poly	0.619 ± 0.021	0.625 ± 0.019
SVM + RBF	0.689 ± 0.022	0.625 ± 0.019
SVM with 20 % of pseudo labels	0.831 ± 0.014	0.834 ± 0.014
SVM with 40 % of pseudo labels	0.845 ± 0.016	0.851 ± 0.014
SVM with 100 % of pseudo labels	0.872 ± 0.004	0.872 ± 0.004

Table 2. 10-folds cross-validation performance of the baseline models for automatic data labeling.

DOWNSTREAM TASKS

The proposed corpus of the publicly available Kaggle code snippets, task summaries, competitions and dataset descriptions publicly enriched with annotation and useful metadata is a valuable asset for various data-driven scientific endeavors.

As shown above, Code4ML can be used for a semantic code classification task, where each ML code snippet should be labelled as one of the taxonomy tree classes illustrated by the Figure 3. This task helps summarize ML pipelines. For example, such a summary can serve as additional information or control input for the code generation model. One can use the proposed baseline models as a starting point for the semantic ML code classification.

Code4ML also covers a lack of annotated data for ML code auto-completion and synthesis problems. Code completion is the most popular software development technique (Murphy et al. (2006)) and hence is found in every major IDE. It can be used as a typing assistant tool for discovering relevant libraries and APIs.

Nevertheless, most existing code completion systems fail on uncommon completions despite their importance for real-world efficacy (Hellendoorn et al. (2019)). Training a code completion model on domain-specific data can help determine the too rare patterns in generic code datasets and improve real-world accuracy.

Manually creating well-performing models requires significant time and computational resources, so automated machine learning (AutoML) serves to reduce the costs (He et al. (2021)). The task is usually tricky, and the state-of-the-art works in the field are focused on technical feature engineering and selection (Tunguz (2020)). Creating problem-specific solutions from natural language specifications is still largely unexplored. For example, such specifications might contain domain-specific hints that the user would like to include in the pipeline/code. Still, the expression of such tricks in Python could be prohibitively expensive.

One of the problems in the AutoML field is the lack of relevant data for code synthesis. Training a generative model on a large-scale corpus of ML code like Code4ML can advance state-of-the-art automatic machine learning forward.

CONCLUSION

This paper describes a novel Large-scale Dataset of annotated Machine Learning Code (Code4ML) containing ML code snippets in Python and corresponding ML tasks metadata.

The dataset contains problem descriptions from ≈ 400 Kaggle competitions in natural language. It also includes more than 20 thousand public Python 3 notebooks representing machine learning pipelines for solving those competitions with the provided Kaggle score. Those notebooks comprise around ≈ 600 thousand code cells. We propose a taxonomy graph to describe the code snippets as principal parts of the ML pipeline.

The current version of the dataset does not cover the full scope of Kaggle ML code snippets and it can be easily extended in the future.

Around ten thousand snippets have been manually labelled to the date. We developed a data markup web application that can help volunteers contribute to the extension of the markup dataset and eventually cover it entirely. Consequently, we warmly welcome any efforts from the community in this direction.

We are confident that the Code4ML dataset can be helpful for various vital modern ML challenges, such as code classification, segmentation, generation, and auto-completion. Hopefully, it can also open up new venues for AutoML research.

ACKNOWLEDGEMENT

We want to acknowledge the considerable time and efforts spent annotating the Code4ML corpus by ([Names will be added upon review completion]).

A CODE SNIPPETS

Semantic class	Example
Data.Transform.drop_column	<pre>train_df.drop("Date", inplace=True, axis=1) test_df.drop("Date", inplace=True, axis=1)</pre>
Model.Train.choose_model_class	<pre>from sklearn import linear_model reg_CC = linear_model.Lasso(alpha=0.1) reg_Fat = linear_model.Lasso(alpha=0.1)</pre>
Hyperparams.define_search_space	<pre>parameters = {'lstm_nodes': [14,16,20], 'nb_epoch': [50], 'batch_size': [32], 'optimizer': ['adam']}</pre>
Visualization.distribution	<pre>fig = plt.figure() fig.suptitle("Algorithm_Comparison") ax = fig.add_subplot(111) plt.boxplot(results) ax.set_xticklabels(names) plt.show()</pre>
Data.Transform.normalization	<pre>scaler = MinMaxScaler() df['revenue'] = scaler.fit_transform(df[['revenue']])</pre>
Model.Train.train_model	<pre>rfr = RandomForestRegressor(n_estimators=200, max_depth=5, max_features=0.5, random_state=449, n_jobs=-1) rfr.fit(x_train, y_train)</pre>

Table 3. Examples of code snippets from Code4ML dataset

B METRIC TYPE FEATURE CLASSES

Class name	Description	Aim
accuracy	the share of the correct answers	maximisation
r2_score	coefficient of determination	maximisation
percentage_errors_multiclass	multiclass classification percentage error	minimisation
significance	custom metrics reflecting the predictions certainty	maximisation
auc_multiclass	generalization of ROCAUC to a multiclass classification	maximisation
detection	object detection metrics	maximisation
f_score	F_β -score metrics	maximisation
points	reinforcement learning metrics	maximisation
custom_loss	custom loss metrics	minimisation
segmentation	objects segmentation metrics	maximisation
correlation	correlation metrics	maximisation
log_loss	logarithmic loss	minimisation
reconstruction	reconstruction metrics	maximisation
mae	mean average error metrics, e.g. WMAE	minimisation
multiclass_log_loss	logarithmic loss generalisation to multiclass classification	minimisation
percentage_errors	percentage error metrics, e.g. RMSLE, mape	minimisation
f_score_multiclass	generalisation of f_score to multiclass classification problems	maximisation
mse	mean squared error metrics, e.g. mse, RMSE	minimisation
auc	ROCAUC	maximisation
categorization_accuracy	generalisation of accuracy to multiclass classification problems	maximisation

Table 4. Description of the `metric_type` classes

C MARKUP RULES

While marking up the data using the web form, one should take into account the following suggestions:

- If code from only one semantic type is found in the snippet, *mark* 5 is to be set;
- If the cell code can not be unambiguously interpreted, the *too_long* flag should be set up;
- If the *too_long* flag is set, the maximum possible *mark* is equal to 4 (thus, the *too_long* flag and confidence 5 can not be set at the same time);
- If the snippet contains most of the code of one semantic type, but there is code of other types, then the type to which the most of the code belongs should be set with *mark* equal to 4;
- If the snippet shares the same amount of code of different semantic types, the type that comes first with *mark* equal to 3 should be set;
- If a sequence of operations for which semantic types are defined is applied to the data (e.g., sequence of *concatenate* and *groupby* methods) in one row of code, then the semantic type of such a snippet will be the type of the last applied operation.

D INTERFACE OF THE WEB FORM

kaggle_id: 27968, code_block_id: 625
[/gustavodemari/homesite-home-insurance](#)

```
# Loading libraries
import pandas as pd
import numpy as np
import xgboost as xgb
```

type of data
None

semantic class (upper level)
Environment

semantic class (lower level)
import_modules

is too long?
No

cleanness
5

back

next

skip

Figure 7. The interface of the web form. On the left there is an example of code snippet as well as the link to the original Kaggle kernel. On the right there are fields for manual labeling. Due to a large amount of options, the selection of semantic class is split into two parts.

E DISTRIBUTION OF THE MANUALLY LABELLED DATA

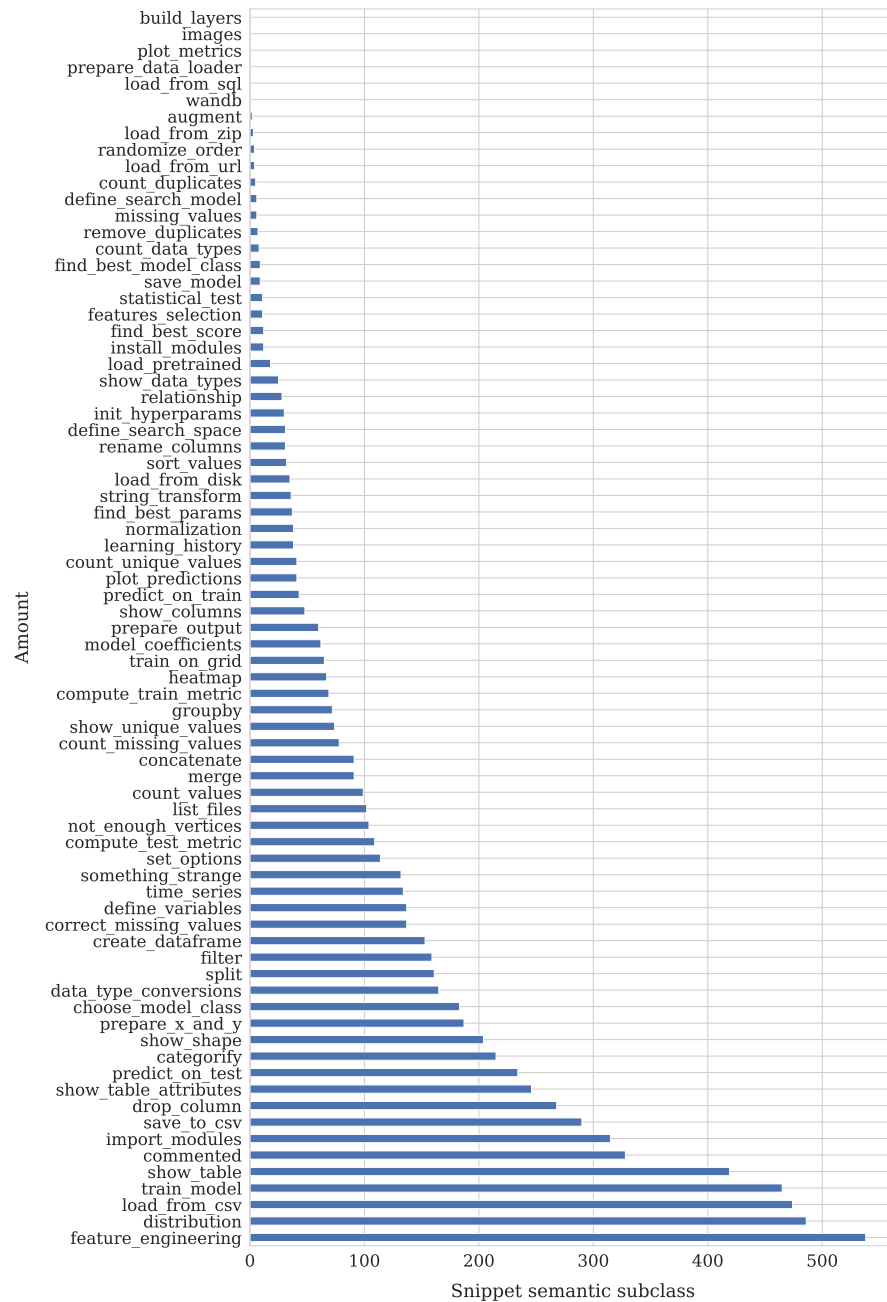


Figure 8. The dominated data type of the corresponding to the markup snippets competitions datasets is tabular. That leads to the imbalance in the semantic class distribution.

F HYPERPARAMETERS FOR AUTOMATIC LABELLING

Model	Hyperparameter	Type	Value
SVM + Linear	C	numeric	37.17
	min_df for TF-IDF	integer	2
	max_df for TF-IDF	numeric	0.31
SVM + Poly	C	numeric	1.43
	Degree of poly kernel	integer	3
	min_df for TF-IDF	integer	6
	max_df for TF-IDF	numeric	0.30
SVM + RBF	C	numeric	8.71
	min_df for TF-IDF	integer	7
	max_df for TF-IDF	numeric	0.39
Pseudo labels 20%	C	numeric	98.37
	Kernel type	categorical	linear
	min_df for TF-IDF	integer	3
	max_df for TF-IDF	numeric	0.53
Pseudo labels 40%	C	numeric	121.59
	Kernel type	categorical	linear
	min_df for TF-IDF	integer	3
	max_df for TF-IDF	numeric	0.41
Pseudo labels 100%	C	numeric	145.56
	Kernel type	categorical	linear
	min_df for TF-IDF	integer	2
	max_df for TF-IDF	numeric	0.26

Table 5. Classification models hyperparameters. The hyperparameters for SVM models are selected by cross-validation on ten folds using Optuna Akiba et al. (2019). The kernel can be Linear, Poly or RBF. The regularization parameter C is selected from [0.1, 1000].

REFERENCES

- Agashe, R., Iyer, S., and Zettlemoyer, L. (2019). Juice: A large scale distantly supervised dataset for open domain context-based code generation. *arXiv preprint arXiv:1910.02216*.
- Akiba, T., Sano, S., Yanase, T., Ohta, T., and Koyama, M. (2019). Optuna: A next-generation hyperparameter optimization framework. In *Proceedings of the 25rd ACM SIGKDD International Conference on Knowledge Discovery and Data Mining*.
- Allamanis, M., Barr, E. T., Devanbu, P., and Sutton, C. (2018). A survey of machine learning for big code and naturalness. *ACM Computing Surveys (CSUR)*, 51(4):1–37.
- Alsolai, H. and Roper, M. (2020). A systematic literature review of machine learning techniques for software maintainability prediction. *Information and Software Technology*, 119:106214.
- Austin, J., Odena, A., Nye, M., Bosma, M., Michalewski, H., Dohan, D., Jiang, E., Cai, C., Terry, M., Le, Q., et al. (2021). Program synthesis with large language models. *arXiv preprint arXiv:2108.07732*.
- authors, A. (2022). Code4ML: a Large-scale Dataset of annotated Machine Learning Code.
- Bilgin, Z., Ersoy, M. A., Soykan, E. U., Tomur, E., Çomak, P., and Karaçay, L. (2020). Vulnerability prediction from source code using machine learning. *IEEE Access*, 8:150672–150684.
- Biswas, S., Islam, M. J., Huang, Y., and Rajan, H. (2019). Boa meets python: A boa dataset of data science software in python language. In *2019 IEEE/ACM 16th International Conference on Mining Software Repositories (MSR)*, pages 577–581. IEEE.
- Boser, B. E., Guyon, I. M., and Vapnik, V. N. (1992). A training algorithm for optimal margin classifiers. In *Proceedings of the 5th Annual ACM Workshop on Computational Learning Theory*, pages 144–152.
- Chang, C.-C. and Lin, C.-J. (2011). Libsvm: a library for support vector machines. *ACM transactions on intelligent systems and technology (TIST)*, 2(3):1–27.

- Chen, M., Tworek, J., Jun, H., Yuan, Q., Pinto, H. P. d. O., Kaplan, J., Edwards, H., Burda, Y., Joseph, N., Brockman, G., et al. (2021). Evaluating large language models trained on code. *arXiv preprint arXiv:2107.03374*.
- Goues, C. L., Pradel, M., and Roychoudhury, A. (2019). Automated program repair. *Communications of the ACM*, 62(12):56–65.
- Gretton, A., Borgwardt, K., Rasch, M., Schölkopf, B., and Smola, A. (2006). A kernel method for the two-sample-problem. *Advances in neural information processing systems*, 19:513–520.
- He, X., Zhao, K., and Chu, X. (2021). Automl: A survey of the state-of-the-art. *Knowledge-Based Systems*, 212:106622.
- Hellendoorn, V. J., Proksch, S., Gall, H. C., and Bacchelli, A. (2019). When code completion fails: A case study on real-world completions. In *2019 IEEE/ACM 41st International Conference on Software Engineering (ICSE)*, pages 960–970. IEEE.
- Husain, H., Wu, H.-H., Gazit, T., Allamanis, M., and Brockschmidt, M. (2019). Codesearchnet challenge: Evaluating the state of semantic code search. *arXiv preprint arXiv:1909.09436*.
- ISO/IEC TR 24029-1:2021 (2021). Artificial Intelligence (AI) — Assessment of the robustness of neural networks — Part 1: Overview. Standard, International Organization for Standardization, Geneva, CH.
- Iyer, S., Konstas, I., Cheung, A., and Zettlemoyer, L. (2018). Mapping language to code in programmatic context. *Proceedings of the 2018 Conference on Empirical Methods in Natural Language Processing*, pages 1643–1652.
- Liu, F., Li, G., Wei, B., Xia, X., Fu, Z., and Jin, Z. (2020). A self-attentional neural architecture for code completion with multi-task learning. In *Proceedings of the 28th International Conference on Program Comprehension*, pages 37–47.
- Lu, S., Guo, D., Ren, S., Huang, J., Svyatkovskiy, A., Blanco, A., Clement, C., Drain, D., Jiang, D., Tang, D., et al. (2021). Codexglue: A machine learning benchmark dataset for code understanding and generation. *arXiv preprint arXiv:2102.04664*.
- Murphy, G. C., Kersten, M., and Findlater, L. (2006). How are Java software developers using the Eclipse IDE? *IEEE software*, 23(4):76–83.
- Papineni, K. (2001). Why inverse document frequency? In *Second Meeting of the North American Chapter of the Association for Computational Linguistics*.
- Puri, R., Kung, D. S., Janssen, G., Zhang, W., Domeniconi, G., Zolotov, V., Dolby, J., Chen, J., Choudhury, M., Decker, L., et al. (2021). Project codenet: A large-scale ai for code dataset for learning a diversity of coding tasks. *arXiv preprint arXiv:2105.12655*.
- Quaranta, L., Calefato, F., and Lanubile, F. (2021). Kgtorrent: A dataset of python jupyter notebooks from kaggle. *2021 IEEE/ACM 18th International Conference on Mining Software Repositories (MSR)*.
- Raychev, V., Bielik, P., and Vechev, M. (2016). Probabilistic model for code with decision trees. *ACM SIGPLAN Notices*, 51(10):731–747.
- Roziere, B., Lachaux, M.-A., Chanussot, L., and Lample, G. (2020). Unsupervised translation of programming languages. In *NeurIPS*.
- Shearer, C. (2000). The crisp-dm model: the new blueprint for data mining. *Journal of data warehousing*, 5(4):13–22.
- Svyatkovskiy, A., Deng, S. K., Fu, S., and Sundaresan, N. (2020). Intellicode compose: Code generation using transformer. In *Proceedings of the 28th ACM Joint Meeting on European Software Engineering Conference and Symposium on the Foundations of Software Engineering*, pages 1433–1443.
- Tunguz, B. (2020). Six levels of auto ml.
- Xie, Q., Luong, M.-T., Hovy, E., and Le, Q. V. (2020). Self-training with noisy student improves imagenet classification. In *Proceedings of the IEEE/CVF Conference on Computer Vision and Pattern Recognition*, pages 10687–10698.
- Xu, F. F., Alon, U., Neubig, G., and Hellendoorn, V. J. (2022). A systematic evaluation of large language models of code. *arXiv preprint arXiv:2202.13169*.
- Yang, Y., Xia, X., Lo, D., and Grundy, J. (2021). A survey on deep learning for software engineering. *ACM Comput. Surv.*
- Yin, P., Deng, B., Chen, E., Vasilescu, B., and Neubig, G. (2018). Learning to mine aligned code and natural language pairs from stack overflow. In *2018 IEEE/ACM 15th international conference on mining software repositories (MSR)*, pages 476–486. IEEE.
- Yu, T., Zhang, R., Yang, K., Yasunaga, M., Wang, D., Li, Z., Ma, J., Li, I., Yao, Q., Roman, S., et al.

(2018). Spider: A large-scale human-labeled dataset for complex and cross-domain semantic parsing and text-to-sql task. *Proceedings of the 2018 Conference on Empirical Methods in Natural Language Processing*, pages 3911–3921.