

MULTI-LINGUAL EVALUATION OF CODE GENERATION MODELS

Ben Athiwaratkun, Sanjay Krishna Gouda, Zijian Wang, Xiaopeng Li, Yuchen Tian, Ming Tan, Wasi Uddin Ahmad, Shiqi Wang, Qing Sun, Mingyue Shang, Sujan Kumar Gonugondla, Hantian Ding, Varun Kumar, Nathan Fulton, Arash Farahani, Siddhartha Jain, Robert Giaquinto, Haifeng Qian, Murali Krishna Ramanathan, Ramesh Nallapati, Baishakhi Ray, Parminder Bhatia, Sudipta Sengupta, Dan Roth, Bing Xiang

AWS AI Labs

{benathi, skgouda, zijwan, xiaopel, tiayuche, mingtan, wuahmad, wshiqi, qinsun, myshang, gsujan, dhantian, kuvrun, nrfulton, fararash, siddjin, rgiaq, qianhf, mkraman, rnallapa, rabaisha, parmib, sudipta, drot, bxiang}@amazon.com

ABSTRACT

We present MBXP, an execution-based code completion benchmark in 10+ programming languages. This collection of datasets is generated by our conversion framework that translates prompts and test cases from the original MBPP dataset to the corresponding data in a target language. Based on this benchmark, we are able to evaluate code generation models in a multi-lingual fashion, and in particular discover generalization ability of language models on out-of-domain languages, advantages of large multi-lingual models over mono-lingual, benefits of few-shot prompting, and zero-shot translation abilities. In addition, we use our code generation model to perform large-scale bootstrapping to obtain synthetic canonical solutions in several languages. These solutions can be used for other code-related evaluations such as insertion-based, summarization, or code translation tasks where we demonstrate results and release as part of our benchmark.¹

1 INTRODUCTION

Code completion by machine-learning models has great potential to improve developer productivity (Barke et al., 2022). This line of research has seen tremendous progress with several models recently proposed such as Codex (Chen et al., 2021), CodeGen (Nijkamp et al., 2022), PaLM (Chowdhery et al., 2022), BLOOM (Mitchell et al., 2022), and InCoder (Fried et al., 2022).

One key component for code generation research is how to evaluate such program synthesis abilities. In the literature, two primary evaluation approaches emerged, namely, the match-based and the execution-based evaluations. For both approaches, each problem contains a *prompt* which a model uses as input to generate a candidate body of code. The match-based evaluation compares the candidate code *against reference source code* using n-gram metrics such as BLEU, whereas the execution-based evaluation executes the candidate code *against test cases* and calculates success rate. The execution-based evaluation has benefits over the n-gram evaluation in that it permits solutions that are functionally correct but might not be equivalent to the reference solution in terms of the exact implementation. Since the release of datasets such as HumanEval (Chen et al., 2021) or MBPP (Austin et al., 2021), the community has been widely adopting the execution-based approach as a primary tool to evaluate program generation capabilities. However, execution-based evaluation datasets are time-consuming to create since they require test cases to check the correctness of the

¹We release the data and evaluation code at <https://github.com/amazon-research/mbxp-exec-eval>.

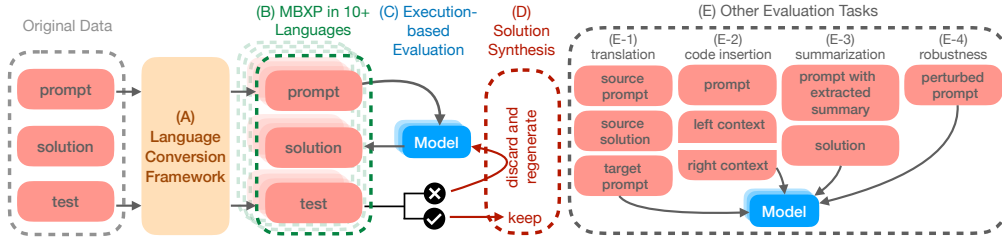


Figure 1: Contribution summary.

code’s functionality, which leads to limited availability. For instance, to date, many execution-based datasets contain only problems in Python.

Ideally, once we have an evaluation set in one programming language, we should be able to obtain a corresponding evaluation set in a different language via translation. While translating code from one language to another is typically a non-trivial task, we find that it is possible to convert existing execution-based datasets to another language by transforming only *prompts* and *test statements* (see Figure 1 part A and Figure 2). That is, we do not need to translate the provided canonical solution since it would be replaced by a candidate code for the purpose of evaluation. In addition, the function signature prompts and test cases of basic programming problems involve sufficiently simple data structures that can be analyzed to synthesize required information for new dataset construction. Without having to translate the generic function body of code to another language, the conversion process becomes possible via rule-based transformations based on static analyses.

In this work, we propose a dataset conversion framework that transforms prompts and test statements in one language to another by constructing necessary information such as the object values, types, appropriate styles of function signatures and docstring, as well as assertions for functionality testing (contribution A in Figure 1). We use this framework to convert existing evaluation datasets from one programming language to many others, allowing us to scale a typical mono-lingual evaluation to multi-lingual without requiring extensive annotation resources. We call our main benchmark MBXP, which stands for **Most Basic X**(Python/Java/Go/Ruby, etc.) **Programming Problems**, a result from conversion of the original Python dataset MBPP (Austin et al., 2021). This benchmark is a collection of execution-based evaluation sets in many languages, namely, Python, Java, JavaScript, TypeScript, Go, Ruby, Kotlin, PHP, C#, Scala, C++, Swift, and Perl, with plans for more language expansion in the future (contribution B in Figure 1). We refer to a language-specific dataset as, for instance, MBJP for Java and MBJSP for JavaScript (see Appendix R.1 for dataset names). Along with the datasets, we also release a code package to perform execution in all supported languages. Our conversion framework is flexible and allows us to obtain the multi-lingual version of many existing datasets such as HumanEval (Chen et al., 2021) and MathQA (Schubotz et al., 2019; Austin et al., 2021). We focus primarily on MBXP in the main paper and provide results for other datasets in Appendix D.

Furthermore, we perform large-scale bootstrapping to synthesize solutions in many languages to complement the MBXP benchmark (Section 2.2). Even though we do not require reference solutions for the purpose of normal execution-based evaluation, these solutions can be processed to construct other types of evaluation datasets. For instance, we can evaluate code-insertion capabilities by cutting a solution to obtain both left and right context, or evaluate code translation abilities by asking the model to translate a solution in one language to another. The result of our dataset conversion framework and the solution synthesis process is, to date, the first multi-lingual execution-based evaluation benchmark equipped with canonical solutions, which can be adapted for many code-related evaluations. In this paper, we process MBXP for multiple use cases, namely, for zero-shot translation t-MBXP, prompt robustness r-MBXP, code insertion i-MBXP, and the summarization s-MBXP. We refer to the collections of data of various evaluation types as MBXP+ and plan to release all processed datasets. We hope that these datasets can further spur research in code generation and encourage the community to repurpose it to other applicable use cases.

In this paper, the multi-lingual MBXP+ benchmark provides us opportunities to explore many facets of code generation abilities. In particular, we train models of various scales and investigate multi-lingual versus mono-lingual models, in-domain versus out-of-domain code generation, effectiveness of few-shot prompting, zero-shot translation abilities, robustness to prompt perturbation, code summarization, and code insertion (contribution C and E in Figure 1). The highlights of our findings include: **(1)** Multi-lingual models tend to have better performance than the best of mono-lingual

models trained with equivalent training resources, especially when the models are of sufficient sizes. **(2)** Code language models, both ours and public, are often able to generate code in languages that they are not intentionally trained on, with non-zero execution-based scores in out-of-domain languages. We hypothesize that the data “spillover” effect, where code in one language is present in other languages through code comments or co-occurrences, can explain both the superior performance of multi-lingual over mono-lingual models and the generalization to out-of-domain programming languages. **(3)** Few-shot prompting helps reduce compilation or parsing errors and consistently improves out-of-domain code generation. **(4)** Language models have zero-shot code translation abilities; that is, even though they are not specifically trained to perform translation, they are able to use reference code in one language to improve code generation in another language. Problems that are difficult can become much easier with access to another language’s solution. **(5)** Similar to other evaluations, multi-lingual models are more robust to prompt perturbation and are better at summarizing code.

2 CONVERSION OF EXECUTION-BASED EVALUATION DATASETS

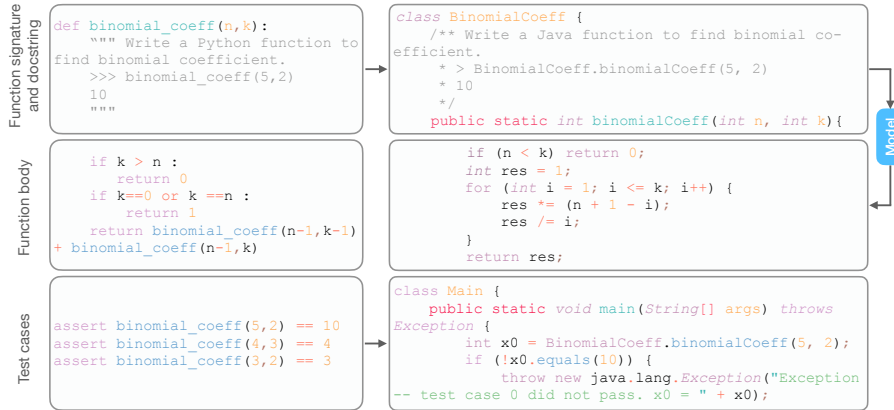


Figure 2: Conversion of formatted MBPP (Python) to MBJP (Java).

In this section, we propose a dataset conversion framework that transforms an execution-based evaluation in one programming language to another. In particular, we focus on a *function completion* format of execution-based evaluation as shown in Figure 2. Each problem in a function completion dataset consists of a *prompt*, a *test statement*, and a *canonical solution*. The prompt contains a function signature along with a docstring describing the desired functionality of the code. The canonical solution is an example of a function body that fulfills such functionality, usually written by human annotators. Given a candidate function body generated by the model, we can test whether the corresponding function is correct by executing the test statement against the candidate function.

To construct a evaluation dataset for function completion in a new language, we recognize that it is **sufficient** to convert only the *prompts* and the *test statements* (Section 2.1). That is, we do not need to transform the canonical solutions, since they are simply examples and are not used to measure correctness in the test-based framework. This key feature of a test-based evaluation makes it possible to perform mapping of an evaluation set from one language to many others by static analyses, as outline below. For other code-related evaluations that require access to canonical solutions, we synthesize solutions by generating many code versions based on the converted prompt and use our converted test statement to filter for correctness (Section 2.2).

2.1 LANGUAGE CONVERSION OF PROMPTS AND TEST CASES

Format choice The purpose of this work is to build datasets that allow us to measure multi-lingual code generation abilities. The function completion format helps steer the model to generate code in a specific language since the prompt consists of a partial function that has already been started, i.e. a function signature. This is in contrast to other formats such as that of the original MBPP where the prompt does not consist of a function signature, but contains more implicit information such as assert

statements, example function calls, and a description such as “Write code in Python” (see Appendix R.1.1 for examples). Compared to other formats, the execution-based function completion aligns well with how an ML-driven model would perform code suggestion in a typical coding environment. Therefore, we process our converted datasets and the original datasets (MBPP, MathQA) to be of this format, except for the original HumanEval dataset whose format is already consistent.

Inferring argument and return types This step is applicable for statically typed target languages such as Java, C#, etc. The process starts from inferring the types of function arguments, which can be done by inspecting the argument values. We perform mapping of types from Python to types in a target language; for instance, to convert to Java, we map `list` \rightarrow `ArrayList` or `dict` \rightarrow `HashMap`. Values for different test cases can have different types, therefore we infer the common superclass of all observed types for each argument. Since there can also be many levels of types, due to containers such as list or sets, we recursively infer the types among each level to be consistent. For example, “list of list” and “list of object” has a common type of “list of object”. The return type is inferred via expected return values in the test cases.

Constructing representations of code objects We convert the argument and return values from Python to a target language by generating strings that represent the target language’s objects. For example, the object `[1, 2, 3]` in Python is converted to `Arrays.asList(1, 2, 3)` in Java, as shown in Figure 2. We recursively construct container elements for any nested structures.

Converting test statement We construct objects for function argument inputs, using above information regarding constructed objects and types, as well as expected output. We build the test statement in a target language using appropriate assertion to match the returned value with the expected output. We perform deep object comparison with an appropriate comparator for each language.

Prompt construction We ensure that the converted function, argument, and class names are stylistically appropriate for each language, e.g. camel case versus snake case, etc. We construct function call examples in the docstring to look representative without being too verbose, e.g., we use `[1, 2, 3]` in Java’s docstring to represent a list, instead of an actual `ArrayList`. We avoid using language-reserve words for variable names such as `end` for Ruby or `char` for Java or C++ and escape certain substrings that are keywords such as `/*` or `//`.

Validation We validate that converted objects, test statements and function signatures parse and/or compile with respect to each language.

Quality Check via Reviewers To gauge the quality of our conversion, we also request annotators to manually review the converted programming problems in sample languages, namely, Java and JavaScript. We ask language experts to identify issues with converted examples consisting of natural language statement, test cases, and function signature and use this process to help iteratively improve our conversion algorithm. For the final review, annotators have not found issues specifically related to language conversion, but observed ambiguity in some cases attributed to the original dataset. In the future, any updates to the original datasets can be propagated to all converted languages programmatically. We provide the detailed analysis of evaluation by annotators in Appendix Q.

Comparison to off-the-shelf ML translator We find ML translators to be insufficient to perform the dataset conversion, due to limited support for language pairs, restriction on format, as well as transformation errors related to types and object construction. In contrast, our framework can convert data to many target languages and does not have non-deterministic errors related to type inference or object mapping. We provide further discussion and examples in Appendix O.5.

2.2 SYNTHETIC CANONICAL SOLUTIONS

The availability of canonical solutions in each converted language can open up the possibilities to perform other types of evaluation. To generate such synthetic solutions for each language, we sample up to 10,000 versions of code per problem and filter them for correctness with our converted tests. In order to generate at least one correct solution for as many problems as possible, we use both the function completion and zero-shot translation settings (see Section 3.3) where we prepend the Python solution, provided in the original datasets by human annotators, to the beginning of the function signature prompt. With high-temperature sampling, we are able to generate correct solutions for a large portion of all problems, with 96% coverage for JavaScript, 93% for Java, and even on an out-of-domain language such as PHP with 93% coverage (more details in Appendix P).

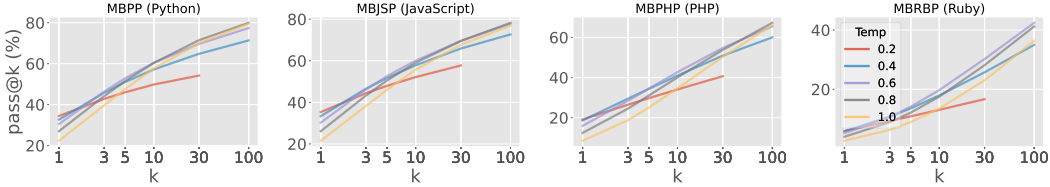


Figure 3: Consistent sampling efficiency curves for various datasets across MBXP, where the pass@k scores increase smoothly with respect to the sampling budget k . Higher temperature increases diversity, which tends to be more optimal for pass@k at higher k .

3 MULTI-LINGUAL EVALUATION OF CODE GENERATION MODELS

From the previous section, we have established a framework to perform dataset conversion, from which we obtain a collection of execution-based evaluation datasets in 10+ programming languages. These evaluation datasets contain rich information in the prompts including natural language description as well as appropriate function signatures that help steer a model to generate code in a particular language. Most importantly, they also contain test cases in the respective language that can be used to check code correctness, which is applicable for most types of evaluation in MBXP+. This section describes the training, evaluation setup, and findings from each evaluation task.

3.1 DATA AND MODELS

For the purpose of this work, we collected code data in three primary programming languages, namely, Python, Java, and JavaScript, containing permissively licensed code data from GitHub where we filter language by file extensions. This setting allows us to evaluate generalization performance outside of the languages trained. Following Chen et al. (2021); Nijkamp et al. (2022), we perform filtering, deduplication, and remove data that contains a significant amount of non-English text or is not parsable. We also ensure the original MBPP and HumanEval datasets are not included in data. After all the post processing steps, our dataset contains 101 GB Python, 177 GB Java, and 216 GB JavaScript data.

We use a decoder-only transformers as the model architecture and train the models via next-token prediction loss (Vaswani et al., 2017; Brown et al., 2020). We design our training to compare multi-lingual versus mono-lingual settings by using the same compute budget for each language in both cases. In particular, we train mono-lingual models on 210 billion tokens with their respective languages (Python, Java, and JavaScript) and train multi-lingual models on 210 billion tokens from each language, with 630 billion tokens in total. To study effects of model sizes, we train models of various number of parameters, namely, 125M, 672M, 2.7B and 13B. For the synthetic canonical solution process, we use a separate 13B multi-lingual model which we refer to as the 13B* model.

3.2 EXECUTION-BASED FUNCTION COMPLETION

We use pass@k scores (Kulal et al., 2019) with the unbiased estimate presented in (Chen et al., 2021) as the metrics for our evaluation, where each task is considered successful if any of the k samples are correct. We generate up until the end of the function, such as end of indented function block for Python or until the closing curly brace for PHP or Go, for example (see Appendix C.2 for end of scope details). We refer to an evaluation language that the model is not specifically trained on as *out-of-domain* with respect to that model. Otherwise, the language is considered *in-domain*. For instance, Java is out-of-domain for a Python-only model and PHP is out-of-domain for our multi-lingual model trained on Python, Java, and JavaScript.

3.2.1 SAMPLING EFFICIENCY

Across MBXP, we observe similar sigmoid-like relationships between pass@k and sampling budget k where the performance increases smoothly as k increases (Figure 3, and Appendix F.1), consistent with the original MBPP and other hand-annotated execution-based datasets (Chen et al., 2021). For a high sampling budget k , an increased temperature results in higher diversity and hence yields higher

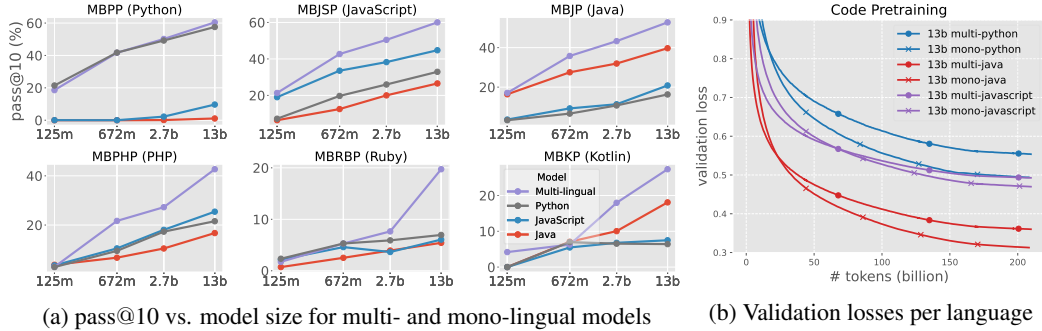


Figure 4: (a) Approximate log-linear relationships of scores and model sizes. We observe higher performance of multi-lingual models over mono-lingual, which become more clear as the number of parameters increases. The trend is consistent across all evaluation datasets in MBXP, including out-of-domain languages (PHP, Ruby, Kotlin). In fact, the performance breaks out of the log-linear trend for MBRBP where the multi-lingual 13B performs much better than the extrapolated performance would suggest. (b) Multi-lingual models have higher validation losses for each in-domain language compared to mono-lingual, despite having consistently better performance.

pass@k. This sigmoid-like performance with respect to sampling budget indicates that problems vary in terms of difficulty, where certain problems require many more attempts to get them right. We do not find a degenerate case in any evaluation language where all problems are either trivial to solve (pass@k saturated near 100%), or impossible (pass@k all zeros). The fact that this performance trend is consistent on all languages in the MBXP benchmark is quite reassuring in terms of its applicability as multi-lingual evaluation to discern various levels of a model’s capabilities.

3.2.2 GENERALIZATION TO OUT-OF-DOMAIN LANGUAGES

As demonstrated in Figure 3, we observe non-zero pass@k scores on the out-of-domain languages. For instance, a mono-lingual Python model has non-zero performance on JavaScript, and the multi-lingual models can perform acceptably well on Ruby or PHP. For our models, we emphasize that we do not specifically train on out-of-domain languages since we filter languages by file extensions (see Section 3.1). However, we hypothesize that cross-language data spillover are quite typical since there can be data related to other languages mentioned in code comments, natural texts, or intentionally embedded in cross-lingual code projects. Examples of such projects are Django or Flask, where JavaScript pieces of code can be embedded in Python files for web development, or mixed use of Java and Python code in projects such as Jython. We provide further discussion of types and examples of cross-lingual data occurrences in Appendix E.

In Figure 4a, we also observe that the out-of-domain scores are not symmetric for a given language pair, i.e., Python models perform well on Java but Java models have negligible performance on Python. The data spillover hypothesis supports this observation where it is likely that there are many languages embedded in, e.g. Python files, whereas not as many languages are embedded in Java files. We provide further analyses related to data spillover in Section 3.2.3.

3.2.3 MULTI-LINGUAL VERSUS MONO-LINGUAL MODELS

Figure 4a shows the plot of pass@k scores versus model sizes for multi- and mono-lingual models, where we observe approximate log-linear relationships similar to what is found in the literature (Chowdhery et al., 2022; Chen et al., 2021; Nijkamp et al., 2022; Austin et al., 2021; Li et al., 2022a). We see that, for small model sizes, multi-lingual models can perform slightly sub-par or on-par to mono-lingual models. For instance, at size 125M and 672M, mono-lingual models outperform multi-lingual models in some evaluation languages such as Python and Ruby. However, once we reach a certain size such as 2.7B or 13B parameters, a large multi-lingual model begins to outperform the best of mono-lingual models in all evaluation languages. The performance gains of multi-lingual over mono-lingual models are dramatic for out-of-domain languages such as MBPHP and also noticeable for in-domain ones such as MBJSP and MBJP.

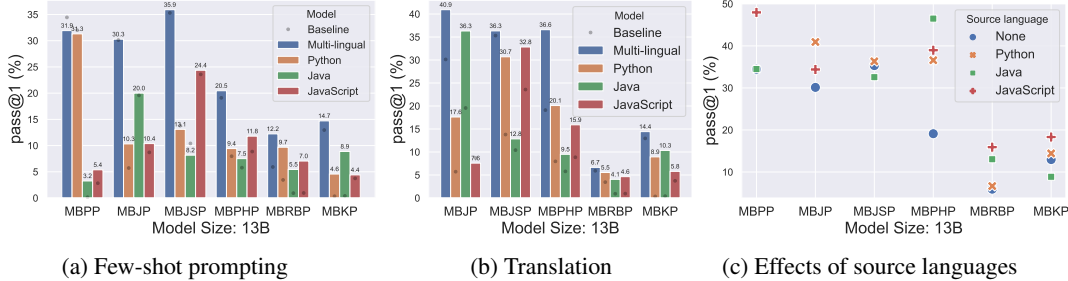


Figure 5: Improved function completion performance due to few-shot prompting and translation settings. (a) High performance gain on out-of-domain evaluation due to few-shot prompting. (b) Dramatic gain in function completion ability due to access to a reference solution in Python in the translation setting. (c) Reference solutions in different source languages have unequal effects on translation performance. Note: All experiments use the 13B multi-lingual models. The dots in (a) and (b) indicate the baseline without few-shot or translation.

Observe that for MBPP, mono-lingual Java and JavaScript models obtain close to zero pass@k, suggesting that the amount of spillover Python code in Java or JavaScript training data is likely low. This also coincides with the Python and multi-lingual models achieving near identical scores in Figure 4a (MBPP). This evidence suggests that both Python and multi-lingual models observe similar amount of Python code, and consistent with the previous observation that there is little spillover data in non-Python sources. In contrast, for the JavaScript evaluation shown in Figure 4a (MBJSP), each of the mono-lingual models obtain reasonable pass@k scores, suggesting that the spillover of JavaScript code is prevalent in many programming language files. The multi-lingual models also perform significantly better compared to the best of the mono-lingual models (JavaScript models, naturally), suggesting that the models learn JavaScript knowledge from other sources, and in this case, consistent with the high amount of spillover. Similar analysis also applies for Java or other out-of-domain languages.

Overall, multi-lingual models seem capable of learning each programming language from code data containing mixed language sources. Compared to mono-lingual models, the performance in the multi-lingual setting tends to improve more rapidly as they are able to draw knowledge from many sources at once, as observed by higher slopes in the plots (Figure 4a). Interestingly, we note that even though the multi-lingual models perform better during evaluation, the validation losses per language for multi-lingual models are higher than those of mono-lingual models (See Figure 4b). While validation losses generally have a positive correlation with evaluation scores, as is the case for larger models having lower losses and better performance, such correlation might not hold between two models trained on different data (multi vs. mono). We provide further discussion on validation losses in Appendix N.2.

3.2.4 FEW-SHOT PROMPTING

Few-shot prompting can provide additional information that helps a model perform tasks (Brown et al., 2020). In this experiment, we construct the few-shot prompt consisting of three correct functions from the respective MBXP dataset (See Appendix G.2 for format). Figure 5a demonstrates the results where we observe consistent performance gain, especially for out-of-domain evaluations. One explanation is that the few-shot prompt can help disambiguate programming languages, which is most beneficial in out-of-domain evaluations when the models are not familiar with a desired language. For instance, in MBRBP evaluation (Ruby), the Ruby function signature can be very similar to that of Python, which leads to some confusion where the model sometimes generates Python code without the few-shot prompt. Indeed, we observe consistent improvement due to few-shot prompting on out-of-domain evaluations (Figure 5a). The error analysis in Figure 6a further demonstrate that errors related to compile, syntax, or parsing errors (non-assertion errors) drop significantly due to the few-shot prompts. The improvement due to few-shot setting also applies for other datasets such as MathQA (Appendix D.1). Based on these observations, it is possible that vector prompts obtained via prompt tuning or its variants (Lester et al., 2021; Liu et al., 2021b;a; Li & Liang, 2021) can help condition models to perform better in an out-of-domain or scarce programming language.

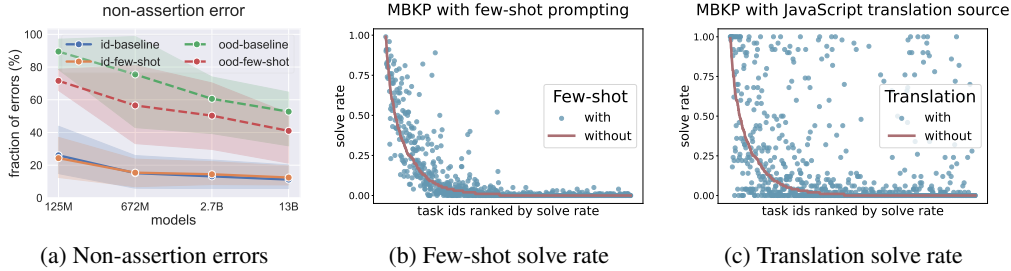


Figure 6: (a): Few-shot prompts results in lower non-assertion (compile, parsing, syntax) errors on out-of-domain (ood) evaluation but has no effect on in-domain (id). (b) and (c): For each task, we show a fraction of generations that pass the tests over the total number of samples (solve rate), where the task indices are ranked to show increasing difficulty. In the translation setting, tasks that are previously difficult (low solve rate for the baseline) can become easily solvable, demonstrating that models can leverage reference solutions in the source language to solve hard tasks. In contrast, the solve rates with few-shot prompting do not deviate as much per task from the baseline solve rate.

reference solution	sample generation in non-translation mode	in translation mode
<pre>if (2 * l <= r): return (1, 2 * l) else: return (-1)</pre> <p>Python</p>	<pre>\$max_num = \$r / \$l; for (\$i = \$l; \$i <= \$max_num; \$i++) { if (\$i % \$l == 0 && \$i % \$r == 0) { return \$i; } }</pre> <p>PHP</p>	<pre>\$l = max(1, \$l); \$r = max(1, \$r); if (2*\$l <= \$r) { return [\$l, 2*\$l]; } return [-1];</pre> <p>PHP</p>
<pre>result = sorted(M, key=sum) return result</pre> <p>Python</p>	<pre>var sumByRow: (row : Int) -> Int = (r : Int) -> m.get(r).reduce { it + it } var sumByCol: (col : Int) -> Int = (c : Int) -> m.mapIndexed { it, get(c) }</pre> <p>Kotlin</p>	<pre>return m.sortedBy { it.sum() }</pre> <p>Kotlin</p>

Figure 7: Code generation model can use the style and content of a reference solution in the translation setting to generate a correct solution in a different language.

3.3 ZERO-SHOT CODE TRANSLATION

Our dataset conversion framework yields parallel data in many different languages. These parallel datasets allow us to study translation abilities of code generation models, from the source language that we have the canonical solutions to any other supported languages. For this study, we prepend the function in a source language to the beginning of the function-completion prompt of the target language (E-1 in Figure 1 and examples in Appendix H.3). We can also think of this setup as a function completion with augmented information of a reference solution in another language. Therefore, we also refer to the usual function completion setup as the non-translation setting.

Zero-shot translation abilities Figure 5b shows the ability of language models to perform translation where the models use reference solutions in another language to help perform function completion more accurately, as indicated by the higher pass@k scores. Examples in Figure 7 demonstrate that in the translation mode, the generated code retains the same logic as the reference solution in Python, but conforms to the desired syntax of the target language such as PHP with the use of \$ before variable names. In particular, the model generates code that mimics the content of the reference solution (same loop and control flow structures, in the upper Figure 7) as well as similar semantics (sorting by the summation, as in the lower Figure 7). In fact, Figure 6c provide analysis showing that the translation setting helps models solve problems that are difficult without reference solutions. On a different dataset, MathQA, which requires complex reasoning but has solutions with simple arithmetic syntax, code generation models are able to translate to a different language accurately, yielding near 100% pass@100 scores. The behavior is different from the few-shot case in Figure 6b where pass rates with few-shot concentrate close to the pass rates without few-shot, indicating no drastic shift in problem solvability.

Unequal effects of different source languages We find that different source languages can interact quite differently with each target language. Figure 5c shows Python is the best source language for

all evaluations, except. For instance, JavaScript yields better translation performance as a source language compared to Python, when evaluated on datasets such as Kotlin (MBKP) or Ruby (MBRBP). On the other hand, some languages which are too close in terms of syntax can confuse the model when used together in the translation setting. For instance, Python as a source language for translation to Ruby can sometimes lead the model to generate code in Python, which is undesirable. For each evaluation language, the best source language is fairly consistent, roughly independent of model types. We discuss the language compatibility with respect to zero-shot translation further in Appendix H.1.

3.4 ROBUSTNESS EVALUATION: R-MBXP

We provide robustness evaluation across MBXP datasets perturbed by common transformations in NL-Augmenter (Dhole et al., 2021), a standard collection of data augmentations for robustness evaluation on text. Most interestingly, multi-lingual models have less percentage of performance drops on average (7.80% vs 9.39% for multi- and mono-lingual models) and preserve higher pass@1 across most perturbed datasets compared to mono-lingual models. We refer readers to Appendix J for more details and other interesting observations on robustness. As the first code-generation robustness benchmark, we encourage researchers to further investigate robustness evaluation metrics, data augmentations, adversarial attacks, and defenses based on our released datasets.

3.5 CODE INSERTION: I-MBXP

We demonstrate the use of our MBXP benchmark for code insertion by constructing the insertion-based variant, i-MBXP which is the first execution-based multi-lingual code insertion benchmark. Each data sample consists of left and right contexts where we cut the original function signature along with the canonical solution into left context, right context, and ground truth insertion code. We evaluate code insertion in an execution-based manner by using the same test statements as in MBXP. We benchmark using a publicly available insertion-based model InCoder (Fried et al., 2022). In both models, we observe the expected results where incorporating right context can significantly boost the performance compared to using the left context alone. For InCoder, we observed 23.2%, 14.4% and 37.6% relative improvement on Python, JavaScript, and Java respectively compared to the case without right context. Ablation studies on the performance versus the number of right context lines show positive correlation, indicating models’ abilities to incorporate partial right context information to improve prediction. We provide further details of dataset construction and results in Appendix K.

3.6 CODE SUMMARIZATION: S-MBXP

We evaluate on code summarization task where we use a function signature along with its solution as the prompt, with the natural language description in the docstring removed. Based on this prompt, we induce the model to generate the description of the code’s functionality. We found that in both zero-shot and few-shot settings, multi-lingual models generally outperform mono-lingual models, aligning with the performance trends in other evaluation tasks such as in Section 3.2.3. We observe noticeable improvements in the few-shot case compared to the zero-shot, with more significant improvement on larger models. We provide examples and detailed results in Appendix L.

4 RELATED WORK

Many other evaluation datasets can be considered for the conversion to multi-lingual counterparts such as APPS (Hendrycks et al., 2021) and CodeContest (Li et al., 2022a). These datasets in its original forms are execution-based datasets containing challenging algorithmic competition problems and tests that are language-agnostic, but can be converted to Python and many other languages. Various existing benchmarks for code generation are either match-based (Lu et al., 2021; Yin et al., 2018; Wang et al., 2022; Husain et al., 2019; Clement et al., 2021) or focused mostly on Python (Chen et al., 2021; Austin et al., 2021), if not language agnostic as described above. Our work fills into the blank of multi-lingual code evaluation. We acknowledge concurrent work by Cassano et al. (2022) which converts prompts and test cases of HumanEval into multiple languages. We note that our work is broader in scope as it also includes synthetic solutions, handles datasets beyond Hu-

manEval (e.g., MBPP and MathQA), and investigate various types of code generation abilities. We provide further discussion of related work in Appendix B.

5 DISCUSSION

We believe that the release of our datasets is an important milestone towards evaluating many aspects of code generation abilities. These evaluation datasets indeed help reveal interesting behaviors related to multi- vs mono-lingual models, out-of-domain performance, zero-shot translation abilities, multi-lingual code insertion, etc. While these benchmarks cover basic programming problems that can be proxies to reflect general coding tasks in the wild, they might not reflect specific coding knowledge for each language. By design, our conversion “naively” assumes that a problem is relevant to the target language which might not be true for all problems in a given dataset. Appendix A further discusses the philosophy of our dataset design, their use cases, as well as limitations.

REFERENCES

- Karan Aggarwal, Mohammad Salameh, and Abram Hindle. Using machine translation for converting python 2 to python 3 code. Technical report, PeerJ PrePrints, 2015. URL <https://peerj.com/preprints/1459/>.
- Wasi Ahmad, Saikat Chakraborty, Baishakhi Ray, and Kai-Wei Chang. Unified pre-training for program understanding and generation. In *Proceedings of the 2021 Conference of the North American Chapter of the Association for Computational Linguistics: Human Language Technologies*, pp. 2655–2668, 2021a.
- Wasi Uddin Ahmad, Md Golam Rahman Tushar, Saikat Chakraborty, and Kai-Wei Chang. Avatar: A parallel corpus for java-python program translation. *arXiv preprint arXiv:2108.11590*, 2021b.
- Miltiadis Allamanis and Charles Sutton. Mining source code repositories at massive scale using language modeling. In *2013 10th Working Conference on Mining Software Repositories (MSR)*, pp. 207–216. IEEE, 2013.
- Jacob Austin, Augustus Odena, Maxwell I. Nye, Maarten Bosma, Henryk Michalewski, David Dohan, Ellen Jiang, Carrie J. Cai, Michael Terry, Quoc V. Le, and Charles Sutton. Program synthesis with large language models. *CoRR*, abs/2108.07732, 2021. URL <https://arxiv.org/abs/2108.07732>.
- Shraddha Barke, Michael B. James, and Nadia Polikarpova. Grounded copilot: How programmers interact with code-generating models, 2022. URL <https://arxiv.org/abs/2206.15000>.
- Tom B. Brown, Benjamin Mann, Nick Ryder, Melanie Subbiah, Jared Kaplan, Prafulla Dhariwal, Arvind Neelakantan, Pranav Shyam, Girish Sastry, Amanda Askell, Sandhini Agarwal, Ariel Herbert-Voss, Gretchen Krueger, Tom Henighan, Rewon Child, Aditya Ramesh, Daniel M. Ziegler, Jeffrey Wu, Clemens Winter, Christopher Hesse, Mark Chen, Eric Sigler, Mateusz Litwin, Scott Gray, Benjamin Chess, Jack Clark, Christopher Berner, Sam McCandlish, Alec Radford, Ilya Sutskever, and Dario Amodei. Language models are few-shot learners. In Hugo Larochelle, Marc’Aurelio Ranzato, Raia Hadsell, Maria-Florina Balcan, and Hsuan-Tien Lin (eds.), *Advances in Neural Information Processing Systems 33: Annual Conference on Neural Information Processing Systems 2020, NeurIPS 2020, December 6-12, 2020, virtual*, 2020. URL <https://proceedings.neurips.cc/paper/2020/hash/1457c0d6bfc4967418bfb8ac142f64a-Abstract.html>.
- Federico Cassano, John Gouwar, Daniel Nguyen, Sydney Nguyen, Luna Phipps-Costin, Donald Pinckney, Ming Ho Yee, Yangtian Zi, Carolyn Jane Anderson, Molly Q Feldman, Arjun Guha, Michael Greenberg, and Abhinav Jangda. A scalable and extensible approach to benchmarking nl2code for 18 programming languages, 2022. URL <https://arxiv.org/abs/2208.08227>.

- Mark Chen, Jerry Tworek, Heewoo Jun, Qiming Yuan, Henrique Ponde de Oliveira Pinto, Jared Kaplan, Harrison Edwards, Yuri Burda, Nicholas Joseph, Greg Brockman, Alex Ray, Raul Puri, Gretchen Krueger, Michael Petrov, Heidy Khlaaf, Girish Sastry, Pamela Mishkin, Brooke Chan, Scott Gray, Nick Ryder, Mikhail Pavlov, Alethea Power, Lukasz Kaiser, Mohammad Bavarian, Clemens Winter, Philippe Tillet, Felipe Petroski Such, Dave Cummings, Matthias Plappert, Fotios Chantzis, Elizabeth Barnes, Ariel Herbert-Voss, William Hebgen Guss, Alex Nichol, Alex Paino, Nikolas Tezak, Jie Tang, Igor Babuschkin, Suchir Balaji, Shantanu Jain, William Saunders, Christopher Hesse, Andrew N. Carr, Jan Leike, Joshua Achiam, Vedant Misra, Evan Morikawa, Alec Radford, Matthew Knight, Miles Brundage, Mira Murati, Katie Mayer, Peter Welinder, Bob McGrew, Dario Amodei, Sam McCandlish, Ilya Sutskever, and Wojciech Zaremba. Evaluating large language models trained on code. *CoRR*, abs/2107.03374, 2021. URL <https://arxiv.org/abs/2107.03374>.
- Xinyun Chen, Chang Liu, and Dawn Song. Tree-to-tree neural networks for program translation. In S. Bengio, H. Wallach, H. Larochelle, K. Grauman, N. Cesa-Bianchi, and R. Garnett (eds.), *Advances in Neural Information Processing Systems*, volume 31. Curran Associates, Inc., 2018. URL <https://proceedings.neurips.cc/paper/2018/file/d759175de8ea5b1d9a2660e45554894f-Paper.pdf>.
- Aakanksha Chowdhery, Sharan Narang, Jacob Devlin, Maarten Bosma, Gaurav Mishra, Adam Roberts, Paul Barham, Hyung Won Chung, Charles Sutton, Sebastian Gehrmann, Parker Schuh, Kensen Shi, Sasha Tsvyashchenko, Joshua Maynez, Abhishek Rao, Parker Barnes, Yi Tay, Noam Shazeer, Vinodkumar Prabhakaran, Emily Reif, Nan Du, Ben Hutchinson, Reiner Pope, James Bradbury, Jacob Austin, Michael Isard, Guy Gur-Ari, Pengcheng Yin, Toju Duke, Anselm Levskaya, Sanjay Ghemawat, Sunipa Dev, Henryk Michalewski, Xavier Garcia, Vedant Misra, Kevin Robinson, Liam Fedus, Denny Zhou, Daphne Ippolito, David Luan, Hyeontaek Lim, Barret Zoph, Alexander Spiridonov, Ryan Sepassi, David Dohan, Shivani Agrawal, Mark Omernick, Andrew M. Dai, Thanumalayan Sankaranarayanan Pillai, Marie Pellat, Aitor Lewkowycz, Erica Moreira, Rewon Child, Oleksandr Polozov, Katherine Lee, Zongwei Zhou, Xuezhi Wang, Brennan Saeta, Mark Diaz, Orhan Firat, Michele Catasta, Jason Wei, Kathy Meier-Hellstern, Douglas Eck, Jeff Dean, Slav Petrov, and Noah Fiedel. Palm: Scaling language modeling with pathways. *CoRR*, abs/2204.02311, 2022. doi: 10.48550/arXiv.2204.02311. URL <https://doi.org/10.48550/arXiv.2204.02311>.
- Colin Clement, Shuai Lu, Xiaoyu Liu, Michele Tufano, Dawn Drain, Nan Duan, Neel Sundaresan, and Alexey Svyatkovskiy. Long-range modeling of source code files with eWASH: Extended window access by syntax hierarchy. In *Proceedings of the 2021 Conference on Empirical Methods in Natural Language Processing*, pp. 4713–4722, Online and Punta Cana, Dominican Republic, November 2021. Association for Computational Linguistics. doi: 10.18653/v1/2021.emnlp-main.387. URL <https://aclanthology.org/2021.emnlp-main.387>.
- Kaustubh D Dhole, Varun Gangal, Sebastian Gehrmann, Aadesh Gupta, Zhenhao Li, Saad Mahamood, Abinaya Mahendiran, Simon Mille, Ashish Srivastava, Samson Tan, et al. Nl-augmenter: A framework for task-sensitive natural language augmentation. *arXiv preprint arXiv:2112.02721*, 2021.
- Zhiyu Fan, Xiang Gao, Abhik Roychoudhury, and Shin Hwei Tan. Improving automatically generated code from codex via automated program repair. *arXiv preprint arXiv:2205.10583*, 2022.
- Zhangyin Feng, Daya Guo, Duyu Tang, Nan Duan, Xiaocheng Feng, Ming Gong, Linjun Shou, Bing Qin, Ting Liu, Daxin Jiang, and Ming Zhou. Codebert: A pre-trained model for programming and natural languages. *CoRR*, abs/2002.08155, 2020. URL <https://arxiv.org/abs/2002.08155>.
- Daniel Fried, Armen Aghajanyan, Jessy Lin, Sida Wang, Eric Wallace, Freda Shi, Ruiqi Zhong, Wen-tau Yih, Luke Zettlemoyer, and Mike Lewis. Incoder: A generative model for code infilling and synthesis. *CoRR*, abs/2204.05999, 2022. doi: 10.48550/arXiv.2204.05999. URL <https://doi.org/10.48550/arXiv.2204.05999>.
- Daya Guo, Shuo Ren, Shuai Lu, Zhangyin Feng, Duyu Tang, Shujie Liu, Long Zhou, Nan Duan, Alexey Svyatkovskiy, Shengyu Fu, et al. Graphcodebert: Pre-training code representations with data flow. In *ICLR*, 2021.

- Rahul Gupta, Soham Pal, Aditya Kanade, and Shirish K. Shevade. Deepfix: Fixing common C language errors by deep learning. In Satinder Singh and Shaul Markovitch (eds.), *Proceedings of the Thirty-First AAAI Conference on Artificial Intelligence, February 4-9, 2017, San Francisco, California, USA*, pp. 1345–1351. AAAI Press, 2017. URL <http://aaai.org/ocs/index.php/AAAI/AAAI17/paper/view/14603>.
- Dan Hendrycks, Steven Basart, Saurav Kadavath, Mantas Mazeika, Akul Arora, Ethan Guo, Collin Burns, Samir Puranik, Horace He, Dawn Song, and Jacob Steinhardt. Measuring coding challenge competence with APPS. In Joaquin Vanschoren and Sai-Kit Yeung (eds.), *Proceedings of the Neural Information Processing Systems Track on Datasets and Benchmarks 1, NeurIPS Datasets and Benchmarks 2021, December 2021, virtual, 2021*. URL <https://datasets-benchmarks-proceedings.neurips.cc/paper/2021/hash/c24cd76e1ce41366a4bbe8a49b02a028-Abstract-round2.html>.
- Jordan Hoffmann, Sebastian Borgeaud, Arthur Mensch, Elena Buchatskaya, Trevor Cai, Eliza Rutherford, Diego de Las Casas, Lisa Anne Hendricks, Johannes Welbl, Aidan Clark, Tom Hennigan, Eric Noland, Katie Millican, George van den Driessche, Bogdan Damoc, Aurelia Guy, Simon Osindero, Karen Simonyan, Erich Elsen, Jack W. Rae, Oriol Vinyals, and Laurent Sifre. Training compute-optimal large language models. *CoRR*, abs/2203.15556, 2022. doi: 10.48550/arXiv.2203.15556. URL <https://doi.org/10.48550/arXiv.2203.15556>.
- Ari Holtzman, Jan Buys, Li Du, Maxwell Forbes, and Yejin Choi. The curious case of neural text degeneration. In *8th International Conference on Learning Representations, ICLR 2020, Addis Ababa, Ethiopia, April 26-30, 2020*. OpenReview.net, 2020. URL <https://openreview.net/forum?id=rygGQyrFvH>.
- Hamel Husain, Ho-Hsiang Wu, Tiferet Gazit, Miltiadis Allamanis, and Marc Brockschmidt. CodeSearchNet challenge: Evaluating the state of semantic code search. *arXiv preprint arXiv:1909.09436*, 2019.
- Dhiraj Kalamkar, Dheevatsa Mudigere, Naveen Mellempudi, Dipankar Das, Kunal Banerjee, Sasikanth Avancha, Dharma Teja Vooturi, Nataraj Jammalamadaka, Jianyu Huang, Hector Yuen, et al. A study of bfloat16 for deep learning training. *arXiv preprint arXiv:1905.12322*, 2019.
- Svetoslav Karaivanov, Veselin Raychev, and Martin Vechev. Phrase-based statistical translation of programming languages. In *Proceedings of the 2014 ACM International Symposium on New Ideas, New Paradigms, and Reflections on Programming & Software*, pp. 173–184, 2014. URL <https://doi.org/10.1145/2661136.2661148>.
- Sumith Kulal, Panupong Pasupat, Kartik Chandra, Mina Lee, Oded Padon, Alex Aiken, and Percy Liang. Spoc: Search-based pseudocode to code. *CoRR*, abs/1906.04908, 2019. URL <http://arxiv.org/abs/1906.04908>.
- Marie-Anne Lachaux, Baptiste Roziere, Lowik Chanussot, and Guillaume Lample. Unsupervised translation of programming languages. In *Advances in Neural Information Processing Systems*, volume 33, pp. 20601–20611. Curran Associates, Inc., 2020a. URL <https://proceedings.neurips.cc/paper/2020/file/ed23fbf18c2cd35f8c7f8de44f85c08d-Paper.pdf>.
- Marie-Anne Lachaux, Baptiste Roziere, Lowik Chanussot, and Guillaume Lample. Unsupervised translation of programming languages, 2020b. URL <https://arxiv.org/abs/2006.03511>.
- Brian Lester, Rami Al-Rfou, and Noah Constant. The power of scale for parameter-efficient prompt tuning. In Marie-Francine Moens, Xuanjing Huang, Lucia Specia, and Scott Wen-tau Yih (eds.), *Proceedings of the 2021 Conference on Empirical Methods in Natural Language Processing, EMNLP 2021, Virtual Event / Punta Cana, Dominican Republic, 7-11 November, 2021*, pp. 3045–3059. Association for Computational Linguistics, 2021. doi: 10.18653/v1/2021.emnlp-main.243. URL <https://doi.org/10.18653/v1/2021.emnlp-main.243>.
- Xiang Lisa Li and Percy Liang. Prefix-tuning: Optimizing continuous prompts for generation. In Chengqing Zong, Fei Xia, Wenjie Li, and Roberto Navigli (eds.), *Proceedings of the 59th*

- Annual Meeting of the Association for Computational Linguistics and the 11th International Joint Conference on Natural Language Processing, ACL/IJCNLP 2021, (Volume 1: Long Papers), Virtual Event, August 1-6, 2021*, pp. 4582–4597. Association for Computational Linguistics, 2021. doi: 10.18653/v1/2021.acl-long.353. URL <https://doi.org/10.18653/v1/2021.acl-long.353>.
- Yujia Li, David Choi, Junyoung Chung, Nate Kushman, Julian Schrittwieser, Rémi Leblond, Tom Eccles, James Keeling, Felix Gimeno, Agustin Dal Lago, Thomas Hubert, Peter Choy, Cyprien de Masson d’Autume, Igor Babuschkin, Xinyun Chen, Po-Sen Huang, Johannes Welbl, Sven Gowal, Alexey Cherepanov, James Molloy, Daniel J. Mankowitz, Esme Sutherland Robson, Pushmeet Kohli, Nando de Freitas, Koray Kavukcuoglu, and Oriol Vinyals. Competition-level code generation with alphacode, 2022a. URL <https://arxiv.org/abs/2203.07814>.
- Zhenhao Li and Lucia Specia. Improving neural machine translation robustness via data augmentation: Beyond back translation. *arXiv preprint arXiv:1910.03009*, 2019.
- Zongjie Li, Chaozheng Wang, Zhibo Liu, Haoxuan Wang, Shuai Wang, and Cuiyun Gao. Cctest: Testing and repairing code completion systems. *arXiv preprint arXiv:2208.08289*, 2022b.
- Xiao Liu, Kaixuan Ji, Yicheng Fu, Zhengxiao Du, Zhilin Yang, and Jie Tang. P-tuning v2: Prompt tuning can be comparable to fine-tuning universally across scales and tasks. *CoRR*, abs/2110.07602, 2021a. URL <https://arxiv.org/abs/2110.07602>.
- Xiao Liu, Yanan Zheng, Zhengxiao Du, Ming Ding, Yujie Qian, Zhilin Yang, and Jie Tang. GPT understands, too. *CoRR*, abs/2103.10385, 2021b. URL <https://arxiv.org/abs/2103.10385>.
- Ilya Loshchilov and Frank Hutter. Decoupled weight decay regularization. In *International Conference on Learning Representations*, 2018.
- Shuai Lu, Daya Guo, Shuo Ren, Junjie Huang, Alexey Svyatkovskiy, Ambrosio Blanco, Colin B. Clement, Dawn Drain, Daxin Jiang, Duyu Tang, Ge Li, Lidong Zhou, Linjun Shou, Long Zhou, Michele Tufano, Ming Gong, Ming Zhou, Nan Duan, Neel Sundaresan, Shao Kun Deng, Shengyu Fu, and Shujie Liu. Codexglue: A machine learning benchmark dataset for code understanding and generation. *CoRR*, abs/2102.04664, 2021.
- George A Miller. Wordnet: a lexical database for english. *Communications of the ACM*, 38(11): 39–41, 1995.
- Margaret Mitchell, Giada Pistilli, Yacine Jernite, Ezinwanne Ozoani, Marissa Gerchick, Nazneen Rajani, Sasha Luccioni, Irene Solaiman, Maraim Masoud, Somaieh Nikpoor, Carlos Muñoz Ferrandis, Stas Bekman, Christopher Akiki, Danish Contractor, David Lansky, Angelina McMillan-Major, Tristan Thrush, Suzana Ilić, Gérard Dupont, Shayne Longpre, Manan Dey, Stella Biderman, Douwe Kiela, Emi Baylor, Teven Le Scao, Aaron Gokaslan, Julien Launay, and Niklas Muennighoff. Bloom, 2022. URL <https://huggingface.co/bigscience/bloom>.
- Anh Tuan Nguyen, Tung Thanh Nguyen, and Tien N Nguyen. Lexical statistical machine translation for language migration. In *Proceedings of the 2013 9th Joint Meeting on Foundations of Software Engineering*, pp. 651–654, 2013. URL <https://doi.org/10.1145/2491411.2494584>.
- Erik Nijkamp, Bo Pang, Hiroaki Hayashi, Lifu Tu, Huan Wang, Yingbo Zhou, Silvio Savarese, and Caiming Xiong. A conversational paradigm for program synthesis. *CoRR*, abs/2203.13474, 2022. doi: 10.48550/arXiv.2203.13474. URL <https://doi.org/10.48550/arXiv.2203.13474>.
- Gabriel Poesia, Oleksandr Polozov, Vu Le, Ashish Tiwari, Gustavo Soares, Christopher Meek, and Sumit Gulwani. Synchronesh: Reliable code generation from pre-trained language models. *arXiv preprint arXiv:2201.11227*, 2022.
- Jeff Rasley, Samyam Rajbhandari, Olatunji Ruwase, and Yuxiong He. Deepspeed: System optimizations enable training deep learning models with over 100 billion parameters. In *Proceedings of the 26th ACM SIGKDD International Conference on Knowledge Discovery & Data Mining*, pp. 3505–3506, 2020.

- Veselin Raychev, Pavol Bielik, and Martin Vechev. Probabilistic model for code with decision trees. *ACM SIGPLAN Notices*, pp. 731–747, 2016.
- Moritz Schubotz, Philipp Scharpf, Kaushal Dudhat, Yash Nagar, Felix Hamborg, and Bela Gipp. Introducing mathqa - A math-aware question answering system. *CoRR*, abs/1907.01642, 2019. URL <http://arxiv.org/abs/1907.01642>.
- Freda Shi, Daniel Fried, Marjan Ghazvininejad, Luke Zettlemoyer, and Sida I Wang. Natural language to code translation with execution. *arXiv preprint arXiv:2204.11454*, 2022.
- Mohammad Shoeybi, Mostofa Patwary, Raul Puri, Patrick LeGresley, Jared Casper, and Bryan Catanzaro. Megatron-lm: Training multi-billion parameter language models using model parallelism. *CoRR*, abs/1909.08053, 2019. URL <http://arxiv.org/abs/1909.08053>.
- Amane Sugiyama and Naoki Yoshinaga. Data augmentation using back-translation for context-aware neural machine translation. In *Proceedings of the Fourth Workshop on Discourse in Machine Translation (DiscoMT 2019)*, pp. 35–44, 2019.
- Marc Szafraniec, Baptiste Roziere, Hugh Leather Francois Charton, Patrick Labatut, and Gabriel Synnaeve. Code translation with compiler representations. *arXiv preprint arXiv:2207.03578*, 2022.
- Ashish Vaswani, Noam Shazeer, Niki Parmar, Jakob Uszkoreit, Llion Jones, Aidan N. Gomez, Lukasz Kaiser, and Illia Polosukhin. Attention is all you need. *CoRR*, abs/1706.03762, 2017. URL <http://arxiv.org/abs/1706.03762>.
- Yue Wang, Weishi Wang, Shafiq R. Joty, and Steven C. H. Hoi. Codet5: Identifier-aware unified pre-trained encoder-decoder models for code understanding and generation. *CoRR*, abs/2109.00859, 2021. URL <https://arxiv.org/abs/2109.00859>.
- Zhiruo Wang, Grace Cuenca, Shuyan Zhou, Frank F Xu, and Graham Neubig. Mconala: A benchmark for code generation from multiple natural languages. *arXiv preprint arXiv:2203.08388*, 2022.
- Frank F Xu, Uri Alon, Graham Neubig, and Vincent Josua Hellendoorn. A systematic evaluation of large language models of code. In *Proceedings of the 6th ACM SIGPLAN International Symposium on Machine Programming*, pp. 1–10, 2022.
- Pengcheng Yin, Bowen Deng, Edgar Chen, Bogdan Vasilescu, and Graham Neubig. Learning to mine aligned code and natural language pairs from stack overflow. In *International Conference on Mining Software Repositories, MSR*, pp. 476–486. ACM, 2018. doi: <https://doi.org/10.1145/3196398.3196408>.
- Jiyang Zhang, Sheena Panthaplackel, Pengyu Nie, Junyi Jessy Li, and Milos Gligoric. Coditt5: Pre-training for source code and natural language editing. *arXiv preprint arXiv:2208.05446*, 2022a.
- Susan Zhang, Stephen Roller, Naman Goyal, Mikel Artetxe, Moya Chen, Shuohui Chen, Christopher Dewan, Mona Diab, Xian Li, Xi Victoria Lin, Todor Mihaylov, Myle Ott, Sam Shleifer, Kurt Shuster, Daniel Simig, Punit Singh Koura, Anjali Sridhar, Tianlu Wang, and Luke Zettlemoyer. Opt: Open pre-trained transformer language models, 2022b. URL <https://arxiv.org/abs/2205.01068>.
- Ming Zhu, Aneesh Jain, Karthik Suresh, Roshan Ravindran, Sindhu Tipirneni, and Chandan K Reddy. Xlcost: A benchmark dataset for cross-lingual code intelligence. *arXiv preprint arXiv:2206.08474*, 2022.

Appendix

Table of Contents

A	Extended Discussion	17
A.1	Implication of findings	17
A.2	Possibilities of true generalization	17
A.3	Potential proxy for general coding capabilities	17
A.4	Limitations	17
A.5	Generation tendency versus generation ability	18
B	Other Related Work	18
C	Evaluation Setup	20
C.1	Sample Generation	20
C.2	Stopping Criteria	20
C.3	Code Execution	20
D	Evaluation Results on Additional Datasets	21
D.1	Multi-lingual MathQA	21
D.2	Multi-lingual HumanEval	23
E	Language “Spillover” in Training Data	24
E.1	Types of Cross-Language Data Spillover	24
E.2	Example 1: Embedded JavaScript in Python files	24
E.3	Example 2: Java and Python integration as Jython	25
F	Execution-Based Function Completion Results	26
F.1	Performance Trend with Respect to Sampling Budget	26
F.2	Performance Trend with Respect to Model Size	26
F.3	Comprehensive Sampling Results	27
G	Few-Shot Prompting	31
G.1	Evaluation Results	31
G.2	Qualitative Examples	31
H	Translation	35
H.1	Translation Results from Various Language Sources	35
H.2	Comparing translation performance of multi-lingual and mono-lingual models	37
H.3	Generated Translation Examples	40
I	Analysis: Effects of few-shot and translation prompts	42
I.1	Test case error versus non-assertion error	42
I.2	Solve rate per problem due to few-shot prompting and translation	42
J	Robustness Evaluation: r-MBXP	44
J.1	Dataset Preparation and Evaluation Setup	44
J.2	Evaluation Results	44
J.3	Qualitative Examples	45
K	Code Insertion: i-MBXP	47
K.1	Dataset Preparation	47
K.2	Evaluation Setup	47
K.3	Evaluation Results	47

K.4	Qualitative examples for i-MBXP	47
L	Code Summarization: s-MBXP	51
L.1	Dataset Preparation and Evaluation Setup	51
L.2	Evaluation Results	51
L.3	Qualitative Examples	51
M	Evaluating Public Models	56
N	Training	60
N.1	Model architecture and training details	60
N.2	Observations on validation losses versus performance	60
O	Dataset Conversion Framework	62
O.1	Supported Types of Object Conversion	62
O.2	Argument and return type deduction	62
O.3	Prompt Construction	62
O.4	Docstring and natural language conversion	62
O.5	Potential Use of Transcoder for Dataset Construction	62
P	Synthetic Canonical Solutions	64
P.1	Multi-stage data bootstrapping	64
P.2	Discussion: Ground truth assumptions of test cases	64
Q	Quality Check of Converted Datasets	65
R	Datasets	66
R.1	MBXP	66
R.2	Multi-lingual HumanEval	75
R.3	Multi-lingual MathQA	75

A EXTENDED DISCUSSION

A.1 IMPLICATION OF FINDINGS

From our findings, it is clear that a large multi-lingual model compared to multiple mono-lingual is a better choice if we are to consider deploying code generation models. This is due to the data spillover from each language source which reinforces the knowledge of the model in the multi-lingual training. However, such model needs to be of sufficient size to capture all the available knowledge. For our controlled setting, model sizes $2.7B$ and above begin to clearly outperform all mono-lingual models. It is possible that as the number of languages in the training set increase, the required size for the multi-lingual model to be superior to individual mono-lingual models can increase.

A.2 POSSIBILITIES OF TRUE GENERALIZATION

Out-of-domain evaluations from our controlled experiments reveal interesting behavior of how code in multiple languages present themselves in natural data. We hypothesize that the out-of-domain code generation abilities are mainly due to the data spillover. However, we believe it is also possible that a true generalization plays a role where the model is able to complete code in a new language that is not in the training data at all. To test this, we can design a new language which avoids the complication of data spillover in the any training dataset. We can use our framework to construct the evaluation set in such language and use it to evaluate the existing models. However, we note that such new language likely are similar to existing languages in the training set in some aspects. For instance, the control flows (if clause), loops, variable declaration, or objects such as lists or dictionaries potentially might not differ much from each component of existing languages. Even with the new language constructed, the boundary between evaluating a true generalization versus generalization between data spillover can be somewhat unclear.

A.3 POTENTIAL PROXY FOR GENERAL CODING CAPABILITIES

MBXP and other code completion benchmarks such as HumanEval measure the general understanding of basic tasks from natural language description with function signature and the model’s ability to complete such tasks. Given the description of these problems in natural language and function signature where a competent human coder can complete, this benchmark helps measure if a code generation model can perform such tasks. The scores of these evaluations can be a useful proxy for overall code capabilities if they correlate with the performance on all coding-related tasks. We believe that such correlation is possible or likely the case if the models are not trained to adapt to a specific distribution of evaluation datasets. By using these evaluations as proxies of general coding abilities, we implicitly accept the premise that zero-shot evaluation on a slice of all possible problems (the slice being MBXP, for instance) is an unbiased proxy to measure overall model’s capabilities in each language. Hence, in this paper, we particularly avoid finetuning even though results in the literature demonstrate increased performance so that the results established can be less biased towards specific kinds of coding problems and can better reflect models’ true coding capabilities.

A.4 LIMITATIONS

The proposed conversion framework is well suited for basic programming problems that are applicable to a wide set of programming languages. While the original MBPP dataset is meant for basic programming problems, some tasks can be more appropriate for certain languages than others. For instance, string manipulation problems can be naturally encountered in languages such as Python or PHP more than C++. By design, our conversion “naively” assumes that a problem is relevant to the target language which might not be true for all problems in a given dataset. That is, the scores obtained from MBXP benchmark might not align with the distribution of natural usage in different languages equally.

In addition, the programming problems in MBXP do not cover language-specific functionalities; for instance, there are no specific questions related to web development for JavaScript, or memory allocation for C++. Therefore, it can be unclear how the conclusion from MBXP benchmark transfers to coding performance in the wild given the complexity of real-world software development.

The test conversion we support are *value-oriented* which do not cover all possible types of testing. The value-oriented test performs assertion by checking if the values match. If the assertion process is more complex such as in deep integration tests with specific code packages or APIs, the conversion process is not applicable. In fact, we explicitly define the types of Python objects that we support converting from in Appendix O. We suggest that it can be beneficial to complement MBXP evaluation with other language-specific evaluation, if available.

A.5 GENERATION TENDENCY VERSUS GENERATION ABILITY

The prompts in our benchmark heavily guide the model to generate in a particular language. For example, when a prompt contains `function method_name()`, the model is highly encouraged to generate code that has such syntax, in this case PHP, but not Python where the function signature would have started with `def method_name()`. In that sense, this benchmark measures the ability of a model to conform to the guided prompt and the completion ability based on the function signature that has already started, and not necessarily the tendency to generate in particular languages. Note that without explicit guidance or special tags, models can generate code in any languages, especially multi-lingual models, which makes fair evaluation of code completion harder since we might not penalize correct code that is correct but in a different language. Our prompt format helps isolate evaluation of the generation ability in a desired language from the generation tendency. This is contrast to free-form prompt style in datasets like the original MBPP, APPs, or CodeContests where the model generates its own function signature. However, in our case, if the evaluation is out-of-domain, it is still possible that with explicit guidance of function signature, the model can still generate in a similar yet different language, as in the case of confusion between Ruby and Python with similar function signature syntax.

We also observe that while this benchmark is about generic understanding of basic programming tasks and does not particular attempt to measure the knowledge of a model in terms of specific syntax in the desired language, we observe that language-specific syntax usage typically emerge, for instance, the usage of `list.select` in Ruby, or `nums.filter` in Kotlin to select elements of a list, instead of a generic for loop. We provide sample generations for all converted languages in Section R.1.

B OTHER RELATED WORK

Code Generation Models Language models for code generation is a rising domain in recent years. CodeBERT (Feng et al., 2020) is the first BERT-based language model trained on code. GraphCodeBERT Guo et al. (2021) improves upon CodeBERT by leveraging AST and data flow. CodeT5 Wang et al. (2021) and PLBART Ahmad et al. (2021a) pretrained encoder-decoder based generative language models for code. More recently, various work have been proposed to use large language models for code generation. Codex (Chen et al., 2021) was pretrained on Python on top of GPT-3, resulting in up to 175B parameters code generation models. CodeGen (Nijkamp et al., 2022) was pretrained on multiple programming languages and optimized for conversational code generation with up to 16B parameters. InCoder (Fried et al., 2022), along with CoditT5 Zhang et al. (2022a) on a similar line of research, is able to perform program synthesis (via left-to-right generation) as well as editing (via infilling) with up to 6.7B parameters. Further, researchers also found that generic (natural) language models are also able to perform code completion to a certain degree, e.g., PaLM (Chowdhery et al., 2022) and BLOOM (Mitchell et al., 2022).

In addition, researchers proposed various ways of improving code generation models. For example, Poesia et al. (2022) propose Target Similarity Tuning for code retrieval augmentation and Constrained Semantic Decoding to improve code generation by constraining the output to a set of valid programs in the target language. Shi et al. (2022) introduce execution result-based minimum Bayes risk decoding that improves choosing a single correct program from among a generated set. Another line of work is to “repair” the generated code by language models, e.g., (Fan et al., 2022; Li et al., 2022b).

Our work is model-agnostic and complimentary to all the above works that serves as a testbed of code generation.

Code Completion Resources Many code completion evaluation benchmarks have been proposed recently, but they differ in style and focus. Lu et al. (2021) composed a token and line completion datasets in Java and Python based on existing benchmarks (Allamanis & Sutton, 2013; Raychev et al., 2016). Clement et al. (2021) presented a method generation dataset in Python based on CodeSearchNet (Husain et al., 2019). All these datasets are primarily collected from open-source projects or GitHub and focus on match-based evaluation (using n-gram metrics). In contrast to these efforts, recent works promote unit tests-based execution evaluation to assess the functional correctness of ML-based code completion techniques.

In this line of work, Austin et al. (2021) introduced the MBPP dataset focusing on basic programming problems where the prompt format consists of a natural language description and assert statements in Python. HumanEval (Chen et al., 2021) focuses on more challenging algorithmic problems with prompts containing function signatures in Python along with docstring descriptions of the problems, including test case descriptions. APPS (Hendrycks et al., 2021) and CodeContest (Li et al., 2022a) contain language-agnostic problems in algorithmic competition style and tend to be very challenging. Both datasets expect solutions (complete programs, unlike functions in other datasets) in any language that uses standard input and output to consume and return values. The output is compared directly with the expected values without test cases written in any particular language to test for correctness. In contrast, HumanEval and MBPP use test statements written directly in Python. We show all the dataset formats for comparison in Section R.1.

We find that the HumanEval format aligns best with how programmers would write in a typical coding environment; therefore, we use this format for our converted MBXP benchmark. We also convert the original Python MBPP dataset to be of this format as well for comparison consistency. Our benchmark, MBXP, is the first execution-based function completion benchmark available in multiple languages for all (or most) tasks in parallel.

Code Translation Resources Several works in the literature have developed parallel corpus to facilitate source code translation. Earlier works (Nguyen et al., 2013; Karaivanov et al., 2014) focused on building semi-automatic tools to find similar functions in Java and C# from open source projects. Subsequent works used libraries and transcompilers to construct parallel corpora in Python 2 and Python 3 (Aggarwal et al., 2015), and CoffeeScript and JavaScript (Chen et al., 2018). Among the recent works, Lachaux et al. (2020a) collected a corpus of parallel functions in Java, Python, and C++ from `GeeksforGeeks` and provided unit tests for execution-based evaluation. Very recently, Szafraniec et al. (2022) extended the dataset in Go and Rust languages. On a similar line, Zhu et al. (2022) introduce a new dataset which is parallel across 7 programming languages on both snippet level and program level based on `GeeksforGeeks` data. Another work (Ahmad et al., 2021b) aggregated a comparatively larger parallel corpus in Java and Python by collecting programming problem solutions from several sources. Different from the prior works, our proposed dataset, MBXP, covers a wide range of languages with unit tests to facilitate the evaluation of functional accuracy of ML-based code translation models.

Multi-lingual Evaluation of Code Generation Models Wang et al. (2022) proposed MCoNaLa, a multi-lingual version of CoNaLa Yin et al. (2018) in various natural languages. This is orthogonal to our work that extends multi-linguality on programming languages. Similar approaches could be applied to MBXP to expand the dataset to multiple natural languages and we leave it as one of the future directions.

C EVALUATION SETUP

C.1 SAMPLE GENERATION

We use nucleus sampling with $p = 0.95$ (Holtzman et al., 2020). For all experiments, limit the input length to be 1792 and generate up to 256 tokens. If the context exceeds 1792 tokens, we perform truncation from the left. Note that the truncation can happen more often in the case of few-shot prompting or translation settings.

C.2 STOPPING CRITERIA

We categorize languages into groups where each group has the same stopping criteria.

- Curly-brace style with standalone function: JavaScript, TypeScript, Go, Kotlin, PHP, C++, Rust. We truncate right after the closing `}` character.
- Curly-brace style with function wrapped under class: Java, C#. We truncate right after the closing `}` and add `\n}` to close the higher-level class wrapper. This is slightly different from letting the model generate a closing `}` for the wrapper class. We find that if we do let the model generate a closing `}` on its own, it can go on to generate another function, which technically should not harm the evaluation, but it can cause the generation to be too long and can hit the maximum token limit. Therefore, we find that it is fair and more efficient to close out the class right away after the current function is generation.
- Other keywords: 'end' for Ruby

Note that it is possible to extend these stopping criteria to include multi-function evaluation, where the first function can refer to other functions that follow. However, it is out of scope for this current paper.

C.3 CODE EXECUTION

We adapted the `human-eval`² repository by OpenAI which provides multi-thread execution-based evaluation framework in Python along with unbiased `pass@k` calculation. Our adaptation supports execution in all languages in MBXP where we use Python's `subprocess` to execute native command in each respective language. For instance, we execute with `node file.js` for JavaScript. The test statements for each language are such that exceptions are thrown if the test cases fail. Each task can also fail due to improper generated code that does not parse or compile. We capture the failure or success of each execution via exit code as well as standard error message for further analysis.

²<https://github.com/openai/human-eval>

D EVALUATION RESULTS ON ADDITIONAL DATASETS

D.1 MULTI-LINGUAL MATHQA

We evaluate our 13B multi-lingual and mono-lingual models on MathQA datasets in different programming languages. The original MathQA dataset was formatted to the Python version by Austin et al. (2021), after which we use our conversion framework to obtain the corresponding data in different languages for analyses. We do not leverage the training and validation sets of MathQA to finetune our models. The purpose of this evaluation is to investigate the generalization capability of our models on complex context, which requires mathematical reasoning. Similar to Section 3.2.4 and 3.3, we compare the models with respect to adding few-shot prompts, conducting canonical solution translation, as well as the normal function completion.

Table 1: Evaluating pass@100 execution scores (%) on multi-lingual MathQA using sampling with temperature=0.8

Mode	Model	Param. Size	MathQA-Python	MathQA-Java	MathQA-JS
Translate	Multi	672M	N/A	91.66	94.21
	Multi	13B	N/A	96.33	98.08
	Mono	13B	N/A	94.31	96.49
Few-shot	Multi	672M	15.61	13.54	13.54
	Multi	13B	21.50	26.21	24.96
	Mono	13B	22.78	15.29	19.33
Normal	Multi	13B	13.43	18.05	10.67
	Mono	13B	20.23	14.86	10.78

Specifically, for the few-shot setup, we prepend the first 4 examples in the MathQA training data with their canonical solutions. For MathQA-Python, the canonical solutions are given; we manually adapt the Python solutions to other languages for these four examples. For solution translation, we evaluate the models on Java and JavaScript with the Python canonical solutions given in the context. The mono-lingual models are only evaluated on the MathQA dataset of the same language.

Following findings are summarized below based on Table 1.

- Both multi-lingual and monolingual models perform very well for solution translation (>94%), probably because the solutions required for solving MathQA problems are usually simple mathematical calculations. Converting them to different languages are straightforward, if python solutions are provided.
- Prepending few-shot examples achieves better performances than normal predictions for both multi-lingual and monolingual models. As illustrated in the MathQA example in Section R.3, the context are significantly different from the training corpus. Involving a few examples from MathQA domain in the context does help alleviate the domain divergence.
- The multi-lingual models do not consistently outperform the monolingual counterparts. This may be due to the nature of MathQA problems that emphasizes the models’ mathematical reasoning capability.

Below, we present a correct prediction and a failed case for MathQA-Java examples under the translation mode. The case below demonstrates that the model understands that exponentiation in Python ($a**b$) and is able to translate to `Math.pow(a,b)`.

```

1 ----- Problem: MathQA/2 (Correct prediction)
2 ----- Python prompt+canonical Solution -----
3
4 def problem():
5     """
6     what will be the difference between simple and compound interest at 14 % per annum on a
7     sum of rs . 1000 after 4 years ? n0 = 14.0 n1 = 1000.0 n2 = 4.0
8     """
9     n0 = 14.0
10    n1 = 1000.0
11    n2 = 4.0

```

```

11     t0 = n0 / 100.0
12     t1 = t0 + 1.0
13     t2 = n1 * t0
14     t3 = n2 * t2
15     t4 = t1**min(n2, 5)
16     t5 = n1 * t4
17     t6 = t5 - n1
18     answer = t6 - t3
19     return answer

1 ----- Java prompt + Translation result -----
2
3 import java.io.*;
4 import java.lang.*;
5 import java.util.*;
6 import java.math.*;
7
8
9 class Problem {
10     /**
11      * what will be the difference between simple and compound interest at 14 % per annum on a
12      * sum of rs . 1000 after 4 years ? n0 = 14.0 n1 = 1000.0 n2 = 4.0
13      */
14     public static double problem() {
15         // n0 = 14.0
16         // n1 = 1000.0
17         // n2 = 4.0
18         double n0 = 14.0;
19         double n1 = 1000.0;
20         double n2 = 4.0;
21
22         double t0 = n0 / 100.0;
23         double t1 = t0 + 1.0;
24         double t2 = n1 * t0;
25         double t3 = n2 * t2;
26         double t4 = Math.pow(t1, Math.min(n2, 5));
27         double t5 = n1 * t4;
28         double t6 = t5 - n1;
29         double answer = t6 - t3;
30
31         return answer;
32     }
33 }

```

Illustrated by the failed example below, despite the good overall performance, the model sometimes fails to translate mathematical built-in functions from Python to Java (eg. **max** in Python vs. **Math.max** in Java). Additionally, **math.log** in Python can take a second argument for logarithmic base, while **Math.log** in Java specifically means natural logarithm, taking only one argument. The translation model ignores this difference.

```

1 ----- Problem: MathQA/1822 (Wrong prediction)
2 ----- Python prompt+canonical Solution -----
3 def problem():
4     """
5     find the least number of complete years in which a sum of money put out at 45 % compound
6     interest will be more than double of itself ? n0 = 45.0
7     """
8     import math
9     n0 = 45.0
10    t0 = n0 / 100.0
11    t1 = math.log(max(1e-5, 2.0), 2)
12    t2 = t0 + 1.0
13    t3 = math.log(max(1e-5, t2), 2)
14    t4 = t1 / t3
15    t5 = t4 + 1.0
16    answer = math.floor(t5)
17    return answer

1 ----- Java prompt+translation result -----
2
3 import java.io.*;
4 import java.lang.*;
5 import java.util.*;
6 import java.math.*;
7
8
9 class Problem {

```

```
10  /**
11  * find the least number of complete years in which a sum of money put out at 45 %
12  * compound interest will be more than double of itself ? n0 = 45.0
13  */
14  public static double problem() {
15      double n0 = 45.0;
16      double t0 = n0 / 100.0;
17      double t1 = Math.log(max(1e-5, 2.0), 2);
18      // Error: cannot find symbol "max". Also, math.log in Python can take a second
19      // argument for logarithmic base, while Math.log in Java specifically means natural
20      // logarithm, taking only one argument.
21      double t2 = t0 + 1.0;
22      double t3 = Math.log(max(1e-5, t2), 2); // Error
23      double t4 = t1 / t3;
24      double t5 = t4 + 1.0;
25      int answer = (int) Math.floor(t5);
26      return answer;
27  }
```

D.2 MULTI-LINGUAL HUMAN EVAL

We present the results on multi-lingual HumanEval in Section M using our models as well as publicly available models. We find that the results on few-shot prompting and translation are generally consistent with MBXP. Details on multi-lingual HumanEval dataset preparation can be found in Section R.2

E LANGUAGE “SPILLOVER” IN TRAINING DATA

Our evaluation indicates that code generation models typically have out-of-domain generalization performance (see Section 3.2). We hypothesize that it is due to the effect of data spillover that are quite common especially in cross-lingual code projects where each file can have multiple languages present. In this section, we provide discussion and examples of such cross-lingual code occurrences.

E.1 TYPES OF CROSS-LANGUAGE DATA SPILLOVER

We provide discussion on types of data observed for code in the wild where multiple languages can co-occur. In particular, there are four categories:

1. Source code from two programming languages occurring in the same file via explicit language embedding mechanism other than “putting code in strings”. There are actually two categories — “deep” and “shallow” embeddings of the guest language into the host language. A good example of this in Python is <https://nyu-cds.github.io/python-numba/05-cuda/> which uses python syntax but does not have the semantics of the corresponding python program.
2. Source code from two programming languages occurring in the same file, where the “guest language” is included in the “host language” via the host language’s string type. Most web code will fit in this category, but also stuff like code generators (e.g. <https://github.com/LS-Lab/KeyMaeraX-release/blob/master/keymaerax-webui/src/main/scala/edu/cmu/cs/ls/keymaerax/codegen/CExpression.scala>)
3. Source code from two programming languages occurring in the same project, but always in separate files. This is another potential source of cross-lingual data, but it does not apply to the models trained in our paper since we filter languages per file, not per project.
4. Combinations of programming languages via a Foreign Function Interface, where the host language does not explicitly use any source code from the source language but does, e.g., refer to identifiers or function names in compiled bytecode.

E.2 EXAMPLE 1: EMBEDDED JAVASCRIPT IN PYTHON FILES

The example below taken from https://github.com/brython-dev/brython/blob/master/scripts/make_encoding_js.py#L30 shows JavaScript written in Python strings throughout the code file `make_encoding_js.py`.

```

1 """Create a Javascript script to encode / decode for a specific encoding
2 described in a file available at
3 \protect\vrule width0pt\protect\href{http://unicode.org/Public/MAPPINGS/VENDORS/MICSFT/WINDOWS
4 <ENCODING>{http://unicode.org/Public/MAPPINGS/VENDORS/MICSFT/WINDOWS/<ENCODING>}.TXT
5 """
6 import os
7 import re
8 import json
9 import urllib.request
10
11 line_re = re.compile("^(0x[A-Z0-9+])\s+(0x[A-Z0-9+])*", re.M)
12
13 tmpl = "http://unicode.org/Public/MAPPINGS/VENDORS/MICSFT/WINDOWS/{}.TXT"
14 encoding = input("Encoding name: ")
15 req = urllib.request.urlopen(tmpl.format(encoding.upper()))
16 data = req.read().decode("ascii")
17
18 root_dir = os.path.dirname(os.path.dirname(__file__))
19 libs_dir = os.path.join(root_dir, "www", "src", "libs")
20 filename = os.path.join(libs_dir, f"encoding_{encoding.lower()}.js")
21 with open(filename, "w", encoding="utf-8") as out:
22     out.write("var _table = [")
23     for line in data.split("\n"):
24         mo = line_re.match(line)
25         if mo:
26             key, value = mo.groups()
27             out.write(f"{key}, {value or -1},")
28     out.write("]\n")

```

```

29 out.write("var decoding_table = [],\n    encoding_table = []\n")
30 out.write("""for(var i = 0, len = _table.length; i < len; i += 2){
31 var value = _table[i + 1]
32 if(value !== null){
33     encoding_table[value] = _table[i]
34 }
35 decoding_table[_table[i]] = _table[i + 1]
36 }
37 $module = {encoding_table, decoding_table}
38 """)

```

A simple search query³ on Github can reveal multiple other examples.

E.3 EXAMPLE 2: JAVA AND PYTHON INTEGRATION AS JYTHON

This example is taken from <https://jython.readthedocs.io/en/latest/JythonAndJavaIntegration/> which shows a combination of Java and Python code in a cross-lingual project Jython.

```

1 from org.jython.book.interfaces import CostCalculatorType
2
3 class CostCalculator(CostCalculatorType, object):
4     ''' Cost Calculator Utility '''
5
6     def __init__(self):
7         print 'Initializing'
8         pass
9
10    def calculateCost(self, salePrice, tax):
11        return salePrice + (salePrice * tax)
12
13 package org.jython.book.interfaces;
14
15 public interface CostCalculatorType {
16
17     public double calculateCost(double salePrice, double tax);
18
19 }
20
21 import java.io.IOException;
22 import java.util.logging.Level;
23 import java.util.logging.Logger;
24 import org.plyjy.factory.JythonObjectFactory;
25
26 public class Main {
27
28     public static void main(String[] args) {
29
30         JythonObjectFactory factory = JythonObjectFactory.getInstance();
31         CostCalculatorType costCalc = (CostCalculatorType) factory.createObject(
32             CostCalculatorType.class, "CostCalculator");
33         System.out.println(costCalc.calculateCost(25.96, .07));
34     }
35 }
36 }

```

³<https://github.com/search?q=var+function+extension%3Apy+language%3APython+language%3APython&type=Code&ref=advsearch&l=Python&l=Python>

F EXECUTION-BASED FUNCTION COMPLETION RESULTS

F.1 PERFORMANCE TREND WITH RESPECT TO SAMPLING BUDGET

We show performance trends versus sampling budget k for the 13B multi-lingual model in the canonical function completion setting. Note that with few-shot prompting and translation settings, the sampling efficiency trends also hold, but we do not display the results for brevity.

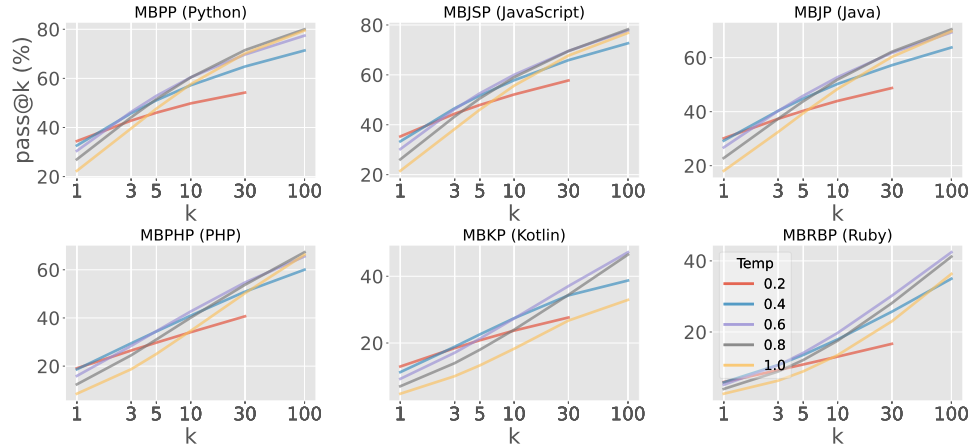
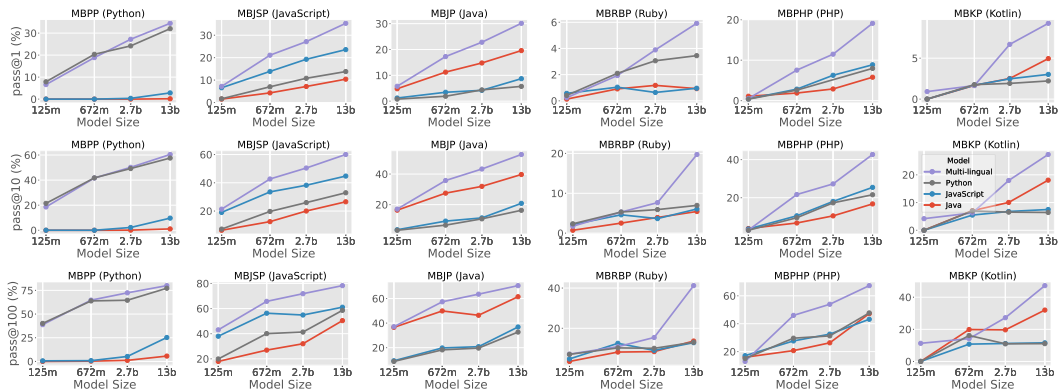


Figure 8: Performance trend for different temperatures on our 13B model for the canonical function completion setting.

F.2 PERFORMANCE TREND WITH RESPECT TO MODEL SIZE

Figure 9 shows $\text{pass}@1$, $\text{pass}@10$, and $\text{pass}@100$ for many evaluation datasets in MBXP. We can observe that the trends for $\text{pass}@k$ for different k are consistent, but simply different in terms of scale for scores. That is, the observation that multi-lingual models begin to clearly outperform mono-lingual models when the model size becomes sufficiently large holds for any k .



(a) MBPP (in) (b) MBJSP (in) (c) MBJP (out) (d) MBRBP (out) (e) MBPHP (out) (f) MBPHP (out)

Figure 9: Performance trend with respect to model sizes for the following settings: $\text{pass}@1$ with temperature 0.2, $\text{pass}@10$ with temperature 0.6 and $\text{pass}@100$ with temperature 0.8.

F.3 COMPREHENSIVE SAMPLING RESULTS



Figure 10: pass@k trends for 125M monlingual and multi-lingual models for in-domain and out-of-domain languages.

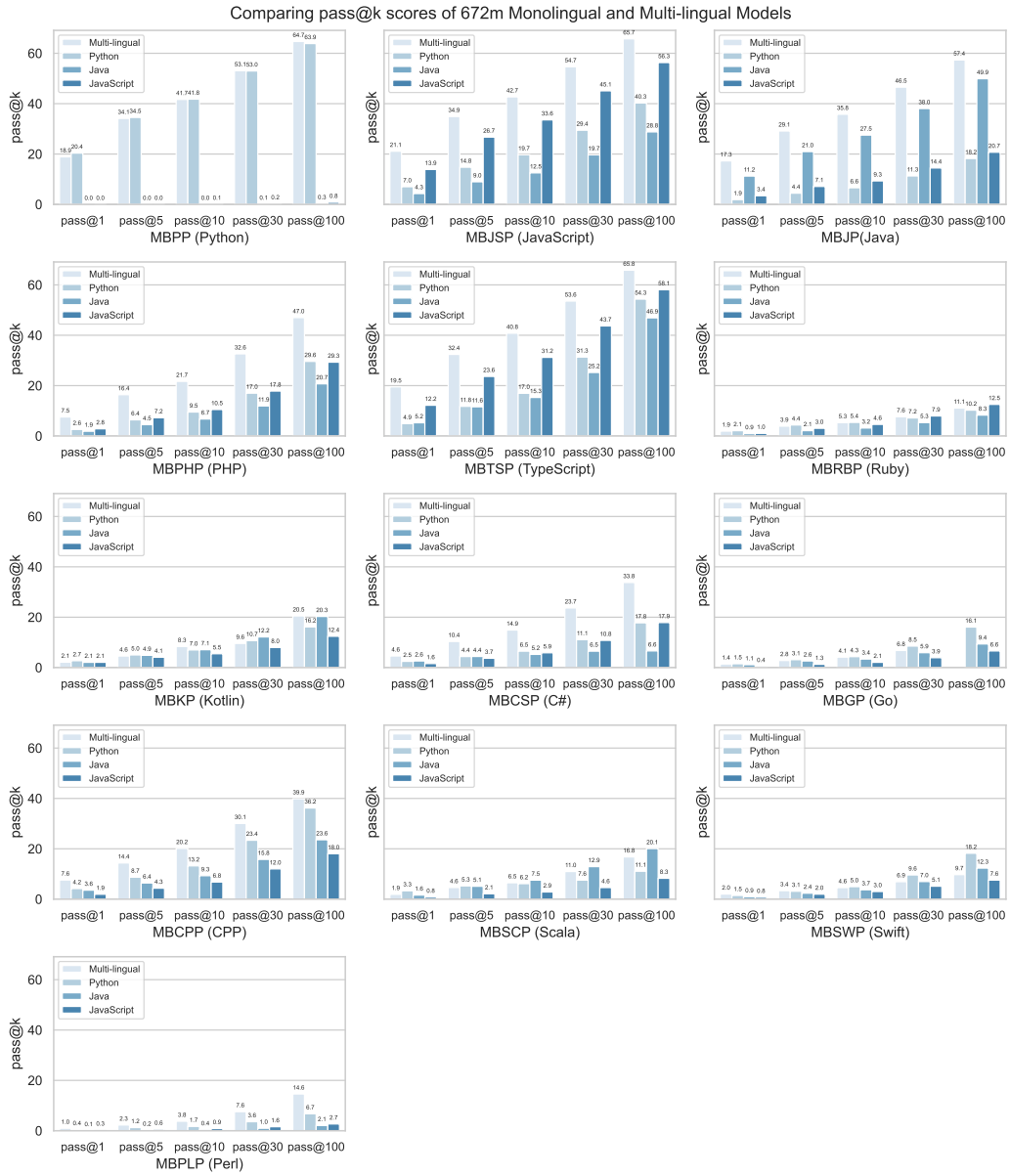


Figure 11: pass@k trends for 672M monolingual and multi-lingual models for in-domain and out-of-domain languages.

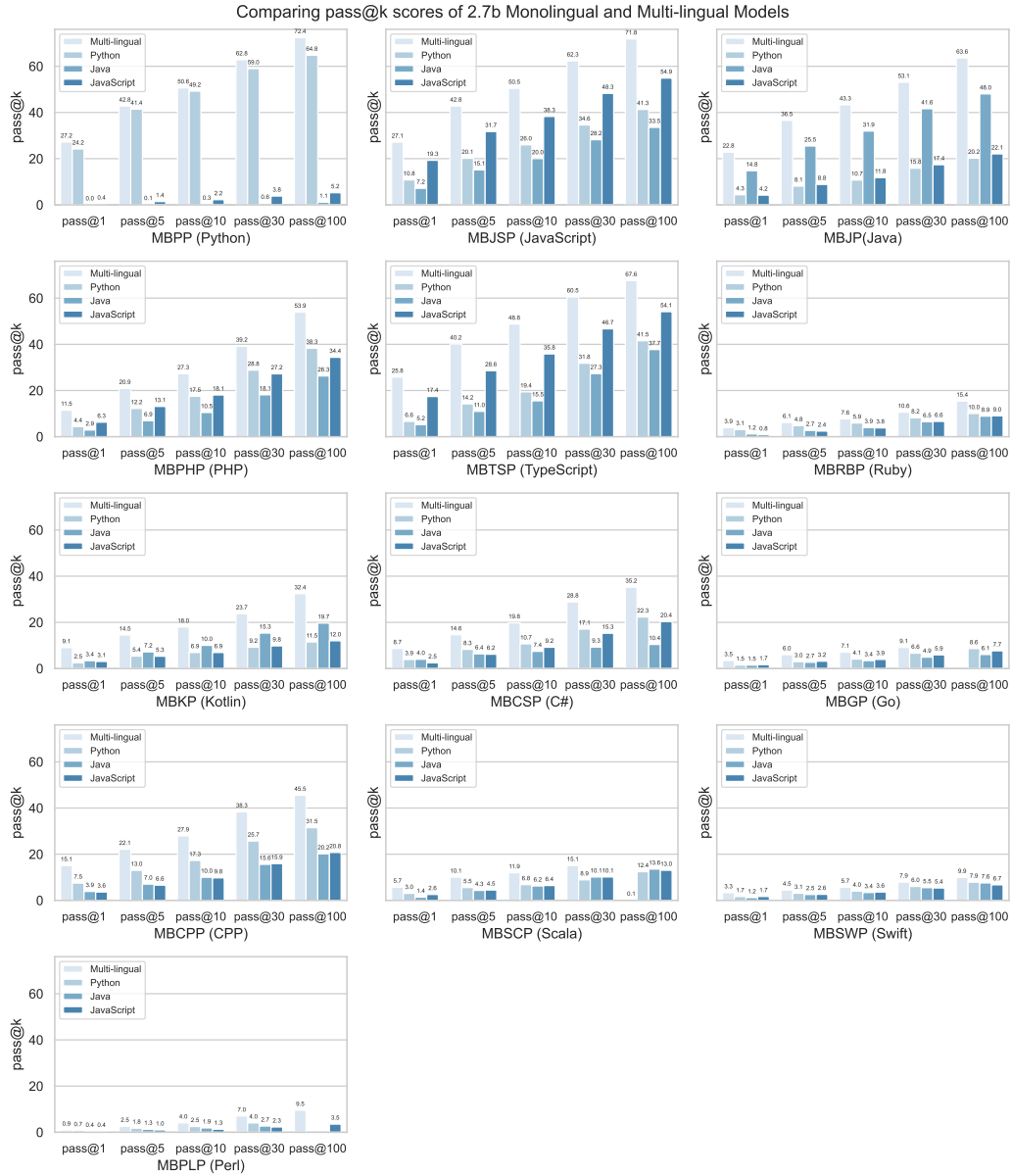


Figure 12: pass@k trends for 2.7B monolingual and multi-lingual models for in-domain and out-of-domain languages.

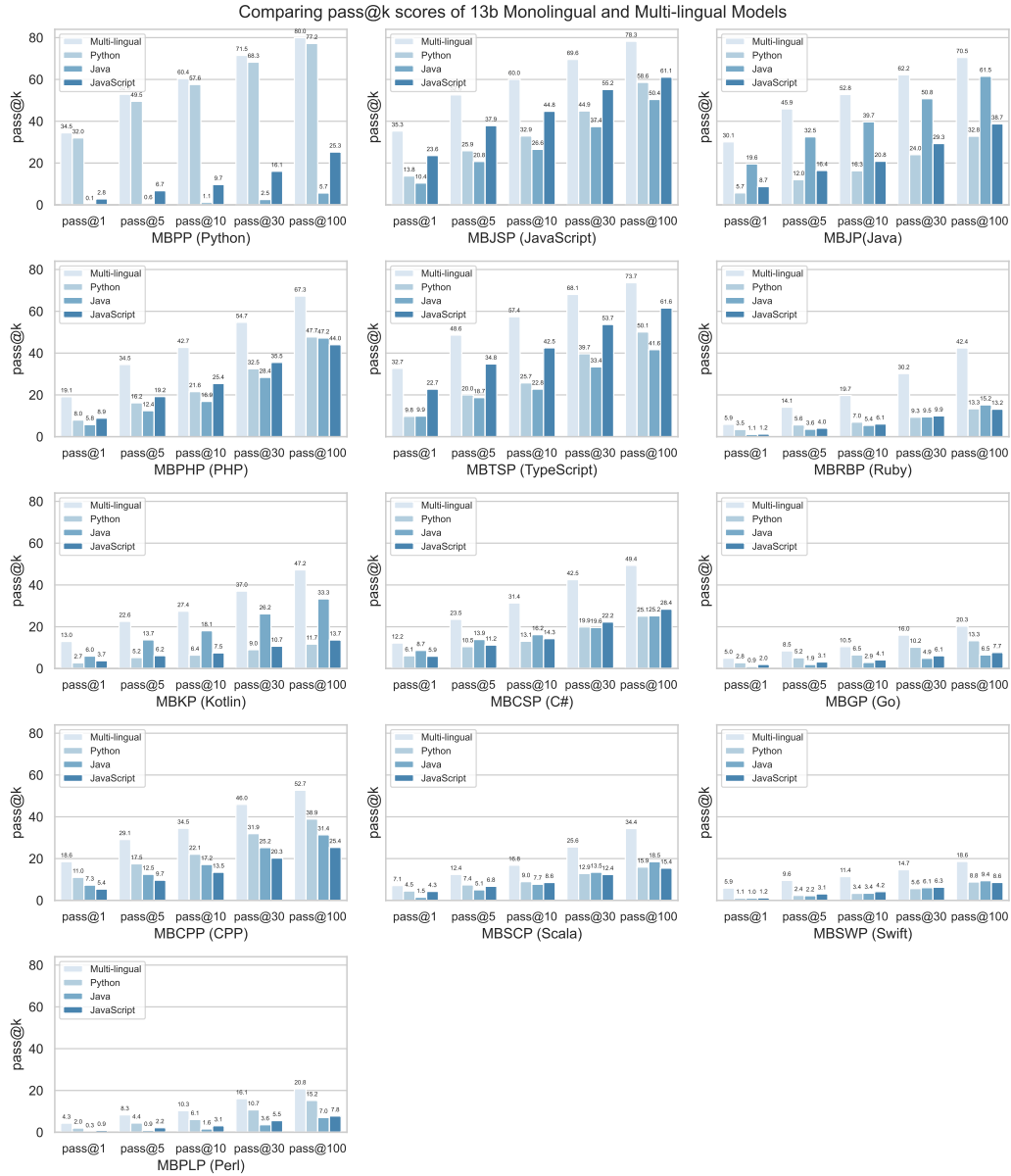


Figure 13: pass@k trends for 13B monolingual and multi-lingual models for in-domain and out-of-domain languages.

G FEW-SHOT PROMPTING

In this section, we present more detailed results on few-shot prompting with prompt consisting of three correct functions from the respective MBXP dataset. The few-shot prompts are selected from three correct samples for each language. We note that this gives an automatic performance gain of roughly 0.3% since there are ≈ 1000 cases for each evaluation language. However, this is quite small compared to the gains observed. We do not tune on the few-shot examples selected; that is, these examples are chosen once and fixed for all usage. It is possible that this can be further tuned, such as the case of prompt engineering in the literature.

G.1 EVALUATION RESULTS

From Figure 14, we observe that the performance gain is quite clear especially for out-of-domain languages (pass@1 with temperature 0.2). In some cases, there are large performance boosts for mono-lingual models evaluated on out-of-domain languages. For instance, with few-shot prompting, the pass@1 of the 13B Python model evaluated on MBJP increases from 5.7% to 10.3%. Similarly, the pass@1 of the 13B multi-lingual model increases from 5.9% to 12.2% with few-shot prompting.

G.2 QUALITATIVE EXAMPLES

We demonstrate the few-shot prompts for select languages. Each of these prompts precede the function completion prompt for each evaluation.

G.2.1 PYTHON FEW-SHOT PROMPT

```

1 def find_char_long(text):
2     """
3     Write a function to find all words which are at least 4 characters long in a string by
4     using regex.
5     >>> find_char_long('Please move back to stream')
6     ['Please', 'move', 'back', 'stream']
7     >>> find_char_long('Jing Eco and Tech')
8     ['Jing', 'Tech']
9     >>> find_char_long('Jhingai wulu road Zone 3')
10    ['Jhingai', 'wulu', 'road', 'Zone']
11    """
12    import re
13    return re.findall(r"\b\w{4,}\b", text)
14
15
16 def square_nums(nums):
17     """
18     Write a function to find squares of individual elements in a list using lambda function.
19     >>> square_nums([1, 2, 3, 4, 5, 6, 7, 8, 9, 10])
20     [1, 4, 9, 16, 25, 36, 49, 64, 81, 100]
21     >>> square_nums([10,20,30])
22     ([100,400,900])
23     >>> square_nums([12,15])
24     ([144,225])
25     """
26    return list(map(lambda x: x**2, nums))
27
28
29 def test_duplicate(arraynums):
30     """
31     Write a function to find whether a given array of integers contains any duplicate element.
32     >>> test_duplicate([1,2,3,4,5])
33     False
34     >>> test_duplicate([1,2,3,4, 4])
35     True
36     >>> test_duplicate([1,1,2,2,3,3,4,4,5])
37     True
38     """
39    if len(arraynums) == len(set(arraynums)):
40        return False
41    else:
42        return True

```

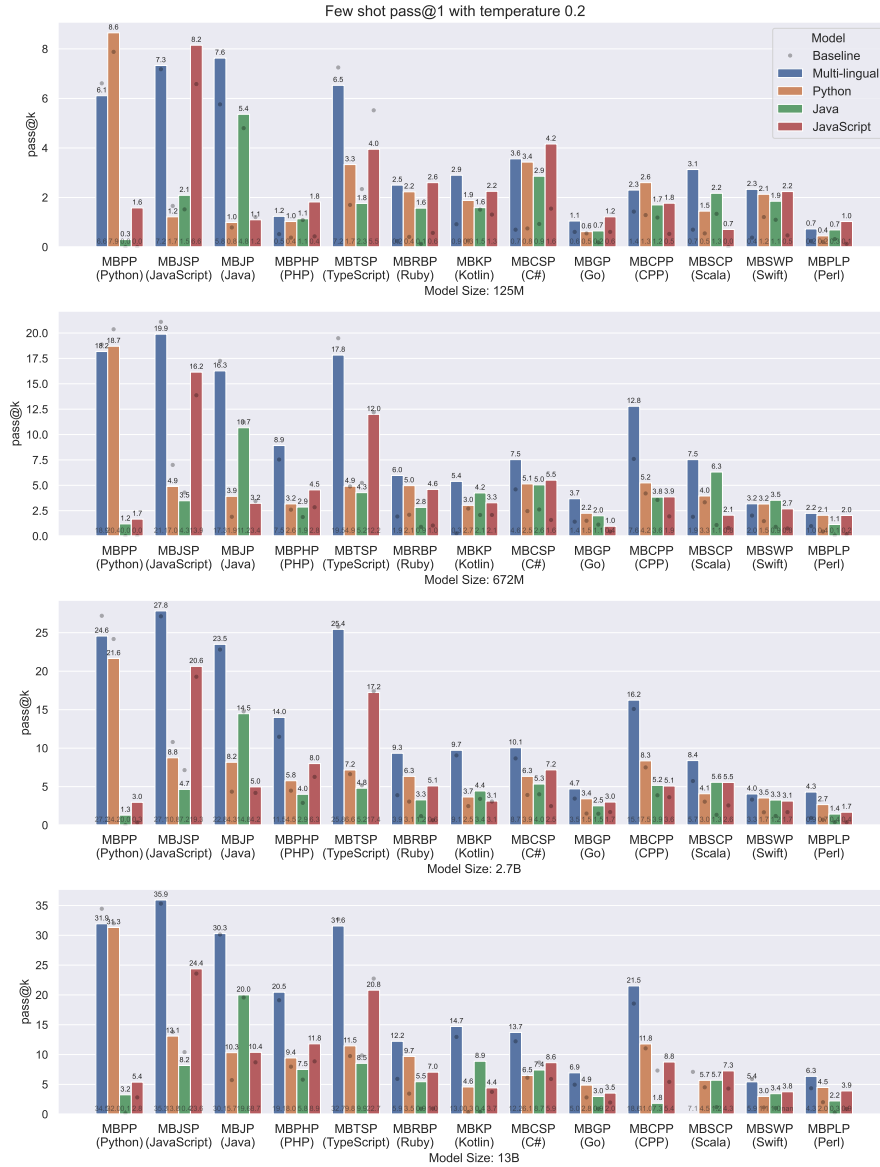


Figure 14: Performance difference due to few-shot prompting (pass@1 with temperature 0.2).

G.2.2 JAVASCRIPT FEW-SHOT PROMPT

```

1 /**
2  * Write a javascript function to identify non-prime numbers.
3  * > isNotPrime(2)
4  * false
5  * > isNotPrime(10)
6  * true
7  * > isNotPrime(35)
8  * true
9  */
10 function isNotPrime(n) {
11     for (let i = 2; i < n; i++) {
12         if (n % i === 0) {
13             return true;
14         }
15     }
16     return false;
17 }
18
19 /**
20  * Write a javascript function to remove all digits from a list of strings.
21  * > remove(["4words", "3letters", "4digits"])
22  * ["words", "letters", "digits"]
23  * > remove(["28Jan", "12Jan", "11Jan"])
24  * ["Jan", "Jan", "Jan"]
25  * > remove(["wonder1", "wonder2", "wonder3"])
26  * ["wonder", "wonder", "wonder"]
27  */
28 function remove(list) {
29     return list.map(item => item.replace(/\d+/g, ''));
30 }
31
32 /**
33  * Write a javascript function to determine whether all the numbers are different from each
34  * other are not.
35  * > testDistinct([1, 5, 7, 9])
36  * true
37  * > testDistinct([2, 4, 5, 5, 7, 9])
38  * false
39  * > testDistinct([1, 2, 3])
40  * true
41  */
42 function testDistinct(data) {
43     return data.every((item, index) => {
44         return data.indexOf(item) === index;
45     });
46 }

```

G.2.3 PHP FEW-SHOT PROMPT

```

1 <?php
2
3 /**
4  * You are an expert PHP programmer, and here is your task.
5  * Write a function of recursion list sum.
6  * php > recursiveListSum([1, 2, [3, 4], [5, 6]])
7  * 21
8  * php > recursiveListSum([7, 10, [15, 14], [19, 41]])
9  * 106
10 * php > recursiveListSum([10, 20, [30, 40], [50, 60]])
11 * 210
12 */
13 function recursiveListSum($dataList) {
14     $sum = 0;
15     $i = 0;
16     foreach ($dataList as $item) {
17         if (is_array($item)) {
18             $sum += recursiveListSum($item);
19         } else {
20             $sum += $item;
21         }
22     }
23     return $sum;
24 }
25
26 /**
27  * You are an expert PHP programmer, and here is your task.
28  * Write function to find the sum of all items in the given dictionary.

```

```

29 * php > returnSum(["a" => 100, "b" => 200, "c" => 300])
30 * 600
31 * php > returnSum(["a" => 25, "b" => 18, "c" => 45])
32 * 88
33 * php > returnSum(["a" => 36, "b" => 39, "c" => 49])
34 * 124
35 */
36 function returnSum($dict) {
37     $sum = 0;
38     foreach ($dict as $key => $value) {
39         $sum += $value;
40     }
41     return $sum;
42 }
43
44 /**
45 * You are an expert PHP programmer, and here is your task.
46 * Write a function to find squares of individual elements in a list using lambda function.
47 * php > squareNums([1, 2, 3, 4, 5, 6, 7, 8, 9, 10])
48 * [1, 4, 9, 16, 25, 36, 49, 64, 81, 100]
49 * php > squareNums([10, 20, 30])
50 * [100, 400, 900]
51 * php > squareNums([12, 15])
52 * [144, 225]
53 */
54 function squareNums($nums) {
55     $squares = [];
56     foreach ($nums as $num) {
57         $squares[] = $num * $num;
58     }
59     return $squares;
60 }
61
62 ?>
63 </s>

```

G.2.4 RUBY FEW-SHOT PROMPT

```

1 ##
2 # You are an expert Ruby programmer, and here is your task.
3 # Write a Ruby function to remove all digits from a list of strings.
4 # irb> remove(["4words", "3letters", "4digits"])
5 # => ["words", "letters", "digits"]
6 # irb> remove(["28Jan", "12Jan", "11Jan"])
7 # => ["Jan", "Jan", "Jan"]
8 # irb> remove(["wonder1", "wonder2", "wonder3"])
9 # => ["wonder", "wonder", "wonder"]
10 def remove(list)
11     return list.map { |word| word.gsub(/\d+/, '') }
12 end
13
14 ##
15 # You are an expert Ruby programmer, and here is your task.
16 # Write a Ruby function to remove even numbers from a given list.
17 # irb> remove_even([1, 3, 5, 2])
18 # => [1, 3, 5]
19 # irb> remove_even([5, 6, 7])
20 # => [5, 7]
21 # irb> remove_even([1, 2, 3, 4])
22 # => [1, 3]
23 def remove_even(l)
24     return l.reject {|x| x % 2 == 0}
25 end
26
27 ##
28 # You are an expert Ruby programmer, and here is your task.
29 # Write a Ruby function to find the minimum of two numbers.
30 # irb> minimum(1, 2)
31 # => 1
32 # irb> minimum(-5, -4)
33 # => -5
34 # irb> minimum(0, 0)
35 # => 0
36 def minimum(a, b)
37     return a < b ? a : b
38 end

```


H TRANSLATION

H.1 TRANSLATION RESULTS FROM VARIOUS LANGUAGE SOURCES

In this section, we show translation results using (1) multi-lingual and mono-lingual models of various scales and (2) three different languages as source solutions (Python, Java, JavaScript). We note that the canonical solutions from Java and JavaScript are from the data bootstrapping using a separately trained model, as detailed in Section P. For tasks that we do not have solutions for, we do not prepend anything to the usual target-language prompt.

While the training data can potentially consist of translation-like data which allow the model to perform zero-shot translation, we do not know the volume of such translation-related data and suspect such volume to be low. In addition, the model is not trained specifically on certain languages such as Kotlin or PHP for multi-lingual models, or even on Java for Python-only models, for instance.

Figures 15 illustrate the zero-shot translation results for multi-lingual, Python, JavaScript and Java mono-lingual models respectively. In most settings, we observe improvements due to zero-shot translation over the baseline.

Out-of-domain evaluation languages benefit more from translation We can observe consistent performance gains due to translation as opposed to without using reference solution. The performance gain is drastic in certain cases. For example, for Ruby, the 13B multi-lingual model obtains 5.9% pass@1 in the normal mode and 15.9% in the translation mode with JavaScript as a source language, or for PHP, the performance improvement is from 19.1% to 46.5% with Java as a source language.

Effects of language compatibility or affinity for zero-shot translation Based on the trends of performance gains from the translation settings, we observe that different source languages have unequal effects as reference solutions. For instance, based on the multi-lingual 672M and 13B models, Java is the source language that yields the highest performance for MBPHP, whereas JavaScript seems to be the best for MBRBP and MBKP. These compatibility trends can change slightly but are roughly consistent. For instance, for MBJSP, JavaScript is the best source language for the 13B JavaScript and Java monolingual models, whereas Python is the best source language for MBJSP in many other settings. However, for MBKP and MBRBP, JavaScript consistently is the best source language across all model types. We summarize the best model types for each evaluation set below in Table 2. We observe that it is not necessarily the source languages that are closest in syntax that is the best source language, since it has potential to confuse the models during translation and lead the model to generate in an incorrect syntax.

Table 2: Source language that yields the best zero-shot translation scores for each evaluation language

Evaluation Dataset	Model Type			
	Multi-lingual	Python	JavaScript	Java
MBPP	None or Java	Java	Java	Python
MBJP	Python	Python	None or Python	Python
MBJSP	Python or Java	Python	Java	Java
MBPHP	Java	Python	Java	Java or JavaScript
MHRBP	JavaScript	JavaScript	JavaScript	JavaScript
MBKP	JavaScript	JavaScript or Python	JavaScript	JavaScript

We provide some examples in Section H.3.

Mono-lingual versus multi-lingual models For mono-lingual models, we observe large performance boost, partly due to mono-lingual models not performing well for baseline to start with.

Trends with respect to model sizes Larger models typically perform better, as observed in the normal code completion case and also in the translation case as well.

Model knowledge of source language versus target language It is likely the case that the knowledge of the target language is more important than the source language for translation performance. We note that Python model obtains high scores with translation on MBJSP with Python as source

(13.8% \rightarrow 30.7%). JavaScript model also obtains high scores with translation on MBJSP with Python as source, with better performance compared to Python model, which is in part due to better baseline performance to start with (23.3% \rightarrow 32.8%).

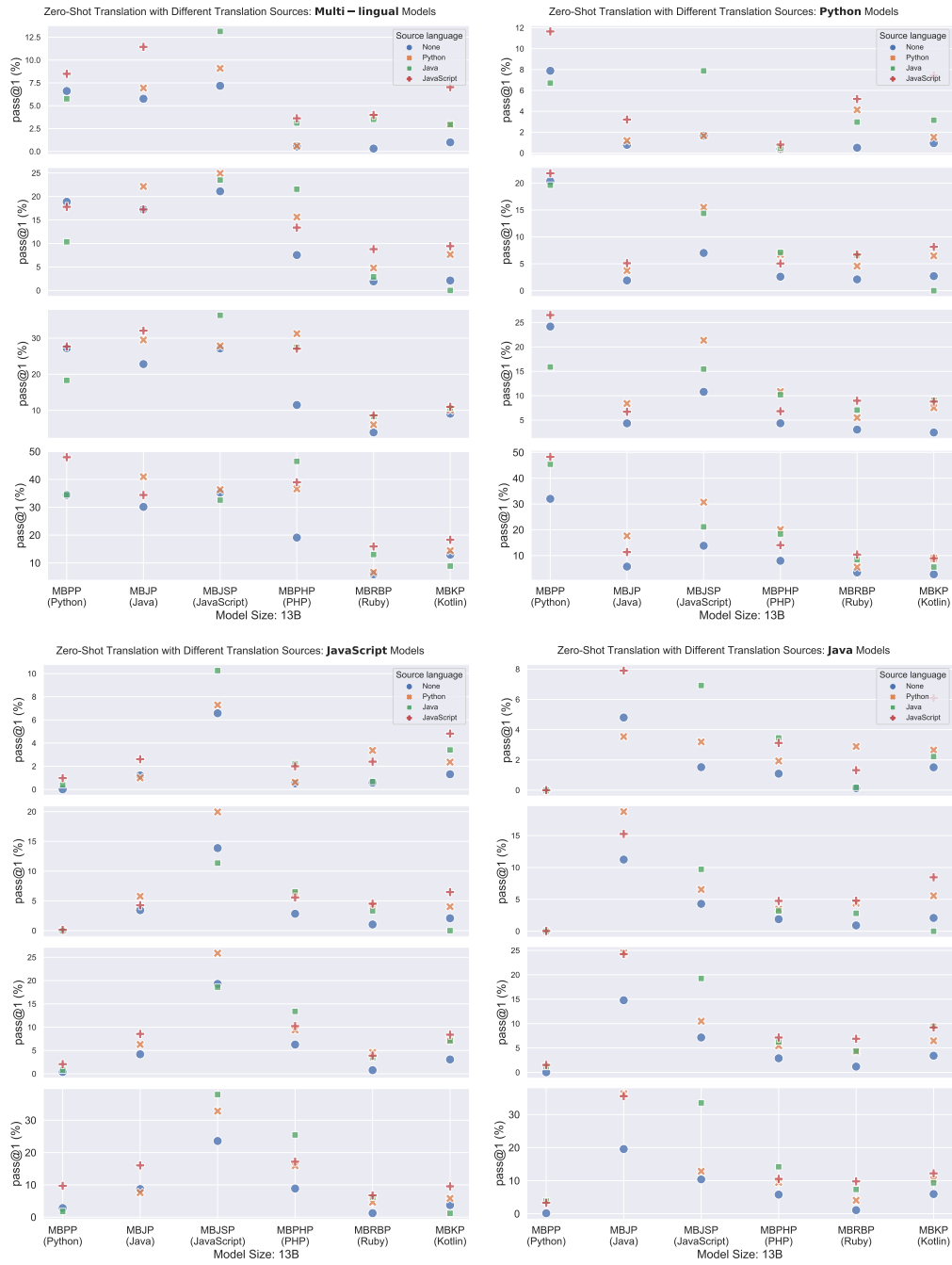


Figure 15: Zero-Shot Translation with Translation Sources from Different Languages: Multi-lingual Models

H.2 COMPARING TRANSLATION PERFORMANCE OF MULTI-LINGUAL AND MONO-LINGUAL MODELS

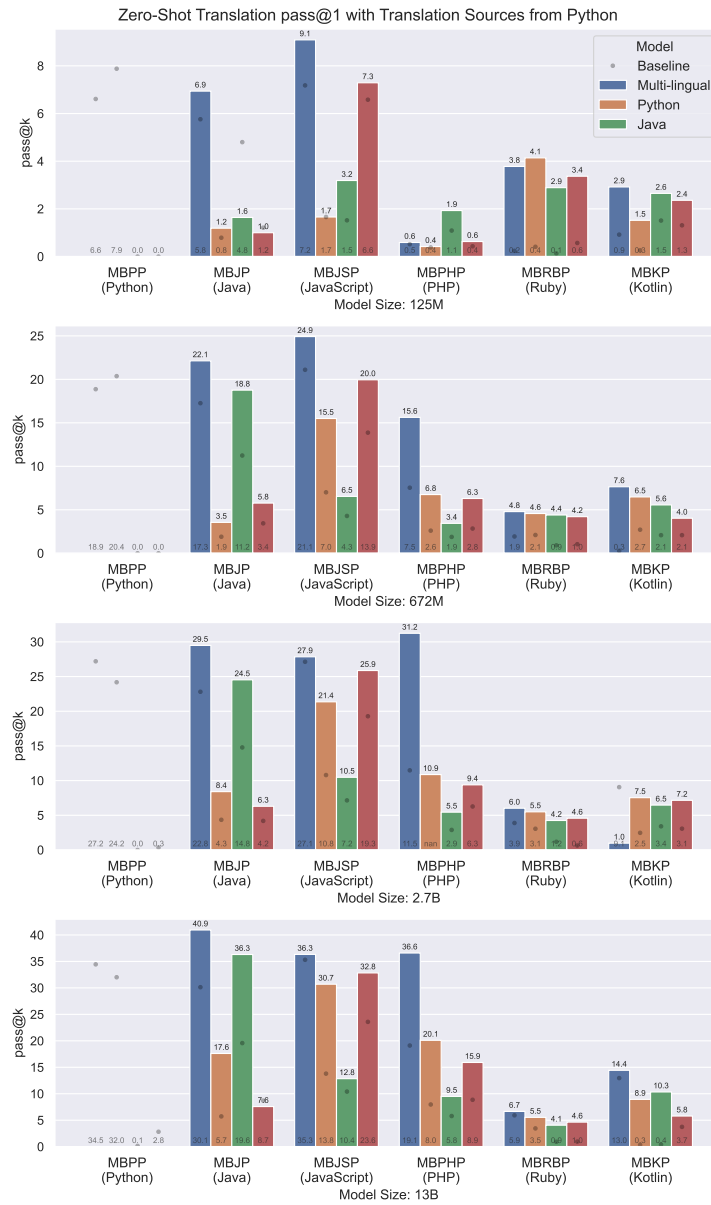


Figure 16: Translation performance compared to baseline (dot) for multi- and mono-lingual models, with Python as a source language.

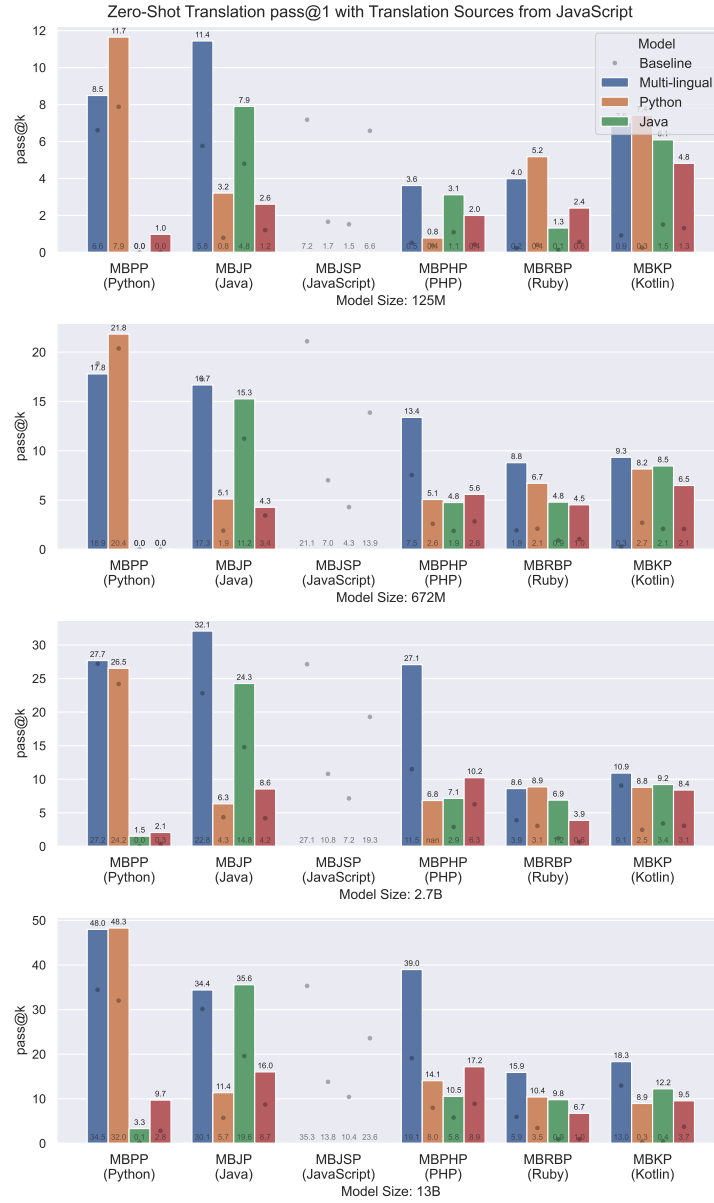


Figure 17: Translation performance compared to baseline (dot) for multi- and mono-lingual models, with JavaScript as a source language.

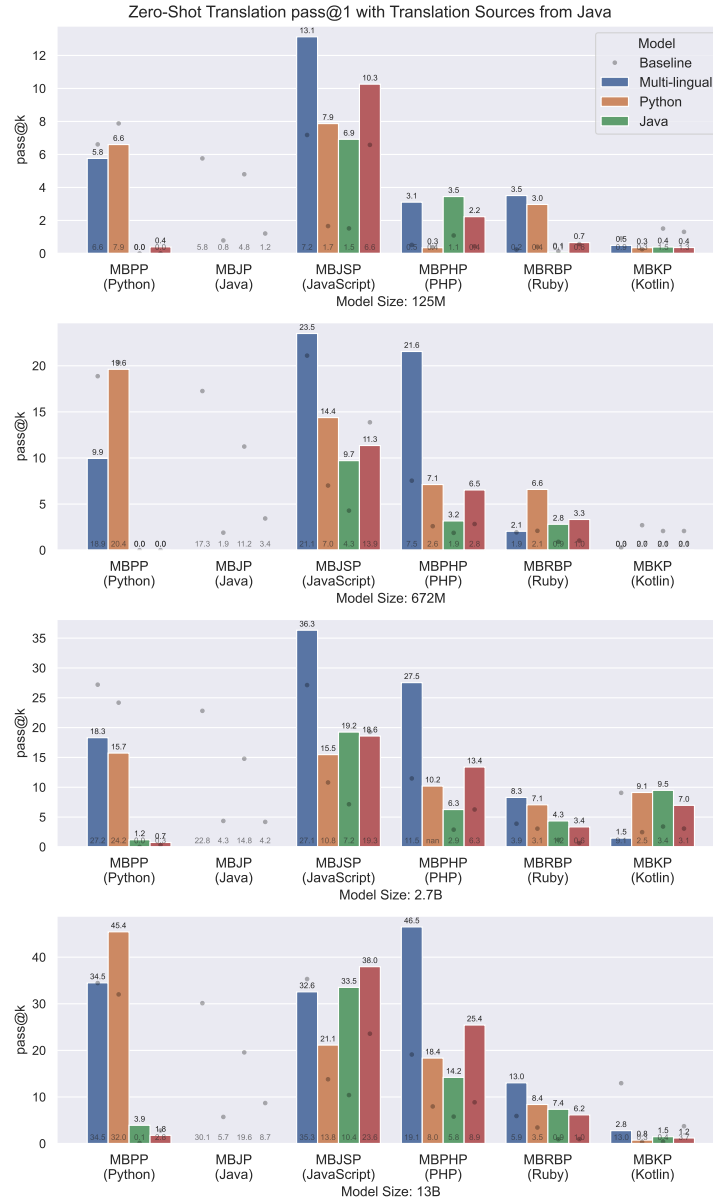


Figure 18: Translation performance compared to baseline (dot) for multi- and mono-lingual models, with Java as a source language.

H.3 GENERATED TRANSLATION EXAMPLES

H.3.1 MBPHP (PHP)

```

1 def find_Sum(arr,n):
2     """
3     Write a python function to find the sum of repeated elements in a given array.
4     >>> find_Sum([1,2,3,1,1,4,5,6],8)
5     3
6     >>> find_Sum([1,2,3,1,1],5)
7     3
8     >>> find_Sum([1,1,2],3)
9     2
10    """
11
12    return sum([x for x in arr if arr.count(x) > 1])
13
14 <?php
15
16 /**
17  * You are an expert PHP programmer, and here is your task.
18  * Write a PHP function to find the sum of repeated elements in a given array.
19  * php > findSum([1, 2, 3, 1, 1, 4, 5, 6], 8)
20  * 3
21  * php > findSum([1, 2, 3, 1, 1], 5)
22  * 3
23  * php > findSum([1, 1, 2], 3)
24  * 2
25  */
26 function findSum($arr, $n) {
27     $count = array_count_values($arr);
28     return array_sum(array_filter($arr, function ($value) use ($count) {
29         return $count[$value] > 1;
30     }));
31 }

1 def find_Product(arr,n):
2     """
3     Write a python function to find the product of non-repeated elements in a given array.
4     >>> find_Product([1,1,2,3],4)
5     6
6     >>> find_Product([1,2,3,1,1],5)
7     6
8     >>> find_Product([1,1,4,5,6],5)
9     120
10    """
11
12    arr.sort()
13    prod = 1
14    for i in range(0,n,1):
15        if (arr[i - 1] != arr[i]):
16            prod = prod * arr[i]
17    return prod;
18
19 <?php
20
21 /**
22  * You are an expert PHP programmer, and here is your task.
23  * Write a PHP function to find the product of non-repeated elements in a given array.
24  * php > findProduct([1, 1, 2, 3], 4)
25  * 6
26  * php > findProduct([1, 2, 3, 1, 1], 5)
27  * 6
28  * php > findProduct([1, 1, 4, 5, 6], 5)
29  * 120
30  */
31 function findProduct($arr, $n) {
32     $arr = array_unique($arr);
33     $prod = 1;
34     foreach($arr as $key => $value) {
35         if($key == 0 || $value != $arr[$key - 1]) {
36             $prod = $prod * $value;
37         }
38     }
39     return $prod;
40 }

```

H.3.2 MBRBP (RUBY)

```

1 /**
2  * Write a javascript function to find the element occurring odd number of times.
3  * > getOddOccurrence([1, 2, 3, 1, 2, 3, 1], 7)
4  * 1
5  * > getOddOccurrence([1, 2, 3, 2, 3, 1, 3], 7)
6  * 3
7  * > getOddOccurrence([2, 3, 5, 4, 5, 2, 4, 3, 5, 2, 4, 4, 2], 13)
8  * 5
9  */
10 function getOddOccurrence(arr, arrSize) {
11
12     for i in range(0, arr_size):
13         count = 0
14         for j in range(0, arr_size):
15             if arr[i] == arr[j]:
16                 count += 1
17             if count % 2 != 0:
18                 return arr[i]
19         return -1
20
21
22 ##
23 # You are an expert Ruby programmer, and here is your task.
24 # Write a Ruby function to find the element occurring odd number of times.
25 # irb> get_odd_occurrence([1, 2, 3, 1, 2, 3, 1], 7)
26 # => 1
27 # irb> get_odd_occurrence([1, 2, 3, 2, 3, 1, 3], 7)
28 # => 3
29 # irb> get_odd_occurrence([2, 3, 5, 4, 5, 2, 4, 3, 5, 2, 4, 4, 2], 13)
30 # => 5
31
32 def get_odd_occurrence(arr, arr_size)
33     occurrences = Hash.new
34     for i in 0..arr_size
35         occurrences[arr[i]] ||= 0
36         occurrences[arr[i]] += 1
37     end
38     result = nil
39     occurrences.each_pair do |k, v|
40         if v % 2 != 0 && result == nil
41             result = k
42         end
43     end
44     result
45
46 end

```

H.3.3 MBKP (KOTLIN)

```

1 def sort_matrix(M):
2     """
3     Write a function to sort a given matrix in ascending order according to the sum of its
4     rows.
5     >>> sort_matrix([[1, 2, 3], [2, 4, 5], [1, 1, 1]])
6     [[1, 1, 1], [1, 2, 3], [2, 4, 5]]
7     >>> sort_matrix([[1, 2, 3], [-2, 4, -5], [1, -1, 1]])
8     [[-2, 4, -5], [1, -1, 1], [1, 2, 3]]
9     >>> sort_matrix([[5,8,9],[6,4,3],[2,1,4]])
10    [[2, 1, 4], [6, 4, 3], [5, 8, 9]]
11    """
12    result = sorted(M, key=sum)
13    return result
14
15 /**
16  * You are an expert Kotlin programmer, and here is your task.
17  * Write a function to sort a given matrix in ascending order according to the sum of its rows
18  * .
19  * >>> sortMatrix([[1, 2, 3], [2, 4, 5], [1, 1, 1]])
20  * [[1, 1, 1], [1, 2, 3], [2, 4, 5]]
21  * >>> sortMatrix([[1, 2, 3], [-2, 4, -5], [1, -1, 1]])
22  * [[-2, 4, -5], [1, -1, 1], [1, 2, 3]]
23  * >>> sortMatrix([[5, 8, 9], [6, 4, 3], [2, 1, 4]])
24  * [[2, 1, 4], [6, 4, 3], [5, 8, 9]]
25  */
26 fun sortMatrix(m : List<List<Int>>) : List<List<Int>> {
27     return m.sortedBy { it.sum() }
28 }

```

I ANALYSIS: EFFECTS OF FEW-SHOT AND TRANSLATION PROMPTS

Below, we show an extended version of the analysis in main text (Figure 6) where we demonstrate the differences in qualitative behaviors of few-shot prompting versus translation settings and their effects on helping the usual function completion task. The differences in these two modes are simply the prompts the precede the function completion prompt. That is, the few-shot setting uses 3 examples in the corresponding language and the translation mode uses the solution from the same problem in a different language. The translation setting helps the model solve difficult tasks that are very difficult to solve without a reference solution (Figure 21) whereas the few-shot prompting helps condition the model to generate code properly in that respective syntax (See Section I.1).

I.1 TEST CASE ERROR VERSUS NON-ASSERTION ERROR

We categorize the failure of each generation code sample into two main categories: assertion or test-based errors versus non-assertion errors, which consist of all other errors such as compile, parsing, or runtime error not related to test cases. We use the results from temperature 0.2 with 30 samples for each problem and calculate the fraction of non-assertion errors over the number of all samples.

The results in Figure 19 show that the few-shot prompting results in lower non-assertion errors for out-of-domain languages, indicating that few-shot prompts help models generate code with more precise syntax in each language. In contrast, there is little effect even evaluated on the in-domain languages, since the models already are fluent in these languages where the additional signals from the few-shot prompts do not help further. For the translation case, interesting we observe higher non-assertion errors on in-domain evaluation.

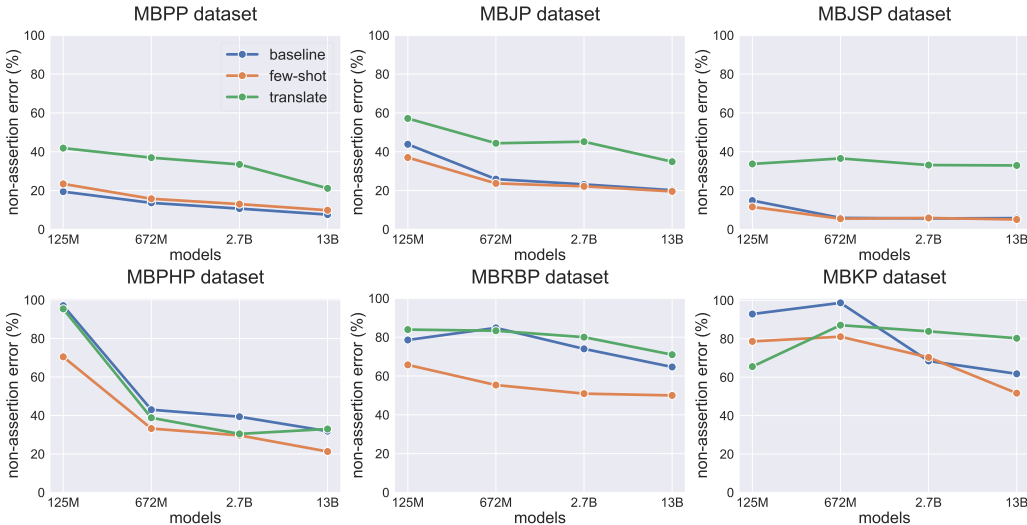


Figure 19: The percentage of test case non-assertion error out of all the error cases on different in-domain (upper) and out-of-domain (lower) datasets.

I.2 SOLVE RATE PER PROBLEM DUE TO FEW-SHOT PROMPTING AND TRANSLATION

We perform sampling to generate 100 samples with temperature 0.8. For each task id, we calculate the fraction of number of code samples that pass the test over a total of 100 samples. We repeat this experiment for the function completion baseline, few-shot prompting, and translation settings. In Figure 21, we sort the task ids by the solve rate of the function completion baseline, which indicates the difficulty of various tasks in each dataset. We observe differences in how the solve rates for few-shot prompting or translation settings accumulate. For the few-shot case, the accumulation of the solve rates per task revolve near the baseline solve rate, indicating that the difficulty of the problem given the few-shot prompts do not deviate much from the difficulty in the baseline case. However, in the translation case, some tasks ids that correspond to low baseline solve rate have much higher solve rate in the translation case, sometimes with perfect rate 1.0.

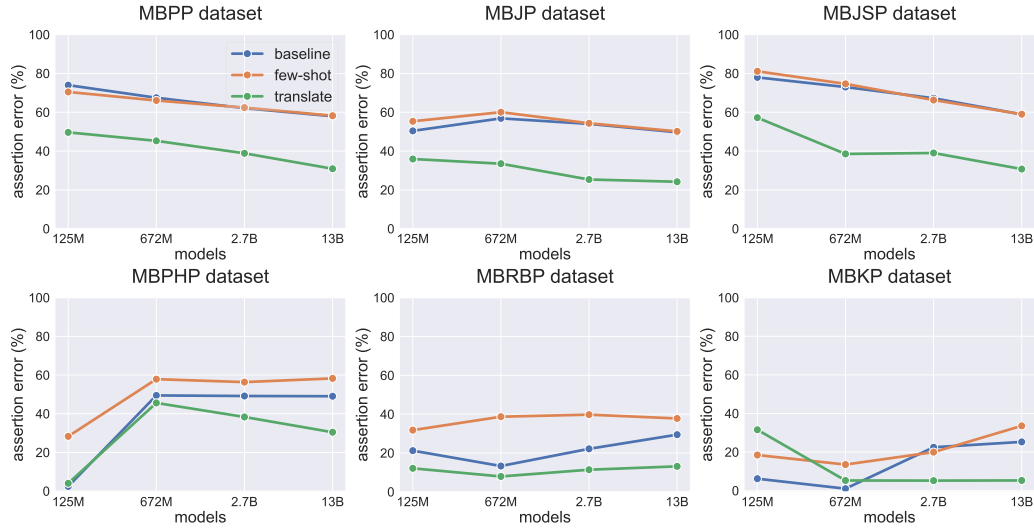


Figure 20: The percentage of test case assertion error out of all the error cases on different in-domain (upper) and out-of-domain (lower) datasets.

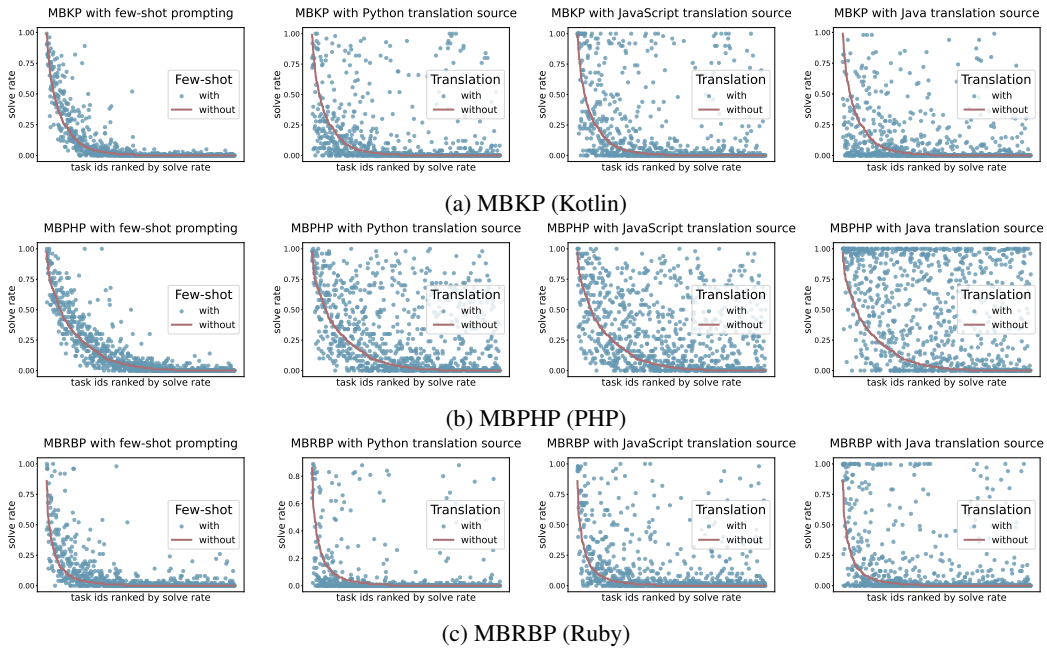


Figure 21: For each task, we show a fraction of generations that pass the tests over the total number of samples (solve rate), where the task indices are ranked to show increasing difficulty. In the translation setting, tasks that are previously difficult (low solve rate for the baseline) can become easily solvable, demonstrating that models can leverage reference solutions in the source language to solve hard tasks. In contrast, the solve rates with few-shot prompting do not deviate as much from the baseline solve rate. Translation from different language sources exhibit similar trends where the source solution can help solve hard tasks where we observe unequal effects from different source languages.

Figure 21 also demonstrates consistent effects of source languages. For a language such as Java, we observe that it can help solve many of the hard problems for MBPHP (PHP) evaluation, based on the high concentration of points around solve rate 1.0. This analysis also complements Section H which demonstrates unequal effects of source languages.

J ROBUSTNESS EVALUATION: R-MBXP

J.1 DATASET PREPARATION AND EVALUATION SETUP

Robustness is an important indicator of the reliability of code generation models in practice. Here we provide a robustness benchmark for all the trained models across MBXP datasets. Specifically, we consider three natural data augmentations (1) Paraphrase by Back Translation (Li & Specia, 2019; Sugiyama & Yoshinaga, 2019) (e.g., “create a function” to “write one function”) (2) Character Case Change (“Create A FunctioN”) and (3) Synonym Substitutions (Miller, 1995) (“generate a function”) as basic transformations to perturb the docstrings in prompts. We use the default settings and implementations of these three transformations from NL-Augmenter⁴, a standard collection of data augmentations for robustness evaluation on text (Dhole et al., 2021). We select these three transformations since they can mostly maintain the naturalness for the tasks of code generations based on our observations. We then measure the average pass@1 with greedy decoding for all the models on datasets perturbed by each transformation. Here multi-lingual models are trained with multiple languages including Python, Java, Javascript (JS) while mono-lingual models are trained with each language individually. To simplify the comparisons, we call Ruby, PHP, and Kotlin as out-of-domain datasets for all the evaluated models while Python, Java, JS as in-domain datasets.

J.2 EVALUATION RESULTS

We present the detailed results in Figure 22 and summarize several interesting observations below. (1) The percentages of pass@1 drops on perturbed datasets over regular ones are consistent across different sizes of the models. In specific, the average pass@1 over all the datasets drops from 2.26 to 2.07 for 125M models (8.56% drop), 6.40 to 5.87 for 672M models (8.25% drop), 9.20 to 8.33 for 2.7B models (9.40% drop), and 12.63 to 11.62 (8.02% drop). (2) For in-domain datasets, multi-lingual models have less percentage of performance drops compared to mono-lingual models under perturbations. On average, pass@1 of multi-lingual models drops from 21.36 to 19.73 (7.63% drop) while pass@1 of mono-lingual models drops from 16.90 to 15.24 (9.81% drop). (3) For out-of-domain datasets, multi-lingual models also have less percentage of performance drops compared to mono-lingual models under perturbations. On average, pass@1 of multi-lingual models drops from 6.78 to 6.24 (7.98% drop) while pass@1 of mono-lingual models drops from 2.72 to 2.47 (8.97% drop).

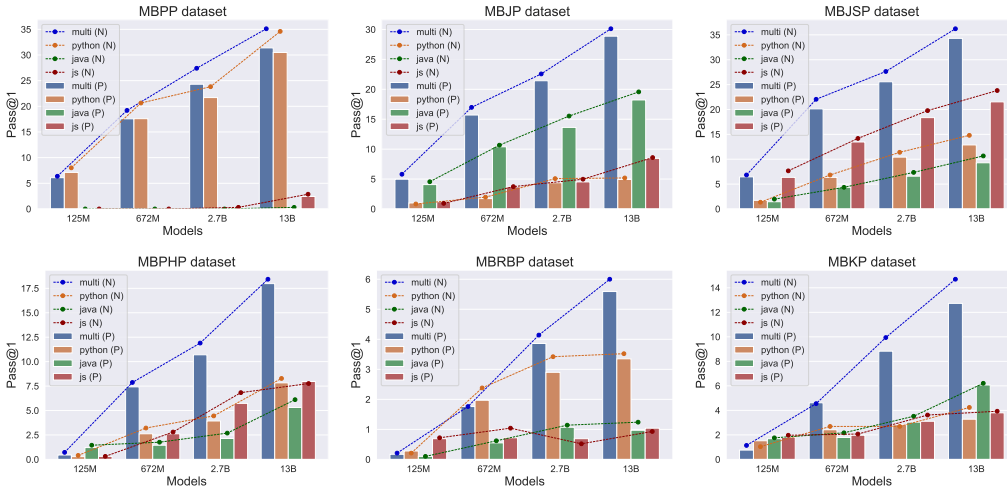


Figure 22: Pass@1 measured on nominal datasets (N) and perturbed datasets (P) across different model sizes for each dataset.

⁴<https://github.com/GEM-benchmark/NL-Augmenter>

J.3 QUALITATIVE EXAMPLES

In this subsection, we provide qualitative examples to illustrate the three types of perturbations applied to the datasets. A successful and a failure MBPP sample completions before and after each type of perturbation are provided based on the code completion results by 672M_python model on MBPP dataset. We performed similar perturbations for all the other datasets for robustness evaluation (quantitative results shown in Section J.2).

MBPP Example 1 for Back Translation Paraphrasing

```

1 [672M_python completion on normal prompt] (passed: True)
2 def left_Rotate(n,d):
3     """
4     Write a python function to left rotate the bits of a given number.
5     >>> left_Rotate(16,2)
6     64
7     >>> left_Rotate(10,2)
8     40
9     >>> left_Rotate(99,3)
10    792
11    """
12    ### Begin of code completion ###
13    return n << d
14    ### End of code completion ###
15
16
17 [672M_python completion on perturbed prompt] (passed: False)
18 def left_Rotate(n,d):
19     """
20     Write a Python function to rotate the bits of a given number to the left.
21     >>> left_Rotate(16,2)
22     64
23     >>> left_Rotate(10,2)
24     40
25     >>> left_Rotate(99,3)
26     792
27     """
28    ### Begin of code completion ###
29    return n >> d | (n & (1 << d))
30    ### End of code completion ###

```

MBPP Example 2 for Character Case Changing

```

1 [672M_python completion on normal prompt] (passed: True)
2 def text_match_string(text):
3     """
4     Write a function that matches a word at the beginning of a string.
5     >>> text_match_string(" python")
6     ('Not matched!')
7     >>> text_match_string("python")
8     ('Found a match!')
9     >>> text_match_string(" lang")
10    ('Not matched!')
11    """
12    ### Begin of code completion ###
13    return "Not matched!" if text.startswith(" ") else "Found a match!"
14    ### End of code completion ###
15
16
17 [672M_python completion on perturbed prompt] (passed: False)
18 def text_match_string(text):
19     """
20     Write a function that matches a word at the BeginNing of a strinG.
21     >>> text_match_string(" python")
22     ('Not matched!')
23     >>> text_match_string("python")
24     ('Found a match!')
25     >>> text_match_string(" lang")
26     ('Not matched!')
27     """
28    ### Begin of code completion ###
29    return "Not matched!"

```

MBPP Example 3 for Synonym Substitutions

```

1 [672M_python completion on normal prompt] (passed: True)
2 def check_value(dict, n):
3     """

```

```
4 Write a function to check if all values are same in a dictionary.
5 >>> check_value({'Cierra Vega': 12, 'Alden Cantrell': 12, 'Kierra Gentry': 12, 'Pierre Cox
  ': 12},10)
6 False
7 >>> check_value({'Cierra Vega': 12, 'Alden Cantrell': 12, 'Kierra Gentry': 12, 'Pierre Cox
  ': 12},12)
8 True
9 >>> check_value({'Cierra Vega': 12, 'Alden Cantrell': 12, 'Kierra Gentry': 12, 'Pierre Cox
  ': 12},5)
10 False
11 """
12 ### Begin of code completion ###
13 for key in dict:
14     if dict[key] != n:
15         return False
16     return True
17 ### End of code completion ###
18
19 [672M_python completion on perturbed prompt] (passed: False)
20 def check_value(dict, n):
21     """
22     Write a function to check if all values are like in a dictionary.
23     >>> check_value({'Cierra Vega': 12, 'Alden Cantrell': 12, 'Kierra Gentry': 12, 'Pierre Cox
      ': 12},10)
24     False
25     >>> check_value({'Cierra Vega': 12, 'Alden Cantrell': 12, 'Kierra Gentry': 12, 'Pierre Cox
      ': 12},12)
26     True
27     >>> check_value({'Cierra Vega': 12, 'Alden Cantrell': 12, 'Kierra Gentry': 12, 'Pierre Cox
      ': 12},5)
28     False
29     """
30     ### Begin of code completion ###
31     for key in dict:
32         if type(dict[key]) != int:
33             return False
34     return True
35     ### End of code completion ###
```

K CODE INSERTION: I-MBXP

K.1 DATASET PREPARATION

Assume there are n lines of code in canonical solution, we skip problems with $n < 2$ and randomly mask out $m = [1, 8]$ consecutive lines for remaining problems. For each problem, we run multiple times (say, 1 if $n < 5$, 2 if $n < 12$, otherwise 3) to generate variants and remove duplicate masks. We report data statistic in Table 3.

Table 3: Data statistics for i-MBxP. We report total number of problems and the number of problems as a function of the number of insertion lines.

	total	0	1	2	3	4	5	6	7
i-MBPP	1489	1	922	246	138	69	62	28	23
i-MBJP	1813	19	805	328	217	172	119	114	39
i-MBJSP	1521	38	739	266	159	138	83	71	27

K.2 EVALUATION SETUP

We evaluate InCoder-6.7B model (Fried et al., 2022) pretrained on 159 GB of code, 52 GB in Python and 107 GB in other 28 languages, and 57 GB of text content from StackOverflow. We do greedy search and report averaged execution accuracy over all problems. We feed a sequence `left <Mask:0> right <Mask:0>` to the model as prompt, where `left` denotes the right context and `<Mask:0>` denotes a sentinel token of InCoder model. We apply two stopping criteria: (1) `<EOM>` is generated and (2) any token from the predefined list [`"\n\nclass"`, `"\n\ndef"`, `"\n\#"`, `"\n\if"`] is generated for Python or braces that close the function scope for Java and Javascript. After that, we match generated tokens with right context and remove duplicated tokens. We compare it against left-right (L-R) baseline where we feed `left` to the model as prompt and follow the same stopping criteria.

K.3 EVALUATION RESULTS

Results in Table 4 show that right context can significantly boost performance across all languages. We also studied the effect of the number of lines of right context and observed increasing accuracy as we add more lines of right context (in Table 5), which is intuitive since more context is beneficial. Furthermore, qualitative examples (K.4) show that models are able to leverage right context to fill in the blank. In example 1, given index j and k in the right context, InCoder model can fill in two inner loops L15-L16. Otherwise, it fails to do so. In example 2, given `add` operator in the right context, the InCoder model can mimic the behavior in L33-L38. Otherwise, model might generate irrelevant operator `remove`. In example 3, given `result[char] = 1` in the right context, InCoder model generate `result[char]+ = 1`. Otherwise, the model will replace 1 with `countStr[char]` which results in wrong outputs.

Table 4: Pass@1 accuracy on code insertion datasets: i-MbXP

Model	i-MBPP	i-MBJSP	i-MBJP
L-R	30.1	48.65	41.7
Insertion	37.07	55.68	57.41

Table 5: Pass@1 vs the number of lines of right context.

dataset	0	1	2	3	ALL
i-MBPP	30.1	32.1	35.6	36.4	37.07

K.4 QUALITATIVE EXAMPLES FOR I-MBXP

The example below shows that the model is able to use the right context information and generate appropriate insertion code that are consistent with the right context. In contrast, the left-to-right

approach does not make use of the right context which leads to a very different implementation that would not be consistent with the right context.

Example 1: Python insertion mode

```

1 def find_triplet_array(A, arr_size, sum):
2     """
3     Write a function to find if there is a triplet in the array whose sum is equal to a
    given value.
4     >>> find_triplet_array([1, 4, 45, 6, 10, 8], 6, 22)
5     (4, 10, 8)
6     >>> find_triplet_array([12, 3, 5, 2, 6, 9], 6, 24)
7     (12, 3, 9)
8     >>> find_triplet_array([1, 2, 3, 4, 5], 5, 9)
9     (1, 3, 5)
10    """
11
12    for i in range(0, arr_size-2):
13    ### begin of insertion ###
14        for j in range(i+1, arr_size-1):
15            for k in range(j+1, arr_size):
16    ### end of insertion ###
17                if A[i] + A[j] + A[k] == sum:
18                    return A[i],A[j],A[k]
19                return True
20    return False

```

Example 1: Python left-to-right mode

```

1 ### begin of left-right ###
2     if A[i] + A[i+1] + A[i+2] == sum:
3         return (A[i], A[i+1], A[i+2])
4
5     return None
6 ### end of left-right ###

```

Example 2: Java insertion mode

```

1 import java.io.*;
2 import java.lang.*;
3 import java.util.*;
4
5 class CountVariable {
6
7     /**
8     * Write a function to iterate over elements repeating each as many times as its count.
9     * > CountVariable.countVariable(4, 2, 0, -2)
10    * ["p", "p", "p", "p", "q", "q"]
11    * > CountVariable.countVariable(0, 1, 2, 3)
12    * ["q", "r", "r", "s", "s", "s"]
13    * > CountVariable.countVariable(11, 15, 12, 23)
14    * ["p", "p", "p", "p", "p", "p", "p", "p", "p", "p", "p", "q", "q", "q", "q", "q", "q", "q", "r",
15    "r", "r", "r", "r", "r", "r", "r", "r", "r", "r", "s", "s", "s", "s", "s", "s", "s", "s", "s", "s", "s",
16    "s", "s", "s", "s", "s"]
17    */
18    public static List<String> countVariable(int a, int b, int c, int d) {
19        // Write your code here
20        List<String> finalResult = new ArrayList<>();
21        List<String> countableList = new ArrayList<>();
22        countableList.add("p");
23        countableList.add("q");
24        countableList.add("r");
25        countableList.add("s");
26
27        int countFor = a;
28        for (int index = 0; index < countFor; index++) {
29            finalResult.add(countableList.get(0));
30        }
31    ### begin of insertion ###
32    }
33
34        countFor = b;
35        for (int index = 0; index < countFor; index++) {
36            finalResult.add(countableList.get(1));
37        }
38    ### end of insertion ###
39        countFor = c;
40        for (int index = 0; index < countFor; index++) {

```

```

41     finalResult.add(countableList.get(2));
42     }
43
44     countFor = d;
45     for (int index = 0; index < countFor; index++) {
46         finalResult.add(countableList.get(3));
47     }
48
49     return finalResult;
50 }
51 }

```

Example 2: left-to-right mode

```

1  ### begin of left-right ###
2      countableList.remove(countableList.get(0));
3      }
4      countFor = b;
5      for (int index = 0; index < countFor; index++) {
6          finalResult.add(countableList.get(0));
7          countableList.remove(countableList.get(0));
8      }
9      countFor = c;
10     for (int index = 0; index < countFor; index++) {
11         finalResult.add(countableList.get(0));
12         countableList.remove(countableList.get(0));
13     }
14     countFor = d;
15     for (int index = 0; index < countFor; index++) {
16         finalResult.add(countableList.get(0));
17         countableList.remove(countableList.get(0));
18     }
19     return finalResult;
20 }
21 }
22 ### end of left-right ###

```

Example 3: JavaScript insertion mode

```

1  /**
2   * Write a function to find all anagrams of a string in a given list of strings using lambda
   * function.
3   * > anagramLambda(["bcda", "abce", "cbda", "cbea", "adcb"], "abcd")
4   * ["bcda", "cbda", "adcb"]
5   * > anagramLambda(["recitals", "python"], "articles")
6   * ["recitals"]
7   * > anagramLambda([" keep", " abcdef", " xyz"], " peek")
8   * [" keep"]
9   */
10 function anagramLambda(texts, str) {
11     const countFunc = (str) => {
12         let result = {};
13         for (let i = 0; i < str.length; i++) {
14             let char = str[i];
15             if (result[char]) {
16                 result[char] += 1;
17             } else {
18                 result[char] = 1;
19             }
20         }
21         return result;
22     };
23     const countStr = countFunc(str);
24     return texts.filter((word) => {
25         let result = {};
26         for (let i = 0; i < word.length; i++) {
27             let char = word[i];
28
29             ### begin of insertion ###
30             if (result[char]) {
31                 result[char] += 1;
32             } else {
33                 result[char] = 1;
34             }
35         }
36         return Object.keys(countStr).every((char) => {
37             return countStr[char] === result[char];
38         });
39     });
40 }

```

41 }

Example 3: JavaScript left-to-right mode

```
1 ### begin of left-right ###
2     if (result[char]) {
3         result[char] += countStr[char];
4     } else {
5         result[char] = countStr[char];
6     }
7 }
8     return Object.values(result).reduce((a, b) => a + b, 0) === Object.values(countStr).reduce
9         ((a, b) => a + b, 0);
10 }
11 ### end of left-right ###
```


L CODE SUMMARIZATION: S-MBXP

L.1 DATASET PREPARATION AND EVALUATION SETUP

Here we re-purpose the original MBXP datasets for code summarization task. We remove the natural language description from the original prompt and use the function signature and the canonical solution as the model input for code summarization. To induce the model to generation natural language in comments, we design two types of prompt in zero-shot and few-shot setting, respectively.

Zero-shot Evaluation. In this setting, we append “The above code writes a ” in the format of code comment after the original code prompt. For example, in Python, the appended sequence is “# The above code writes a ”. See examples in different languages in Section L.3.

Few-shot Evaluation. In this setting, we select three code-summary pairs and prepend them before the original prompt. Examples are shown in Section L.3.

To evaluate the code summarization performance, we use smoothed BLEU score as the metrics following the setting in CodeXGLUE (Lu et al., 2021) that compare the generated outputs with the groundtruth docstrings. In MBXP datasets, the summarizations are short paragraphs with one or two sentences which makes smoothed BLEU score a suitable metrics (Feng et al., 2020).

L.2 EVALUATION RESULTS

Experimental results are shown in Figure 23 covering Python, JavaScript and Java. Overall, we found that performances are improved along with the increasing of the model size. For example, the BLEU-4 scores on Python language in 13B, 672M and 125M models are 6.07, 5.59, 3.20 under zero-shot settings, and 34.10, 24.72, 20.75 under few-shot settings. We also noticed that multi-lingual models achieve better performances compared with monolingual models trained on individual languages. An interesting observation is that though the monolingual models are trained on a specific language, they can generalize to other languages well when few-shot examples are provided. From the table we can also notice that the improvements brought by few-shot settings are more significant on larger models. Comparing the multi-lingual models and monolingual models under few-shot settings, we found that the multi-lingual models are more robust to the few-shot examples while monolingual models in smaller sizes show unstable performances.

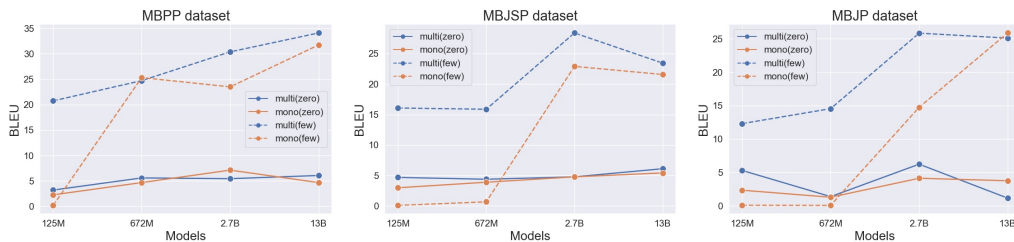


Figure 23: Code summarization evaluation in BLEU scores for all models.

L.3 QUALITATIVE EXAMPLES

Zero-shot Prompt Examples. Here we list some examples in Python, JavaScript and Java to show the zero-shot prompts, generation from models and their ground-truth.

```

1 Example Python-0
2 ----- begin of prompt -----
3 def discriminant_value(x,y,z):
4     discriminant = (y**2) - (4*x*z)
5     if discriminant > 0:
6         return ("Two solutions",discriminant)
7     elif discriminant == 0:
8         return ("one solution",discriminant)
9     elif discriminant < 0:
10        return ("no real solution",discriminant)
11 # The above code writes a
12 ----- end of prompt -----

```

```

13
14 # Groundtruth: Write a function to calculate the discriminant value.
15
16 # Generation: Write a "function" that returns the value of the discriminant of a quadratic
    equation.
17
18 Example Python-1
19 ----- begin of prompt -----
20 from collections import Counter
21 def add_dict(d1,d2):
22     add_dict = Counter(d1) + Counter(d2)
23     return add_dict
24 # The above code writes a
25 ----- end of prompt -----
26
27 # Groundtruth: Write a function to combine two dictionaries by adding values for common keys.
28 # Generation: Write a "add_dict" function that adds two dictionaries together.

1 Example Java-0
2 ----- begin of prompt -----
3 import java.io.*;
4 import java.lang.*;
5 import java.util.*;
6
7
8 class ChangeDateFormat {
9
10     public static String changeDateFormat(String dt) {
11         String[] tokens = dt.split("-");
12         return tokens[2] + "-" + tokens[1] + "-" + tokens[0];
13     }
14 }
15 // The above code writes a
16 ----- end of prompt -----
17
18 // Groundtruth: Write a function to convert a date of yyyy-mm-dd format to dd-mm-yyyy format.
19 // Generation: Write a .txt file with the date in the format "dd-mm-yyyy"

1 Example JavaScript-0
2 ----- begin of prompt -----
3 function swapList(newlist) {
4     let first = newlist[0];
5     let last = newlist[newlist.length - 1];
6     newlist[0] = last;
7     newlist[newlist.length - 1] = first;
8     return newlist;
9 }
10 // The above code writes a
11 ----- end of prompt -----
12
13 // Groundtruth: Write a javascript function to interchange the first and last elements in a
    list.
14 // Generation: Write a "swap" function that swaps the first and last elements of a list.

```

Few-shot Prompt Examples. The following examples show the few-shot prompts in different languages.

```

1 Example Python-0
2 ----- begin of prompt -----
3 # summarize the functionality of the code
4
5 # Code
6 import re
7 def find_char_long(text):
8     return (re.findall(r"\b\w{4,}\b", text))
9 # Summary: Write a function to find all words which are at least 4 characters long in a string
    by using regex.
10 ###
11 # Code
12 def find_Rotations(str):
13     tmp = str + str
14     n = len(str)
15     for i in range(1,n + 1):
16         substring = tmp[i: i+n]
17         if (str == substring):
18             return i
19     return n
20 # Summary: Write a python function to find the minimum number of rotations required to get the
    same string.

```

```

21 ###
22 # Code
23 def square_nums(nums):
24     square_nums = list(map(lambda x: x ** 2, nums))
25     return square_nums
26 # Summary: Write a function to find squares of individual elements in a list using lambda
    function.
27 ###
28 # Code
29 def check_tuples(test_tuple, K):
30     res = all(ele in K for ele in test_tuple)
31     return (res)
32 # Summary:
33 ----- end of prompt -----
34
35 # Groundtruth: Write a function to check if the given tuple contains only k elements.
36 # Generation: Write a function to check if a tuple is a subset of a list.

```

```

1 Example Java-0
2 ----- begin of prompt -----
3 // summarize the functionality of the code
4
5 // Code
6 import java.io.*;
7 import java.lang.*;
8 import java.util.*;
9
10
11 class FindCharLong {
12
13     public static List<String> findCharLong(String text) {
14         List<String> result = new ArrayList<>();
15
16         for (String str : text.split(" ")) {
17             if (str.length() >= 4) {
18                 result.add(str);
19             }
20         }
21         return result;
22     }
23 }n// Summary: Write a function to find all words which are at least 4 characters long in a
    string by using rege
24 x.
25 ///
26 // Code
27 import java.io.*;
28 import java.lang.*;
29 import java.util.*;
30
31
32 class FindRotations {
33
34     public static int findRotations(String str) {
35
36         String tmp = str + str;
37         int n = str.length();
38         for (int i = 1; i <= n; i++) {
39             String substring = tmp.substring(i, i + n);
40             if (str.equals(substring)) {
41                 return i;
42             }
43         }
44         return n;
45     }
46 }
47 // Summary: Write a javascript function to find the minimum number of rotations required to
    get the same string
48 .
49 ///
50 // Code
51 import java.io.*;
52 import java.lang.*;
53 import java.util.*;
54
55
56 class SquareNums {
57
58     public static List<Integer> squareNums(List<Integer> nums) {
59
60         List<Integer> squareList = new ArrayList<Integer>();
61

```

```

62     for (Integer num : nums)
63         squareList.add(num*num);
64
65     return squareList;
66 }
67 }
68 // Summary: Write a function to find squares of individual elements in a list using lambda
        function.
69 ///
70 // Code
71
72 import java.io.*;
73 import java.lang.*;
74 import java.util.*;
75
76
77 class RecurGcd {
78
79     public static int recurGcd(int a, int b) {
80         int low = Math.min(a, b);
81         int high = Math.max(a, b);
82         if (low == 0) {
83             return high;
84         } else if (low == 1) {
85             return 1;
86         }
87         return recurGcd(low, high % low);
88     }
89 }
90 // Summary:
91 ----- end of prompt -----
92
93 // Groundtruth: Write a function to find the greatest common divisor (gcd) of two integers by
        using recursion.
94 // Generation: Write a function to find the greatest common divisor of two numbers.

1 Example JavaScript-0
2 ----- begin of prompt -----
3 // summarize the functionality of the code
4
5 // Code
6 function findCharLong(text) {
7     let regex = /\b\w{4,}\b/g;
8     return text.match(regex);
9 }
10 // Summary: Write a function to find all words which are at least 4 characters long in a
        string by using regex.
11 ///
12 // Code
13 function findRotations(str) {
14     let tmp = str + str
15     let n = str.length
16
17     for (let i = 1; i <= n; i++) {
18         let substring = tmp.substring(i, i + n)
19         if (str === substring) {
20             return i
21         }
22     }
23     return n
24 }
25 // Summary: Write a javascript function to find the minimum number of rotations required to
        get the same string.
26 ///
27 // Code
28 function squareNums(nums) {
29     // Write code here
30     let square_nums = nums.map(function (num) {
31         return num ** 2;
32     });
33     return square_nums;
34 }
35 // Summary: Write a function to find squares of individual elements in a list using lambda
        function.
36 ///
37 // Code
38 function findMin(arr, low, high) {
39     while (low < high) {
40         mid = low + (high - low) >> 1;
41         if (arr[mid] > arr[high]) {
42             low = mid + 1;

```

```
43     }
44     if (arr[mid] < arr[high]) {
45         high = mid;
46     }
47 }
48 return arr[high];
49 }
50 // Summary:
51 ----- end of prompt -----
52
53 // Groundtruth: Write a javascript function to find the minimum element in a sorted and
54 // rotated array.
55 // Generation: Write a function to find the minimum element in a list using lambda function.
```

M EVALUATING PUBLIC MODELS

We used MBXP to evaluate several public models such as OPT (Zhang et al., 2022b), BLOOM (Mitchell et al., 2022), and CodeGen (Nijkamp et al., 2022). We use pass@1 to evaluate these models, where we generate the samples using greedy decoding. We generate 256 tokens per example and truncate the output to one function for evaluations. The trends we observe with public models are aligned with those observed with our models. In general, we observe a log-linear performance gain with model sizes, across all model families, and better execution accuracy in in-domain languages.

Among the general large-language models we observe that BLOOM models outperform OPT models (See Table 6). This can be attributed to the fact that 13.4% of the pretraining data used for BLOOM models is code, while OPT does not train on code specifically. BLOOM’s pretraining data includes code in PHP, Java, Python, Javascript, and Ruby among others, making them all in-domain languages. This explains relatively similar performance across all languages barring Kotlin and Ruby.

CodeGen models are trained in three stages, first is text pretraining, which is followed by code pretraining and python-only training. Here pretraining code data includes code in Python, Java, Javascript, C++, and Go. The CodeGen-multi refers to the models at the end of the code pretraining stage without the python-only training, while the CodeGen-mono is models at the end of all three training stages.

Experiments with CodeGen models show similar performance trends as our models listed in Section 3.2. Specifically, we observe that large models show better than log-linear performance on out-of-domain languages (Kotlin, Java, and PHP). Interestingly, when compared with CodeGen-multi, CodeGen-mono 16B models show 6%, and 8% improvements on JavaScript, and PHP, respectively (See Table 6). We speculate the additional training with python data has improved model performance in other languages as well.

With few-shot prompting, we observe significant improvements in out-of-domain languages. Specifically, accuracy with Ruby (which is typically confused with python by the models) increased from 3.5% to 16.46% with few-shot prompting on CodeGen-multi models with few-shot learning (See Table 8). In translation mode, barring Ruby, we find significant improvements in all languages (See Table 10).

Table 6: Evaluating pass@1 execution accuracy of publicly available models on MBXP using greedy decoding

Model Family	Model Size	Python	Java	JavaScript	Kotlin	Ruby	PHP
BLOOM	350M	1.54	3.21	3.21	0.83	0.00	2.80
	760M	4.52	4.76	4.66	0.83	0.00	5.90
	1.3B	5.34	4.66	5.49	2.07	0.00	6.94
	2.5B	6.88	6.83	10.14	4.66	0.00	11.59
	6.3B	6.98	7.76	7.35	6.21	0.00	6.94
OPT	1.3B	0.10	0.00	0.83	0.52	0.00	0.41
	2.7B	2.05	0.00	1.14	0.93	0.00	0.31
	6.7B	2.05	1.97	1.35	1.55	0.00	1.66
	13B	1.35	1.35	1.76	2.17	0.00	0.72
	30B	1.64	1.45	2.69	1.45	0.00	1.55
	66B	3.70	2.28	3.73	1.76	0.00	2.17
CodeGen-multi	350M	7.90	8.17	7.45	1.14	1.04	0.8
	2B	18.78	19.56	17.70	3.93	4.76	2.90
	6B	22.48	21.74	22.87	4.55	4.24	5.90
	16B	24.22	28.05	26.29	7.04	3.52	10.35
CodeGen-mono	350M	18.37	1.86	6.00	1.04	1.55	1.35
	2B	31.72	16.66	22.04	3.21	2.90	9.21
	6B	37.16	19.77	27.74	3.83	1.66	10.14
	16B	40.55	26.81	32.81	6.63	5.90	18.94
Ours-multi	125M	6.37	5.59	6.94	1.04	0.21	0.52
	672M	19.71	17.29	21.43	4.55	1.86	7.76
	2.7B	27.00	22.46	27.23	9.73	3.93	11.28
	13B	35.32	30.33	36.13	14.18	6.73	18.84
Ours-mono	125M	8.11	4.35	7.45	-	-	-
	672M	19.82	11.39	14.39	-	-	-
	2.7B	24.13	15.32	19.67	-	-	-
	13B	33.57	19.77	23.60	-	-	-

Model Family	Model Size	go	c++	c#	Typescript	Perl	swift	scala
OPT	1.3B	0.11	0.35	0.00	0	0.1	0.1	0.52
	2.7B	0.43	0.47	0.00	0	0.1	0.83	0.21
	6.7B	1.28	1.53	3.31	3.31	0.52	0.93	0.31
	13B	1.7	1.06	3.31	3.31	0.31	1.97	0.31
Bloom	1.1B	3.3	5.07	0.31	0.31	0.21	0.62	0.21
	1.7B	4.15	6.01	0.31	0.31	0.1	2.07	0.41
	3B	6.28	8.61	10.95	10.95	1.55	4.24	0.62
	7.1B	7.77	15.09	13.84	13.84	3.31	5.07	0.21
CodeGen-Mono	350M	1.38	5.19	7.13	7.13	0.1	1.14	0.1
	2B	5.11	17.69	20.76	20.76	0.83	2.59	0.1
	6B	3.83	17.33	19.21	19.21	1.24	4.14	0
	16B	10.54	29.13	29.96	29.96	2.48	4.55	0.31
CodeGen-Multi	350M	6.39	9.32	7.13	7.13	0.1	1.66	0
	2B	12.03	18.04	17.25	17.25	2.07	2.17	0.62
	6B	11.61	17.69	17.46	17.46	2.07	2.8	0.31
	16B	15.23	26.06	21.49	21.49	7.14	3.62	0.41
Ours	125M	0.64	1.53	0.62	6.61	0.1	0.41	0
	672M	0	7.67	4.34	19.83	1.35	1.76	0.52
	2B	0	15.68	8.16	26.14	0.93	3.11	0
	13B	5.22	18.75	10.54	32.85	4.14	6.52	0.1

Table 7: Evaluating pass@1 execution accuracy of publicly available models on Humaneval using greedy decoding

Model Family	Model Size	PY	Java	JS	Kotlin	Ruby	PHP	Perl	Swift	Scala
Bloom	1.1B	3.66	3.73	2.48	0.62	0.00	2.48	0.62	0.62	8.07
	1.7B	3.66	1.86	4.97	0.62	0.00	4.35	0.00	0.62	24.22
	3B	7.93	4.97	5.59	2.48	0.00	4.97	0.62	1.24	29.19
	7.1B	7.93	8.07	6.21	0.62	0.00	3.11	0.62	2.48	34.16
OPT	1.3B	0.00	0.00	0.62	0.62	0.00	0.00	0.00	0.62	0.00
	2.7B	0.00	0.00	0.00	0.00	0.00	1.86	0.00	0.00	0.00
	6.7B	0.61	0.62	0.62	0.62	0.00	1.24	0.00	0.62	9.32
	13B	0.61	0.62	2.48	0.62	0.00	1.24	0.00	0.62	12.42
CodeGen-Mono	350M	10.37	1.24	3.11	0.00	0.00	0.62	0.00	0.62	5.59
	2B	20.73	4.97	10.56	1.24	0.00	3.73	1.24	0.62	8.07
	6B	19.51	8.70	11.18	1.24	0.00	4.35	1.24	0.62	6.21
	16B	22.56	17.39	12.42	0.62	0.00	11.80	2.48	0.62	16.15
CodeGen-Multi	350M	7.32	4.97	4.35	0.62	0.00	0.62	0.00	0.62	1.86
	2B	10.98	11.18	6.83	3.11	0.00	1.86	1.24	0.62	21.12
	6B	15.24	10.56	11.80	3.11	0.62	3.73	1.24	0.62	10.56
	16B	17.07	16.15	16.15	1.86	0.00	5.59	3.11	0.62	16.15
Ours	125M	7.32	3.73	4.35	1.24	0.00	0.62	0.00	0.62	1.86
	672M	17.07	9.32	13.04	1.86	0.00	1.86	1.24	0.62	1.24
	2B	19.51	14.29	14.91	1.86	0.00	4.97	0.00	0.62	1.86
	13B	22.56	22.36	20.50	8.07	0.00	11.80	3.11	0.62	4.35

Table 8: Evaluating pass@1 execution accuracy of publicly available models on MBXP with few-shot prompting using greedy decoding

Model Family	Model Size	Python	Java	JavaScript	Kotlin	Ruby	PHP
Codegen-multi	350M	7.80	10.56	8.28	2.28	4.24	3.2
	2B	20.02	22.15	21.43	7.76	12.73	8.8
	6B	23.10	24.53	24.84	10.66	9.01	13.87
	16B	26.69	29.92	28.26	11.59	16.46	17.60
CodeGen-mono	350M	17.04	3.73	5.18	2.69	4.35	2.69
	2B	28.95	15.42	15.53	5.69	8.07	11.70
	6B	39.53	21.43	19.15	7.14	10.35	16.4
	16B	46.41	27.64	26.50	11.08	15.11	20.2
Ours-multi	125M	6.06	7.14	6.94	2.90	2.59	0.93
	672M	19.40	16.56	19.46	5.90	5.90	8.90
	2.7B	24.23	24.12	27.95	11.08	9.42	14.29
	13B	31.93	30.75	37.37	15.11	12.53	20.19
	13B*	39.52	35.81	41.30	18.53	19.36	24.22
Ours-mono	125M	8.93	5.38	7.35	-	-	-
	672M	18.89	10.56	16.87	-	-	-
	2.7B	21.77	15.11	21.43	-	-	-
	13B	31.31	21.22	25.16	-	-	-

Model Family	Model Size	Go	C++	C#	Typescript	Perl	Swift	Scala
CodeGen-Mono	350M	1.17	4.25	4.03	3.93	1.45	2.90	28.78
	2B	5.86	19.34	8.99	16.94	4.97	4.45	26.29
	6B	6.50	19.69	12.71	18.08	3.42	4.24	26.50
	16B	13.84	32.31	16.63	28.20	8.18	5.49	28.67
CodeGen-Multi	350M	6.39	9.91	5.68	9.19	1.66	3.62	30.43
	2B	14.59	19.46	11.05	18.80	4.24	3.83	37.68
	6B	12.78	21.58	13.43	19.83	6.00	4.55	28.26
	16B	20.77	29.36	17.46	24.38	8.49	4.55	28.57

Table 9: Evaluating pass@1 execution accuracy of publicly available models on HumanEval with few-shot prompting using greedy decoding

Model Family	Model Size	PY	Java	JS	Kotlin	Ruby	PHP	Perl	Swift	Scala
CodeGen-Mono	350M	12.80	3.11	2.48	1.86	2.48	1.24	0.62	0.62	19.25
	2B	21.95	8.07	10.56	3.11	3.11	6.83	1.86	0.62	15.53
	6B	23.17	8.07	8.70	3.11	2.48	7.45	1.24	0.62	13.66
	16B	28.66	16.77	11.18	4.97	5.59	9.94	3.73	1.24	18.63
CodeGen-Multi	350M	7.93	4.97	4.35	1.86	1.24	1.24	1.24	1.24	22.98
	2B	13.41	10.56	12.42	4.35	7.45	4.35	4.35	0.62	24.22
	6B	14.02	12.42	11.80	3.11	4.97	3.11	3.73	1.24	13.04
	16B	20.12	17.39	13.66	4.35	8.07	9.94	5.59	0.62	16.15
Ours	125M	7.32	4.35	5.59	1.24	0.62	1.86	0.00	0.62	0.62
	672M	17.07	8.70	11.18	3.73	2.48	4.97	1.24	1.24	1.86
	2B	19.51	14.29	14.91	4.97	3.11	8.07	2.48	1.24	3.11
	13B	22.56	18.01	26.09	4.97	6.21	10.56	3.72	0.62	5.59

Table 10: Evaluating pass@1 execution accuracy of publicly available models on MBXP in translation mode (Python as a source language).

Model Family	Model Size	Java	JavaScript	Kotlin	Ruby	PHP	Go
CodeGen-Mono	350M	3.83	10.24	3.11	4.66	2.07	3.94
	2B	22.57	22.87	5.18	4.35	21.74	8.41
	6B	30.95	35.92	8.07	6.63	30.23	11.93
	16B	43.48	54.14	10.56	4.55	36.85	22.36
CodeGen-Multi	350M	7.35	9.93	1.55	3.83	1.76	7.14
	2B	23.19	36.12	3.42	4.76	22.46	16.83
	6B	38.41	37.99	6.83	4.66	27.74	20.77
	16B	44.82	50.10	8.28	5.18	40.17	26.41
Ours	125M	7.04	9.52	3.21	3.73	0.41	2.77
	672M	22.98	24.53	7.97	5.07	16.15	6.28
	2B	30.75	28.47	10.56	6.52	33.02	6.92
	13B	41.93	37.06	14.80	6.73	37.06	8.52

Model Family	Model Size	C++	C#	Typescript	Perl	Swift	Scala
CodeGen-Mono	350M	8.37	3.93	11.78	0.21	1.24	0.00
	2B	30.19	16.01	31.51	4.14	6.83	0.00
	6B	35.14	23.45	36.67	7.56	7.04	0.10
	16B	49.65	36.67	0.41	7.04	10.97	0.10
CodeGen-Multi	350M	10.85	1.86	5.89	0.00	0.83	0.00
	2B	23.00	6.71	10.54	5.18	3.62	0.00
	6B	40.45	22.52	26.96	8.39	6.21	0.10
	16B	46.58	28.51	5.89	14.18	8.18	0.10
Ours	125M	1.06	1.76	10.54	0.52	1.76	0.00
	672M	16.51	10.43	19.11	4.66	3.93	0.10
	2B	28.18	13.33	24.90	5.07	6.52	0.10
	13B	33.14	25.52	44.52	10.56	8.49	0.10

N TRAINING

N.1 MODEL ARCHITECTURE AND TRAINING DETAILS

We train using 210B tokens for mono-lingual models, and 630B tokens for multi-lingual models with 210B tokens from each language. Across all models, we use max sequence length of 2048, and use larger batch size for larger models, while reducing max steps accordingly to train all models with same amount of per-language tokens. For example, for 13B, we use batch size of 1024 and max steps of 100,000 with 2048 sequence length, resulting in total 210B training tokens for each language. For multi-lingual models, there are three languages and we increase max steps by three times to 630B tokens. We use AdamW optimizer (Loshchilov & Hutter, 2018) with $\beta_1 = 0.9$, $\beta_2 = 0.95$, and $\epsilon = 10^{-8}$. We use warm up steps of 2000 steps with cosine annealing after peak learning rate, and the minimum learning rate being 10% of corresponding peak learning rate, weight decay of 0.01, and gradient clipping of 1.0. We rescale the initialization weight standard deviation for larger models following (Shoeybi et al., 2019) for better training stability. Our training pipeline is based on PyTorch Lightning⁵ and we use bfloat16 (Kalamkar et al., 2019) and DeepSpeed (Rasley et al., 2020) for training optimization. We randomly split 0.1% data as validation set. The validation loss curve for different sizes of multi-lingual and monolingual models are shown in Fig. 24.

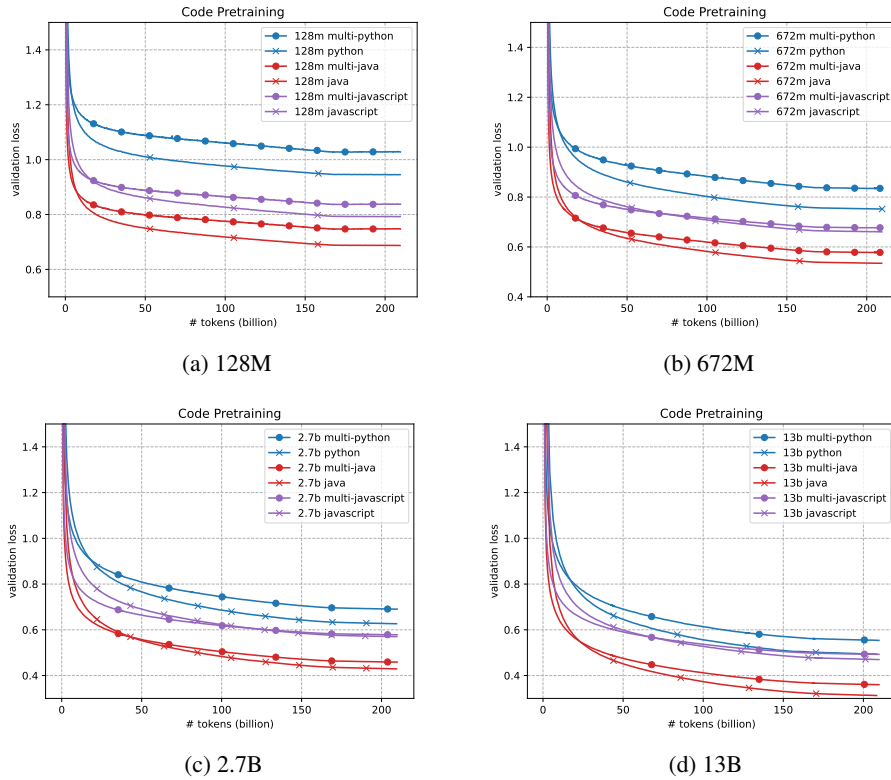


Figure 24: Validation loss curves for 128M, 672M, 2.7B and 13B multi-lingual and mono-lingual models.

N.2 OBSERVATIONS ON VALIDATION LOSSES VERSUS PERFORMANCE

We plot the validation loss of multi/mono-lingual models on each programming languages in Figure 25. We can see that the trend of validation loss roughly follows log-linear relationship with respect to model sizes.

By comparing the validation loss curves between multi-lingual models and mono-lingual models, we can see that mono-lingual models consistently achieves lower loss than multi-lingual ones. This

⁵<https://www.pytorchlightning.ai/>

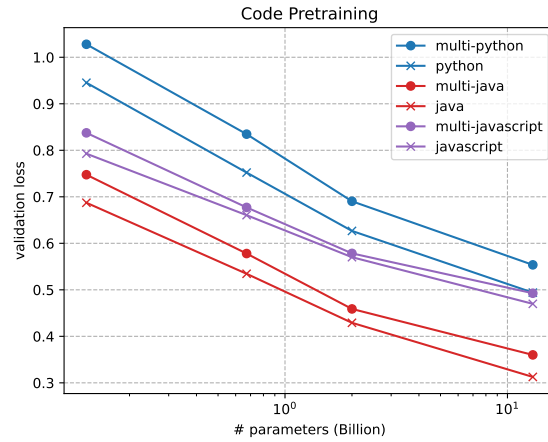


Figure 25: Validation loss vs number of parameters for 128M, 672M, 2.7B and 13B multi-lingual and mono-lingual models.

demonstrate that it is more difficult for the same size of model to fit multi-lingual datasets since with limited model capacity it needs to learn more diverse information while mono-lingual models can be more concentrated.

However, although the validation loss of mono-lingual models is generally lower, from Section 3.2, we observe that in terms of execution performance $\text{pass}@k$, multi-lingual models actually outperform mono-lingual ones especially when model sizes go beyond 672M. In fact, as model size increases, the improvement of multi-lingual models over mono-lingual models get more and more significant. The reason could be that although models get distracted to fit multiple languages, the knowledge sharing across different languages helps model to learn better in solving problems. For example, similar tasks might exist in different programming languages, hence models are easier to learn to transfer from one language to another. And larger models have better capability in knowledge sharing/transfer learning, with the evidence that the zero-shot learning performance of multi-lingual models on unseen programming languages get significantly better than mono-lingual ones as model sizes increases.

O DATASET CONVERSION FRAMEWORK

This section outlines details for programmatic conversion such as variable or return type deduction, language-specific styles, comparison, coding style, and natural language adaptation. Examples of our conversions are also shown in Section R.1.

O.1 SUPPORTED TYPES OF OBJECT CONVERSION

Our conversion framework depends on the structure of basic programming problems which involve object types of the following:

- Integer or long version of integer
- Float or double
- Boolean
- String. We assume any string of single character is also of type string for the purpose of conversion.
- None. This depends whether the target language also supports None/null/nil types.
- List. Tuples in Python are also converted to list in all languages.
- Dictionary
- Set

For any container type, we recursively perform object conversion for all nested structure within the container.

O.2 ARGUMENT AND RETURN TYPE DEDUCTION

We infer the argument types by inspecting at the argument values provided in the test examples directly. In many cases, the argument is a list of heterogeneous data (could be a list, a set, etc., as elements). We make sure to infer the most general type given all the values. For example, if one argument value of type `List<Integer>` and the other argument value if of type `List<Number>`, then the type should be `List<Number>`. If one argument type is `List<List<Integer>>` and the other argument type is `List<HashMap<Integer, String>>`, then the type would be `List<Object>`, for example. We infer the types that the function should return based on the assertion values from the test cases. Again, we deduce the most general type, considering the assertion values from all the test cases.

O.3 PROMPT CONSTRUCTION

We deal with all formats in the prompt with great care. For instance, docstrings for Java and JavaScript are to be before the function signature, following the convention. For Java, this is crucial, otherwise it would be too out of distribution and the model would not generate anything, if docstring is below function signature.

O.4 DOCSTRING AND NATURAL LANGUAGE CONVERSION

The natural language statements for datasets such as MBPP can contain python-specific statements that might not be applicable to Java or Javascript such as “Write a function in Python to ...” or “... if the object does not exist, return None”. We substitute “Python” with the target language name, “None” as appropriate null values.

O.5 POTENTIAL USE OF TRANSCODER FOR DATASET CONSTRUCTION

We conduct preliminary experiments using a publicly available code translation model Transcoder (Lachaux et al., 2020b) to perform dataset conversion. Overall, there are two main limitations of this approach. First, these models typically support a limited number of language pairs, which means that we would not be able to perform conversion to 10+ languages like with our proposed framework.

Second, we find that there are some common errors associated with type inference, for instance, when the return type should be `boolean`, the translation model can predict `int` as a return type. These types of error cause false negatives and can impact overall quality of the converted datasets. In contrast, we do not have these types of errors in our conversion framework due to the static analysis implementation.

In particular, Transcoder (Lachaux et al., 2020b) supports Python, Java, and C++. In this setup, we use a complete function in Python as an input prompt. The transcoder model then generates a complete function in Java and C++. Here, we are interested in whether the model is able to translate function signatures that capture necessary information.

Example 1 While the model seems able to translate the function signature, the function name for Java and C++ appear to be in snake case, which is not the standard for these languages.

```

1 ===== TASK_ID: 6 =====
2 ----- Input in Python -----
3 def differ_At_One_Bit_Pos(a,b):
4     return is_Power_OF_Two(a ^ b)
5 ----- Translation in Java -----
6 public static boolean differAt_One_Bit_Pos ( int a , int b ) {
7     .
8     .
9 ----- Translation in C++ -----
10 bool Differ_At_One_Bit_Pos ( int a , int b ) {
11     .
12     .

```

Example 2 The model seems to adapt the function name to be entirely different, i.e., `is_undulating` to `isAbundulating` or `isSkundulating`.

```

1 ===== TASK_ID: 92 =====
2 ----- Input in Python -----
3 def is_undulating(n):
4     if (len(n) <= 2):
5         return False
6     for i in range(2, len(n)):
7         if (n[i - 2] != n[i]):
8             return False
9     return True
10 ----- Translation in Java -----
11 public static boolean isAbundulating ( int [ ] n ) {
12     .
13     .
14 ----- Translation in C++ -----
15 bool isSkundulating ( string n ) {
16     .
17     .

```

Example 3 Incorrect type inference where a nested list `nestedList` in Python is mapped to a string in C++, or simply a flat list of strings in Java.

```

1 ===== TASK_ID: 111 =====
2 ----- Input in Python -----
3 def common_in_nested_lists(nestedlist):
4     result = list(set.intersection(*map(set, nestedlist)))
5     return result
6 ----- Translation in Java -----
7 public static String commonInNestedLists ( String [ ] nestedlist ) {
8     .
9     .
10 ----- Translation in C++ -----
11 string commonInNestedLists ( string nestedlist ) {
12     .
13     .

```

Example 4 A list `test_list` is incorrectly inferred to have a type `string` in C++.

```

1 ===== TASK_ID: 117 (fn: 1_of_1) =====
2 ----- Input in Python -----
3 def list_to_float(test_list):
4     res = []
5     for tup in test_list:
6         temp = []
7         for ele in tup:
8             if ele.isalpha():

```

```

9     temp.append(ele)
10    else:
11        temp.append(float(ele))
12        res.append((temp[0],temp[1]))
13    return (str(res))
14 ----- Translation in Java -----
15 public static String listToDouble ( ArrayList < String > testList ) {
16     .
17     .
18
19 ----- Translation in C++ -----
20 string listToDouble ( string testList ) {
21     .
22     .

```

P SYNTHETIC CANONICAL SOLUTIONS

P.1 MULTI-STAGE DATA BOOTSTRAPPING

We combine solutions for (1) normal function completion or with few-shot prompting if the language is out-of-domain and (2) translation settings. This is because these different generation modes can synthetic correct solutions for different problems, according to our evaluation analyses in Section 3.2. We perform data generation in multiple stages. We first sample $n = 100$ samples for all cases, after which we sample for $n = 1000$ cases for the problems where we have not found at least one correct solution. The last step contains uses $n = 10000$ samples. We use temperature 0.8, 1.0 and 1.2 respectively.

P.2 DISCUSSION: GROUND TRUTH ASSUMPTIONS OF TEST CASES

Our synthetic generation of canonical solutions make heavy use of test cases to filter whether each code is correct or not. The process implicitly assumes that the test cases act as a ground truth verifier that provides necessary and sufficient conditions for the correctness of each task’s functionality. Such assumptions might not hold if the test cases are not thoroughly written in the original dataset. In fact, false positives of execution-based datasets can typically occur as indicated in several previous work (Li et al., 2022a). Our framework do not aim to inject additional knowledge per each test case but merely acts to translate a task in one language to another, while carrying the information captured in test cases of the original dataset to the corresponding datasets in other languages. Any corrections to the benchmark shall be done upstream in the original dataset, and can easily propagate to the rest of the converted datasets, since the conversion process for prompts and test cases is purely programmatic. The usefulness of the conversion framework lies in the automated conversion into many languages which can be repeatedly done if the test cases in original datasets are updated, or new tasks are added. This helps reduce human effort to perform such manual translation of a dataset in one language to many others.

One step that can be done to improve thoroughness of the test cases is to use the provided canonical solutions in the original dataset to synthetically generate additional test cases, with the hope that additional test cases can provide test coverage for the functionality. However, this proposal also relies heavily on the canonical solution as the ground truth that captures the true functionality of the task, which might not necessarily be true since during the annotation process, annotators might write canonical solutions that are only partially correct but pass the specified test cases. Therefore, we leave this investigation as future work.

Q QUALITY CHECK OF CONVERTED DATASETS

During the manual review process, we provide the converted programming problem in Java and Javascript to annotators and ask them to check if the problem is correct and clear. Below we categorize the issues identified by annotators, with examples. Almost all of these cases can be attributed to the source dataset we use for conversion. On the other hand, the conversion process itself does not introduce additional errors. For future work, we plan to thoroughly check for errors in the original MBPP. Any changes from there can be easily propagated to the converted datasets due to the automatic conversion.

- Natural language statement is ambiguous.

```

1
2 import java.io.*;
3 import java.lang.*;
4 import java.util.*;
5
6
7 class CountCommon {
8
9     /**
10     * Write a function to count the most common words in a dictionary.
11     * > CountCommon.countCommon(["red", "green", "black", "pink", "black", "white", "
12     * black", "eyes", "white", "black", "orange", "pink", "pink", "red", "red", "white
13     * ", "orange", "white", "black", "pink", "green", "green", "pink", "green", "pink",
14     * "white", "orange", "orange", "red"])
15     * [[["pink", 6], ["black", 5], ["white", 5], ["red", 4]]
16     * > CountCommon.countCommon(["one", "two", "three", "four", "five", "one", "two",
17     * "one", "three", "one"])
18     * [[["one", 4], ["two", 2], ["three", 2], ["four", 1]]
19     * > CountCommon.countCommon(["Facebook", "Apple", "Amazon", "Netflix", "Google",
20     * "Apple", "Netflix", "Amazon"])
21     * [[["Apple", 2], ["Amazon", 2], ["Netflix", 2], ["Facebook", 1]]
22     */
23     public static List<List<Object>> countCommon(List<String> words) {
24
25     // Comment: The problem should explicit state to count the 4 most common words.

```

- Spelling mistake.

```

1
2 /**
3 * Write a javascript function to count numbers whose oth and nth bits are set.
4 * > countNum(2)
5 * 1
6 * > countNum(3)
7 * 2
8 * > countNum(1)
9 * 1
10 */
11 function countNum(n) {
12
13 // Comment: "oth" should be "0th"

```

- One or more test cases are wrong.

```

1
2 import java.io.*;
3 import java.lang.*;
4 import java.util.*;
5
6
7 class FirstRepeatedChar {
8
9     /**
10     * Write a java function to find the first repeated character in a given string.
11     * > FirstRepeatedChar.firstRepeatedChar("Google")
12     * "o"
13     * > FirstRepeatedChar.firstRepeatedChar("data")
14     * "a"
15     * > FirstRepeatedChar.firstRepeatedChar("python")
16     * "\x00"
17     */
18     public static String firstRepeatedChar(String str) {
19
20     // Comment: The last test case is incorrect.
21

```

R DATASETS

R.1 MBXP

Below, we show examples of the samples from the original dataset as well as the converted dataset.

Table 11: MBXP Datasets in 10+ Languages. The dataset names are loosely inspired by each language’s file extension. For instance, the Scala or Perl dataset is MBSCP or MBPKP due to the file extension being `.sc` or `.pl`.

Language	Dataset Name
Python	MBPP
Java	MBJP
JavaScript	MBJSP
TypeScript	MBTSP
Go	MBGP
C#	MBCSP
PHP	MBPHP
Ruby	MBRBP
Kotlin	MBKP
C++	MBCPP
Perl	MBPLP
Scala	MBSCP
Swift	MBSWP

R.1.1 MBPP: PYTHON

Note that we convert the original MBPP dataset (Austin et al., 2021) which has a slightly different format into HumanEval format (Chen et al., 2021) with function signature and docstring, as shown below. The use of function signature and docstring in the formatted MBPP makes it consistent with the converted datasets in all other languages.

```

1 # ----- MBPP/1: PROMPT -----
2 def min_cost(cost, m, n):
3     """
4     Write a function to find the minimum cost path to reach (m, n) from (0, 0) for the given
5     cost matrix cost[][] and a position (m, n) in cost[][].
6     >>> min_cost([[1, 2, 3], [4, 8, 2], [1, 5, 3]], 2, 2)
7     8
8     >>> min_cost([[2, 3, 4], [5, 9, 3], [2, 6, 4]], 2, 2)
9     12
10    >>> min_cost([[3, 4, 5], [6, 10, 4], [3, 7, 5]], 2, 2)
11    16
12    """
13 # ----- CANONICAL SOLUTION -----
14 R = 3
15 C = 3
16 tc = [[0 for x in range(C)] for x in range(R)]
17 tc[0][0] = cost[0][0]
18 for i in range(1, m+1):
19     tc[i][0] = tc[i-1][0] + cost[i][0]
20 for j in range(1, n+1):
21     tc[0][j] = tc[0][j-1] + cost[0][j]
22 for i in range(1, m+1):
23     for j in range(1, n+1):
24         tc[i][j] = min(tc[i-1][j-1], tc[i-1][j], tc[i][j-1]) + cost[i][j]
25 return tc[m][n]
26
27 # ----- TEST -----
28
29 def check(candidate):
30     assert candidate([[1, 2, 3], [4, 8, 2], [1, 5, 3]], 2, 2) == 8
31     assert candidate([[2, 3, 4], [5, 9, 3], [2, 6, 4]], 2, 2) == 12
32     assert candidate([[3, 4, 5], [6, 10, 4], [3, 7, 5]], 2, 2) == 16

```

R.1.2 MBJP: JAVA


```

1 // ----- MBJP/1:  PROMPT -----
2 import java.io.*;
3 import java.lang.*;
4 import java.util.*;
5 import java.math.*;
6
7
8 class MinCost {
9
10     /**
11     * Write a function to find the minimum cost path to reach (m, n) from (0, 0) for the
12     * given cost matrix cost[][] and a position (m, n) in cost[][].
13     * > MinCost.minCost([[1, 2, 3], [4, 8, 2], [1, 5, 3]], 2, 2)
14     * 8
15     * > MinCost.minCost([[2, 3, 4], [5, 9, 3], [2, 6, 4]], 2, 2)
16     * 12
17     * > MinCost.minCost([[3, 4, 5], [6, 10, 4], [3, 7, 5]], 2, 2)
18     * 16
19     */
20     // ----- COMPLETION (model generated) -----
21     public static int minCost(List<List<Integer>> cost, int m, int n) {
22         int[][] dp = new int[m][n];
23         for (int i = 0; i < m; i++) {
24             for (int j = 0; j < n; j++) {
25                 if (i == 0 && j == 0) {
26                     dp[i][j] = cost.get(i).get(j);
27                 } else if (i == 0) {
28                     dp[i][j] = dp[i][j - 1] + cost.get(i).get(j);
29                 } else if (j == 0) {
30                     dp[i][j] = dp[i - 1][j] + cost.get(i).get(j);
31                 } else {
32                     dp[i][j] = Math.min(dp[i - 1][j], dp[i][j - 1]) + cost.get(i).get(j);
33                 }
34             }
35         }
36         return dp[m - 1][n - 1];
37     }
38     // ----- TEST -----
39     class Main {
40         public static boolean compare(Object obj1, Object obj2) {
41             return obj1.equals(obj2);
42         }
43
44         public static void main(String[] args) throws Exception {
45             int x0 = MinCost.minCost(Arrays.asList(Arrays.asList(1, 2, 3), Arrays.asList(4, 8, 2),
46             Arrays.asList(1, 5, 3)), 2, 2);
47             if (!(compare(x0, 8))) {
48                 throw new java.lang.Exception("Exception -- test case 0 did not pass. x0 = " + x0)
49             };
50
51             int x1 = MinCost.minCost(Arrays.asList(Arrays.asList(2, 3, 4), Arrays.asList(5, 9, 3),
52             Arrays.asList(2, 6, 4)), 2, 2);
53             if (!(compare(x1, 12))) {
54                 throw new java.lang.Exception("Exception -- test case 1 did not pass. x1 = " + x1)
55             };
56
57             int x2 = MinCost.minCost(Arrays.asList(Arrays.asList(3, 4, 5), Arrays.asList(6, 10, 4),
58             Arrays.asList(3, 7, 5)), 2, 2);
59             if (!(compare(x2, 16))) {
60                 throw new java.lang.Exception("Exception -- test case 2 did not pass. x2 = " + x2)
61             };
62         }
63     }
64 }

```

R.1.3 MBJSP: JAVASCRIPT

```

1 // ----- MBJSP/1:  PROMPT -----
2 /**
3 * Write a function to find the minimum cost path to reach (m, n) from (0, 0) for the given
4 * cost matrix cost[][] and a position (m, n) in cost[][].
5 * > minCost([[1, 2, 3], [4, 8, 2], [1, 5, 3]], 2, 2)
6 * 8
7 * > minCost([[2, 3, 4], [5, 9, 3], [2, 6, 4]], 2, 2)
8 * 12

```

```

8 * > minCost([[3, 4, 5], [6, 10, 4], [3, 7, 5]], 2, 2)
9 * 16
10 */
11 function minCost(cost, m, n) {
12 // ----- COMPLETION (model generated) -----
13   const dp = new Array(m + 1).fill(0).map(() => new Array(n + 1).fill(0));
14   for (let i = 1; i <= m; i++) {
15     for (let j = 1; j <= n; j++) {
16       dp[i][j] = cost[i - 1][j - 1] + Math.min(dp[i - 1][j], dp[i][j - 1]);
17     }
18   }
19   return dp[m][n];
20 }
21
22 // ----- TEST -----
23 const _ = require("lodash")
24
25 function compare(object1, object2){
26   return _.isEqual(object1, object2)
27 }
28
29 var x = minCost([[1, 2, 3], [4, 8, 2], [1, 5, 3]], 2, 2)
30 if(compare(x, 8)){} else { throw 'Error at 1th assert statement. Value = ' + JSON.stringify(x)
31 }
32 var x = minCost([[2, 3, 4], [5, 9, 3], [2, 6, 4]], 2, 2)
33 if(compare(x, 12)){} else { throw 'Error at 2th assert statement. Value = ' + JSON.stringify(x)
34 }
35 var x = minCost([[3, 4, 5], [6, 10, 4], [3, 7, 5]], 2, 2)
36 if(compare(x, 16)){} else { throw 'Error at 3th assert statement. Value = ' + JSON.stringify(x)
37 }

```

R.1.4 MBTSP: TYPESCRIPT

```

1 // ----- MBTSP/1: PROMPT -----
2 /**
3  * Write a function to find the minimum cost path to reach (m, n) from (0, 0) for the given
4  * cost matrix cost[][] and a position (m, n) in cost[][].
5  *
6  * Examples:
7  * >>> min_cost([[1, 2, 3], [4, 8, 2], [1, 5, 3]], 2, 2)
8  * >>> 8
9  * >>> min_cost([[2, 3, 4], [5, 9, 3], [2, 6, 4]], 2, 2)
10 * >>> 12
11 * >>> min_cost([[3, 4, 5], [6, 10, 4], [3, 7, 5]], 2, 2)
12 * >>> 16
13 */
14 const min_cost = function (cost: Array<Array<number>>, m: number, n: number) : number {
15 // ----- COMPLETION (model generated) -----
16   const dp = [];
17   for (let i = 0; i <= m; i++) {
18     dp[i] = [];
19     for (let j = 0; j <= n; j++) {
20       dp[i][j] = Number.MAX_SAFE_INTEGER;
21     }
22   }
23   dp[0][0] = cost[0][0];
24   for (let i = 1; i <= m; i++) {
25     dp[i][0] = cost[i][0] + dp[i - 1][0];
26   }
27   for (let j = 1; j <= n; j++) {
28     dp[0][j] = cost[0][j] + dp[0][j - 1];
29   }
30   for (let i = 1; i <= m; i++) {
31     for (let j = 1; j <= n; j++) {
32       dp[i][j]
33 // ----- TEST -----
34 import * as assert from 'assert'
35
36 let actual_1 = min_cost([[1, 2, 3], [4, 8, 2], [1, 5, 3]], 2, 2);
37 let expected_1 = 8;
38 assert.deepEqual(actual_1, expected_1);
39
40 let actual_2 = min_cost([[2, 3, 4], [5, 9, 3], [2, 6, 4]], 2, 2);
41 let expected_2 = 12;
42 assert.deepEqual(actual_2, expected_2);
43
44 let actual_3 = min_cost([[3, 4, 5], [6, 10, 4], [3, 7, 5]], 2, 2);
45 let expected_3 = 16;
46 assert.deepEqual(actual_3, expected_3);

```

R.1.5 MBGP: Go

```

1 // ----- MBGP/1: PROMPT -----
2 package main
3
4 // Code should be written in Go/Golang
5 // Write a function to find the minimum cost path to reach (m, n) from (0, 0) for the given
   cost matrix cost[][] and a position (m, n) in cost[][].
6 // Examples:
7 // >>> min_cost([[1, 2, 3], [4, 8, 2], [1, 5, 3]], 2, 2)
8 // >>> 8
9 // >>> min_cost([[2, 3, 4], [5, 9, 3], [2, 6, 4]], 2, 2)
10 // >>> 12
11 // >>> min_cost([[3, 4, 5], [6, 10, 4], [3, 7, 5]], 2, 2)
12 // >>> 16
13 func min_cost (cost [][]int, m int, n int) int {
14 // ----- COMPLETION (model generated) -----
15     R := 3
16     C := 3
17     tc := make([][]int, 0)
18     tc[0][0] := cost[0][0]
19     for i := 1, m {
20         tc[i][0] := tc[i-1][0] + cost[i][0]
21     }
22     for j := 1, n {
23         tc[0][j] := tc[0][j-1] + cost[0][j]
24     }
25     for i := 1, m {
26         for j := 1, n {
27             tc[i][j] := min(tc[i-1][j-1], tc[i-1][j], tc[i][j-1]) + cost[i][j]
28         }
29     }
30     return tc[m][n]
31 }
32 // ----- TEST -----
33 func deepCompare(a interface{}, b interface{}) bool {
34     aJSON, err := json.Marshal(a)
35     if err != nil {
36         panic(err)
37     }
38     bJSON, err := json.Marshal(b)
39     if err != nil {
40         panic(err)
41     }
42     var a2 interface{}
43     var b2 interface{}
44     err = json.Unmarshal(aJSON, &a2)
45     if err != nil {
46         panic(err)
47     }
48     err = json.Unmarshal(bJSON, &b2)
49     if err != nil {
50         panic(err)
51     }
52     result := reflect.DeepEqual(a2, b2)
53     if result {
54         return true
55     } else {
56         panic(fmt.Sprintf("%v != %v", a, b))
57     }
58 }
59
60 func main() {
61     actual_1 := min_cost([][]int{{int{1, 2, 3}, [int{4, 8, 2}, [int{1, 5, 3}},2,2)
62     expected_1 := 8
63     deepCompare(actual_1, expected_1)
64
65     actual_2 := min_cost([][]int{{int{2, 3, 4}, [int{5, 9, 3}, [int{2, 6, 4}},2,2)
66     expected_2 := 12
67     deepCompare(actual_2, expected_2)
68
69     actual_3 := min_cost([][]int{{int{3, 4, 5}, [int{6, 10, 4}, [int{3, 7, 5}},2,2)
70     expected_3 := 16
71     deepCompare(actual_3, expected_3)
72
73 }

```

R.1.6 MBCSP: C#

```

1 // ----- MBCSP/1: PROMPT -----
2 using System;
3 using System.Collections.Generic;
4 using System.Linq;
5 using System.Text.RegularExpressions;
6
7 namespace Solution
8 {
9     public class Program
10    {
11        /// <summary>
12        /// Write a function to find the minimum cost path to reach (m, n) from (0, 0) for the
13        /// given cost matrix cost[][] and a position (m, n) in cost[][].
14        /// Examples:
15        /// >>> MinCost([[1, 2, 3], [4, 8, 2], [1, 5, 3]], 2, 2)
16        /// >>> 8
17        /// >>> MinCost([[2, 3, 4], [5, 9, 3], [2, 6, 4]], 2, 2)
18        /// >>> 12
19        /// >>> MinCost([[3, 4, 5], [6, 10, 4], [3, 7, 5]], 2, 2)
20        /// >>> 16
21        /// </summary>
22        public static int MinCost (List<List<int>> cost, int m, int n)
23        {
24            // ----- COMPLETION (model generated) -----
25            // TODO: Write your code here
26            return 0;
27        }
28        // ----- TEST -----
29        public static void Main(string[] args)
30        {
31            CompareLogic compareLogic = new CompareLogic();
32            var actual1 = MinCost(new List<List<int>> {new List<int> {1,2,3},new List<int>
33            {4,8,2},new List<int> {1,5,3}},2,2);
34            var expected1 = 8;
35            var result1 = compareLogic.Compare(actual1, expected1);
36            if (!result1.AreEqual) {throw new Exception("assertion failed");}
37
38            var actual2 = MinCost(new List<List<int>> {new List<int> {2,3,4},new List<int>
39            {5,9,3},new List<int> {2,6,4}},2,2);
40            var expected2 = 12;
41            var result2 = compareLogic.Compare(actual2, expected2);
42            if (!result2.AreEqual) {throw new Exception("assertion failed");}
43
44            var actual3 = MinCost(new List<List<int>> {new List<int> {3,4,5},new List<int>
45            {6,10,4},new List<int> {3,7,5}},2,2);
46            var expected3 = 16;
47            var result3 = compareLogic.Compare(actual3, expected3);
48            if (!result3.AreEqual) {throw new Exception("assertion failed");}
49        }
50    }
51 }

```

R.1.7 MBPHP: PHP

```

1 // ----- MBPHP/1: PROMPT -----
2 /**
3  * You are an expert PHP programmer, and here is your task.
4  * Write a function to find the minimum cost path to reach (m, n) from (0, 0) for the given
5  * cost matrix cost[][] and a position (m, n) in cost[][].
6  * php > minCost([[1, 2, 3], [4, 8, 2], [1, 5, 3]], 2, 2)
7  * 8
8  * php > minCost([[2, 3, 4], [5, 9, 3], [2, 6, 4]], 2, 2)
9  * 12
10 * php > minCost([[3, 4, 5], [6, 10, 4], [3, 7, 5]], 2, 2)
11 * 16
12 */
13 function minCost($cost, $m, $n) {
14     // ----- COMPLETION (model generated) -----
15     $min = $cost[$m][$n];
16     for ($i = $m + 1; $i < $m + $n; $i++) {
17         for ($j = $i + 1; $j < $m + $n; $j++) {
18             if ($cost[$i][$j] < $min) {
19                 $min = $cost[$i][$j];
20             }
21         }
22     }
23     return $min;
24 }

```

```

23 }
24 // ----- TEST -----
25 function compare($x, $y) {
26   return $x == $y;
27 }
28
29 $x = minCost([[1, 2, 3], [4, 8, 2], [1, 5, 3]], 2, 2);
30 if (!compare($x, 8)) {
31   throw new Exception("Error at 1th assert statement.");
32 }
33
34 $x = minCost([[2, 3, 4], [5, 9, 3], [2, 6, 4]], 2, 2);
35 if (!compare($x, 12)) {
36   throw new Exception("Error at 2th assert statement.");
37 }
38
39 $x = minCost([[3, 4, 5], [6, 10, 4], [3, 7, 5]], 2, 2);
40 if (!compare($x, 16)) {
41   throw new Exception("Error at 3th assert statement.");
42 }

```

R.1.8 MBRBP: RUBY

```

1 # ----- MBRBP/1: PROMPT -----
2 ##
3 # You are an expert Ruby programmer, and here is your task.
4 # Write a function to find the minimum cost path to reach (m, n) from (0, 0) for the given
5 # cost matrix cost[][] and a position (m, n) in cost[][].
6 # irb> min_cost([[1, 2, 3], [4, 8, 2], [1, 5, 3]], 2, 2)
7 # => 8
8 # irb> min_cost([[2, 3, 4], [5, 9, 3], [2, 6, 4]], 2, 2)
9 # => 12
10 # irb> min_cost([[3, 4, 5], [6, 10, 4], [3, 7, 5]], 2, 2)
11 # => 16
12
13 def min_cost(cost, m, n)
14 # ----- COMPLETION (model generated) -----
15 # Write your code here.
16   if cost[m][n] == 0:
17     return 0
18   if m == 0 and n == 0:
19     return cost[m][n]
20   if m == 0:
21     return cost[m][n] + min_cost(cost, m, n - 1)
22   if n == 0:
23     return cost[m][n] + min_cost(cost, m - 1, n)
24   return cost[m][n] + min(min_cost(cost, m - 1, n), min_cost(cost, m, n - 1))
25 end
26 # ----- TEST -----
27 x = min_cost([[1, 2, 3], [4, 8, 2], [1, 5, 3]], 2, 2)
28 if x != 8
29   raise StandardError, "Error at test case 1"
30 end
31 x = min_cost([[2, 3, 4], [5, 9, 3], [2, 6, 4]], 2, 2)
32 if x != 12
33   raise StandardError, "Error at test case 2"
34 end
35 x = min_cost([[3, 4, 5], [6, 10, 4], [3, 7, 5]], 2, 2)
36 if x != 16
37   raise StandardError, "Error at test case 3"
38 end

```

R.1.9 MBKP: KOTLIN

```

1 // ----- MBKP/1: PROMPT -----
2 /**
3  * You are an expert Kotlin programmer, and here is your task.
4  * Write a function to find the minimum cost path to reach (m, n) from (0, 0) for the given
5  * cost matrix cost[][] and a position (m, n) in cost[][].
6  * >>> minCost([[1, 2, 3], [4, 8, 2], [1, 5, 3]], 2, 2)
7  * 8
8  * >>> minCost([[2, 3, 4], [5, 9, 3], [2, 6, 4]], 2, 2)
9  * 12
10 * >>> minCost([[3, 4, 5], [6, 10, 4], [3, 7, 5]], 2, 2)
11 * 16
12 */
13 fun minCost(cost : List<List<Int>>, m : Int, n : Int) : Int {

```

```

13 // ----- COMPLETION (model generated) -----
14 var dp = Array(m + 1).fill(0).map { Array(n + 1).fill(0) }
15 dp[0][0] = cost[0][0]
16 for (i in 0 until m) {
17     for (j in 0 until n) {
18         if (i == 0 || j == 0) {
19             dp[i + 1][j + 1] = cost[i][j]
20         } else {
21             dp[i + 1][j + 1] = cost[i][j] + min(dp[i][j], dp[i][j + 1], dp[i + 1][j])
22         }
23     }
24 }
25 return dp[m][n]
26 }
27 // ----- TEST -----
28 fun main() {
29     var arg00 : List<List<Int>> = mutableListOf(mutableListOf(1, 2, 3), mutableListOf(4, 8, 2)
30     , mutableListOf(1, 5, 3))
31     var arg01 : Int = 2
32     var arg02 : Int = 2
33     var x0 : Int = minCost(arg00, arg01, arg02)
34     if (x0 != 8) {
35         throw Exception("Exception -- test case 0 did not pass. x0 = " + x0)
36     }
37     var arg10 : List<List<Int>> = mutableListOf(mutableListOf(2, 3, 4), mutableListOf(5, 9, 3)
38     , mutableListOf(2, 6, 4))
39     var arg11 : Int = 2
40     var arg12 : Int = 2
41     var x1 : Int = minCost(arg10, arg11, arg12)
42     if (x1 != 12) {
43         throw Exception("Exception -- test case 1 did not pass. x1 = " + x1)
44     }
45     var arg20 : List<List<Int>> = mutableListOf(mutableListOf(3, 4, 5), mutableListOf(6, 10,
46     4), mutableListOf(3, 7, 5))
47     var arg21 : Int = 2
48     var arg22 : Int = 2
49     var x2 : Int = minCost(arg20, arg21, arg22)
50     if (x2 != 16) {
51         throw Exception("Exception -- test case 2 did not pass. x2 = " + x2)
52     }
53 }

```

R.1.10 MBCPP: C++

```

1 // ----- MBCPP/1: PROMPT -----
2 #include <bits/stdc++.h>
3 using namespace std;
4
5
6 /**
7  * Write a function to find the minimum cost path to reach (m, n) from (0, 0) for the given
8  * cost matrix cost[][] and a position (m, n) in cost[][].
9  * > minCost(vector<vector<int>>{{1, 2, 3}, {4, 8, 2}, {1, 5, 3}}, 2, 2)
10 * 8
11 * > minCost(vector<vector<int>>{{2, 3, 4}, {5, 9, 3}, {2, 6, 4}}, 2, 2)
12 * 12
13 * > minCost(vector<vector<int>>{{3, 4, 5}, {6, 10, 4}, {3, 7, 5}}, 2, 2)
14 * 16
15 */
16 int minCost(vector<vector<int>> cost, int m, int n) {
17 // ----- COMPLETION (model generated) -----
18     vector<int> dp(m + 1, n + 1);
19     dp[0][0] = 0;
20     for (int i = 1; i <= m; i++) {
21         dp[i][0] = dp[i - 1][0] + cost[i - 1][0];
22     }
23     for (int j = 1; j <= n; j++) {
24         dp[0][j] = dp[0][j - 1] + cost[0][j - 1];
25     }
26     for (int i = 1; i <= m; i++) {
27         for (int j = 1; j <= n; j++) {
28             dp[i][j] = cost[i - 1][j - 1] + Math.min(dp[i - 1][j], dp[i][j - 1]);
29         }
30     }
31     return dp[m][n];

```

```

32 }
33
34 // ----- TEST -----
35
36 template <typename T> bool compare(T a, T b){
37     return a == b;
38 }
39
40 int main(int argc, char* argv[]){
41     int x0 = minCost(vector<vector<int>>{{1, 2, 3}, {4, 8, 2}, {1, 5, 3}}, 2, 2);
42     if (!(compare(x0, 8))) {
43         throw runtime_error("Exception -- test case 0 did not pass.");
44     }
45
46     int x1 = minCost(vector<vector<int>>{{2, 3, 4}, {5, 9, 3}, {2, 6, 4}}, 2, 2);
47     if (!(compare(x1, 12))) {
48         throw runtime_error("Exception -- test case 1 did not pass.");
49     }
50
51     int x2 = minCost(vector<vector<int>>{{3, 4, 5}, {6, 10, 4}, {3, 7, 5}}, 2, 2);
52     if (!(compare(x2, 16))) {
53         throw runtime_error("Exception -- test case 2 did not pass.");
54     }
55
56     return 0;
57 }

```

R.1.11 MBPLP: PERL

```

1 # ----- MBPLP/1: PROMPT -----
2 # You are an expert Perl programmer, and here is your task.
3 # Write a function to find the minimum cost path to reach (m, n) from (0, 0) for the given
4 # cost matrix cost[][] and a position (m, n) in cost[][].
5 # >>> min_cost([[1, 2, 3], [4, 8, 2], [1, 5, 3]], 2, 2)
6 # 8
7 # >>> min_cost([[2, 3, 4], [5, 9, 3], [2, 6, 4]], 2, 2)
8 # 12
9 # >>> min_cost([[3, 4, 5], [6, 10, 4], [3, 7, 5]], 2, 2)
10 # 16
11 sub min_cost
12 {
13     my ($cost, $m, $n) = @_;
14 # ----- COMPLETION (model generated) -----
15     my $min = 0;
16     my $path = 0;
17     my $i = 0;
18     my $j = 0;
19     my $min_path = 0;
20     my $min_i = 0;
21     my $min_j = 0;
22     while ($i < $m and $j < $n) {
23         if ($cost[$i][$j] < $min) {
24             $min = $cost[$i][$j];
25             $min_i = $i;
26             $min_j = $j;
27         }
28         if ($i < $m - 1) {
29             $i += 1;
30         } else {
31             $i = 0;
32             $j += 1;
33         }
34     }
35     $path = $min_i + 1;
36     $path
37 # ----- CANONICAL SOLUTION -----
38 use Data::Compare;
39 my $arg00 = [[1, 2, 3], [4, 8, 2], [1, 5, 3]];
40 my $arg01 = 2;
41 my $arg02 = 2;
42 my $x0 = min_cost($arg00, $arg01, $arg02);
43 my $v0 = 8;
44 unless(Compare($x0, $v0)) {
45     die "Exception -- test case 0 did not pass.";
46 }
47 my $arg10 = [[2, 3, 4], [5, 9, 3], [2, 6, 4]];
48 my $arg11 = 2;
49 my $arg12 = 2;

```

```

50 my $x1 = min_cost($arg10, $arg11, $arg12);
51 my $v1 = 12;
52 unless(Compare($x1, $v1)) {
53     die "Exception -- test case 1 did not pass.";
54 }
55 my $arg20 = [[3, 4, 5], [6, 10, 4], [3, 7, 5]];
56 my $arg21 = 2;
57 my $arg22 = 2;
58 my $x2 = min_cost($arg20, $arg21, $arg22);
59 my $v2 = 16;
60 unless(Compare($x2, $v2)) {
61     die "Exception -- test case 2 did not pass.";
62 }

```

R.1.12 MBSCP: SCALA

```

1 // ----- MBSCP/1: PROMPT -----
2 object Main extends App {
3     /**
4      * You are an expert Scala programmer, and here is your task.
5      * Write a function to find the minimum cost path to reach (m, n) from (0, 0) for the
6      * given cost matrix cost[][] and a position (m, n) in cost[][].
7      * >>> minCost(List(List(1, 2, 3), List(4, 8, 2), List(1, 5, 3)), 2, 2)
8      * 8
9      * >>> minCost(List(List(2, 3, 4), List(5, 9, 3), List(2, 6, 4)), 2, 2)
10     * 12
11     * >>> minCost(List(List(3, 4, 5), List(6, 10, 4), List(3, 7, 5)), 2, 2)
12     * 16
13     */
14     def minCost(cost : List[List[Int]], m : Int, n : Int) : Int = {
15 // ----- COMPLETION (model generated) -----
16         val dp = Array(m + 1, n + 1)
17         dp(0, 0) = 0
18         for (i <- 0 until m) {
19             for (j <- 0 until n) {
20                 if (i == 0 && j == 0) continue
21                 if (i == 0) dp(i, j) = cost(i, j)
22                 else if (j == 0) dp(i, j) = dp(i - 1, j) + cost(i, j)
23                 else dp(i, j) = min(dp(i - 1, j), dp(i, j - 1)) + cost(i, j)
24             }
25         }
26         println(dp(m, n))
27     }
28 // ----- TEST -----
29
30 var arg00 : List[List[Int]] = List(List(1, 2, 3), List(4, 8, 2), List(1, 5, 3))
31 var arg01 : Int = 2
32 var arg02 : Int = 2
33 var x0 : Int = minCost(arg00, arg01, arg02)
34 var v0 : Int = 8
35 assert(x0 == v0, "Exception -- test case 0 did not pass. x0 = " + x0)
36
37 var arg10 : List[List[Int]] = List(List(2, 3, 4), List(5, 9, 3), List(2, 6, 4))
38 var arg11 : Int = 2
39 var arg12 : Int = 2
40 var x1 : Int = minCost(arg10, arg11, arg12)
41 var v1 : Int = 12
42 assert(x1 == v1, "Exception -- test case 1 did not pass. x1 = " + x1)
43
44 var arg20 : List[List[Int]] = List(List(3, 4, 5), List(6, 10, 4), List(3, 7, 5))
45 var arg21 : Int = 2
46 var arg22 : Int = 2
47 var x2 : Int = minCost(arg20, arg21, arg22)
48 var v2 : Int = 16
49 assert(x2 == v2, "Exception -- test case 2 did not pass. x2 = " + x2)
50
51 }

```

R.1.13 MBSWP: SWIFT

```

1 // ----- MBSWP/1: PROMPT -----
2 /**
3  * You are an expert Swift programmer, and here is your task.
4  * Write a function to find the minimum cost path to reach (m, n) from (0, 0) for the given
5  * cost matrix cost[][] and a position (m, n) in cost[][].
6  * >>> minCost([[1, 2, 3], [4, 8, 2], [1, 5, 3]], 2, 2)

```



```

6 * 8
7 * >>> minCost([[2, 3, 4], [5, 9, 3], [2, 6, 4]], 2, 2)
8 * 12
9 * >>> minCost([[3, 4, 5], [6, 10, 4], [3, 7, 5]], 2, 2)
10 * 16
11 */
12 func minCost(cost : [[Int]], m : Int, n : Int) -> Int {
13 // ----- COMPLETION (model generated) -----
14   if (m == 0 || n == 0) {
15     return 0;
16   }
17   if (m == 1 || n == 1) {
18     return cost[0][1];
19   }
20   if (cost[m][n] != -1) {
21     return cost[m][n];
22   }
23   cost[m][n] = min(minCost(cost, m - 1, n) + cost[m][n], minCost(cost, m, n - 1) + cost[m][n]);
24   return cost[m][n];
25 }
26 // ----- CANONICAL SOLUTION -----
27 var arg00 : [[Int]] = [[1, 2, 3], [4, 8, 2], [1, 5, 3]]
28 var arg01 : Int = 2
29 var arg02 : Int = 2
30 var x0 : Int = minCost(cost : arg00, m : arg01, n : arg02)
31 var v0 : Int = 8
32 assert(x0 == v0, "Exception -- test case 0 did not pass. x0 = ")
33
34 var arg10 : [[Int]] = [[2, 3, 4], [5, 9, 3], [2, 6, 4]]
35 var arg11 : Int = 2
36 var arg12 : Int = 2
37 var x1 : Int = minCost(cost : arg10, m : arg11, n : arg12)
38 var v1 : Int = 12
39 assert(x1 == v1, "Exception -- test case 1 did not pass. x1 = ")
40
41 var arg20 : [[Int]] = [[3, 4, 5], [6, 10, 4], [3, 7, 5]]
42 var arg21 : Int = 2
43 var arg22 : Int = 2
44 var x2 : Int = minCost(cost : arg20, m : arg21, n : arg22)
45 var v2 : Int = 16
46 assert(x2 == v2, "Exception -- test case 2 did not pass. x2 = ")

```

R.2 MULTI-LINGUAL HUMAN EVAL

HumanEval contains 164 cases, most of which are compatible with our conversion framework. For some cases where the tests are not explicit, such as using Python for loop to iterate over many test cases, we expand them out explicitly to make it compatible with the conversion framework. For instance, the test statement below

```

1 for x in range(2, 8):
2   assert candidate(x, x+1) == str(x)

```

is expanded to

```

1 assert candidate(2, 3) == "2"
2 assert candidate(3, 4) == "3"
3 assert candidate(4, 5) == "4"
4 assert candidate(5, 6) == "5"
5 assert candidate(6, 7) == "6"
6 assert candidate(7, 8) == "7"

```

There are some cases that we filtered out such as cases that involve a user defined function. In total, we keep 161 out of 164 cases. We format of multi-lingual HumanEval are similar to that of MBXP in each language; therefore, we skip the display of examples in this section for brevity.

R.3 MULTI-LINGUAL MATHQA

By extending MathQA-python datasets Austin et al. (2021) for other programming languages, we obtained MathQA-Java and MathQA-JavaScript, for the purpose of evaluating the ability of the models to reason and synthesize code from more complex text, under multiple languages. The original MathQA-python problem contains a short text (which describes a mathematical question),

an answer (usually a real number) and a canonical solution in Python. Based on this, to build a version in a different language, we perform following two transformation steps:

- Convert MathQA-Python problem into our canonical MBXP format (Section 2). Specifically, we construct a unified function signature, ie. `def problem():`, followed by a docstring, which is equivalent to the short text of the original MathQA-Python. Additionally, a single test case can be generated based on the given answer, ie. `assert problem() == answer`.
- Obtain prompts and test cases in another language for execution-based evaluation using our proposed rule-based conversion framework.
- For the conversion framework outlined in Section 2, we emphasize that we handle floating point comparing numbers to be within $\epsilon = 1e - 8$ instead of exact comparison. This handling is suitable for floating points and helps avoid potential false negatives. It is also compatible with all conversions in other datasets since it is handled within the abstract compare function in each target language.

Below, we show converted examples after the first step (including Python prompts, the canonical solution and a single test case) and its counterparts for Java and JavaScript generated from the second step.

```

1 ----- MathQA-Python -----
2
3 def problem():
4     """
5     a shopkeeper sold an article offering a discount of 5 % and earned a profit of 31.1 % .
6     what would have been the percentage of profit earned if no discount had been offered ? n0
7     = 5.0 n1 = 31.1
8     """
9     n0 = 5.0
10    n1 = 31.1
11    t0 = n1 + 100.0
12    t1 = 100.0 - n0
13    t2 = t0 * 100.0
14    t3 = t2 / t1
15    answer = t3 - 100.0
16    return answer
17
18 import math
19 def compare(x, y):
20     return math.fabs(x-y)<1e-8
21 candidate = problem
22 assert compare(candidate(), 38.0)
23
24 ----- MathQA-Java -----
25
26 import java.io.*;
27 import java.lang.*;
28 import java.util.*;
29 import java.math.*;
30
31 class Problem {
32     /**
33     * a shopkeeper sold an article offering a discount of 5 % and earned a profit of 31.1 % .
34     what would have been the percentage of profit earned if no discount had been offered ?
35     n0 = 5.0 n1 = 31.1
36     */
37     public static double problem() {
38         ..... // the model output are inserted here.
39     }
40 }
41
42 class Main {
43     public static boolean compare(Object obj1, Object obj2) {
44         if (obj1 == null && obj2 == null){
45             return true;
46         } else if (obj1 == null || obj2 == null){
47             return false;
48         } else {
49             if ((obj1 instanceof Double || obj1 instanceof Float) &&
50                 (obj2 instanceof Double || obj2 instanceof Float)
51             ){
52                 if (obj1 instanceof Float){
53                     obj1 = ((Float) obj1).doubleValue();

```

```
51         }
52         if (obj2 instanceof Float){
53             obj2 = ((Float) obj2).doubleValue();
54         }
55         return Math.abs((double)obj1 - (double)obj2) < 1e-7;
56     }
57     else
58         return obj1.equals(obj2);
59     }
60 }
61
62 //execution-based test case
63 public static void main(String[] args) throws Exception {
64     double x0 = Problem.problem();
65     if (!(compare(x0, 38.0))) {
66         throw new java.lang.Exception("Exception -- test case 0 did not pass. x0 = " + x0)
67     ;
68     }
69 }
70 }
71
72
73 ----- MathQA-JavaScript -----
74
75 /**
76  * a shopkeeper sold an article offering a discount of 5 % and earned a profit of 31.1 % .
77   what would have been the percentage of profit earned if no discount had been offered ? n0
78   = 5.0 n1 = 31.1
79  */
80 function problem() {
81     ... // the model output are inserted here.
82 }
83 // execution-based test case
84 const _ = require("lodash")
85
86 function compare(object1, object2){
87     if(typeof object1 == "number" && typeof object2 == "number") {
88         return Math.abs(object1 - object2) < 1e-7
89     }
90     else{
91         return _.isEqual(object1, object2)
92     }
93 }
94
95 var x = problem()
96 if(compare(x, 38.0)){} else { throw 'Error at lth assert statement. Value = ' + JSON.stringify
97     (x) }
```