

Robustness of Locally Differentially Private Graph Analysis Against Poisoning

Jacob Imola*
UC San Diego

Amrita Roy Chowdhury*
UC San Diego

Kamalika Chaudhuri
UC San Diego

Abstract

Locally differentially private (LDP) graph analysis allows private analysis on a graph that is distributed across multiple users. However, such computations are vulnerable to data poisoning attacks where an adversary can skew the results by submitting malformed data. In this paper, we formally study the impact of poisoning attacks for graph degree estimation protocols under LDP. We make two key technical contributions. First, we observe LDP makes a protocol more vulnerable to poisoning – the impact of poisoning is worse when the adversary can directly poison their (noisy) responses, rather than their input data. Second, we observe that graph data is naturally redundant – every edge is shared between two users. Leveraging this data redundancy, we design robust degree estimation protocols under LDP that can significantly reduce the impact of data poisoning and compute degree estimates with high accuracy. We evaluate our proposed robust degree estimation protocols under poisoning attacks on real-world datasets to demonstrate their efficacy in practice.

1 Introduction

Federated analytics enable a data analyst to glean useful information from data distributed across multiple users, *without* the need for centrally pooling the data. An important class of tasks in federated analytics constitutes computing statistics over graph data, which has wide-spread applications ranging from market value prediction [38], fake news detection [8] to drug development [27]. More often than not, the graph encodes sensitive user information, such as social network data, which raises privacy concerns. Additionally, recent privacy regulations, such as GDPR [3] and CCPA [4], have made it legally obligatory for organizations to uphold data privacy. To this end, local differential privacy (LDP) is currently the most popular model for achieving data privacy for federated analytics. LDP has been deployed by major commercial organizations, such as Google [24, 26], Apple [28] and Microsoft [21].

*The first two authors have made equal contributions.

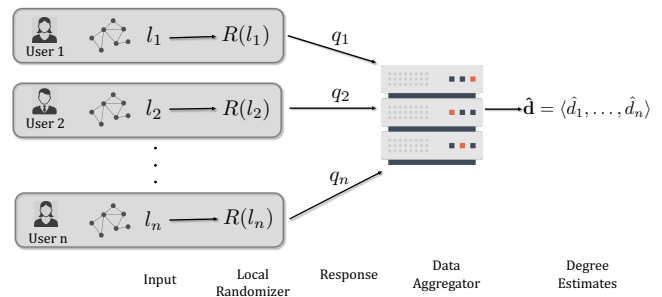


Figure 1: Graph analysis in the LDP setting

However, the distributed nature of the federated analytics setting makes it vulnerable to data poisoning attacks in practice. An adversary can inject fake users into the system and skew the data analyst’s statistical estimates by sending carefully crafted malformed data from the fake users. The adversary can also tamper with statistics that pertain to only the honest users. Impact of data poisoning under LDP for graph analysis is largely unexplored; prior work has focused only on tabular data [13, 17, 37].

In this paper, we initiate a formal study on the impact of such data poisoning attacks on LDP protocols for graph statistics. We focus on the task of degree estimation, one of the most fundamental tasks in graph analysis that is vulnerable to practical poisoning attacks. Consider, for example, a data analyst who is interested in hiring the most influential nodes (users) of a graph to disseminate advertisements for their product and uses a node’s degree as its measure of influence. Here, an adversary might want to promote a specific malicious node (user) to be selected as an influencer or prevent an honest node from being selected as an influencer and poison the data (see Section 3.1 for details).

We observe that data poisoning can significantly skew the results of standard LDP protocols. For instance, consider the Laplace mechanism where every user directly submits their (noisy) degree to the analyst (Fig. 1). However, a malicious

user can flagrantly lie and respond with $n - 1$, skewing their response by as much as the number of users. We address this challenge and design robust degree estimation protocols. Our protocols are based on the key observation – graph data is naturally redundant. Specifically, the presence (or absence) of edge e_{ij} is shared by both users U_i and U_j . This introduces data redundancy which we leverage to provide robustness – as long as at least one of U_i or U_j is honest, the analyst can check for consistency between the two bits obtained from U_i and U_j . We illustrate this using the following degree-estimation protocol. For the ease of exposition, we assume no privacy. Consider a protocol where the users send in their (true) adjacency lists. Here for every edge e_{ij} , the analyst receives two copies of the same bit from users U_i and U_j – in case there is inconsistency¹ in the two reported bits, the analyst can safely conclude that one party is malicious and act accordingly. Thus, we see that the natural data redundancy in graphs can be leveraged to perform robust data analysis. However, LDP requires randomization which makes the user’s reports probabilistic. Consequently, the aforementioned simple consistency check cannot be applied to LDP protocols. To this end, we design novel degree estimation protocols that enable a data analyst to employ consistency checks and detect malicious users even under LDP. Our proposed protocols provide formal robustness guarantees against data poisoning attacks that significantly reduce the impact of poisoning and compute degree estimates with high accuracy.

In summary, we make the following contributions:

- We propose a formal framework for analyzing the robustness of a protocol. The framework quantifies the impact of poisoning attacks on both honest and malicious users.
- Based on the proposed framework, we study the impact of poisoning attacks on private degree estimation in the LDP setting. We observe that LDP makes a degree estimation protocol more vulnerable to poisoning – the impact of poisoning is worse when the adversary can directly poison their (noisy) responses (Fig. 3), rather than their input data (Fig. 2). The former utilizes the characteristics of LDP while the latter is independent of LDP.
- Leveraging the redundancy in graph data, we design robust degree estimation protocols under LDP that significantly reduce the impact of adversarial poisoning and compute degree estimates with high accuracy.
- We evaluate our proposed robust degree estimation protocols under poisoning attacks on real-world datasets to demonstrate their efficacy in practice.

2 Background

We start by outlining the notation we use in the paper followed by the necessary preliminaries on LDP for graph analysis.

¹For the ease of exposition, we disregard errors due to machine failures.

Notation. In the following and throughout this paper, let $G = (V, E)$ be an undirected graph with V and E representing the set of nodes (vertices) and edges, respectively. We assume a graph with $n \in \mathbb{N}$ nodes, i.e., $V = [n]$ where $[n]$ denotes the set $\{1, 2, \dots, n\}$. Let \mathcal{G} denote the domain of all graphs with n nodes. Each node $i \in V$ corresponds to a user U_i . Let $l_i \in \{0, 1\}^n$ be the adjacency list for $U_i, i \in [n]$ where bit $l_i[j], j \in [n]$ encodes the edge e_{ij} between a pair of users U_i and U_j . Specifically, $l_i[j] = 1$ if $e_{ij} \in E$ and $e_{ij} = 0$ otherwise. Note that l_i is the i -th row of the adjacency matrix L of the graph G . Let $\mathbf{d} = \langle d_1, \dots, d_n \rangle \in \mathbb{R}^n$ denote the vector of degrees in G . m denotes the number of malicious users.

2.1 Local Differential Privacy for Graphs

Differential privacy (DP) is a quantifiable measure of the stability of the output of a randomized mechanism to changes to its input. One of the most popular models of DP is known as *local* model the which is the focus of our paper. The local model consists of a set of individual users (U) and an untrusted data aggregator (analyst); each user perturbs their data using a (local) DP algorithm and sends it to the aggregator which uses these noisy data to estimate certain statistics of the entire dataset. Thus, the LDP model allows gleaning of useful information from the dataset without requiring the data owners to trust any third-party entity.

2.1.1 Privacy Definitions

Relationship DP. As noted above, the knowledge of an edge in a graph is shared between two users. Motivated by this observation, recent work [30, 31] has introduced a new notion of DP called relationship DP that considers both the users’ outputs and *hides an edge in a graph during the entire computation*. Formally, we have:

Definition 1 (ϵ -relationship DP). *For $i \in [n]$, let $R_i : \{0, 1\}^n \mapsto \mathcal{X}$ be the local randomizer of user U_i that takes their adjacency list l_i as input. We say $\langle R_1(\cdot), \dots, R_n(\cdot) \rangle$ provides ϵ -relationship DP if for any two neighboring graphs $G, G' \in \mathcal{G}$ that differ in one edge and for any $S \subseteq \mathcal{X}^n$,*

$$\Pr[(R_1(l_1), \dots, R_n(l_n)) = S] \leq e^\epsilon \Pr[(R_1(l'_1), \dots, R_n(l'_n)) = S],$$

where l_i (respectively, l'_i) is the i -th row of the adjacency matrix of graph G (respectively, G').

Relationship DP is closely connected to the notion of edge LDP which is one of the most popular privacy guarantee for graphs [41, 43] in the LDP setting. Formally:

Definition 2 (ϵ -edge LDP). *Let $R : \{0, 1\}^n \mapsto \mathcal{X}$ be a randomized algorithm that takes an adjacency list $l_i \in \{0, 1\}^n$ as input. We say $R(\cdot)$ provides ϵ -edge LDP if for any two neighboring lists $l, l' \in \{0, 1\}^n$ that differ in one bit (i.e., one edge) and any output $s \in \mathcal{X}$,*

$$\Pr[R(l) = s] \leq e^\epsilon \Pr[R(l') = s]$$

Thus, ϵ -edge LDP protects the information about an edge e_{ij} from the adjacency list l_i of a *single* user U_i . On the other hand, relationship DP consider the outputs from *both* users U_i and U_j and hides the *edge as a whole*. The following theorem formalizes the connection between edge LDP and relationship DP.

Theorem 1 (Edge LDP and relationship DP [30]). *If each of the local randomizers $R_i(\cdot), i \in [n]$ satisfy ϵ -edge LDP, then $(R_1(), \dots, R_n())$ satisfies 2ϵ -relationship DP.*

The factor of two in Thm. 1 comes from the fact that adding/removing an edge affects at most two neighboring lists. For the rest of the paper, we consider ϵ -relationship DP degree estimation algorithms.

2.1.2 Privacy Mechanisms

Randomized Response. We now illustrate a simple LDP mechanism that we will use throughout this paper. *Randomized Response* ($RR_\rho(\cdot)$) [48] releases a bit $b \in \{0, 1\}$ by flipping it with probability $\rho = \frac{1}{1+e^\epsilon}$. We extend the mechanism to inputs in $\{0, 1\}^n$ by flipping each bit independently with probability ρ (depicted by Algorithm 1). It is easy to verify that Algorithm 1 satisfies ϵ -edge LDP, and thereby, 2ϵ -relationship DP (by Thm. 1).

Algorithm 1 $RR_\rho : \{0, 1\}^n \mapsto \{0, 1\}^n$

Parameters: ϵ - Privacy parameter;

Input: $l \in \{0, 1\}^n$ - True adjacency list;

Output: $q \in \{0, 1\}^n$ - Reported (noisy) adjacency list;

```

1:  $\rho = \frac{1}{1+e^\epsilon}$ 
2: for  $i \in [n] \setminus t$  do
3:    $q[i] = RR_\rho(l[i])$ 
return  $q$ 

```

Laplace Mechanism. The *Laplace mechanism* is a standard algorithm to achieve DP [23]. In this mechanism, in order to output $f(l), l \in \{0, 1\}^n$ where $f : \{0, 1\}^n \mapsto \mathbb{R}$, an ϵ -edge LDP algorithm $R_{Lap}(\cdot)$ publishes $f(l) + \eta, \eta \sim Lap\left(\frac{\Delta f}{\epsilon}\right)$ where $\Delta f = \max_{l, l'} \|f(l) - f(l')\|_1$ is known as the sensitivity of the function. The probability density function of $Lap(b)$ is given by $\mathbf{f}(x) = \frac{1}{2b} e^{\left(-\frac{|x|}{b}\right)}$. The sensitivity of $f(\cdot)$ is the maximum magnitude by which an individual's data can change $f(\cdot)$. Intuitively, it captures the uncertainty to be introduced in the response in order to hide the participation of one individual. The sensitivity for degree estimation for a single user for edge LDP is 1. Hence, a mechanism (depicted by Algorithm 2) that outputs a noisy estimate $\tilde{d}_i = d_i + \eta, \eta \sim Lap\left(\frac{1}{\epsilon}\right)$ from each user U_i satisfies 2ϵ -relationship DP (by Thm. 1).

Algorithm 2 $R_{Lap} : \{0, 1\}^n \mapsto \mathbb{R}$

Parameters: ϵ - Privacy parameter;

Input: $l \in \{0, 1\}^n$ - True adjacency list;

Output: $\tilde{d} \in \mathbb{R}$ - Reported (noisy) degree estimate;

```

1:  $d = \sum_{i=1}^n l[i]$ 
2:  $\tilde{d} = d + \eta, \eta \sim Lap\left(\frac{1}{\epsilon}\right)$ 
3: return  $\tilde{d}$ 

```

3 Framework for Robust Degree Estimation

In this section, we present our formal framework for analyzing the robustness of a protocol for degree estimation. First, we describe the protocol setup we consider in the paper. Next, we discuss how to formally quantify the robustness of a protocol.

3.1 Protocol Setup

Problem Statement. We consider single round, non-interactive protocols in which users evaluate pre-specified randomizers on their adjacency lists l_i , and send the responses to a data aggregator who computes the final degree estimates. To this end, a protocol \mathcal{P} consists of the tuple

$$\mathcal{P} = (D, \{R_1, \dots, R_n\}).$$

Each user $U_i, i \in [n]$ runs the local randomizer $R_i : \{0, 1\}^n \rightarrow \mathcal{X}$ for some output space \mathcal{X} . Finally, the data aggregator applies a function $D : \mathcal{X}^n \rightarrow (\mathbb{N} \cup \{\perp\})^d$ to produce final degree estimates. Note that the aggregator is allowed to output a special symbol \perp for a user U_i if they believe the estimate \hat{d}_i to be invalid (i.e., U_i is malicious). We elaborate on this in the following section. The protocol \mathcal{P} is executed by the users and the analyst to produce degree estimates, given by

$$\hat{\mathbf{d}} = \langle \hat{d}_1, \dots, \hat{d}_n \rangle = D(R_1(l_1), \dots, R_n(l_n)).$$

Here, \hat{d}_i is the aggregator's estimate for d_i for user U_i .

Threat Model. In the execution of a protocol \mathcal{P} , a subset of users $\mathcal{M} \in [n]$ may be malicious and carry out a poisoning attack on \mathcal{P} . We characterize an attack by the following tuple:

$$\mathcal{A} = (\mathcal{M}, \{A_i(\cdot) : i \in \mathcal{M}\}).$$

The functions $A_i : \{0, 1\}^n \rightarrow \mathcal{X}$ are allowed to be arbitrary functions instead of the randomizers specified by \mathcal{P} . The protocol \mathcal{P} executes the same way, except that a malicious user $U_i, i \in \mathcal{M}$ responds with $A_i(l_i)$ instead of the true randomized response $R_i(l_i)$. Thus, the aggregator outputs a manipulated degree estimate given by

$$Deg_{\mathcal{P}, \mathcal{A}}(G) = D(\tilde{R}_1(l_1), \dots, \tilde{R}_n(l_n)), \quad (1)$$

where $\tilde{R}_i(\cdot) = A_i(\cdot)$ if $i \in \mathcal{M}$ and $\tilde{R}_i(\cdot) = R_i(\cdot)$ otherwise. $m = |\mathcal{M}|$ denotes the number of malicious users. We refer to $\mathcal{H} = [n] \setminus \mathcal{M}$ as the set of honest users.

Algorithm 3 $A' : \{0, 1\}^n \mapsto \{0, 1\}^n$

Parameters: $t \in \mathcal{M}$ - Malicious target user whose degree needs to be inflated;

ε - Privacy parameter;

Input: $l \in \{0, 1\}^n$ - True adjacency list;

Output: $q \in \{0, 1\}^n$ - Reported adjacency list;

```
1:  $q[t] = 1$            ▷ Set the bit corresponding to  $U_t$  to be 1
2:  $\rho = \frac{1}{1+e^\varepsilon}$ 
3: for  $i \in [n] \setminus t$  do
4:    $q[i] = \text{RR}_\rho(l[i])$ 
return  $q$ 
```

Examples. We illustrate the power of the above formalization with the following two example attacks. We consider the attacks in the context of the task of influential node identification – the goal of the data aggregator is to identify certain nodes with a high measure of “influence”. This is useful for various applications where the influential nodes are selected for disseminating information/advertisement. Here, we consider the simplest measure of influence – degree; nodes with the top- k degrees are selected as the influencers.

Example 1. Consider an attack given by

$$\mathcal{A}_{if} = (\mathcal{M}, \{A_t(\cdot) := A^*(\cdot); A_i(\cdot) := A'(\cdot), i \in \mathcal{M} \setminus t\})$$

where $A^*(\cdot)$ and $A'(\cdot)$ is given by Algorithms 5 and 3, respectively. The above attack considers a malicious user $U_t, t \in \mathcal{M}$ known as the target who wants to stage a poisoning attack and get themselves selected as an influential node. For this, U_t colludes with a set of other users (for instance, by injecting fake users) and the attack strategy is to maximize the degree estimate \hat{d}_t . To this end, all the non-target malicious users $U_i, i \in \mathcal{M} \setminus t$ report 1 for the edges corresponding to U_t . Additionally, U_t sends in an all-one list. We name this the *degree inflation* attack.

Example 2. Consider an attack

$$\mathcal{A}_{df} = (\mathcal{M}, \{A_i(\cdot) := A''(\cdot), i \in \mathcal{M}\})$$

where $A''(\cdot)$ is given by Algorithm 4. In this attack, the target is an honest user $U_t, t \in \mathcal{H}$ who is being victimized by a set of malicious users – \mathcal{M} wants to ensure that U_t is *not* selected as an influential node. The attack strategy is to decrease the aggregators degree estimate \hat{d}_t for U_t . For this, the malicious users report 0 for the edges corresponding to U_t . We refer to this as the *degree deflation* attack.

3.2 Quantifying Robustness

The robustness of a protocol can be measured along two dimensions, *correctness* (for honest users) and *soundness* (for malicious users) as now described.

Algorithm 4 $A'' : \{0, 1\}^n \mapsto \{0, 1\}^n$

Parameters: $t \in \mathcal{H}$ - Honest target user whose degree needs to be deflated;

ε - Privacy parameter;

Input: $l \in \{0, 1\}^n$ - True adjacency list;

Output: $q \in \{0, 1\}^n$ - Reported adjacency list;

```
1:  $q[t] = 0$            ▷ Set the bit corresponding to  $U_t$  to be 0
2:  $\rho = \frac{1}{1+e^\varepsilon}$ 
3: for  $i \in [n] \setminus t$  do
4:    $q[i] = \text{RR}_\rho(l[i])$ 
return  $q$ 
```

Algorithm 5 $A^* : \{0, 1\}^n \mapsto \{0, 1\}^n$

Input: $l \in \{0, 1\}^n$ - True adjacency list;

Output: $q \in \{0, 1\}^n$ - Reported adjacency list;

```
1:  $q = [1, 1, \dots, 1]$ 
2: return  $q$ 
```

Correctness (For Honest Users). Malicious users can adversely affect an honest user $U_i, i \in \mathcal{H}$ by

- tampering with the value of U_i 's degree estimate \hat{d}_i (by introducing additional error), or
- attempting to mislabel U_i as malicious (by influencing the aggregator to report $\hat{d}_i = \perp$)

Note that a malicious user U_j can tamper with \hat{d}_i since it can manipulate the shared edge e_{ij} . The *correctness* of a protocol assesses its resilience to manipulation of an honest user's estimator and is formally defined as:

Definition 3 (Correctness). Let \mathcal{P} be a local protocol for degree estimation, let \mathcal{A} be an attack on \mathcal{P} with honest users \mathcal{H} , and let $(\hat{d}_1, \dots, \hat{d}_n) = \text{Deg}_{\mathcal{P}, \mathcal{A}}(G)$ be the poisoned degree estimates for an arbitrary graph G . Then, \mathcal{P} is defined to be (α_1, δ_1) -correct with respect to \mathcal{A} if, for all graphs $G \in \mathcal{G}$,

$$\forall U_i \in \mathcal{H}, \Pr_{\mathcal{A}} [\hat{d}_i = \perp \vee |\hat{d}_i - d_i| \geq \alpha_1] \leq \delta_1. \quad (2)$$

The parameter α_1 dictates the accuracy of the estimate \hat{d}_i , and the parameter δ_1 dictates the chance of failure—that either of the aforementioned conditions fail to hold. Thus, if a protocol \mathcal{P} is (α_1, δ_1) -correct, it means that with probability at least $(1 - \delta_1)$,

- the degree estimate \hat{d}_i for any honest user $U_i, i \in \mathcal{H}$ has error at most α_1 , and
- U_i is guaranteed to be *not* mislabeled as malicious.

Complementary to the above definition, we introduce the notion of α_1 -tight correctness. A protocol \mathcal{P} is defined to be α_1 -tight correct w.r.t an attack \mathcal{A} if, there exists a graph $G \in \mathcal{G}$, such that

$$\exists U_i \in \mathcal{H}, \Pr_{\mathcal{A}} [\hat{d}_i = \perp \vee |\hat{d}_i - d_i| = \alpha_1] = 1 \quad (3)$$

Thus, an attack is α_1 -tight correct if there exists a graph such that \mathcal{A} is *guaranteed* to either

- get at least one honest user mislabeled as malicious, or
- skew the the degree estimate of at least one honest user by *exactly* α_1 .

Lower the value of α_1 and δ_1 , better is the robustness of the protocol for honest users.

Soundness (For Malicious Users). For malicious users, the poisoning can result in

- a misestimation of their degrees *without* being detected by the aggregator (i.e., $\hat{d}_i \neq \perp$)

The soundness of an algorithm assesses its ability to restrict adversarial manipulations of a malicious user’s estimator and is formally defined as follows:

Definition 4 (Soundness). Let \mathcal{P} be a local protocol for degree estimation, let \mathcal{A} be an attack on \mathcal{P} with malicious users \mathcal{M} , and let $(\hat{d}_1, \dots, \hat{d}_n) = \text{Deg}_{\mathcal{P}, \mathcal{A}}(G)$ be the poisoned degree estimates for an arbitrary graph G . Then, \mathcal{P} is defined to be (α_2, δ_2) -sound with respect to \mathcal{A} if, for all graphs G ,

$$\forall i \in \mathcal{M}, \Pr_{\mathcal{A}} [\hat{d}_i \neq \perp \wedge |\hat{d}_i - d_i| \geq \alpha_2] \leq \delta_2. \quad (4)$$

Like with correctness, the parameter α_2 dictates the accuracy of the estimate \hat{d}_i , and δ_2 dictates the chance of failure. As an important distinction, note that the failure event is when \hat{d}_i is both $\neq \perp$ and is inaccurate, as stated above. Thus, the \vee used in the definition of correctness is replaced by a \wedge . In other words, a protocol \mathcal{P} is (α_1, δ_2) -sound if for any malicious user $U_i, i \in \mathcal{M}$, \mathcal{P}

- fails to identify U_i as malicious, and
- reports its degree estimate \hat{d}_i with error *greater* than α_2

with probability at most δ_2 .

As a complementary definition, we define a protocol \mathcal{P} to be α_2 -tight sound w.r.t to an attack \mathcal{A} if there exists a graph $G \in \mathcal{G}$ such that,

$$\exists i \in \mathcal{M}, \Pr_{\mathcal{A}} [\hat{d}_i \neq \perp \wedge |\hat{d}_i - d_i| = \alpha_2] = 1 \quad (5)$$

In other words, an attack \mathcal{A} is α_2 -tight sound if at least one malicious user is *guaranteed* to have their degree estimate misestimated by *exactly* α_1 *without* getting detected. This is especially important in our context since every attack is trivially $(n-1, 0)^2$ -correct/sound. Thus, a $(n-1)$ -tight sound/correct attack represents the strongest possible attack – an user’s estimate can *always* be skewed by the worst-case amount.

Lower the value of α_2 and higher the value of δ_2 , better is the robustness of the protocol for malicious users.

²We do not consider self-edges or loops in the graph.

Algorithm 6 $A_{input} : \{0, 1\}^n \mapsto \{0, 1\}^n$

Parameters: ϵ - Privacy parameter;
Input: $l \in \{0, 1\}^n$ - True adjacency list;
Output: $q \in \{0, 1\}^n$ - Reported adjacency list;

- 1: Choose a poisoned adjacency list $l' \in \{0, 1\}^n$
 - 2: $\rho = \frac{1}{1+e^\epsilon}$
 - 3: **for** $i \in [n]$ **do**
 - 4: $q[i] = \text{RR}_\rho(l'[i])$
- return** q
-

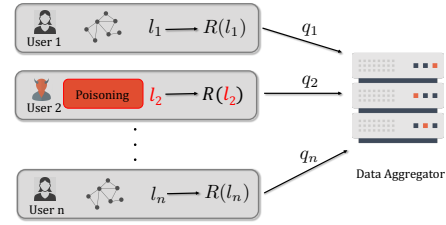


Figure 2: Input Poisoning Attack

4 Poisoning Attacks on Graphs

In this section, we introduce the two types of poisoning attacks to LDP protocols, input and response poisoning.

4.1 Types of Poisoning Attacks

Note that for LDP there is a clear distinction between a user’s input and their response. Specifically for $R(l_i) = q_i$, l_i represents the original input for user U_i and q_i denotes the response or message sent to the aggregator (after passing through randomizer $R(\cdot)$).

- **Input Poisoning.** In this case, the malicious users falsify their underlying input data, i.e., for a malicious user $U_i, i \in \mathcal{M}$, their original data is changed from l_i to l'_i and then, U_i carries out the protocol honestly on l'_i instead (Fig. 2). In other words, U_i responds with $R(l'_i)$ instead of $R(l_i)$. This attack applies to *any* protocol, private or not. Algorithm 6 formalizes the attack.
- **Response Poisoning.** This is a more powerful form of attack where the user can completely bypass the randomizer and submit an arbitrary response q_i (Fig. 3) to the aggregator. The example attacks discussed in Section 3.1 are response manipulation attacks.

Although response poisoning attacks, by definition, subsumes all input poisoning attacks, it is important to distinguish between them for the following two reasons. First, the distinction between an user’s input and their response is a characteristic of LDP which results in a separation in the efficacy of the two types of attacks (see Section 5.2 for details). Second, the distinction is important from a practical point of view as well. Sometimes in practice, the malicious users might be restricted

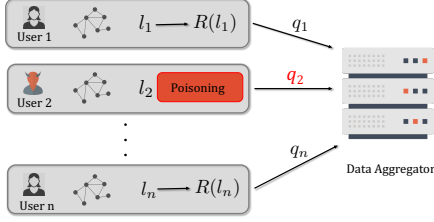


Figure 3: Response Poisoning Attack

to only the subclass of input poisoning attacks. For instance, mobile applications might run proprietary code which the users do not have permission to tamper with. Another possibility is cryptographically verifying the randomizers [36] to ensure that all the steps of the privacy protocol (such as noise generation) is followed correctly.

5 Impact of Poisoning on Baseline Protocols

In this section, we describe a baseline protocol, $\text{DegRRNaive}(\cdot)$, for private degree estimation based on the randomized response mechanism and discuss how it might be impacted by poisoning. $\text{DegRRNaive}(\cdot)$ is devoid of any data consistency checks to catch malicious activity. While it would be possible to obtain a more accurate estimator under LDP using other mechanisms (such as Laplace mechanism), none of them provides an acceptable soundness guarantee. We choose $\text{DegRRNaive}(\cdot)$ as our baseline protocol since it is the simplest protocol that illustrates our key technical observations (as shown in the following sections). We defer the relevant discussion on the Laplace mechanism to Section 7.

5.1 DegRRNaive Protocol

The $\text{DegRRNaive}(\cdot)$ protocol is outlined in (Algorithm 7). In this protocol, for every edge $e_{ij} \in E$, the aggregator collects a noisy bit (randomized via $\text{RR}_\rho(\cdot)$) from *only one* of the users out of either U_i or U_j . Formally, let $\text{Out}_i \subseteq [n] \setminus i$ denote the indices for which user U_i reports the corresponding bit to the data aggregator, and let $\text{In}_i = \{j | i \in \text{Out}_j\}$ denote the set of users who report a bit concerning U_i . User U_i outputs the vector $q_i = \text{RR}_\rho(\{(l_i)[j] : j \in \text{Out}_i\})$, i.e., noisy responses for only edges e_{ij} such that $j \in \text{Out}_i$. The total number of 1s reported for edges involving user U_i is given by $r_i^1 = \sum_{j \in \text{Out}_i} q_{ij} + \sum_{j \in \text{In}_i} q_{ji}$ where $q_{ij} = \text{RR}_\rho(l_i[j])$. Since each $q_{ij} = 1$ is a noisy representation of whether an edge truly exists, the de-biased degree estimate of $\text{DegRRNaive}(\cdot)$ is given by $\hat{d}_i = \frac{1}{1-2\rho} (r_i^1 - \rho n)$.

5.2 Attacks on DegRRNaive

Here, we formalize the impact of the attacks on $\text{DegRRNaive}(\cdot)$.

Algorithm 7 $\text{DegRRNaive}: \{0, 1\}^{n \times n} \mapsto \{\mathbb{N} \cup \{\perp\}\}^n$

Parameter: ϵ - Privacy parameter

Input: $\{l_1, \dots, l_n\}$ where $l_i \in \{0, 1\}^n$ is the adjacency list of user U_i ;

Output: $(\hat{d}_1, \dots, \hat{d}_n)$ where \hat{d}_i is the degree estimate for user U_i ;

Users

- 1: **for** $i \in [n]$ **do**
- 2: $q_i = \text{RR}_\rho(\{(l_i)[j] : j \in \text{Out}_i\})$

Data Aggregator

- 3: **for** $i \in [n]$ **do**
 - 4: $r_i^1 = \sum_{j \in \text{Out}_i} q_{ij} + \sum_{j \in \text{In}_i} q_{ji}$
 - 5: $\hat{d}_i = \frac{1}{1-2\rho} (r_i^1 - \rho n)$
 - return** $(\hat{d}_1, \hat{d}_2, \dots, \hat{d}_n)$
-

For input poisoning attacks, we have:

Theorem 2. For $\forall m \in [n]$, the $\text{DegRRNaive}(\cdot)$ protocol is $(m + \frac{\epsilon+1}{\epsilon-1} \sqrt{n \ln \frac{1}{\delta}}, \delta)$ -correct and $(n-1, \delta)$ -sound with respect to any input poisoning attack, where $\delta = 1 - \sum_{k=\lceil (n-1)(1-\rho) \rceil}^{n-1} \binom{n-1}{k} \rho^{n-1-k} (1-\rho)^k$.

For response poisoning attacks, we have:

Theorem 3. For $\forall m \in [n]$, the $\text{DegRRNaive}(\cdot)$ protocol is $(\frac{\epsilon}{\epsilon-1} m + \frac{\epsilon+1}{\epsilon-1} \sqrt{n \ln \frac{1}{\delta}}, \delta)$ -correct and $n-1$ -tight sound with respect to any response poisoning attack.

Observation 1. LDP makes $\text{DegRRNaive}(\cdot)$ more vulnerable to poisoning attacks for graphs. Specifically, response poisoning is more damaging than input poisoning.

From Thm. 2 and 3, the correctness errors for the input and response poisoning attacks are $\approx m + \frac{\sqrt{n}}{\epsilon}$ and $\approx m(1 + \frac{1}{\epsilon}) + \frac{\sqrt{n}}{\epsilon}$, respectively. Thus, we see that response poisoning attack can introduce an extra $\approx \frac{m}{\epsilon}$ error for the degree estimates of honest users. This is due to the fact that the malicious users can directly increase the value of the *aggregated response* by m (the $\frac{1}{\epsilon}$ factor comes from the scaling needed for de-biasing). The other additive term m is inherent because of the m malicious parties and $\frac{\sqrt{n}}{\epsilon}$ is the error due to the randomization required for LDP. The above observation is in line with prior work [17] that has shown similar results for tabular data.

Additionally, response poisoning attacks have a tight soundness guarantee of $n-1$ where a malicious user can flagrantly lie without getting detected. Note that this is the worst-case soundness guarantee – there exists a graph and a response poisoning attack such that the degree of an isolated node (degree 0), corresponding to a malicious user, is *guaranteed* to be misestimated as $n-1$. The soundness guarantee is much better under an input poisoning attack, as a malicious user can

only skew their estimate \hat{d}_i by $n - 1$ with probability $1 - \delta$ which is close to $\frac{1}{2}$ for small values of ϵ . In other words, for input poisoning there is *no* guarantee that a malicious user can *always* get away with the worst-case skew of $n - 1$.

In conclusion, we observe that response poisoning attacks are more damaging than input poisoning attacks. Additionally, the attack efficacy (amount by which the degree estimates can be skewed) is inversely proportional to the privacy parameter ϵ . This shows that LDP makes a protocol more vulnerable to poisoning attacks.

6 Improving Soundness with Protocols with Checks

In this section, we present our proposed protocol for robust degree estimation. As discussed in the previous section, the naive DegRRNaive(\cdot) protocol offers poor soundness. To tackle this, we propose a new protocol, DegRRCheck(\cdot), that enhances DegRRNaive(\cdot) with a consistency check based on the redundancy in graph data. Consequently, DegRRNaive(\cdot) improves the soundness guarantee significantly.

6.1 DegRRCheck Protocol

The DegRRCheck() protocol is described in Algorithm 8. For every user U_i , the protocol has an additional capability of returning \perp whenever the check fails, indicating that the aggregator believes that the user U_i is malicious. DegRRCheck(\cdot) works as follows.

For edge $e_{ij} \in E$, instead of collecting a noisy response from just one of the users U_i or U_j , DegRRCheck(\cdot) collects a noisy response from *both* user U_i and user U_j . Specifically, the aggregator queries for $q_{ij} = \text{RR}_\rho((l_i)[j])$ for every $\{i, j\} \in [n] \times [n]$, producing responses from *both* users for *every* possible edge. This creates data redundancy which can then be used to check for consistency.

The degree estimate, and consistency check, are formalized as follows. Let

$$r_i^{11} = \sum_{j \in [n] \setminus i} q_{ij} q_{ji}$$

indicate the number of indices for which both users U_i and U_j reported the existence of a noisy edge. The new degree estimate for user U_i is given by:

$$\hat{d}_i = \frac{r_i^{11} - (n - 1 - m)\rho^2}{1 - 2\rho}. \quad (6)$$

The $(n - 1 - m)\rho^2$ term is subtracted to de-bias the estimate. Thus, the estimator counts only those edges e_{ij} for which *both* U_i and U_j are consistent and report a 1.

For robustness, the protocol imposes a check on the number of instances of inconsistent reporting (U_i and U_j differ in their respective bits reported for the edge e_{ij}). The intuition is that if the user U_i is malicious and attempts at poisoning

a lot of the edges, then there would be a large number of inconsistent reports corresponding to the edges e_{ij} where U_j is honest. Our check leverages the fact that for two honest users U_i, U_j applying RR_ρ to their mutual edge, the product term $(1 - q_{ij})q_{ji}$ follows the Bernoulli($\rho(1 - \rho)$) distribution, irrespective of whether the edge e_{ij} exists. Thus, the quantity

$$r_i^{01} = \sum_{j=1}^n (1 - q_{ij})q_{ji},$$

i.e., the number of edges connected to user U_i for which they reported 0 and user U_j reported 1, is tightly concentrated around its mean. Specifically, if the following check fails

$$|r_i^{01} - \rho(1 - \rho)(n - 1)| \leq \tau, \quad (7)$$

then set $\hat{d}_i = \perp$. The value of the threshold τ depends on the type of the poisoning attack: $\tau = m(1 - 2\rho) + \sqrt{m \ln \frac{4}{\delta}} + \sqrt{3n\rho \ln \frac{4}{\delta}}$ and $\tau = m + \sqrt{3n\rho \ln \frac{2}{\delta}}$ for input and response poisoning attacks, respectively. This forces a malicious user to only play a strategy such that r_i^{01} is tightly controlled. However, we can show that $r_i^{01} + r_i^{11}$ is tightly controlled as well, and by Eq. (6), the degree estimate \hat{d}_i is also controlled.

Algorithm 8 DegRRCheck: $\{0, 1\}^{n \times n} \mapsto \{\mathbb{N} \cup \{\perp\}\}^n$

Parameters: ϵ - Privacy parameter;

τ - Threshold for consistency check;

Input: $\{l_1, \dots, l_n\}$ where $l_i \in \{0, 1\}^n$ is the adjacency list of user U_i ;

Output: $(\hat{d}_1, \dots, \hat{d}_n)$ where \hat{d}_i is the degree estimate for user U_i ;

$\rho = \frac{1}{1 + e^\epsilon}$

for $i \in [n]$ **do**

$q[i] = \text{RR}_\rho(l[i])$

for $i \in [n]$ **do**

$r_i^{11} = \sum_{j \in [n] \setminus i} q_{ij} q_{ji}$

$r_i^{01} = \sum_{j \in [n] \setminus i} (1 - q_{ij}) q_{ji}$

if $|r_i^{01} - \rho(1 - \rho)(n - 1)| \leq \tau$ **then**

$\hat{d}_i = \frac{1}{1 - 2\rho} (r_i^{11} - \rho^2(n - 1))$

else

$\hat{d}_i = \perp$

return $(\hat{d}_1, \hat{d}_2, \dots, \hat{d}_n)$

6.2 Attacks on DegRRCheck

Next, we formalize the impact of poisoning attacks on graphs and how our proposed protocol, DegRRCheck(\cdot), offers improved soundness.

For input poisoning attacks, we have:

Theorem 4. *If $\frac{4}{3}e^\epsilon \ln \frac{2}{\delta} < n$, then $\forall m \in [n]$, the protocol DegRRCheck run with $\tau = m(1 - 2\rho) + \sqrt{m \ln \frac{4}{\delta}} + \sqrt{3n\rho \ln \frac{4}{\delta}}$*

is $(3m + \frac{e^\epsilon + 1}{e^\epsilon - 1} \sqrt{4m \ln \frac{4}{\delta}} + \frac{\sqrt{e^\epsilon + 1}}{e^\epsilon - 1} \sqrt{12n \ln \frac{4}{\delta}}, \delta)$ -correct and sound with respect to any input poisoning attack.

For response poisoning attacks, we have:

Theorem 5. *If $\frac{4}{3}e^\epsilon \ln \frac{2}{\delta} < n$, then $\forall m \in [n]$, the protocol $DegRRCheck$ run with $\tau = m + \sqrt{3\rho n \ln \frac{2}{\delta}}$ is $(\frac{3e^\epsilon + 1}{e^\epsilon - 1}m + \frac{\sqrt{e^\epsilon + 1}}{e^\epsilon - 1} \sqrt{12n \ln \frac{2}{\delta}}, \delta)$ -correct and sound with respect to any response poisoning attack.*

The above theorems are proved in Appendix A.3 and Appendix A.4.

Observation 2. The $DegRRCheck(\cdot)$ protocol provides better soundness guarantees by leveraging the redundancy in information – this is a unique characteristic of the graph structure.

Recall, $DegRRCheck(\cdot)$ is enhanced with a consistency check where the aggregator can report \perp in case the check fails. This additional power results in a clear improvement – the malicious users can now skew their degree estimates only by a limited amount (as determined by the threshold τ) or risk getting detected, which results in a better soundness guarantee for both input and response poisoning attacks. Specifically, a malicious user can now only skew their degree estimate by at most $O(m + \frac{\sqrt{n}}{\epsilon})^3$ and $O(m(1 + \frac{1}{\epsilon}) + \frac{\sqrt{n}}{\epsilon})$ for input and response poisoning attacks, respectively (as compared to $n - 1$). Note that the above results are completely general – they hold for *any* attack (in their respective classes), for any number of malicious users ($\forall m \in [n]$) and all data distributions.

It is interesting to note that for response poisoning, the degree deflation attack, \mathcal{A}_{df} (Section 3.1), represents a worst-case attack for correctness – \mathcal{A}_{df} can skew an honest user’s degree estimate by $\Omega(m(1 + \frac{1}{\epsilon}) + \frac{\sqrt{n}}{\epsilon})$. Similarly, the degree inflation attack, \mathcal{A}_{df} , can skew a malicious user’s degree estimate by $\Omega(m(1 + \frac{1}{\epsilon}) + \frac{\sqrt{n}}{\epsilon})$ resulting in the worst-case soundness. Similar observations hold for input poisoning when considering the corresponding input poisoning versions of the attacks. Specifically, all malicious users $U_i, i \in \mathcal{M}$ report via Algorithm 6 by setting $l'[t] = 0$ for degree deflation via input poisoning, \mathcal{A}_{df}^{input} . For degree inflation via input poisoning, \mathcal{A}_{df}^{input} , target user U_t sets $l' = [1, 1 \dots, 1]$ while all others $U_i, i \in \mathcal{M} \setminus t$ set $l'[t] = 1$.

6.3 Price of Privacy

The randomization required to achieve privacy adversely impacts a protocol’s robustness to poisoning. Here we perform

³The second and third term in the soundness guarantee can be approximated by $O(\frac{n}{\epsilon})$.

Algorithm 9 DegCheck: $\{0, 1\}^{n \times n} \mapsto \{\mathbb{N} \cup \{\perp\}\}^n$

Parameter: m - Number of malicious users;

Input: $\{l_1, \dots, l_n\}$ where $l_i \in \{0, 1\}^n$ is the adjacency list of user U_i ;

Output: $(\hat{d}_1, \dots, \hat{d}_n)$ where \hat{d}_i is the degree estimate for user U_i ;

Users

- 1: **for** $i \in [n]$ **do**
- 2: $q_i = l_i$

Data Aggregator

- 3: **for** $i \in [n]$ **do**
 - 4: $r_i^{11} = \sum_{j \in [n] \setminus i} q_{ij} q_{ji}$
 - 5: $r_i^{01} = \sum_{j \in [n] \setminus i} (1 - q_{ij}) q_{ji}$
 - 6: $r_i^{10} = \sum_{j \in [n] \setminus i} q_{ij} (1 - q_{ji})$
 - 7: **if** $(r_i^{01} + r_i^{10}) \leq m$ **then**
 - 8: $\hat{d}_i = r_i^{11}$
 - 9: **else**
 - 10: $\hat{d}_i = \perp$
 - return** $(\hat{d}_1, \hat{d}_2, \dots, \hat{d}_n)$
-

an ablation study and formalize the price of privacy by quantifying the impact of poisoning attacks on *non-private* protocols. For this, we adapt our consistency check to the non-private setting via the $DegCheck(\cdot)$ protocol (Algorithm 9) as described below. First, every user reports their true adjacency list to the data aggregator. The data aggregator then employs a consistency check to identify the malicious users. Due to the absence of randomization, the check is much simpler here and involves just ensuring that the number of inconsistent reports for user U_i is bounded by m , i.e., $r_i^{01} + r_i^{10} \leq m$. In case the check goes through, the aggregator can directly use r_i^{11} , the count of the edges e_{ij} where both users U_i and U_j have reported 1s consistently, as the degree estimate \hat{d}_i .

Next, we quantify the impact of the poisoning attacks on $DegCheck(\cdot)$ as follows.

Theorem 6. *The $DegCheck(\cdot)$ protocol is m -tight correct and $\min(2m - 1, n - 1)$ -tight sound with respect to any poisoning attack for $\forall m \in [n]$.*

Observation 3. A non-private algorithm is more robust than the corresponding private algorithm.

Note that under no privacy, input and response poisoning attacks are equivalent. From Thm. 6, we see an improvement in both correctness and soundness guarantees over the corresponding private algorithm – the malicious users can skew the degree estimates by only $\Omega(m)$ which is unavoidable. This highlights the price of privacy – an LDP protocol incurs additional error due to the inherent randomization.

7 Improving Correctness with Hybrid Protocols

Note that the robustness guarantees for the DegRRCheck(\cdot) protocol have a $O(\frac{\sqrt{n}}{\epsilon})$ term. This is inherent in *any* randomized response based mechanism [7, 14, 22] since each of the n bits of the adjacency list need to be independently randomized. Unfortunately, this dependence on n has an adverse effect on the utility of the degree estimates. Typically, real-world graphs are sparse in nature with maximum degree $d_{max} \ll n$. Hence, the $O(\frac{\sqrt{n}}{\epsilon})$ noise term completely dominates the degree estimates resulting in very poor utility for the honest users⁴ (correctness). In what follows, we present a mitigation strategy that uses a hybrid protocol for degree estimation based on two mechanisms – Laplace ($R_{Lap}(\cdot)$) and randomized response (DegRRCheck(\cdot)).

7.1 Attacks on the Laplace Mechanism

We start by analyzing an alternative approach for private degree estimation – the Laplace mechanism, $R_{Lap}(\cdot)$ (Algorithm 2). The impact of poisoning attacks on $R_{Lap}(\cdot)$ is formalized as follows.

For input poisoning attacks, we have:

Theorem 7. *The $R_{Lap}(\cdot)$ protocol is $(O(\frac{\log \frac{1}{\delta}}{\epsilon}), \delta)$ correct and $(n - 1, \frac{1}{2})$ -sound with any input poisoning attack for $\forall m \in [n]$.*

For response poisoning attacks, we have:

Theorem 8. *The $R_{Lap}(\cdot)$ protocol is $(O(\frac{\log \frac{1}{\delta}}{\epsilon}), \delta)$ -correct and $n - 1$ -tight sound with respect to any response poisoning attack for $\forall m \in [n]$.*

From the above theorems, we observe that $R_{Lap}(\cdot)$ continues to have poor soundness – worst-case $n - 1$. However, the correctness guarantee is improved to $O(\frac{1}{\epsilon})$ for both input and response poisoning. The reason is as follows. In the $R_{Lap}(\cdot)$ protocol, each user directly reports their noisy estimates. Consequently, the degree estimate of an honest user *cannot* be tampered with at all – the $O(\frac{1}{\epsilon})$ term is due to the error of the added Laplace noise. This error is in fact optimal (matches that of central DP) for degree estimation. On the flip side, a malicious user can flagrantly lie about their estimate without detection resulting in poor soundness. Recall that the DegRRCheck(\cdot) protocol prevents this behavior with the help of a consistency check.

Hence, the key idea is to combine the two approaches and use a hybrid protocol, DegHybrid(\cdot), that achieves the best of both worlds:

- correctness guarantee of $R_{Lap}(\cdot)$, and
- soundness guarantee of DegRRCheck(\cdot).

⁴The “utility” of the malicious users is inconsequential – our goal is to minimize the impact of poisoning from the worst-case factor of $n - 1$.

7.2 DegHybrid Protocol

The DegHybrid(\cdot) protocol is outlined in Algorithm 10 and described as follows. Each user U_i prepares two responses – the noisy adjacency list, q_i , randomized via $RR_\rho(\cdot)$, and a noisy degree estimate, \tilde{d}_i^{lap} , perturbed via $R_{Lap}(\cdot)$, and sends them to the data aggregator. U_i divides the privacy budget between the two responses according to some constant $c \in (0, 1)$. The data aggregator first processes the q_i s to employ the same consistency check on r_i^{01} as that of the DegRRCheck(\cdot) protocol (Step 8). In case the check passes, the aggregator computes the debiased degree estimate \tilde{d}_i^{rr} from r_i^{11} similar to DegRRCheck(\cdot). Note that \tilde{d}_i^{rr} and \tilde{d}_i^{lap} are the noisy estimates of the *same* ground truth degree, d_i , computed via two different randomization mechanisms. To this end, the aggregator employs a second check (Step 10) to verify the consistency of the two estimates as follows:

$$|\tilde{d}_i^{rr} - \tilde{d}_i^{lap}| \leq m + \frac{\tau}{1 - 2\rho} + \frac{2}{\epsilon} \log \frac{2}{\delta}$$

Being estimates of the same value d_i , the above check is tightly concentrated. In the event that both the checks pass, the aggregator uses \tilde{d}_i^{lap} (obtained via $R_{Lap}(\cdot)$) as the final degree estimate \hat{d}_i for U_i .

The protocol returns \perp if either of the checks fail. The implications of failing the first check is the same as that for DegRRCheck(\cdot). In case the second check fails, it means that the malicious user tried to poison the Laplace estimate \tilde{d}_i^{lap} .

7.3 Attacks on DegHybrid

In what follows, we formalize the impact on the as follows.

For input poisoning attacks, we have:

Theorem 9. *For $\frac{4}{3}e^\epsilon \ln \frac{2}{\delta} < n$ and $\forall m \in [n]$, the protocol DegHybrid(\cdot) run with $\tau = m(1 - 2\rho) + \sqrt{m \ln \frac{8}{\delta}} + \sqrt{3n\rho \ln \frac{8}{\delta}}$ is $(\frac{2 \ln \frac{2}{\delta}}{\epsilon}, \delta)$ -correct and $(6m + 2\frac{e^\epsilon + 1}{e^\epsilon - 1} \sqrt{4m \ln \frac{8}{\delta}} + \frac{\sqrt{e^\epsilon + 1}}{e^\epsilon - 1} \sqrt{48n \ln \frac{8}{\delta}} + \frac{2 \ln \frac{2}{\delta}}{\epsilon}, \delta)$ -sound with respect to any input poisoning attack.*

For response poisoning attacks, we have

Theorem 10. *For $\frac{4}{3}e^\epsilon \ln \frac{2}{\delta} < n$ and $\forall m \in [n]$, the protocol DegHybrid(\cdot) run with $\tau = m + \sqrt{3n\rho \ln \frac{4}{\delta}}$ is $(\frac{2 \ln \frac{2}{\delta}}{\epsilon}, \delta)$ -correct and $(\frac{6e^\epsilon + 2}{e^\epsilon - 1} m + \frac{\sqrt{e^\epsilon + 1}}{e^\epsilon - 1} \sqrt{48n \ln \frac{4}{\delta}} + \frac{2 \ln \frac{2}{\delta}}{\epsilon}, \delta)$ -sound with respect to any response manipulation attack.*

Observation 4. Hybrid mechanisms can achieve both good correctness and soundness.

Algorithm 10 DegHybrid: $\{0, 1\}^{n \times n} \mapsto \{\mathbb{N} \cup \{\perp\}\}^n$

Parameters: ε - Privacy parameter;
 τ - threshold for consistency check;
Input: $\{l_1, \dots, l_n\}$ where $l_i \in \{0, 1\}^n$ is the adjacency list of user U_i ;
Output: $(\hat{d}_1, \dots, \hat{d}_n)$ where \hat{d}_i is the degree estimate for user U_i ;

Users

```
1: Select  $c \in (0, 1)$ 
2:  $\rho = \frac{1}{1+e^{c\varepsilon}}$ 
3: for  $i \in [n]$  do
4:    $q_i = \text{RR}_\rho(l[i])$ 
5:    $\tilde{d}_i^{lap} = \|l[i]\|_1 + \text{Lap}(\frac{1}{(1-c)\varepsilon})$ 
```

Data Aggregator

```
6: for  $i \in [n]$  do
7:    $r_i^{11} = \sum_{j \in [n] \setminus i} q_{ij} q_{ji}$ 
8:    $r_i^{01} = \sum_{j \in [n] \setminus i} (1 - q_{ij}) q_{ji}$ 
9:   if  $|r_i^{01} - \rho(1 - \rho)(n - 1)| \leq \tau$  then
10:     $\tilde{d}_i^{rr} = \frac{1}{1-2\rho} (r_i^{11} - \rho^2(n - 1))$ 
11:    if  $|\tilde{d}_i^{rr} - \tilde{d}_i^{lap}| \leq m + \frac{2\tau}{1-2\rho} + \frac{2}{\varepsilon} \log \frac{2}{\delta}$  then
12:       $\hat{d}_i = \tilde{d}_i^{lap}$ 
13:    else
14:       $\hat{d}_i = \perp$ 
15:  else
16:     $\hat{d}_i = \perp$ 
return  $(\hat{d}_1, \hat{d}_2, \dots, \hat{d}_n)$ 
```

From the above theorems, we observe DegHybrid(\cdot) achieves the optimal correctness of $O(\frac{1}{\varepsilon})$ for both types of poisoning attacks. This is due to the fact that the data aggregator uses \tilde{d}_i^{lap} as its final degree estimate. Additionally, the soundness guarantees matches with that of the DegRRCheck(\cdot) protocol ($O(m + \frac{1}{\varepsilon})$ and $O(m(1 + \frac{1}{\varepsilon}) + \frac{\sqrt{n}}{\varepsilon})$ for input and response poisoning, respectively). This is enforced by the two consistency checks. Hence, the hybrid mechanism achieves the best of both worlds.

8 Evaluation

In this section, we present our evaluation results. Our evaluation seeks to empirically answer the following questions:

- **Q1.** How do the different protocols perform in terms of correctness and soundness?
- **Q2.** How do the efficacies of input and response poisoning attacks compare?
- **Q3.** What is the impact of the privacy parameter ε on the poisoning attacks?

8.1 Experimental Setup

Datasets. We evaluate our protocols in the context of two graphs – a real-world sparse graph and a synthetically generated dense graph.

- *FB.* This graph corresponds to data from Facebook [2] representing the friendships of 4082 Facebook users. The graph has 88K edges.
- *Syn.* To test a more dense regime, we evaluate our protocols on a synthetic graph generated using the Erdos-Renyi model [1] with parameters $G(n = 4000, p = 0.5)$ (n is the number of edges; p is the probability of including any edge in the graph). The graph has ≈ 8 million edges.

Protocols. We evaluate our proposed DegRRCheck and DegHybrid protocols and use DegRRNaive as a baseline protocol with poor robustness.

Attacks. We evaluate four attacks for each protocol. The attacks are divided into two types – degree inflation and degree deflation where the goal of the malicious users is to increase (resp. decrease) the degree estimate of a targeted malicious (resp. honest) user by as much as possible. We choose these two types attacks because, firstly, attacks of these type can result in the worst-case skew for both honest and malicious users (see Section 6.2). Secondly, these attacks are grounded in real-world motivations and represent practical threats (see Section 3.1). For each protocol, we consider both input and response poisoning versions of the two types of attack and their specific implementation are detailed below:

- DegRRCheck(\cdot). For the degree inflation attack type, the non-target malicious users, $U_i, i \in \mathcal{M} \setminus t$, always report 1, $l'_i[t] = 1$ for the target malicious user $U_t, t \in \mathcal{M}$. In response manipulation, these 1s are directly reported to the aggregator (Algorithm 3); for input manipulation, these 1s are passed through $\text{RR}_\rho(\cdot)$ before being reported (Algorithm 6 with $l'[t] = 1$). The target U_t reports $l'_t[i] = 1$ for all other malicious users. However different from Algorithm 5, reporting 1s for all the honest users is a poor attack strategy for DegRRCheck(\cdot) since U_t would always get detected (\perp) due to our consistency check. Hence, we tweak its strategy as follows – U_t sends 1s only for a fraction of the honest users to maximize the skew *without* failing the consistency check (with high probability). For exact mechanisms for both input and response poisoning, see Appendix B.

For degree deflation, the malicious users always report 0 for the target honest user $U_t, t \in \mathcal{H}$ (Algorithm 4 for response poisoning and Algorithm 6 with $l'[t] = 0$ for input poisoning, see Appendix B for details).

- DegHybrid(\cdot). Each type of attack proceeds similarly to those of DegRRCheck(\cdot) for the list response. However, recall that users are also responsible for reporting a degree estimate via the Laplace mechanism. For degree inflation, the target adversary U_t reports an *inflated* degree estimate;

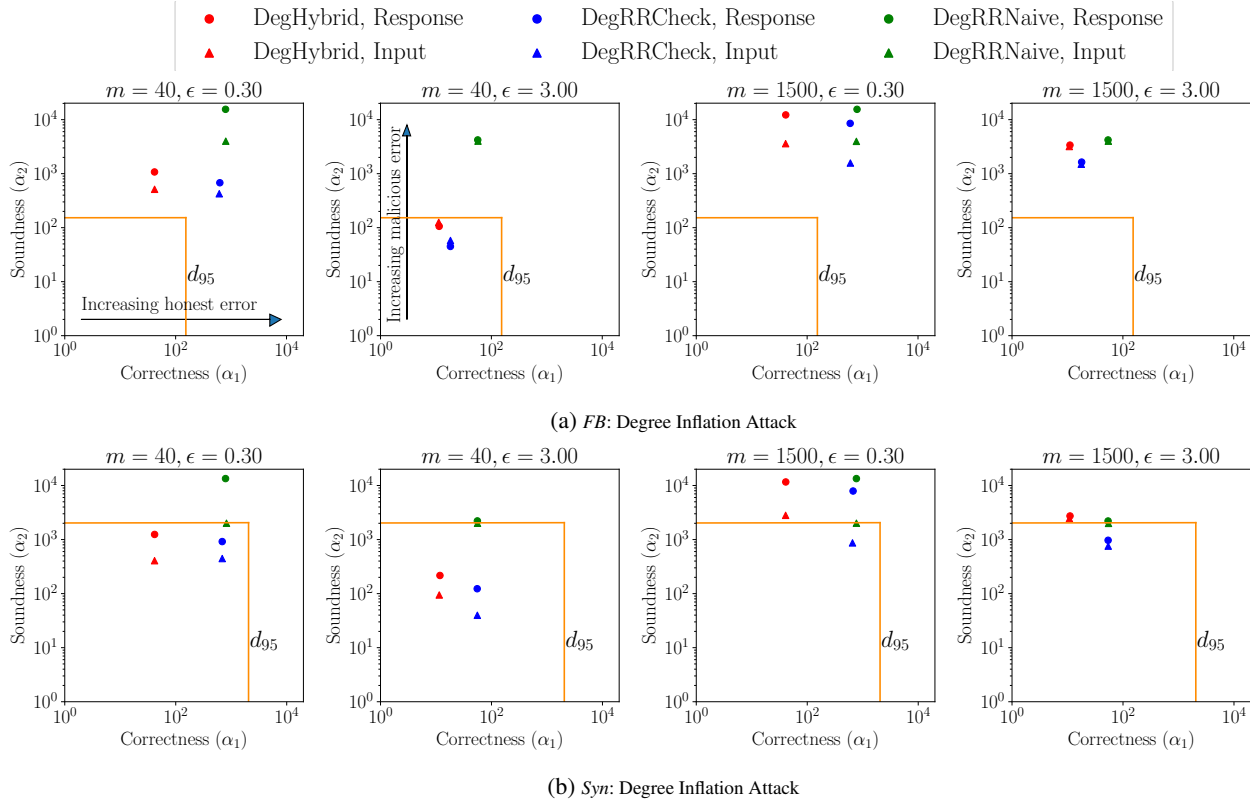


Figure 4: Robustness Analysis for Degree Inflation Attack: We plot the empirical correctness (error of honest user) and soundness (error of malicious user).

for specific details, see Appendix B. The non-target malicious users report their true degrees, as these degrees are irrelevant for U_t 's estimate.

For degree deflation, all the malicious users report their true degrees as these values are again immaterial for estimating the degree of the target honest user.

- **DegRRNaive(\cdot).** For degree inflation, we consider the worst case scenario where the target malicious user U_t is responsible for all its edges ($\text{Out}_t = [n]$ in **DegRRNaive(\cdot)**) and reports all 1s. For response poisoning, this is equivalent to Algorithm 5. For input poisoning, this is equivalent to running Algorithm 6 with all 1s as the poisoned input. For degree deflation, we again consider the worst case scenario where the malicious users report for all the edges that they share with the honest target, i.e., $\text{In}_t = \mathcal{M}$ in **DegRRNaive(\cdot)**.

Configuration. For each experiment, we report the maximum error for the honest users, $\max_{U_i, i \in \mathcal{H}} |\hat{d}_i - d_i|$, and the malicious users, $\max_{U_i, i \in \mathcal{M}} |\hat{d}_i - d_i|$. The former is the empirical correctness (α_1) while the latter is the empirical soundness (α_2) of the protocols. We run each experiment 50 times and report the mean. We use $\delta = 10^{-6}$ and $c = 0.9$ for **DegHybrid(\cdot)**.

8.2 Results

We consider two values of m (number of malicious users) – $m = 40$ and $m = 1500$. The former corresponds to $= 1\%$ malicious users which represents a realistic threat model. We also consider $m = 1500$ to showcase the efficacy of our protocols even with a large number of malicious users ($= 37.5\%$).

For the degree inflation attack (Fig. 4a and Fig. 4b) we make the following observations. Recall, that this attack only affects the degree estimate of the malicious target $U_t, t \in \mathcal{M}$ – all other users remain unaffected. Hence, the reported soundness refers to the error of the malicious target U_t . The correctness (honest error), on the other hand, corresponds to the error introduced just due to the inherent randomization of the protocols. We observe that **DegHybrid(\cdot)** offers the best correctness – this is expected since the error introduced by the Laplace mechanism $O(\frac{1}{\epsilon})$ is optimal. Both **DegRRCheck(\cdot)** and **DegRRNaive(\cdot)** have higher honest error ($O(\frac{\sqrt{n}}{\epsilon})$) due to the underlying randomized response mechanisms. However, **DegRRCheck(\cdot)** performs better than **DegRRNaive(\cdot)** for **FB** for low privacy ($\epsilon = 3$). This is because, the degree estimator for **DegRRNaive(\cdot)** is based on the random variable r^1 (Section 5.1) which has a variance $n\rho(1-\rho)$. However, the degree estimator for **DegRRCheck(\cdot)** is based on the random

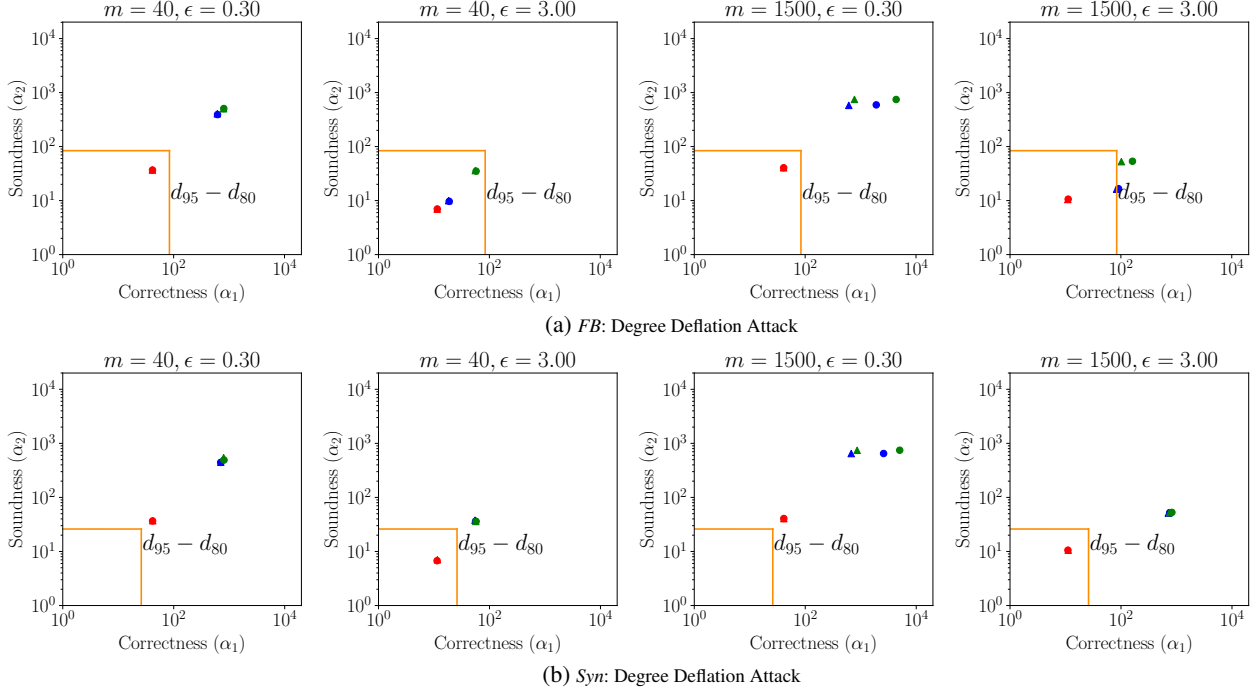
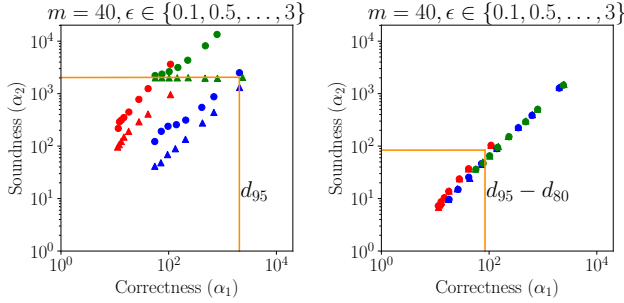


Figure 5: Robustness Analysis for Degree Deflation Attack: We plot the empirical correctness (error of honest user) and soundness (error of malicious user).



(a) *Syn*: Degree Inflation Attack (b) *FB*: Degree Deflation Attack

Figure 6: Robustness analysis with varying ϵ

variable r^{11} (Section 6.1). The variance of r^{11} is a function of the graph degree distribution and is lower than that of r^1 for sparse graphs and high ϵ . In terms of soundness, both our proposed protocols perform better than the baseline – $\text{DegRRNaive}(\cdot)$ has $32\times$ and $69\times$ higher malicious error than $\text{DegHybrid}(\cdot)$ and $\text{DegRRCheck}(\cdot)$, respectively, for *FB* for $\epsilon = 3, m = 40$ for input poisoning. Note that $\text{DegRRCheck}(\cdot)$ performs slightly better than $\text{DegHybrid}(\cdot)$. This is because, although both the protocols have the same order of soundness, the constants are higher for $\text{DegHybrid}(\cdot)$ (see Section 7.3). Finally, we observe that response poisoning is worse than input poisoning for all the protocols for soundness (response poisoning has an extra $O(\frac{m}{\epsilon})$ term). For instance, for $\text{DegRRCheck}(\cdot)$, response poisoning is $9.1\times$ worse than in-

put poisoning for *Syn* with $m = 1500, \epsilon = 0.3$. As expected, the separation becomes less prominent with higher privacy $\epsilon = 3$ and lower m .

Figs. 4a and 4b also mark the degree of 95th percentile node (d_{95}) for the respective graphs. The way to interpret this is as follows. If an error of a protocol falls outside the box, then any malicious user can inflate their degree estimate to be in the $> d_{95}$ percentile by staging a poisoning attack. Our protocols are better performant for the dense graph *Syn* (attacks are prevented for both values of ϵ). This is because of the $O(\frac{\sqrt{n}}{\epsilon})$ term in the soundness guarantee – this term dominates the malicious error for sparse graphs.

Figs. 5a and 5b show the results for the degree inflation attacks on *FB* and *Syn*, respectively. Recall in this attack, the degree estimate of only the honest target $U_i \in \mathcal{H}$ is manipulated with. Hence, the correctness here refers to the skew in U_i 's estimate while the soundness reports the inherent error due to the randomization of the protocols. We observe that $\text{DegHybrid}(\cdot)$ performs the best in terms of both correctness and soundness. For instance, it has $107\times$ and $47\times$ better correctness than $\text{DegRRNaive}(\cdot)$ and $\text{DegRRCheck}(\cdot)$, respectively, for *FB* and response poisoning with $\epsilon = 0.3, m = 1500$. $\text{DegRRCheck}(\cdot)$ and $\text{DegRRNaive}(\cdot)$ have similar correctness. This is because, theoretically both of them have the same order of correctness for both input (Thms. 4 and 2) and response poisoning (Thms. 5 and 3). The soundness error for these two protocols are from just the underlying random-

ized response mechanisms. We observe that $\text{DegRRCheck}(\cdot)$ has better soundness than $\text{DegRRNaive}(\cdot)$ for FB for $\epsilon = 3.0$ because of a better degree estimator as described previously. Finally, we observe that the response poisoning is more damaging than input poisoning for $\text{DegRRNaive}(\cdot)$ and $\text{DegRRCheck}(\cdot)$. For instance, response poisoning has $3.8\times$ worse correctness than input poisoning for $\text{DegRRCheck}(\cdot)$ for Syn with $\epsilon = 0.3, m = 1500$. However, the two types of poisoning have a similar impact for $\text{DegHybrid}(\cdot)$ since both types of poisoning have the same correctness and soundness guarantee of $O(\frac{1}{\epsilon})$ (Thm. 9 and Thm. 10) for degree deflation.

We plot the measure $d_{95} - d_{80}$ in Figs. 5a and 5b where d_k denotes the degree of the k percentile node. The way to interpret this is as follows. If an error falls outside the box, then malicious users can successfully deflate the degree of an honest target from > 95 percentile to < 80 percentile. Based on our results, we observe that $\text{DegHybrid}(\cdot)$ is mostly effective in protecting against this attack even with a large number of malicious users $m = 1500$.

Fig. 6b and 6a show the impact of the attacks with varying privacy parameter ϵ . We observe that, increasing privacy (lower ϵ) leads to more skew for all attacks on all three protocols. For instance, the response poisoning version of the degree inflation attack for the FB dataset is $112\times$ worse for $\epsilon = 0.1$ than that for $\epsilon = 3$ for $\text{DegRRCheck}(\cdot)$.

Another interesting observation is that even a relatively small number of malicious parties ($m = 1\%$) can stage significantly damaging poisoning attacks. This demonstrates the practical threat of such poisoning attacks. As expected, the impact of the poisoning attacks worsens with increasing m . Nevertheless, our results show that our proposed protocols are able to significantly reduce the impact of poisoning attacks even with a large number of malicious users ($m = 37.5\%$).

8.3 Discussion

Here, we discuss our empirical results in the context of our three evaluation questions. First, we observe that the baseline protocol $\text{DegRRNaive}(\cdot)$ performs worse than both our proposed protocols. $\text{DegHybrid}(\cdot)$ offers the best correctness guarantee and its soundness is at least comparable to that of $\text{DegRRCheck}(\cdot)$ for all the attacks. Concretely, $\text{DegHybrid}(\cdot)$ can improve the correctness and soundness by up to $32\times$ and $107\times$, respectively, as compared to that for $\text{DegRRNaive}(\cdot)$. Second, we observe that the response poisoning is stronger than input poisoning for all four attacks and all three protocols. Concretely, the response poisoning can be up to $9.1\times$ worse than input poisoning. Finally, we see that the privacy exacerbates the impact of the poisoning attacks – both correctness and soundness gets worse with lower values of ϵ for all four attacks on all three protocols. Concretely, poisoning can worsen by up to $112\times$ for a drop in privacy from $\epsilon = 3$ to $\epsilon = 0.1$.

9 Related Work

In this section, we discuss the relevant prior work.

Data Poisoning for LDP. A recent line of work [13, 17, 37, 49] has explored the impact of data poisoning attacks in the LDP setting. However, these works focused either on tabular data or key-value data. Specifically, Cao et al. [13] proposed attacks where an adversary could increase the estimated frequencies for adversary-chosen target items or promote them to be identified as heavy hitters. Wu et al. [49] extended the attacks for key-value data where an adversary aims to simultaneously promote the estimated frequencies and mean values for some adversary-chosen target keys. Both the works also presented some ad-hoc defenses against the proposed poisoning attacks. However, their efficacy is heavily dependent on instantiation specific factors such as the data distribution or the percentage of fake users. Cheu et al. [17] formally analyzed the poisoning attacks on categorical data and showed that local algorithms are highly vulnerable to adversarial manipulation – when the privacy level is high or the input domain is large, an adversary who controls a small fraction of the users in the protocol can completely obscure the distribution of the users’ inputs. This is essentially an impossibility result for robust estimation of categorical data via non-interactive LDP protocols. Additionally, they showed that poisoning the noisy messages can be far more damaging than poisoning the data itself. A recent work [37] studies the impact of data poisoning for mean and variance estimation for tabular data. In the shuffle DP model, Cheu et al. [18] have studied the impact of data poisoning for histogram estimation. In terms of general purpose defenses, prior work has explored strategies based on cryptographically verifying implementations of LDP randomizers [5, 36, 40] – this would restrict the class of data poisoning attacks to input poisoning only.

A slew of poisoning attacks on machine learning models have been proposed in the federated learning setting [32]. The attacks could be either untargeted where the attack goal is to reduce the overall model accuracy [9, 10, 25, 39], or targeted where backdoors are injected for certain target classes [6, 16, 51]. A recent line of work [12, 44] explores defense strategies based on zero-knowledge proofs that aim to detect the poisoned inputs.

LDP on Graphs. DP on graphs has been widely studied, with most prior work being in the centralized model [11, 15, 20, 29, 33–35, 41, 45, 47]. In the local model, there exists work exploring the release of data about graphs in various settings [19, 42, 46, 50, 52, 53]. Recent work exploring private subgraph counting [30, 31] is the most relevant to our setting, as the degree information is the count of an edge, the simplest subgraph. However, no previous work explores data poisoning LDP protocols in the graph setting.

10 Conclusion

In this paper, we have investigated the impact of data poisoning attacks on private degree estimation for graphs. We have presented a formal framework for analyzing the robustness of a protocol against poisoning. Our framework can quantify the impact of a poisoning attack on both honest and malicious users. Additionally, we have proposed novel robust degree estimation protocols under LDP by leveraging the natural data redundancy in graphs, that can significantly reduce the impact of data poisoning.

Acknowledgements. This material is based upon work supported by the National Science Foundation under Grant # 2127309 to the Computing Research Association for the CIFellows Project. Kamalika Chaudhuri and Jacob Imola would like to thank ONR under N00014-20-1-2334 and NSF under CNS 180429 for research support.

References

- [1] Erdos-renyi model. https://en.wikipedia.org/wiki/Erd%C5%91s%E2%80%9393R%C3%A9nyi_model.
- [2] Facebook dataset. <https://snap.stanford.edu/data/ego-Facebook.html>.
- [3] General data protection regulation gdpr. <https://gdpr-info.eu/>, 2016.
- [4] California consumer privacy act (ccpa). <https://oag.ca.gov/privacy/ccpa>, 2018.
- [5] Andris Ambainis, Markus Jakobsson, and Helger Lipmaa. Cryptographic randomized response techniques, 2003.
- [6] Eugene Bagdasaryan, Andreas Veit, Yiqing Hua, Deborah Estrin, and Vitaly Shmatikov. How to backdoor federated learning. In *arXiv:1807.00459*, 2018.
- [7] Amos Beimel, Kobbi Nissim, and Eran Omri. Distributed private data analysis: Simultaneously solving how and what. In *Proceedings of the 28th Annual Conference on Cryptology: Advances in Cryptology, CRYPTO 2008*, pages 451–468, Berlin, Heidelberg, 2008. Springer-Verlag.
- [8] Adrien Benamira, Benjamin Devillers, Etienne Lesot, Ayush K Ray, Manal Saadi, and Fragkiskos D Malliaros. Semi-supervised learning and graph neural networks for fake news detection. In *2019 IEEE/ACM International Conference on Advances in Social Networks Analysis and Mining (ASONAM)*, pages 568–569. IEEE, 2019.
- [9] Arjun Nitin Bhagoji, Supriyo Chakraborty, Prateek Mittal, and Seraphin Calo. Analyzing federated learning through an adversarial lens. In *Proceedings of the International Conference on Machine Learning*, pages 634–643, 2019.
- [10] Battista Biggio, Blaine Nelson, and Pavel Laskov. Poisoning attacks against support vector machines. In *Proceedings of the International Conference on International Conference on Machine Learning*, pages 1467–1474, 2012.
- [11] Jeremiah Blocki, Avrim Blum, Anupam Datta, and Or Sheffet. The johnson-lindenstrauss transform itself preserves differential privacy. *2012 IEEE 53rd Annual Symposium on Foundations of Computer Science*, pages 410–419, 2012.
- [12] Lukas Burkhalter, Hidde Lycklama, Alexander Viand, Nicolas K uchler, and Anwar Hithnawi. Roff: Attestable robustness for secure federated learning. In *arXiv:2107.03311*, 2021.
- [13] Xiaoyu Cao, Jinyuan Jia, and Neil Zhenqiang Gong. Data poisoning attacks to local differential privacy protocols. In *30th USENIX Security Symposium (USENIX Security 21)*, pages 947–964. USENIX Association, August 2021.
- [14] T-H. Hubert Chan, Elaine Shi, and Dawn Song. Optimal lower bound for differentially private multi-party aggregation. In *Proceedings of the 20th Annual European Conference on Algorithms, ESA’12*, pages 277–288, Berlin, Heidelberg, 2012. Springer-Verlag.
- [15] Xihui Chen, Sjouke Mauw, and Yuniol Ram rez-Cruz. Publishing community-preserving attributed social graphs with a differential privacy guarantee. *Proceedings on Privacy Enhancing Technologies*, 2020:131 – 152, 2020.
- [16] Xinyun Chen, Chang Liu, Bo Li, Kimberly Lu, and Dawn Song. Targeted backdoor attacks on deep learning systems using data poisoning. In *arXiv:1712.05526*, 2017.
- [17] Albert Cheu, Adam Smith, and Jonathan Ullman. Manipulation attacks in local differential privacy. In *2021 IEEE Symposium on Security and Privacy (SP)*, pages 883–900, 2021.
- [18] Albert Cheu and Maxim Zhilyaev. Differentially private histograms in the shuffle model from fake users. In *2022 IEEE Symposium on Security and Privacy (SP)*, pages 440–457, 2022.
- [19] Graham Cormode, Somesh Jha, Tejas Kulkarni, Ninghui Li, Divesh Srivastava, and Tianhao Wang. Privacy at scale: Local differential privacy in practice. In *Proceedings of the 2018 International Conference on Management of Data*, pages 1655–1658, 2018.

- [20] Wei-Yen Day, Ninghui Li, and Min Lyu. Publishing graph degree distribution with node differential privacy. In *Proceedings of the 2016 International Conference on Management of Data, SIGMOD '16*, page 123–138, New York, NY, USA, 2016. Association for Computing Machinery.
- [21] Bolin Ding, Janardhan Kulkarni, and Sergey Yekhanin. Collecting telemetry data privately. In I. Guyon, U. V. Luxburg, S. Bengio, H. Wallach, R. Fergus, S. Vishwanathan, and R. Garnett, editors, *Advances in Neural Information Processing Systems 30*, pages 3571–3580. Curran Associates, Inc., 2017.
- [22] J. C. Duchi, M. I. Jordan, and M. J. Wainwright. Local privacy and statistical minimax rates. In *2013 IEEE 54th Annual Symposium on Foundations of Computer Science*, pages 429–438, Oct 2013.
- [23] Cynthia Dwork and Aaron Roth. The algorithmic foundations of differential privacy. *Found. Trends Theor. Comput. Sci.*, 9:211–407, August 2014.
- [24] Úlfar Erlingsson, Vasyl Pihur, and Aleksandra Korolova. Rappor: Randomized aggregatable privacy-preserving ordinal response. In *CCS*, 2014.
- [25] Minghong Fang, Xiaoyu Cao, Jinyuan Jia, and Neil Zhenqiang Gong. Local model poisoning attacks to byzantine-robust federated learning. In *USENIX Security Symposium*, 2020.
- [26] Giulia Fanti, Vasyl Pihur, and Úlfar Erlingsson. Building a rappor with the unknown: Privacy-preserving learning of associations and data dictionaries, 2015.
- [27] Thomas Gaudelot, Ben Day, Arian R Jamasb, Jyothish Soman, Cristian Regep, Gertrude Liu, Jeremy BR Hayter, Richard Vickers, Charles Roberts, Jian Tang, et al. Utilizing graph machine learning within drug discovery and development. *Briefings in bioinformatics*, 22(6):bbab159, 2021.
- [28] Andy Greenberg. Apple’s ‘differential privacy’ is about collecting your data—but not *your* data. *Wired*, Jun 13 2016.
- [29] Michael Hay, Chao Li, Gerome Miklau, and David Jensen. Accurate estimation of the degree distribution of private networks. In *2009 Ninth IEEE International Conference on Data Mining*, pages 169–178, 2009.
- [30] Jacob Imola, Takao Murakami, and Kamalika Chaudhuri. Locally differentially private analysis of graph statistics. In *30th USENIX Security Symposium (USENIX Security 21)*, pages 983–1000, 2021.
- [31] Jacob Imola, Takao Murakami, and Kamalika Chaudhuri. Communication-Efficient Triangle Counting under Local Differential Privacy. *arXiv:2110.06485 [cs]*, January 2022. arXiv: 2110.06485.
- [32] Peter Kairouz, H. Brendan McMahan, Brendan Avent, Aurelien Bellet, Mehdi Bennis, Arjun Nitin Bhagoji, Kallista Bonawitz, Zachary Charles, Graham Cormode, Rachel Cummings, Rafael G.L. D’Oliveira, Hubert Eichner, Salim El Rouayheb, David Evans, Josh Gardner, Zachary Garrett, Adria Gascon, Badih Ghazi, Phillip B. Gibbons, Marco Gruteser, Zaid Harchaoui, Chaoyang He, Lie He, Zhouyuan Huo, Ben Hutchinson, Justin Hsu, Martin Jaggi, Tara Javidi, Gauri Joshi, Mikhail Khodak, Jakub Konecny, Aleksandra Korolova, Farinaz Koushanfar, Sanmi Koyejo, Tancrede Lepoint, Yang Liu, Prateek Mittal, Mehryar Mohri, Richard Nock, Ayfer Ozgur, Rasmus Pagh, Hang Qi, Daniel Ramage, Ramesh Raskar, Mariana Raykova, Dawn Song, Weikang Song, Sebastian U. Stich, Ziteng Sun, Ananda Theertha Suresh, Florian Tramer, Praneeth Vepakomma, Jianyu Wang, Li Xiong, Zheng Xu, Qiang Yang, Felix X. Yu, Han Yu, and Sen Zhao. Advances and open problems in federated learning. In *arXiv:1912.04977*, 2019.
- [33] Vishesh Karwa, Sofya Raskhodnikova, Adam Smith, and Grigory Yaroslavtsev. Private analysis of graph structure. *ACM Trans. Database Syst.*, 39(3), oct 2014.
- [34] Vishesh Karwa, Sofya Raskhodnikova, Adam Smith, and Grigory Yaroslavtsev. Private analysis of graph structure. *ACM Trans. Database Syst.*, 39(3), oct 2014.
- [35] Shiva Prasad Kasiviswanathan, Kobbi Nissim, Sofya Raskhodnikova, and Adam D. Smith. Analyzing graphs with node differential privacy. In *TCC*, 2013.
- [36] Fumiyuki Kato, Yang Cao, and Masatoshi Yoshikawa. Preventing manipulation attack in local differential privacy using verifiable randomization mechanism. *CoRR*, abs/2104.06569, 2021.
- [37] Xiaoguang Li, Neil Zhenqiang Gong, Ninghui Li, Wenhai Sun, and Hui Li. Fine-grained poisoning attacks to local differential privacy protocols for mean and variance estimation, 2022.
- [38] Daiki Matsunaga, Toyotaro Suzumura, and Toshihiro Takahashi. Exploring graph neural networks for stock market predictions with rolling window analysis. *arXiv preprint arXiv:1909.10660*, 2019.
- [39] Shike Mei and Xiaojin Zhu. Using machine teaching to identify optimal training-set attacks on machine learners. In *Proceedings of the AAAI Conference on Artificial Intelligence*, pages 2871–2877, 2015.

- [40] Tal Moran and Moni Naor. Polling with physical envelopes: A rigorous analysis of a human-centric protocol. In *Proceedings of the 24th Annual International Conference on The Theory and Applications of Cryptographic Techniques*, EUROCRYPT'06, page 88–108, Berlin, Heidelberg, 2006. Springer-Verlag.
- [41] Kobbi Nissim, Sofya Raskhodnikova, and Adam Smith. Smooth sensitivity and sampling in private data analysis. In *Proceedings of the Thirty-Ninth Annual ACM Symposium on Theory of Computing*, STOC '07, page 75–84, New York, NY, USA, 2007. Association for Computing Machinery.
- [42] Zhan Qin, Ting Yu, Yin Yang, Issa Khalil, Xiaokui Xiao, and Kui Ren. Generating synthetic decentralized social graphs with local differential privacy. In *Proceedings of the 2017 ACM SIGSAC Conference on Computer and Communications Security*, pages 425–438, 2017.
- [43] Sofya Raskhodnikova and Adam Smith. *Differentially Private Analysis of Graphs*, pages 543–547. Springer New York, New York, NY, 2016.
- [44] Amrita Roy Chowdhury, Chuan Guo, Somesh Jha, and Laurens van der Maaten. Eiffel: Ensuring integrity for federated learning, 2021.
- [45] Shuang Song, Susan Little, Sanjay Mehta, Staal A. Vinterbo, and Kamalika Chaudhuri. Differentially private continual release of graph statistics. *ArXiv*, abs/1809.02575, 2018.
- [46] Yue Wang, Xintao Wu, and Donghui Hu. Using randomized response for differential privacy preserving data collection. In *EDBT/ICDT Workshops*, volume 1558, pages 0090–6778, 2016.
- [47] Yue Wang, Xintao Wu, and Leting Wu. Differential privacy preserving spectral graph analysis. In *PAKDD*, 2013.
- [48] Stanley L Warner. Randomized response: A survey technique for eliminating evasive answer bias. *Journal of the American Statistical Association*, 60 60, no. 309:63–69, 1965.
- [49] Yongji Wu, Xiaoyu Cao, Jinyuan Jia, and Neil Zhenqiang Gong. Poisoning attacks to local differential privacy protocols for key-value data, 2021.
- [50] Siyuan Xia, Beizhen Chang, Karl Knopf, Yihan He, Yuchao Tao, and Xi He. Dpgraph: A benchmark platform for differentially private graph analysis. In *Proceedings of the 2021 International Conference on Management of Data*, pages 2808–2812, 2021.
- [51] Chulin Xie, Keli Huang, Pin-Yu Chen, and Bo Li. Dba: Distributed backdoor attacks against federated learning. In *ICLR*, 2020.
- [52] Hailong Zhang, Sufian Latif, Raef Bassily, and Atanas Rountev. Differentially-private control-flow node coverage for software usage analysis. In *USENIX Security Symposium*, pages 1021–1038, 2020.
- [53] Xu Zheng, Lizong Zhang, Kaiyang Li, and Xi Zeng. Efficient publication of distributed and overlapping graph data under differential privacy. *Tsinghua Science and Technology*, 27(2):235–243, 2021.

A Omitted Proofs

Notation: We let n_i^+ be the number of honest users with an edge to U_i , and we let n_i^- be the number of honest users (other than U_i) with no edge to U_i . We have $n_i^+ + n_i^- = n - 1 - m$ when U_i is honest and $n_i^+ + n_i^- = n - m$ when U_i is malicious. Also, we have $d_i - n_i^+ \leq m$, since at most m of user U_i 's edges can be malicious. Similarly, we let m_i^+ be the number of malicious users with an edge to U_i , and we let m_i^- be the number of honest users (other than U_i) with no edge to U_i . We have $m_i^+ + m_i^- = m$ when U_i is honest and $m_i^+ + m_i^- = m - 1$ when U_i is malicious.

A.1 Proof of Theorem 2

Correctness. Let us consider the case where $\ln_i = \mathcal{M}$, i.e., all the bits corresponding to the indices \mathcal{M} are reported to by the malicious users. Thus, $\text{Out}_i = \mathcal{H} \setminus i$ since $\mathcal{H} \cup \mathcal{M} = [n]$. Let us assume that U_i has no edge with the users in \mathcal{M} , i.e., $\forall j \in \mathcal{M}, l_i[j] = 0$. For the input manipulation attack, $j \in \mathcal{M}$ sets $l_j[i] = 1$. The estimator is given by

$$r_i^1 = \left(\sum_{j \in \mathcal{M}} q_{ji} + \sum_{j \in \mathcal{H} \setminus i} q_{ij} \right) \quad (8)$$

The expected value of r_i^1 is given by

$$E[r_i^1] = \mu_{r_i^1} = (d_i + m)(1 - 2\rho) + \rho n \quad (9)$$

The unbiased estimator is therefore given as follows:

$$\hat{d}_i = \frac{1}{1 - 2\rho} (r_i^1 - \rho n) \quad (10)$$

Now, using Chernoff's bound we have,

$$\Pr[|r_i^1 - \mu_{r_i^1}| \geq \sqrt{n \ln \frac{1}{\delta}}] \leq 1 - \delta \quad (11)$$

$$\Rightarrow \Pr[|\hat{d}_i - d_i| \geq m + \frac{1}{1 - 2\rho} \sqrt{n \ln \frac{1}{\delta}}] \leq 1 - \delta \quad (12)$$

$$\Rightarrow \Pr[|\hat{d}_i - d_i| \geq m + \frac{e^\epsilon + 1}{e^\epsilon - 1} \sqrt{n \ln \frac{1}{\delta}}] \leq 1 - \delta \quad (13)$$

Soundness. Consider the case where for a malicious data owner $i \in \mathcal{M}$, $\forall j \in [n] \setminus i, l_i[j] = 0$. Let $\text{Out}_i = [n] \setminus i$, i.e., i ends up reporting all of its bits themselves. Now, we have

$$r_i^1 = \sum q_{ji} \quad (14)$$

r_i^1 is essentially a sum of $n-1$ Bernoulli random variables and hence, $r_i^1 \sim \text{Binomial}(n-1, 1-\rho)$. Our desired guarantee is given

$$\Pr[r_i^1 \geq \mu_{r_i^1}] = \sum_{k=\lceil (n-1)(1-\rho) \rceil}^{n-1} \binom{n-1}{k} \rho^{n-1-k} (1-\rho)^k \quad (15)$$

A.2 Proof of Theorem 3

Correctness. Let us consider the case where $J = \mathcal{M}$, i.e., all the bits corresponding to the indices \mathcal{M} are reported to by the malicious data owners. Thus, $A_i^1 = \mathcal{H} \setminus i$ since $\mathcal{H} \cup \mathcal{M} = [n]$. Let us assume that i has no edge with the data owners in \mathcal{M} , i.e., $\forall j \in \mathcal{M}, l_i[j] = 0$. With response manipulation, $j \in \mathcal{M}$ reports $M_{ji} = 1$. The estimator is given by

$$r_i^1 = \left(\sum_{j \in \mathcal{M}} M_{ji} + \sum_{j \in \mathcal{H} \setminus i} M_{ij} \right) = m + \sum_{j \in \mathcal{H} \setminus i} M_{ij} \quad (16)$$

The expected value of r_i^1 is given as:

$$E[r_i^1] = \mu_{r_i^1} = d_i(1-2\rho) + \rho n + m(1-\rho) \quad (17)$$

Recall, the unbiased estimator is given by:

$$\hat{d}_i = \frac{1}{1-2\rho} (r_i^1 - \rho n) \quad (18)$$

Using Chernoff's bound we have,

$$\Pr[|r_i^1 - \mu_{r_i^1}| \geq \sqrt{n \ln \frac{1}{\delta}}] \leq 1 - \delta \quad (19)$$

$$\Rightarrow \Pr[|\hat{d}_i - d_i| \geq m \frac{1-\rho}{1-2\rho} \sqrt{n \ln \frac{1}{\delta}}] \leq 1 - \delta \quad (20)$$

$$\Rightarrow \Pr[|\hat{d}_i - d_i| \geq m \frac{e^\epsilon}{e^\epsilon - 1} + \frac{e^\epsilon + 1}{e^\epsilon - 1} \sqrt{n \ln \frac{1}{\delta}}] \leq 1 - \delta \quad (21)$$

Soundness. Consider the case where for a malicious user $i \in \mathcal{M}$, $A_i^1 = [n] \setminus i$, i.e., i ends up reporting all of its bits themselves. In this setting, clearly they can just report $\forall j \in [n] \setminus i, M_{ij} = 1$ which means the algorithm is $n-1$ -tight sound.

A.3 Proof of Theorem 4

Correctness. Our proof builds off of the proof of Theorem 5 in the next section. We are able to prove a stronger version of the claims:

Claim 1. When player i is honest, we have that

$$\Pr[|\hat{d}_i - d_i| \geq m + \frac{\sqrt{m \ln \frac{4}{\delta}} + \sqrt{6\rho n \ln \frac{4}{\delta}}}{1-2\rho}] \leq \frac{\delta}{2}.$$

Proof of Claim. We can control hon_i^{11} in exactly the same way as in Claim 4, so (23) holds. On the other hand, we know that mal_i^{11} is now a sum of m_i^+ Bernoulli random variables with bias either $(1-\rho)^2$ or $(1-\rho)\rho$, and a sum of m_i^- Bernoulli random variables with bias either $\rho(1-\rho)$ or ρ^2 . Thus, $\rho^2 m \leq \mathbb{E}[\text{mal}_i^{11}] \leq (1-\rho)^2 m$. We do not have a bound on the size of m , so we apply Hoeffding's inequality to conclude that

$$\Pr[|\text{mal}_i^{11} - \mathbb{E}[\text{mal}_i^{11}]| \geq \sqrt{m \ln \frac{4}{\delta}}] \leq \frac{\delta}{4}.$$

Thus, mal_i^{11} lies in the interval $[\rho^2 m - \sqrt{m \ln \frac{4}{\delta}}, (1-\rho)^2 m + \sqrt{m \ln \frac{4}{\delta}}]$ with probability at least $\frac{\delta}{4}$. The interval can be rewritten as $\rho^2 m + [-\sqrt{m \ln \frac{4}{\delta}}, (1-2\rho)m + \sqrt{m \ln \frac{4}{\delta}}]$. Thus, $|\text{mal}_i^{11} - \rho^2 m| \leq (1-2\rho)m + \sqrt{m \ln \frac{4}{\delta}}$. Applying the triangle inequality, we obtain

$$\begin{aligned} \Pr[|\text{hon}_i^{11} + \text{mal}_i^{11} - E_{\text{hon}} - \rho^2 m| \\ \geq \sqrt{m \ln \frac{4}{\delta}} + (1-2\rho)m + \sqrt{6\rho n \ln \frac{4}{\delta}}] \leq \frac{\delta}{2}. \end{aligned}$$

The result follows in the same way as in Claim 4.

Claim 2. When player i is honest, we have that

$$\Pr[|r_i^{01} - \rho(1-\rho)(n-m-1) - \frac{m}{4}| \geq \tau] \leq \frac{\delta}{2},$$

where $\tau = m(1-2\rho) + \sqrt{m \ln \frac{4}{\delta}} + \sqrt{3\rho n \ln \frac{4}{\delta}}$.

Proof of Claim. We can follow the same line of reasoning as Claim 5 and conclude that (24) holds. Similar to Claim 1, we can show that $|\text{mal}_i^{01} - \rho(1-\rho)m| \leq (1-2\rho)m + \sqrt{m \ln \frac{2}{\delta}}$ with probability at least $\frac{\delta}{4}$, and applying the triangle inequality, we see

$$\Pr[|r_i^{01} - \rho(1-\rho)n| \geq m(1-2\rho) + \sqrt{m \ln \frac{4}{\delta}} + \sqrt{3\rho n \ln \frac{2}{\delta}}] \leq \frac{\delta}{4}.$$

□

The $(m + \frac{2\tau}{1-2\rho}, \delta)$ -correctness follows from the union bound over the two claims.

Soundness. When player i is a malicious player, his strategy is still controlled by the following claim:

Claim 3. For any strategy played by any malicious player, it holds that

$$\Pr[|r_i^{11} + r_i^{01} - (1 - 2\rho)n_i^+ - \rho(n - 1)| \geq \tau] \leq \delta,$$

where $\tau = m(1 - 2\rho) + \sqrt{m \ln \frac{4}{\delta}} + \sqrt{3\rho n \ln \frac{4}{\delta}}$.

Proof of Claim: Observe that $r_i^{11} + r_i^{01} = \sum_{j=1}^n q_{ji} = \text{hon}_i^1 + \text{mal}_i^1$. With the same argument as in Claim 6, we know that (25) holds. Similarly, each random variable in mal_i^1 comes from either Bernoulli(ρ) or Bernoulli($1 - \rho$), and

$$\Pr[|\text{mal}_i^1 - \mathbb{E}[\text{mal}_i^1]| \geq \sqrt{m \ln \frac{2}{\delta}}] \leq \frac{\delta}{2}$$

Since $\mathbb{E}[\text{mal}_i^1] \in [\rho m, (1 - \rho)m]$, This implies that $|\text{mal}_i^1 - \rho m| \leq (1 - 2\rho)m + \sqrt{m \ln \frac{4}{\delta}}$. Thus, the claim follows. \square

Rewriting this claim slightly, we have

$$\Pr[|r_i^{11} + r_i^{01} - (n_i^- \rho + (1 - \rho)n_i^+ - \frac{m}{2})| \leq \text{thresh}] \geq 1 - \delta \quad (22)$$

Establishing this claim, we can prove $(m + \frac{2\tau}{1-2\rho}, \delta)$ -soundness using an identical method as in the proof of soundness for Theorem 5.

A.4 Proof of Theorem 5

Our results are aided by the Bernstein's inequality:

Lemma 1. Let X_1, \dots, X_n denote independent 0/1-valued random variables. Let $X = X_1 + \dots + X_n$, and let $v = \sum_{i=1}^n \mathbb{V}[X_i]$. We have that, for all $t > 0$,

$$\Pr[|X - \mathbb{E}[X]| \geq t\sqrt{v}] \leq \exp\left(-\frac{t^2}{2(1 + t/(3\sqrt{v}))}\right)$$

As an immediate corollary, we obtain the following result:

Corollary 1. Let X_1, \dots, X_n denote independent random variables such that $X_i \sim \text{Bernoulli}(p_i)$. If we know that $p_i \in [0, \kappa] \cup [1 - \kappa, 1]$ for some constant $\kappa < \frac{1}{2}$, and further that $\frac{4}{3} \ln \frac{1}{\delta} \leq n\kappa$, then

$$\Pr[|X - \mathbb{E}[X]| \geq \sqrt{3n\kappa \ln \frac{1}{\delta}}] \leq \delta.$$

Proof. Apply the previous result, substituting $\frac{n\kappa}{2} \leq v \leq n\kappa$ where necessary. \square

Correctness.

The proof of this lemma follows from the following claims. In the following, it will be helpful to split $r_i^{11} = \text{hon}_i^{11} + \text{mal}_i^{11}$, where $\text{hon}_i^{11} = \sum_{j \in \mathcal{H}_i} q_{ij}q_{ji}$ and $\text{mal}_i^{11} = \sum_{j \in \mathcal{M}_i} q_{ij}q_{ji}$. We define hon_i^{01} and mal_i^{01} similarly such that they satisfy $r_i^{01} = \text{hon}_i^{01} + \text{mal}_i^{01}$.

Claim 4. When player i is honest, we have that

$$\Pr[|\hat{d}_i - d_i| \geq m + \frac{m + \sqrt{6\rho n \ln \frac{2}{\delta}}}{1 - 2\rho}] \leq \frac{\delta}{2}.$$

Proof of Claim. Since i is honest, the quantity hon_i^{11} consists of $n - m - 1$ Bernoulli random variables with n_i^+ drawn from Bernoulli($(1 - \rho)^2$) and n_i^- drawn from Bernoulli(ρ^2). We have

$$\begin{aligned} \mathbb{E}[\text{hon}_i^{11}] &= n_i^- \rho^2 + n_i^+ (1 - \rho)^2 \\ &= (n - m - 1)\rho^2 + (1 - 2\rho)n_i^+ \triangleq E_{\text{hon}}. \end{aligned}$$

We can apply Corollary 1 with $\kappa = 2\rho$, obtaining

$$\Pr[|\text{hon}_i^{11} - E_{\text{hon}}| \geq \sqrt{6\rho n \ln \frac{2}{\delta}}] \leq \frac{\delta}{2}. \quad (23)$$

On the other hand, we have that $|\text{mal}_i^{11} - \rho^2 m| \leq m$; and applying the triangle inequality, the following holds with probability $\frac{\delta}{2}$:

$$\begin{aligned} |\text{hon}_i^{11} + \text{mal}_i^{11} - E_{\text{hon}} - \rho^2 m| &\geq m + \sqrt{6\rho n \ln \frac{2}{\delta}} \\ \implies |r_i^{11} - \rho^2(n - 1) - (1 - 2\rho)n_i^+| &\geq m + \sqrt{6\rho n \ln \frac{2}{\delta}} \\ \implies |\hat{d}_i - n_i^+| &\geq \frac{m + \sqrt{6\rho n \ln \frac{2}{\delta}}}{1 - 2\rho} \end{aligned}$$

The result follows by observing that $|n_i^+ - d_i| \leq m$.

Claim 5. When player i is honest, we have that

$$\Pr[|r_i^{01} - \rho(1 - \rho)(n - 1)| \geq \tau] \leq \frac{\delta}{2},$$

where $\tau = m + \sqrt{3\rho n \ln \frac{2}{\delta}}$.

Proof of Claim. Since i is honest, the quantity hon_i^{01} consists of $n - m - 1$ Bernoulli random variables drawn from $\rho(1 - \rho)$. We have

$$\mathbb{E}[\text{hon}_i^{01}] = \rho(1 - \rho)(n - m - 1).$$

Applying Corollary 1 with $\kappa = \rho$, we obtain

$$\Pr[|\text{hon}_i^{01} - \rho(1 - \rho)(n - m - 1)| \geq \sqrt{3\rho n \ln \frac{2}{\delta}}] \leq \frac{\delta}{2} \quad (24)$$

Noticing that $|\text{mal}_i^{01} - \rho m(1 - \rho)| \leq m$ by the triangle inequality we have

$$\Pr[|r_i^{01} - \rho(1 - \rho)(n - 1)| \geq m + \sqrt{3\rho n \ln \frac{2}{\delta}}] \leq \frac{\delta}{2}.$$

$(m + \frac{2\tau}{1-2\rho}, \delta)$ correctness follows from a union bound over the two claims.

Soundness.

When player i is a malicious player, his strategy is still controlled by the following claim:

Claim 6. For any strategy played by any malicious player, it holds that

$$\Pr[|r_i^{11} + r_i^{01} - (1-2\rho)n_i^+ - \rho(n-1)| \geq \tau] \leq \delta,$$

where $\tau = m + \sqrt{3\rho n \ln \frac{1}{\delta}}$.

Proof of Claim. Observe that $r_i^{11} + r_i^{01} = \sum_{j=1}^n q_{ji}$. Let hon_i^1 denote the sum of the q_{ji} where j is honest, and mal_i^1 denote the sum of the malicious players. We have $\mathbb{E}[hon_i^1] = n_i^+(1-2\rho) + (n-m-1)\rho$, and by Corollary 1, we have

$$\Pr[|hon_i^1 - n_i^+(1-2\rho) - (n-m-1)\rho| \geq \sqrt{3\rho n \ln \frac{1}{\delta}}] \leq \delta. \quad (25)$$

Because $|mal_i^1 - \rho m| \leq m$, the claim follows. \square

Rewriting the claim slightly, we have

$$\Pr[|r_i^{11} + r_i^{01} - (1-2\rho)n_i^+ - \rho(n-1)| \leq \tau] \geq 1 - \delta \quad (26)$$

We assume the malicious player is not disqualified, as if he is then the soundness event trivially happens. The malicious player is not disqualified only if $|r_i^{01} - (n-1)\rho(1-\rho)| \leq \tau$. However, given this and event in (26) occurs, it holds by the triangle inequality that

$$\begin{aligned} |r_i^{11} - (1-2\rho)n_i^+ - \rho^2(n-1)| &\leq 2\tau \\ |\hat{d}_i - n_i^+| &\leq \frac{2\tau}{1-2\rho} \end{aligned}$$

Since $|n_i^+ - d_i| \leq m$, we have that $|\hat{d}_i - d_i| \leq m + \frac{2\tau}{1-2\rho}$. This establishes $(m + \frac{2\tau}{1-2\rho}, \delta)$ -soundness.

A.5 Proof of Theorem 6

Correctness. Let honest U_i share an edge with all malicious users \mathcal{M} . Now, all the malicious users can lie and report 0 for U_i , i.e., set $q_j[i] = 0 \forall j \in \mathcal{M}$. This deflates U_i 's degree by m which is clearly the worst case attack.

Soundness. Let malicious U_i share an edge with all $m-1$ other malicious users. Now, consider the following attack where all malicious users $U_j, j \in \mathcal{M} \setminus i$ reports 0 for the edge shared with U_i , i.e., $q_j[i] = 0$. Now let U_i randomly select m honest users, F , with whom they share an edge, i.e., $\forall U_j \in F, l_i[j] = 1, |F| = m$. U_i reports a 0 for all users in $F \cup \mathcal{M}$. In this way, U_i can deflate its degree estimate by $\min(2m-1, n)$ which is the worst case scenario.

A.6 Proof of Theorem 7

Correctness. The correctness guarantee follows trivially from the concentration of Laplace distribution.

Soundness. Lets consider a malicious user U_i with no edges. Now, U_i can lie about their degree and report $n-1 + \eta, \eta \sim Lap(\frac{1}{\epsilon})$. This gives our proof since, the noise is positive with probability $\frac{1}{2}$.

A.7 Proof of Theorem 8

Correctness. The correctness guarantee follows trivially from the concentration of Laplace distribution.

Soundness. Let U_i be an isolated node (degree 0). However, U_i can simply lie and report $n-1$ which completes the proof.

A.8 Proof of Theorem 9

Correctness. As input manipulation attacks are a subset of response manipulation attacks, the same correctness guarantee as Theorem 10 holds.

Soundness. The proof of this is similar to the soundness proof of Theorem 10, using previous results in Theorem 4.

A.9 Proof of Theorem 10

Correctness. The variables \hat{d}_i^{rr} in DegHybrid behave identically to \hat{d}_i . By Claim 4 we have $|\hat{d}_i^{rr} - d_i| \leq m + \frac{2\tau}{1-2\rho}$, where $\tau = m + \sqrt{6\rho n \ln \frac{2}{\delta}}$, with probability at least $1 - \frac{\delta}{2}$. By Claim 6, the ‘‘if’’ statement that $|r_i^{01} - \rho(1-\rho)(n-1)| \leq \tau$ will not set $\hat{d}_i = \perp$ with probability at least $1 - \frac{\delta}{2}$. By concentration of Laplace random variables, we have $|\hat{d}_i^{lap} - d_i| \leq \frac{2 \ln \frac{1}{\delta}}{\epsilon}$ with probability at least $1 - \delta$, and thus $|\hat{d}_i^{lap} - \hat{d}_i^{rr}| \leq m + \frac{2\tau}{1-2\rho} + \frac{2 \ln \frac{1}{\delta}}{\epsilon}$. Thus, the final ‘‘if’’ statement will not set $\hat{d}_i = \perp$ with probability more than δ , and the estimator \hat{d}_i satisfies the correctness bound of \hat{d}_i^{lap} .

Soundness. Suppose that \hat{d}_i is not set to be \perp . This implies that $|\hat{d}_i^{rr} - \hat{d}_i^{lap}| \leq m + \frac{2\tau}{1-2\rho} + \frac{2}{\epsilon} \log \frac{2}{\delta}$. Furthermore, following the same argument we saw in the soundness proof of Theorem 5, we can conclude that $|\hat{d}_i^{rr} - d_i| \leq m + \frac{2\tau}{1-2\rho}$. By the triangle inequality, this implies

$$|\hat{d}_i^{rr} - d_i| \leq 2m + \frac{4\tau}{1-2\rho} + \frac{2}{\epsilon} \log \frac{2}{\delta}.$$

This establishes $(2m + \frac{4\tau}{1-2\rho} + \frac{2}{\epsilon} \log \frac{2}{\delta}, \delta)$ -soundness.

B Omitted Adversarial Attacks used in Experiments

In this section, we describe the specific implementations of the attacks we use for our evaluation in Section 8.

B.1 Attacks for DegRRCheck

B.1.1 Degree Inflation Attacks

Let $U_t, t \in \mathcal{M}$ denote the target malicious user.

Input Poisoning. The attack is given by

$$\mathcal{A}_1 = (\mathcal{M}, A_t(\cdot) := A_{input}^*(\cdot); A_i(\cdot) := A'_{input}(\cdot), i \in \mathcal{M} \setminus t)$$

Algorithm 11 $A'_{input} : \{0, 1\}^n \mapsto \{0, 1\}^n$

Parameters: ε - Privacy parameter;
Input: $l \in \{0, 1\}^n$ - True adjacency list;
 t - Target malicious user;
Output: $q \in \{0, 1\}^n$ - Reported adjacency list;

```

1:  $l'[t] = 1; l'[i] = l[i] \forall i \in [n] \setminus t$ 
2:  $\rho = \frac{1}{1+e^{2\varepsilon}}$ 
3: for  $i \in [n]$  do
4:    $q[i] = \text{RR}_\rho(l'[i])$ 
return  $q$ 

```

Algorithm 12 $A''_{input} : \{0, 1\}^n \mapsto \{0, 1\}^n$

Parameters: ε - Privacy parameter;
Input: $l \in \{0, 1\}^n$ - True adjacency list;
 t - Target honest user;
Output: $q \in \{0, 1\}^n$ - Reported adjacency list;

```

1:  $l'[t] = 0; l'[i] = l[i] \forall i \in [n] \setminus t$ 
2:  $\rho = \frac{1}{1+e^{2\varepsilon}}$ 
3: for  $i \in [n]$  do
4:    $q[i] = \text{RR}_\rho(l'[i])$ 
return  $q$ 

```

The non-target malicious users set the bit for and pass it through $\text{RR}_\rho(\cdot)$. The target malicious user plays 1 for all other non-target malicious users. However, they now cannot play the strategy of all 1s for all the honest users without getting caught. Hence, U_t does the following:

1. Plays truthfully (1) for all the honest users, \mathcal{H}_1 , with whom U_t truly shares an edge
2. Selects b fraction of the remaining honest users and lies by playing 1 for them. Plays truthfully (0) for the rest of honest users without a mutual edge.

The parameter b dictates a trade-off between the skew and the probability of getting detected.

Response Poisoning. For response poisoning, the degree inflation attack is formally given by:

$$\mathcal{A}_2 = (\mathcal{M}, A_i(\cdot) = A^*_{response}(\cdot); A_i(\cdot) := A'(\cdot), i \in \mathcal{M} \setminus t)$$

All the non-target malicious users reports 1 directly for U_t . U_t reports a 1 for the following set of users:

1. all other non-target malicious users
2. $b(1 - \rho)$ fraction of honest users with whom U_t shares an edge, denoted by the set \mathcal{H}_1 , for some $b > 1$
3. $b\rho$ fraction of honest users with whom U_t does not share an edge, denoted by the set $\mathcal{H}_0 = \mathcal{H} \setminus \mathcal{H}_1$

The intuition behind the attack is that, in expectation, \mathcal{H}_1 and \mathcal{H}_0 would report $(1 - \rho)|\mathcal{H}_1|$ and $\rho|\mathcal{H}_0|$ number of 1s,

Algorithm 13 $A^*_{input} : \{0, 1\}^n \mapsto \{0, 1\}^n$

Parameters: ε - Privacy parameter;
Input: $l \in \{0, 1\}^n$ - True adjacency list;
 t - Target honest user;
Output: $q \in \{0, 1\}^n$ - Reported adjacency list;

```

1:  $\mathcal{H}_1 = \{i \in \mathcal{H} | l[i] = 1\}$ 
    $\triangleright \mathcal{H}_1$  is the set of honest users with a mutual edge
2:  $\mathcal{H}_0 = \mathcal{H} \setminus \mathcal{H}_1$ 
    $\triangleright \mathcal{H}_0$  is the set of honest users without a mutual edge
3:  $F \in_R \mathcal{H}_0, |F| = c \cdot \rho |\mathcal{H}_0|$ 
    $\triangleright$  Randomly sample  $c\rho$  fraction of the users in  $\mathcal{H}_0$ 
4:  $l' = \{0, 0, \dots, 0\}$ 
5: for  $i \in \mathcal{H}_1 \cup \mathcal{M} \cup F$  do
6:    $l'[i] = 1$ 
7: for  $i \in [n]$  do
8:    $q[i] = \text{RR}_\rho(l'[i])$ 
return  $q$ 

```

Algorithm 14 $A^*_{response} : \{0, 1\}^n \mapsto \{0, 1\}^n$

Parameters: ε - Privacy parameter;
Input: $l \in \{0, 1\}^n$ - True adjacency list;
Output: $q \in \{0, 1\}^n$ - Reported adjacency list;

```

1: Select  $b \in \mathbb{R}_{>0}$   $\triangleright$  Determines the trade-off between
   increasing skew and reducing the chance of detection
2:  $\mathcal{H}_1 = \{i \in \mathcal{H} | l[i] = 1\}$ 
    $\triangleright \mathcal{H}_1$  is the set of honest users with a mutual edge
3:  $\mathcal{H}_0 = \mathcal{H} \setminus \mathcal{H}_1$ 
    $\triangleright \mathcal{H}_0$  is the set of honest users without a mutual edge
4:  $F_0 \in_R \mathcal{H}_0, |F_0| = b \cdot \rho |\mathcal{H}_0|$ 
    $\triangleright$  Randomly sample  $b\rho$  fraction of the users in  $\mathcal{H}_0$ 
5:  $F_1 \in_R \mathcal{H}_1, |F_1| = c \cdot (1 - \rho) |\mathcal{H}_1|$ 
    $\triangleright$  Randomly sample  $c(1 - \rho)$  fraction of the users in  $\mathcal{H}_1$ 
6:  $q = \{0, 0, \dots, 0\}$ 
7: for  $i \in F_0 \cup F_1 \cup \mathcal{M}$  do
8:    $q[i] = 1$ 
return  $q$ 

```

respectively. However, now U_t tries to inflate this count b times by reporting more 1s. Higher the value of b greater is the skew but larger is the probability of getting caught and vice-versa.

B.2 Degree Deflation Attacks

Let $U_t, t \in \mathcal{H}$ denote the target honest user.

Input Poisoning. Here, every malicious user sets a 0 for U_t before passing it through $\text{RR}_\rho(\cdot)$. The attack is formally given by,

$$\mathcal{A}_3 = (\mathcal{M}, A_i(\cdot) := A''_{input}(\cdot), i \in \mathcal{M})$$

Response Poisoning. For response poisoning, every mali-

Algorithm 15 $\bar{A}_{input} : \{0, 1\}^n \mapsto \{0, 1\}^n$

Parameters: ε - Privacy parameter;
Input: $l \in \{0, 1\}^n$ - True adjacency list;
Output: $q \in \{0, 1\}^n$ - Reported adjacency list;
 \tilde{d}^{lap} - Reported noisy degree estimate;

- 1: Select $b \in \mathbb{R}_{>0}$ \triangleright Determines the trade-off between increasing skew and reducing the chance of detection
 - 2: $l', q = A_{input}^*(l, c, \varepsilon)$
 $\triangleright c$ determines how the privacy budget is divided between the two types of response as in Alg. 10
 - 3: $\rho = \frac{1}{1+e^{c\varepsilon}}$
 - 4: $d^* = \frac{E[\text{RR}_\rho(l')] - n\rho}{1-2\rho}$
 - 5: $d = d^* + b\tau_{input} + \eta, \eta \sim \text{Lap}(\frac{1}{(1-c)\varepsilon})$
 $\triangleright \tau_{input}$ is the threshold for the consistency check for input poisoning
return q, \tilde{d}^{Lap}
-

Algorithm 16 $\bar{A}_{response} : \{0, 1\}^n \mapsto \{0, 1\}^n$

Parameters: ε - Privacy parameter
Input: $l \in \{0, 1\}^n$ - True adjacency list;
Output: $q \in \{0, 1\}^n$ - Reported adjacency list;
 \tilde{d}^{lap} - Reported noisy degree estimate;

- 1: Select $b \in \mathbb{R}_{>0}$ \triangleright Determines the trade-off between increasing skew and reducing the chance of detection
 - 2: $q = A_{response}^*(l, c, \varepsilon)$
 $\triangleright c$ determines how the privacy budget is divided between the two types of response as in Alg. 10
 - 3: $\rho = \frac{1}{1+e^{\frac{\varepsilon}{4}}}$
 - 4: $d^* = \frac{E[\text{RR}_\rho(l')] - n\rho}{1-2\rho}$
 - 5: $\tilde{d}^{Lap} = d^* + b\tau_{response}$
 $\triangleright \tau_{response}$ is the threshold for the consistency check for response poisoning
return q, \tilde{d}^{Lap}
-

cious user simply reports a 0 for U_t as indicated by $A''(\cdot)$ (Algorithm 4). This is equivalent to the \mathcal{A}_{df} attack discussed in Section 3.1.

B.3 Attacks for DegHybrid

B.3.1 Degree Inflation Attacks

Let $U_t, t \in \mathcal{M}$ be the target malicious user.

Input Poisoning. The attack is formally given by:

$$\mathcal{A}_4 = (\mathcal{M}, A_t(\cdot) := \bar{A}_{input}(\cdot); A_i(\cdot) := \hat{A}_{input}(\cdot), i \in \mathcal{M} \setminus t)$$

All the malicious users report the adjacency list based on the strategy used for $\text{DegRRCheck}(\cdot)$. For reporting the degree, the target malicious user plays the following strategy. First, it computes the (debiased) expected value of following $\text{RR}_\rho(\cdot)$

Algorithm 17 $\hat{A}_{input} : \{0, 1\}^n \mapsto \{0, 1\}^n$

Parameters: ε - Privacy parameter
Input: $l \in \{0, 1\}^n$ - True adjacency list;
 t - Target malicious user
Output: $q \in \{0, 1\}^n$ - Reported adjacency list;
 \tilde{d}^{lap} - Reported noisy degree estimate;

- 1: $q = A'_{input}(l, t, c, \varepsilon)$
 $\triangleright c$ determines how the privacy budget is divided between the two types of response as in Alg. 10
 - 2: $\rho = \frac{1}{1+e^{c\varepsilon}}$
 - 3: $\tilde{d} = \|l\|_1 + \eta, \eta \sim \text{Lap}(\frac{1}{(1-c)\varepsilon})$
return q, \tilde{d}^{Lap}
-

Algorithm 18 $\hat{A}_{response} : \{0, 1\}^n \mapsto \{0, 1\}^n$

Parameters: ε - Privacy parameter;
Input: $l \in \{0, 1\}^n$ - True adjacency list;
 t - Target malicious user;
Output: $q \in \{0, 1\}^n$ - Reported adjacency list;
 \tilde{d}^{lap} - Reported noisy degree estimate;

- 1: $q = A'(l, t, c, \varepsilon)$
 $\triangleright c$ determines how the privacy budget is divided between the two types of response as in Alg. 10
 - 2: $\rho = \frac{1}{1+e^{c\varepsilon}}$
 - 3: $\tilde{d} = \|l\|_1 + \eta, \eta \sim \text{Lap}(\frac{1}{(1-c)\varepsilon})$
return q, \tilde{d}^{Lap}
-

on the adjacency list computed for $\text{DegRRCheck}(\cdot)$. Next, they inflate this count by $b\tau_{input}$ and add appropriate Laplace noise to it. Thus, U_t here scales the estimate by a factor b of the threshold for the consistency check. Clearly, the scaling factor b determines a trade-off between the skew and the probability of getting caught. All the non-target malicious users follow the Laplace mechanism truthfully to report their degrees as these values are immaterial for estimating U_t 's degree.

Response Poisoning. The attack is formally given by:

$$\mathcal{A}_5 = (\mathcal{M}, A_t(\cdot) := \bar{A}_{response}(\cdot); A_i(\cdot) := \hat{A}_{response}(\cdot), i \in \mathcal{M} \setminus t)$$

All the malicious users report the adjacency list based on the strategy used for $\text{DegRRCheck}(\cdot)$. For reporting the degree, the target malicious follows the similar strategy as that for the input response with the following changes. U_t now scales by $\tau_{response}$, the threshold for response poisoning. Additionally, U_t does not add any Laplace noise. All the non-target malicious users follow the Laplace mechanism truthfully to report their degrees as these values are immaterial for estimating U_t 's degree.

Algorithm 19 $A_{input}^\dagger : \{0, 1\}^n \mapsto \{0, 1\}^n$

Parameters: ϵ - Privacy parameter;

Input: $l \in \{0, 1\}^n$ - True adjacency list;

t - Target honest user;

Output: $q \in \{0, 1\}^n$ - Reported adjacency list;

\tilde{d}^{lap} - Reported noisy degree estimate;

- 1: $q = A_{input}''(l, t, c, \epsilon)$
 $\triangleright c$ determines how the privacy budget is divided between the two types of response as in Alg. 10
 - 2: $\rho = \frac{1}{1+e^{c\epsilon}}$
 - 3: $\tilde{d} = \|l\|_1 + \eta, \eta \sim Lap(\frac{1}{(1-c)\epsilon})$
- return** q, \tilde{d}^{Lap}
-

Algorithm 20 $A_{response}^\dagger : \{0, 1\}^n \mapsto \{0, 1\}^n$

Parameters: ϵ - Privacy parameter;

Input: $l \in \{0, 1\}^n$ - True adjacency list;

t - Target honest user;

Output: $q \in \{0, 1\}^n$ - Reported adjacency list;

\tilde{d}^{lap} - Reported noisy degree estimate;

- 1: $q = A''(l, t, c, \epsilon)$
 $\triangleright c$ determines how the privacy budget is divided between the two types of response as in Alg. 10
 - 2: $\rho = \frac{1}{1+e^{c\epsilon}}$
 - 3: $\tilde{d} = \|l\|_1 + \eta, \eta \sim Lap(\frac{1}{(1-c)\epsilon})$
- return** q, \tilde{d}^{Lap}
-

B.3.2 Degree Deflation Attacks

Let $U, t \in \mathcal{H}$ represent the honest target.

Input Poisoning. The attack is formally given by:

$$\mathcal{A}_6 = (\mathcal{M}, A_i(\cdot) := A_{input}^\dagger(\cdot), i \in \mathcal{M})$$

For the adjacency list, all the malicious users follow the same protocol as for $\text{DegRRCheck}(\cdot)$. For the degree, all the malicious users follow the Laplace mechanism truthfully as these values are immaterial for estimating the degree of the target honest user.

Response Poisoning. The attack is formally given by:

$$\mathcal{A}_7 = (\mathcal{M}, A_i(\cdot) := A_{response}^\dagger(\cdot), i \in \mathcal{M})$$

For the adjacency list, all the malicious users follow the same protocol as for $\text{DegRRCheck}(\cdot)$. For the degree, all the malicious users follow the Laplace mechanism truthfully as these values are immaterial for estimating the degree of the target honest user.