

---

# Contrastive Search Is What You Need For Neural Text Generation

---

Yixuan Su                      Nigel Collier  
Language Technology Lab, University of Cambridge  
{ys484, nhc30}@cam.ac.uk

## Abstract

Generating text with autoregressive language models (LMs) is of great importance to many natural language processing (NLP) applications. Previous solutions for this task often produce text that contains degenerative expressions [31] or lacks semantic consistency [1]. Recently, Su *et al.* [23] introduced a new decoding method, *contrastive search*, based on the isotropic representation space of the language model and obtained new state of the art on various benchmarks. Additionally, Su *et al.* [23] argued that the representations of autoregressive LMs (e.g. GPT-2) are intrinsically anisotropic which is also shared by previous study [6]. Therefore, to ensure the language model follows an isotropic distribution, Su *et al.* [23] proposed a contrastive learning scheme, *SimCTG*, which calibrates the language model’s representations through additional training.

In this study, we first answer the question: “*Are autoregressive LMs really anisotropic?*”. To this end, we extensively evaluate the isotropy of LMs across 16 major languages. Surprisingly, we find that the anisotropic problem *only* exists in the two specific English GPT-2-small/medium models. On the other hand, *all* other evaluated LMs are naturally isotropic which is in contrast to the conclusion drawn by previous studies [6, 23]. Based on our finding, we further assess the contrastive search decoding method using *off-the-shelf* LMs on four generation tasks across 16 languages. Our experimental results demonstrate that contrastive search significantly outperforms previous decoding methods *without* any additional training. More notably, on 12 out of 16 evaluated languages, contrastive search performs comparably with human-level performances as judged by human evaluations.<sup>1</sup>

## 1 Introduction

Natural language generation (NLG) with language models (LMs) is an indispensable component of various NLP applications. Some typical examples are dialogue systems [27, 26, 17, 25, 21], contextual text completion [16], story generation [22], machine translation [5, 20], and etc. Predominant approaches for generating text from LMs can be categorized into two classes: (i) maximization-based methods, such as greedy search and beam search; and (ii) stochastic methods, such as top-*k* sampling [7] and nucleus sampling [8]. However, on the one hand, maximization-based approaches tend to produce text that contains undesirable repetitions [7, 8] as shown in Table 1. On the other hand, stochastic methods are likely to produce text that is semantically inconsistent with the given human-written prefix [1, 23] (see an example in Table 1).

To address the aforementioned issues, Su *et al.* [23] introduced a new decoding method, *contrastive search*, which generates semantically coherent text while maintaining a high level of diversity, based on the isotropic representation space of LMs. Moreover, as widely discussed by previous

---

<sup>1</sup>All our experimental results are precisely reproducible. Our code and other resources are publicly released at [https://github.com/yxuansu/Contrastive\\_Search\\_Is\\_What\\_You\\_Need](https://github.com/yxuansu/Contrastive_Search_Is_What_You_Need).

Method	Generated Result
	<b>Kobe Bryant is</b> one of the greatest basketball players of all time, but he’s also one of the most polarizing figures in the NBA.
beam	<b>Bryant is one of the greatest basketball players of all time, but he’s also one of the most polarizing figures in the NBA.</b> <b>Bryant is one of the greatest basketball players of all time, but he’s also one of the most polarizing figures in the NBA.</b> <b>Bryant is one of the greatest basketball players of all time, but he’s also one of the most polarizing figures in the NBA.</b>
nucleus	<b>Bryant is one of the greatest basketball players of all time, but he’s also one of the most polarizing figures in the NBA...</b> <b>Kobe Bryant is</b> a Hall of Fame Player. Superstar NBA player <b>Steph Curry</b> also is. Scoring a crazy 96 points per game, staving off injury, and making 28 consecutive free throws, <b>Michael Jordan</b> is a cool Hall of Fame Hall of Famer. People may forget he played for a winning team. But remember, basketball Hall of Famers <b>Tom Chambers, Bob Pettit</b> and <b>Walter Davis</b> , along with <b>Pats</b> linebacker <b>Ty Law</b> , played on the losing Dallas Cowboys teams of the 1950’s. They played in indestructible stinkin’ teams. They were far from perfect. We all remember it. So, if you haven’t followed their run to three rings as one of the best defenses in league history, they are hard to forget. There are options available. <b>Jimmy Butler, Dwight Howard, Russell Westbrook, Deron Williams, Ryan Anderson, Patrick Beverley, Anthony Davis, Reggie Jackson, Tony Parker, Kyrie Irving, Gordon Hayward, LeBron James</b> and <b>Damian Lillard</b> are all right now making the All-Defensive teams and likely to be Pro-Bowlers if they stay on this level this season. <b>Shaquille O’Neal</b> is not far behind...
contrastive	<b>Kobe Bryant is</b> the best player in the world. I know this is a bold statement to make, but it’s true. He may have won a lot of games, but his impact on the game is immeasurable. Kobe is one of the most popular players in the world, and that’s no small feat when you consider how many people play video games, watch sports, listen to music, and have social media accounts. Kobe has made a career out of being a role model for young people, and he does an amazing job of that every time he steps on the court. His career stats are impressive, but what makes him stand out is the way he goes about his business. When he’s on the court, he’s the center of attention, and it’s easy to see why. The Lakers’ All-Star point guard wears a smile on his face like no other. He’s always in the right place at the right time, making the right play at the right time, and doing the right thing in the right way. He’s not afraid to get his hands dirty, and he never shies away from a physical confrontation...

Table 1: Texts generated by the *off-the-shelf* GPT-2-large using different methods given the prefix “Kobe Bryant is”. (i) Beam search ( $b = 5$ ) generates text with undesirable repetitions (highlighted in red); (ii) Nucleus sampling ( $p = 0.95$ ) quickly goes off-the-topic and talks about other players who are inconsistent with the prefix (highlighted in blue); (iii) Lastly, the text generated by contrastive search is semantically coherent to the prefix while being grammatically fluent. (best viewed in color)

studies [6, 24], Su *et al.* [23] argued that autoregressive LMs (e.g. GPT-2) are naturally *anisotropic*, i.e. their token representations reside in a narrow cone [6]. Therefore, an additional training stage, *SimCTG*, is required to calibrate the representation space of LMs. However, an obvious downside of Su *et al.* [23] is that, for extremely large LMs (e.g. GPT-3 [3]), this additional training stage is computationally prohibitive which greatly limits the practical applicability of their approach.

While the anisotropy of autoregressive LMs have been widely discussed by previous studies [6, 24, 23], in this work, we revisit this problem and try to answer the question: “Are autoregressive LMs really *anisotropic*?”. To this end, we extensively evaluate 38 *off-the-shelf* LMs, ranging from 117M to 30B parameters, across 16 major languages. Surprisingly, we find that the anisotropic problem *only* exists in the two specific English GPT-2-small/medium models. And *all* other evaluated LMs are *naturally isotropic* which is in contrast to the conclusion drawn by previous studies [6, 23].

Based on our findings, we further assess the contrastive search decoding method with *off-the-shelf* LMs on four generation tasks across 16 languages (§4 to §7). Both human and automatic evaluations verify that, *without* any additional training, contrastive search significantly outperforms existing decoding methods and generates exceptionally high-quality text as shown in Table 1. Furthermore, we provide in-depth analyses on the inner workings of contrastive search (§8).

In summary, our contributions are:

- To the best of our knowledge, our work is the first effort that sheds light on the isotropic nature of autoregressive LMs.
- We extensively evaluate contrastive search using *off-the-shelf* LMs from 16 languages across four generation tasks, including (i) open-ended text generation; (ii) document summarization; (iii) code generation; and (iv) machine translation.
- Our experimental results on both human and automatic evaluations verify the clear superiority of contrastive search over existing decoding methods. Notably, on 12 out of the 16 languages, contrastive search performs comparably with human-level performances.

## 2 Preliminaries

### 2.1 Measurement for the Isotropy of Language Models

To analyze the isotropy of the language model’s representation space, we follow previous studies [6, 24, 23] and define the averaged self-similarity of token representations within a text sequence  $\mathbf{x}$  as

$$\text{self-similarity}(\theta; \mathbf{x}) = \frac{1}{|\mathbf{x}| \times (|\mathbf{x}| - 1)} \sum_{i=1}^{|\mathbf{x}|} \sum_{j=1, j \neq i}^{|\mathbf{x}|} \frac{h_{x_i}^\top h_{x_j}}{\|h_{x_i}\| \cdot \|h_{x_j}\|}, \quad (1)$$

where  $\mathbf{x} = \{x_1, \dots, x_{|\mathbf{x}|}\}$  is a text sequence with variable length;  $h_{x_i}$  and  $h_{x_j}$  are the token representations of  $x_i$  and  $x_j$  produced by the language model  $\theta$ . Intuitively, a lower self-similarity( $\theta; \mathbf{x}$ ) indicates the representations of distinct tokens are less similar, i.e. more discriminative, to each other.

Furthermore, given a text corpus  $\mathcal{D} = \{\mathbf{x}_i\}_{i=1}^{|\mathcal{D}|}$ , we define the isotropy of the language model  $\theta$  as

$$\text{isotropy}(\theta) = 1 - \frac{1}{|\mathcal{D}|} \sum_{\mathbf{x} \in \mathcal{D}} \text{self-similarity}(\theta; \mathbf{x}). \quad (2)$$

Here, a larger isotropy( $\theta$ ) means the representations produced by the language model are more evenly distributed in the representation space, therefore better following the isotropic distribution.

### 2.2 Contrastive Search

As discussed in Section §1, to address the issues that are commonly observed from existing decoding methods, Su *et al.* [23] introduced a new decoding method, *contrastive search*. Formally, given the prefix context  $\mathbf{x}_{<t}$ , the selection of the output  $x_t$ , at time step  $t$ , follows

$$x_t = \arg \max_{v \in V^{(k)}} \left\{ (1 - \alpha) \times \underbrace{p_\theta(v|\mathbf{x}_{<t})}_{\text{model confidence}} - \alpha \times \underbrace{(\max\{s(h_v, h_{x_j}) : 1 \leq j \leq t - 1\})}_{\text{degeneration penalty}} \right\}, \quad (3)$$

where  $V^{(k)}$  is the set of top- $k$  predictions from the language model’s probability distribution  $p_\theta(\cdot|\mathbf{x}_{<t})$ . In Eq. (3), the first term, *model confidence*, is the probability of candidate  $v$  predicted by the language model. The second term, *degeneration penalty*, measures how discriminative of the candidate  $v$  with respect to the previous context  $\mathbf{x}_{<t}$  and  $s(\cdot, \cdot)$  computes the cosine similarity between token representations. More specifically, *degeneration penalty* is defined as the maximum cosine similarity between the representation of the candidate  $v$  and that of all tokens in  $\mathbf{x}_{<t}$ . Here, the candidate representation  $h_v$  is computed by the language model given the concatenation of  $\mathbf{x}_{<t}$  and  $v$ . Intuitively, a larger degeneration penalty of  $v$  means it is more similar to the context, therefore more likely leading to the undesirable repetitions in the generated output. The hyperparameter  $\alpha \in [0, 1]$  regulates the importance of these two components.<sup>2</sup> In Section §8, we provide in-depth analyses on the inner relationship between contrastive search and the isotropy of LMs.

## 3 Isotropy of Language Models

In this section, we conduct extensive evaluations on the isotropy of LMs, ranging from 117M to 30B parameters, from 16 major languages.<sup>3</sup> In Section §3.1, we first evaluate the English LMs. Then, in Section §3.2, we extend our evaluations to multilingual LMs.

**Evaluation Dataset.** To measure the isotropy of LMs from different languages, we use the WIT dataset [19] as our text corpus  $\mathcal{D}$  (see Eq. (2)). Specifically, WIT consists of general-domain text collected from Wikipedia across 108 languages. For different LMs, we use the text of WIT from the corresponding language to compute the isotropy.

<sup>2</sup>When  $\alpha = 0$ , contrastive search degenerates to the greedy search method.

<sup>3</sup>The complete list of evaluated languages as well as LMs is provided in Table 10 at Appendix B.

### 3.1 English Language Models

First, we evaluate the isotropy of English LMs. For a comprehensive evaluation, we consider three families of *off-the-shelf* autoregressive LMs.

- GPT-2 [16]: We evaluate all publicly available GPT-2 models with different model scales, including small (i.e. 117M), medium (i.e. 345M), large (i.e. 774M), and xl (i.e. 1.6B).
- GPT-Neo [2]: We evaluate all three publicly available GPT-Neo models with parameter size of 125M, 1.3B, and 2.7B, respectively.
- OPT [36]: OPT is recently released by Meta as an open-sourced replication of GPT-3 [3]. In our experiments, we evaluate the OPT model with up to 30B parameters.

Figure 1 plots the isotropy results of different English LMs. On the one hand, we see that, among *all* evaluated LMs, only the small (i.e. 117M) and medium (i.e. 345M) size GPT-2 models display a clear anisotropy (i.e.  $\text{isotropy}(\theta) \leq 0.25$ ). On the other hand, the representation space of *all* other evaluated LMs are remarkably better and naturally isotropic.

It is worth emphasizing that previous studies [6, 23], which discuss the anisotropy of English autoregressive LMs, *only focus* on the specific GPT-2-small model (i.e. 117M). And our observation on the anisotropy of GPT-2-small is also inline with previous studies [6, 23]. However, through extensive evaluations on a wide range of LMs with different scales, we empirically show that the English autoregressive LMs are *naturally isotropic*, and this observation also holds for multilingual LMs (§3.2).

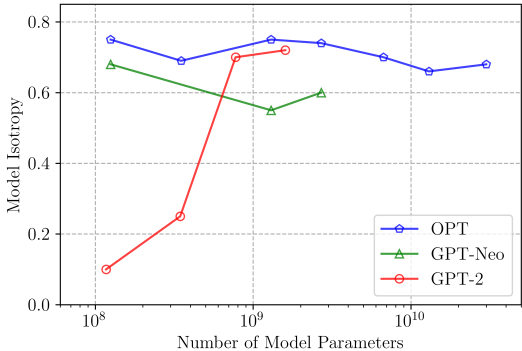


Figure 1: Isotropy results of English LMs.

are *naturally isotropic*, and this observation also holds for multilingual LMs (§3.2).

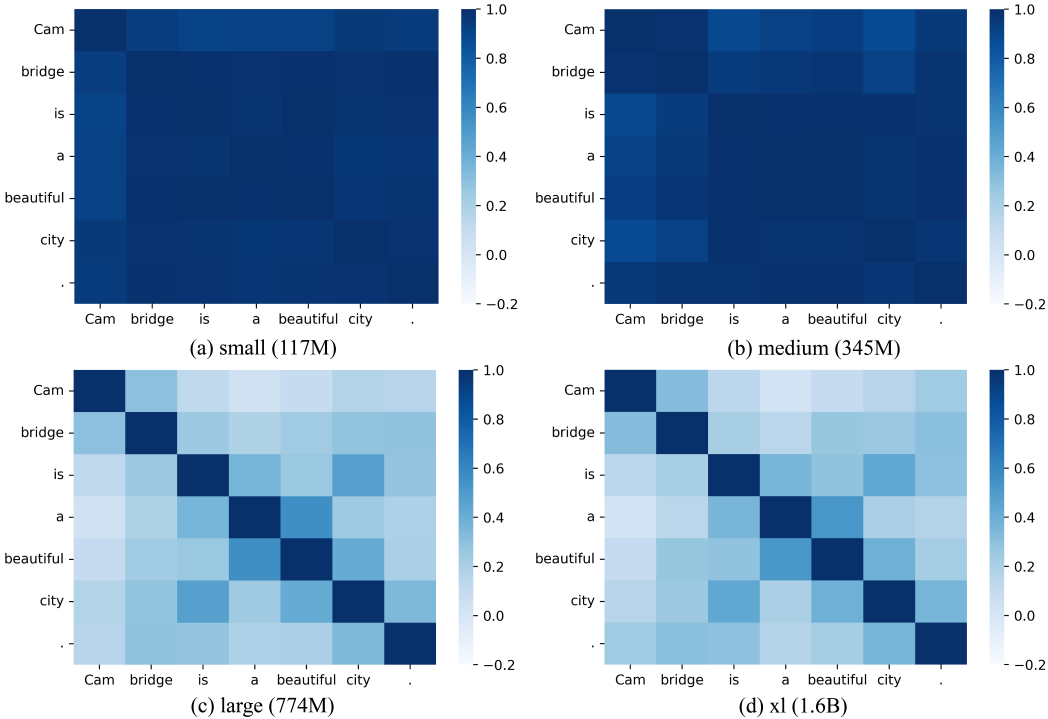


Figure 2: Visualizations on the cosine similarity matrix of token representations from different GPT-2 models. The token representations of different GPT-2 models are computed using the same sentence, i.e., “Cambridge is a beautiful city.”.

**Visualization of LMs.** To better understand the isotropy of LMs, we visually compare the representation space of different *off-the-shelf* GPT-2 models. Specifically, for each model, we compute the token representations using the same sentence “*Cambridge is a beautiful city.*”. Then, we visualize the cosine similarity matrix of the output token representations as in Figure 2. On the one hand, we see that the representation space of the small (i.e. Figure 2(a)) and medium (i.e. Figure 2(b)) GPT-2 models are severely anisotropic, and their token representations reside in a narrow cone of the entire space with token cosine similarities over 0.90. On the other hand, the representation space of large (i.e. Figure 2(c)) and xl (i.e. Figure 2(d)) GPT-2 models are evenly distributed and clearly isotropic, which is also demonstrated by our results in Figure 1.

**Remark.** We acknowledge that there are many factors (e.g. training data, model initialization, optimization, and etc.) that could potentially cause the unusual behaviors of the English GPT-2-small/medium models. The rigorous investigation on these factors is out-of-the-scope of this study and we leave it to our future work. Nonetheless, based on our extensive evaluations in both English LMs (§3.1) as well as multilingual LMs (detailed in §3.2), we could draw an empirical conclusion that “*The autoregressive LMs are naturally isotropic.*”.

### 3.2 Multilingual Language Models

Here, we evaluate the isotropy of multilingual LMs, with different model sizes, across 16 major languages. Figure 3 presents the evaluated results, from which we see that the isotropy scores of *all* evaluated LMs are above 0.50. This clearly indicates that our finding in Section §3.1, i.e. *Autoregressive LMs are isotropic*, is generalizable to different languages.

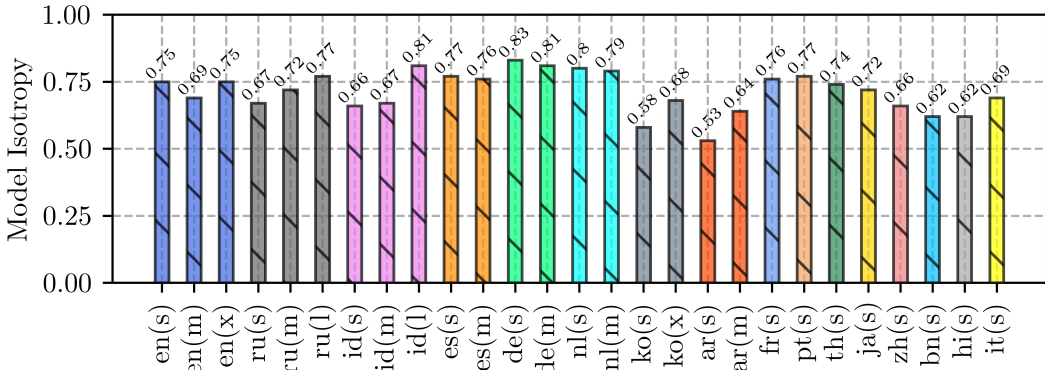


Figure 3: Isotropy results of multilingual LMs: Each x(y) denotes the language code (x) and the model size (y), where s is for small size model (i.e. ~120M parameters), m is for medium size model (i.e. ~350M parameters), l is for large size model (i.e. ~780M parameters), and x is for xl size model (i.e. ~1.5B parameters).) For English (i.e. en) LMs, we plot the results of three OPT models. The detailed list of language codes and evaluated LMs can be found in Table 10 at Appendix B.

## 4 Open-ended Text Generation

In this section, we present our experimental results on open-ended text generation for both English LMs (§4.1) and multilingual LMs (§4.2). Formally, open-ended generation is defined as, conditioned on a human-written prefix (i.e. context), the language model is required to generate a text continuation that is grammatically fluent while being semantically coherent with the context [8, 23].

### 4.1 English Open-ended Text Generation

Following previous study [8], we use the large version of GPT-2 [16] (i.e. GPT-2-large) to generate texts conditioned on the initial paragraph (restricted to 40 tokens) of documents from the held-out set of WebText [16]. Specifically, the generation of text ends upon reaching an end-of-document token or a maximum length of 200 tokens.

### 4.1.1 Automatic Evaluation

**Decoding Methods.** We compare the performances of various decoding strategies, including (1) greedy search; (2) beam search ( $b = 4$ ); (3) typical sampling ( $\tau = 0.95$ ) [9]; (4) top- $k$  sampling ( $k = 50$ ) [7]; (5) nucleus sampling ( $p = 0.95$ ) [8]; and (6) contrastive search ( $k = 5, \alpha = 0.6$ ) [23].<sup>4</sup>

**Evaluation Metrics.** Following previous studies [31, 23], we evaluate the generated results of different decoding methods using (i) **diversity**, which provides an overall assessment on the repetition of generation at different  $n$ -gram levels and  $n \in \{2, 3, 4\}$ ; and (ii) **MAUVE** [15], which measures the token distribution closeness between the generated text and the human-written text. A higher MAUVE score means the generated text is more human-like.

(iii) Moreover, it has been widely demonstrated that, by simply measuring the log-likelihood of the text, the massively pre-trained language models [3, 36] display an exceptional zero-shot performance on tasks like sentence completion selection [35] and natural language inference (NLI) [28]. We follow the same practice and introduce a new **coherence** metric to automatically measure the semantic coherence between the generated text and the given prefix text. Specifically, the metric is defined as the averaged log-likelihood of the generated text conditioned on the prefix text as

$$\text{coherence}(\hat{x}, x) = \frac{1}{|\hat{x}|} \sum_{i=1}^{|\hat{x}|} \log p_{\mathcal{M}}(\hat{x}_i | [x : \hat{x}_{<i}],) \tag{4}$$

where  $x$  and  $\hat{x}$  are the prefix text and the generated text, respectively; and  $[:]$  is the concatenation operation. For the evaluation model  $\mathcal{M}$ , we choose the recently released OPT [36] which is massively pre-trained on over 180 billion tokens. To alleviate the potential measurement inaccuracy caused by the inductive bias of  $\mathcal{M}$ , we present the coherence score obtained using OPT with different model scales (i.e. 125M, 2.7B, and 13B parameters, respectively).

(iv) Lastly, we also report the averaged length of the generated text (i.e. **gen-length**) from different decoding methods.

Method	diversity(%) $\uparrow$	MAUVE(%) $\uparrow$	gen-length	coherence $\uparrow$		
				OPT-125M	OPT-2.7B	OPT-13B
greedy	5.38	7.91	147.28	-0.72	-0.58	-0.60
beam	4.04	5.22	137.55	<b>-0.59</b>	<b>-0.46</b>	<b>-0.46</b>
typical	87.98 ( $\pm 0.13$ )	49.76 ( $\pm 3.90$ )	142.11 ( $\pm 0.70$ )	-2.45 ( $\pm 0.02$ )	-2.20 ( $\pm 0.01$ )	-2.25 ( $\pm 0.01$ )
top- $k$	91.33 ( $\pm 0.05$ )	<b>89.64</b> ( $\pm 2.37$ )	142.48 ( $\pm 0.28$ )	-2.59 ( $\pm 0.01$ )	-2.35 ( $\pm 0.01$ )	-2.42 ( $\pm 0.01$ )
nucleus	<b>93.61</b> ( $\pm 0.07$ )	87.89 ( $\pm 0.97$ )	139.49 ( $\pm 0.99$ )	-3.09 ( $\pm 0.01$ )	-2.88 ( $\pm 0.01$ )	-2.94 ( $\pm 0.01$ )
contrastive	92.54	87.26	140.72	-1.93	-1.52	-1.56

Table 2: Evaluation results on the held-out set of WebText.  $\uparrow$  means the higher the better.

**Evaluation Results.** Table 2 presents the experimental results.<sup>5</sup> Firstly, as demonstrated by the diversity and MAUVE results, greedy and beam search stuck in repetitive loops (see an example in Table 1) and produce less human-like texts. The generated repetitions by greedy and beam search further lead to the high coherence score, i.e. log-likelihood, as judged by the OPT models.<sup>6</sup> Secondly, on the one hand, we see that contrastive search achieves comparable performances with other stochastic methods (i.e. typical, top- $k$ , and nucleus sampling) on metrics including diversity, MAUVE, and gen-length. On the other hand, contrastive search performs notably better on the coherence metric as measured by OPT with different scales, suggesting it best maintain the semantic consistency between the generated text and the given prefix text.

### 4.1.2 Human Evaluation

We also conduct a human evaluation with the help of five graders proficient in English from a third-party grading platform. Specifically, we randomly select 200 prefixes from WebText and ask

<sup>4</sup>The hyperparameters of different decoding methods are selected based on their optimal MAUVE score on the validation set.

<sup>5</sup>For stochastic methods, i.e. typical, top- $k$ , and nucleus sampling, we report their results averaged over three runs with different random seeds.

<sup>6</sup>Xu *et al.* [33] pointed out the *self-reinforcement effect* of autoregressive LMs, i.e. the likelihood of repetition increases with the number of historical repetitions.

the annotators to assess the generation quality of different decoding methods, including (i) typical sampling; (ii) top- $k$  sampling; (iii) nucleus sampling; and (iv) contrastive search. The evaluation is conducted through pairwise comparisons by jointly considering the following aspects:

- **Coherence:** Whether the generated text is semantically consistent with the prefix.
- **Fluency:** Whether the generated text is fluent and easy to understand.
- **Informativeness:** Whether the generated text is diverse and contains interesting content.

Table 3 presents the results of human evaluation. We can see that contrastive search outperforms all compared baselines by significant margins. It is worth noting that contrastive search even performs comparably with the human-written text as judged by Sign Test. These results indicate that (i) LMs can successfully learn the underlying knowledge (e.g. grammars and linguistic patterns) of human language through large-scale pre-training over unstructured text; and (ii) with the state-of-the-art decoding method, i.e. *contrastive search*, the intrinsic knowledge of LMs can be effectively elicited, therefore producing text that is indistinguishable with the one written by human.

	System A	Neutral	System B	
contrastive	<b>71.2%</b> <sup>†</sup>	15.3%	13.5%	typical
contrastive	<b>68.7%</b> <sup>†</sup>	14.7%	16.6%	top- $k$
contrastive	<b>64.2%</b> <sup>†</sup>	15.5%	20.3%	nucleus
contrastive	19.9% <sup>  </sup>	57.9%	<b>22.2%</b> <sup>  </sup>	human

Table 3: Human evaluation on WebText. <sup>†</sup> means one system performs significantly better than the other as judged by Sign Test with  $p$ -value  $< 0.05$ . <sup>||</sup> means one system performs comparably with the other with  $p$ -value  $> 0.4$ .

## 4.2 Multilingual Open-ended Text Generation

Next, we extend our evaluation to multilingual open-ended text generation on 16 major languages.

**Evaluation Benchmark.** We conduct experiments on the WIT dataset [19] which consists of general-domain text collected from Wikipedia across 108 languages. For each evaluated language, we use the LMs to generate text conditioned on the prefix (restricted to 16 tokens) from the test set of WIT. The generation of text ends upon reaching an end-of-document token or a maximum length of 64 tokens.

**Experiment Setups.** To generate text, we use GPT-2 models from different languages that are publicly available in the Huggingface library [32]. We compare the results of contrastive search with the strong baseline, i.e. nucleus sampling ( $p = 0.95$ ).<sup>7</sup> For the assessment of generated results, we rely on human evaluation following the same protocol as described in Section §4.1.2.

**Evaluation Results.** Our experimental results are presented in Table 4. From the results, we see that, for *all* evaluated languages, contrastive search significantly outperforms nucleus sampling as validated by Sign Test. Furthermore, on 12 out of the 16 languages (i.e. except for *Hindi*, *Thai*, *Indonesia*, and *Russian*), the performances of contrastive search are comparable with human-written texts. Our evaluation results clearly demonstrate the generalization ability of contrastive search across different languages as well as its superiority over existing decoding methods.

## 5 Document Summarization

In this part, we present our experimental results on the task of document summarization.

**Benchmark.** We use the widely used XSum dataset [11] as our test bed which consists of news articles collected from BBC along with the corresponding one-sentence summaries.

**Models and Decoding Methods.** We conduct experiments using OPT models with different scales, ranging from 125M to 2.7B parameters. To generate summary, we apply different decoding methods, including beam search ( $b = 4$ ), nucleus sampling ( $p = 0.95$ ), and contrastive search ( $k = 5, \alpha = 0.6$ ).

**Evaluation Setups.** We test the model under two settings: zero-shot learning and in-context learning. (i) For zero-shot setting, given the article (e.g. “*This is an article.*”), we create a natural language input “*Article:\n\n This is an article.\n\n Summary:*” to the model, and let it generate the summary

<sup>7</sup>The details of (i) the evaluated languages; (ii) the link address of used LMs; and (iii) the hyperparameters of contrastive search are provided in Table 11 at Appendix C.

Spanish					French				
System A		Neutral	System B		System A		Neutral	System B	
contrastive	<b>71.2%</b> <sup>†</sup>	20.0%	8.8%	nucleus	contrastive	<b>86.3%</b> <sup>†</sup>	2.7%	11.0%	nucleus
contrastive	16.3% <sup>  </sup>	63.9%	<b>19.8%</b> <sup>  </sup>	human	contrastive	22.8% <sup>  </sup>	53.1%	<b>24.1%</b> <sup>  </sup>	human
Chinese					Hindi				
System A		Neutral	System B		System A		Neutral	System B	
contrastive	<b>92.7%</b> <sup>†</sup>	4.9%	2.4%	nucleus	contrastive	<b>47.9%</b> <sup>†</sup>	20.8%	31.3%	nucleus
contrastive	<b>30.4%</b> <sup>  </sup>	41.8%	27.8% <sup>  </sup>	human	contrastive	20.4%	43.5%	<b>36.1%</b> <sup>†</sup>	human
Thai					Indonesia				
System A		Neutral	System B		System A		Neutral	System B	
contrastive	<b>68.1%</b> <sup>†</sup>	4.3%	27.6%	nucleus	contrastive	<b>65.4%</b> <sup>†</sup>	6.0%	28.6%	nucleus
contrastive	18.9%	49.4%	<b>31.7%</b> <sup>†</sup>	human	contrastive	16.9%	44.3%	<b>38.8%</b> <sup>†</sup>	human
Arabic					Japanese				
System A		Neutral	System B		System A		Neutral	System B	
contrastive	<b>84.1%</b> <sup>†</sup>	2.0%	13.9%	nucleus	contrastive	<b>62.1%</b> <sup>†</sup>	18.0%	19.9%	nucleus
contrastive	<b>24.6%</b> <sup>  </sup>	52.6%	22.8% <sup>  </sup>	human	contrastive	30.3% <sup>  </sup>	33.1%	<b>36.6%</b> <sup>  </sup>	human
English					Bengali				
System A		Neutral	System B		System A		Neutral	System B	
contrastive	<b>72.3%</b> <sup>†</sup>	15.6%	12.1%	nucleus	contrastive	<b>73.7%</b> <sup>†</sup>	8.1%	18.2%	nucleus
contrastive	23.3% <sup>  </sup>	51.9%	<b>24.8%</b> <sup>  </sup>	human	contrastive	24.8% <sup>  </sup>	48.6%	<b>26.6%</b> <sup>  </sup>	human
Korean					German				
System A		Neutral	System B		System A		Neutral	System B	
contrastive	<b>69.2%</b> <sup>†</sup>	12.3%	18.5%	nucleus	contrastive	<b>76.8%</b> <sup>†</sup>	13.3%	9.9%	nucleus
contrastive	<b>29.8%</b> <sup>  </sup>	44.6%	25.6% <sup>  </sup>	human	contrastive	<b>30.2%</b> <sup>  </sup>	43.0%	26.3% <sup>  </sup>	human
Italian					Portuguese				
System A		Neutral	System B		System A		Neutral	System B	
contrastive	<b>69.7%</b> <sup>†</sup>	11.9%	18.4%	nucleus	contrastive	<b>75.8%</b> <sup>†</sup>	13.1%	11.1%	nucleus
contrastive	23.7% <sup>  </sup>	50.2%	<b>26.1%</b> <sup>  </sup>	human	contrastive	<b>30.2%</b> <sup>  </sup>	43.9%	25.9% <sup>  </sup>	human
Dutch					Russian				
System A		Neutral	System B		System A		Neutral	System B	
contrastive	<b>85.6%</b> <sup>†</sup>	10.2%	4.2%	nucleus	contrastive	<b>48.2%</b> <sup>†</sup>	21.3%	30.5%	nucleus
contrastive	<b>33.2%</b> <sup>  </sup>	40.0%	26.8% <sup>  </sup>	human	contrastive	18.9%	41.3%	<b>39.8%</b> <sup>†</sup>	human

Table 4: Human evaluation on multilingual open-ended text generation. <sup>†</sup> means one system performs significantly better than the other as judged by Sign Test with  $p$ -value  $< 0.05$ . <sup>||</sup> means one system performs comparably with the other with  $p$ -value  $> 0.4$ .

autoregressively. (ii) For in-context learning setting, when generating the summary, we follow previous studies [3, 36] and additionally provide the model with one or two in-context examples. Here, each in-context example is a pair of article and the corresponding summary.<sup>8</sup>

**Experiment Results.** Table 5 presents the evaluation results on XSum.<sup>9</sup> On the one hand, under the zero-shot setting, the performance of different methods are fluctuated across LMs with different scales. We conjecture that such instability comes from the distinct inductive bias of LMs with different scales. On the other hand, by providing one or two in-context examples, we observe much better performances from the LMs which shows its strong in-context learning ability [3, 36]. Moreover, on all evaluation metrics, contrastive search consistently achieves the best results with notable margins, demonstrating its clear advantages over existing decoding methods.

<sup>8</sup>As the articles are generally quite long (i.e. over several hundreds of tokens), we can only provide up to two in-context examples to the LMs.

<sup>9</sup>In one- and two-shot settings, we report the results of different methods over three random selections of in-context examples. We provide the detailed results in Table 12 at Appendix D.



Shot	Method	OPT-125M			OPT-350M			OPT-1.3B			OPT-2.7B		
		R-1	R-2	R-L	R-1	R-2	R-L	R-1	R-2	R-L	R-1	R-2	R-L
Zero	beam	9.05	1.24	6.78	1.46	0.23	1.11	11.35	1.51	8.50	5.76	0.85	4.36
	nucleus	10.25	0.70	7.80	<b>5.26</b>	<b>0.35</b>	<b>4.03</b>	12.56	1.32	9.22	<b>6.59</b>	0.96	<b>4.74</b>
	contrastive	<b>12.68</b>	<b>1.75</b>	<b>9.59</b>	1.11	0.16	0.86	<b>16.76</b>	<b>3.17</b>	<b>12.64</b>	4.95	<b>1.03</b>	3.81
One	beam	13.48	1.28	10.17	15.50	2.04	11.61	23.37	5.81	18.07	24.99	6.92	19.50
	nucleus	12.36	0.84	9.49	12.27	0.77	9.38	10.01	1.80	11.61	18.14	3.03	13.82
	contrastive	<b>15.86</b>	<b>1.96</b>	<b>12.03</b>	<b>17.30</b>	<b>2.67</b>	<b>13.27</b>	<b>25.36</b>	<b>6.57</b>	<b>19.76</b>	<b>27.77</b>	<b>8.22</b>	<b>21.77</b>
Two	beam	17.02	2.02	12.97	17.66	2.30	13.58	25.36	7.10	19.72	25.85	7.72	20.42
	nucleus	12.75	0.87	9.71	12.45	0.99	9.69	17.99	2.89	13.69	19.07	3.57	14.64
	contrastive	<b>18.04</b>	<b>2.63</b>	<b>13.89</b>	<b>18.84</b>	<b>3.01</b>	<b>14.48</b>	<b>27.31</b>	<b>7.54</b>	<b>21.16</b>	<b>29.02</b>	<b>9.09</b>	<b>23.07</b>

Table 5: Experimental results on XSum dataset, where R-1, R-2, R-L denote ROUGE-1, ROUGE-2, and ROUGE-L, respectively.

## 6 Code Generation

We also conduct experiments on the task of code generation [29]. In this task, given a natural language prompt, the LMs is required to generate a complete code snippet that fulfills the function specified by the prompt. Following previous studies [4, 12], we use the HumanEval dataset [4] as our testbed. We apply the CodeGen model [12] with two model scales (i.e. 350M and 2B) and generate the code with three decoding methods, including beam search ( $b = 4$ ), nucleus sampling ( $p = 0.95$ ), and contrastive search ( $k = 3, \alpha = 0.4$ ).

Model	Method	Pass Rate@1 (%)
CodeGen-350M-mono	beam	14.63
	nucleus	5.08 ( $\pm 0.76$ )
	contrastive	<b>15.24</b>
CodeGen-2B-mono	beam	18.90
	nucleus	10.98 ( $\pm 0.50$ )
	contrastive	<b>21.95</b>

Table 6: Code generation results on HumanEval dataset.

The evaluation results<sup>10</sup> on Pass Rate@1 are shown in Table 6, from which we can draw the same conclusion that contrastive search outperforms other decoding methods.

## 7 Machine Translation

Lastly, we conduct experiments on machine translation using the IWSLT14 De-En dataset. Same as in Section §5, we test OPT models with different scales using three decoding methods: (i) beam search ( $b = 4$ ); (ii) nucleus sampling ( $p = 0.95$ ); and contrastive search ( $k = 3, \alpha = 0.4$ ).

Shot	Method	OPT-125M	OPT-350M	OPT-1.3B	OPT-2.7B
One	beam	0.00 ( $\pm 0.00$ )	<b>0.03</b> ( $\pm 0.04$ )	5.53 ( $\pm 1.33$ )	<b>14.06</b> ( $\pm 0.67$ )
	nucleus	0.00 ( $\pm 0.00$ )	0.00 ( $\pm 0.00$ )	2.18 ( $\pm 0.68$ )	7.15 ( $\pm 0.64$ )
	contrastive	<b>0.05</b> ( $\pm 0.07$ )	0.00 ( $\pm 0.00$ )	<b>7.10</b> ( $\pm 1.33$ )	12.98 ( $\pm 0.77$ )
Few	beam	0.00 ( $\pm 0.00$ )	<b>0.08</b> ( $\pm 0.11$ )	<b>8.54</b> ( $\pm 0.75$ )	<b>14.59</b> ( $\pm 0.40$ )
	nucleus	0.03 ( $\pm 0.05$ )	0.03 ( $\pm 0.05$ )	4.22 ( $\pm 0.68$ )	8.36 ( $\pm 0.30$ )
	contrastive	<b>0.05</b> ( $\pm 0.07$ )	0.05 ( $\pm 0.07$ )	8.39 ( $\pm 0.71$ )	13.52 ( $\pm 0.14$ )

Table 7: Machine translation results on IWSLT14 De-En dataset.

<sup>10</sup>For the stochastic method, i.e. nucleus sampling, we report the averaged results over three different runs. The detailed results are provided in Table 13 at Appendix E.

Table 7 presents the BLEU-4 [13] results under one-shot and few-shot settings.<sup>11</sup> Firstly, we see that smaller LMs (i.e. model scale  $\leq 350\text{M}$ ) does not yield satisfactory BLEU scores. On the other hand, by scaling up the model parameters, larger LMs (i.e. model scale  $\geq 1.3\text{B}$ ) starts to display emergent capability [30] and obtains notably better results. Secondly, contrastive search consistently outperforms nucleus sampling but performs slightly worse than beam search on a few evaluations. This reveals the advantage of maximization-based decoding methods, i.e. beam search, in tasks like machine translation that demand a high surface-level accuracy (i.e. BLEU).

## 8 Further Analysis

### 8.1 Relationship between Contrastive Search and the Isotropy of LMs

We provide quantitative analysis on the importance of LMs’ isotropy for contrastive search.<sup>12</sup> To this end, given a prefix text  $\mathbf{x}$ , we measure the variance of degeneration penalty (see Eq. (3)) as

$$\begin{aligned} \text{dp}(v; \mathbf{x}, \theta) &= \max\{s(h_v, h_{x_j}) : 1 \leq j \leq |\mathbf{x}|\}, \\ \text{var}(\mathbf{x}; \theta) &= \sqrt{\frac{1}{k} \sum_{v \in V^{(k)}} (\text{dp}(v; \mathbf{x}, \theta) - \mu)^2}, \end{aligned} \quad (5)$$

where  $s(\cdot, \cdot)$  computes the cosine similarity between token representations;  $V^{(k)}$  is the set of top- $k$  predictions from the language model’s (i.e.  $\theta$ ) probability distribution  $p_\theta(\cdot|\mathbf{x})$ ; and  $\mu = \frac{1}{k} \sum_{v \in V^{(k)}} \text{dp}(v; \mathbf{x}, \theta)$ . Then, we defined the averaged variance of degeneration penalty at decoding step  $t$  as

$$f(t; \theta, \mathcal{D}) = \frac{1}{\mathcal{D}} \sum_{\mathbf{x} \in \mathcal{D}} \text{var}([\mathbf{x} : \hat{\mathbf{x}}]; \theta), \quad (6)$$

where  $\mathcal{D}$  is a text corpus;  $\mathbf{x}$  is the prefix text with a fixed length;  $\hat{\mathbf{x}}$  is the text continuation generated by  $\theta$  using contrastive search; and  $|\hat{\mathbf{x}}| = t$ .

For experiments, we use GPT-2 models with different scales to generate text (up to 200 tokens) conditioned on the initial paragraph (restricted to 40 tokens) of documents from the held-out set of WebText. Same as in Section §4.1, we use contrastive search with  $k = 5$  and  $\alpha = 0.6$ .

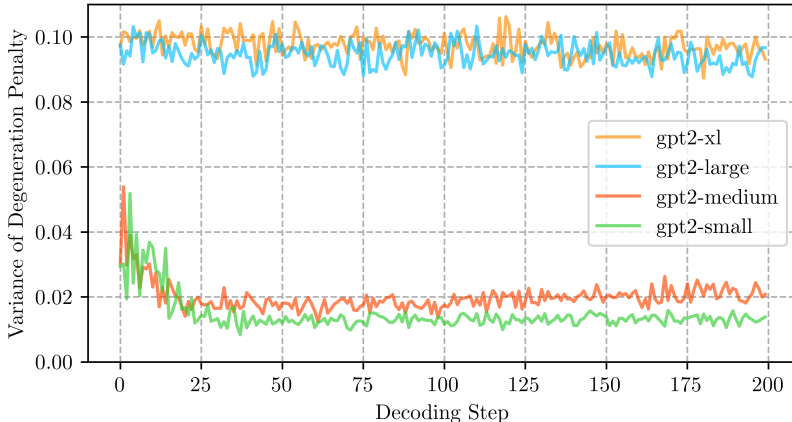


Figure 4: Averaged variance of degeneration penalty of different GPT-2 models.

Figure 4 plots the results of different GPT-2 models. On the one hand, for GPT-2-small/medium models which have a low isotropy in their representation space (§3.1), their averaged variance of degeneration penalty across the decoding process is closer to 0. In other words, when applying contrastive search (see Eq. (3)), the degeneration penalties of different candidates are indistinguishable to

<sup>11</sup>Under few-shot setting, 8 in-context examples are provided to the model. We report the results averaged over three random selections of in-context examples. The detailed results are presented in Table 14 at Appendix F.

<sup>12</sup>Su *et al.* [23] only qualitatively pointed out that, to apply contrastive search, the LMs should be isotropic.

each other. Therefore, the selection of the output is dominated by the model confidence term, making contrastive search degenerate to the greedy search method. On the other hand, with an isotropic representation space, the GPT-2-large/xl models display a notably higher averaged variance in their degeneration penalties. During the decoding process, such high variance helps the LMs to generate high-quality text while avoiding model degeneration. In conclusion, an isotropic representation space of the LMs is essential for contrastive search to work well.

## 8.2 Contrastive Search versus Sampling Methods

We further provide comparisons between contrastive search and other strong sampling methods (i.e. top- $k$  sampling and nucleus sampling). To this end, we follow Section §4.1 and generate text using GPT-2-large with different decoding methods. Specifically, we vary the hyperparameters for different methods, i.e.  $k$  for top- $k$  sampling (from 5 to 640);  $p$  for nucleus sampling (from 0.4 to 1.0); and  $k$  for contrastive search (from 2 to 10).<sup>13</sup>

The generated texts are evaluated from two aspects: (i) MAUVE and (ii) coherence (computed with the OPT-2.7B model) that are described in Section §4.1.1. Figure 5 plots the results of different decoding methods. We can see that, by varying the hyperparameters, the performances of sampling methods change drastically on the coherence metric. On the other hand, contrastive search best balances the trade-off between MAUVE and coherence. These results further verify the strong robustness of contrastive search over different selections of hyperparameters.

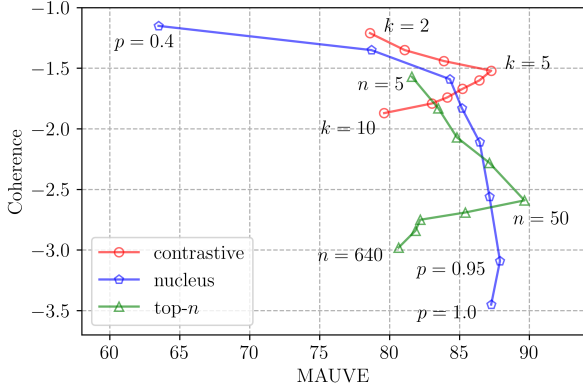


Figure 5: Contrastive search versus other sampling methods: (i) top- $k$ ; and (ii) nucleus sampling.

## 9 Conclusion and Future Work

In this work, we first investigate the isotropy of autoregressive LMs. Through extensive evaluations on LMs from 16 languages, we surprisingly find that the anisotropy problem *only* exists in the two specific English GPT-2-small/medium models. On the other hand, *all* other evaluated LMs are *naturally isotropic* which is in contrast to the conclusion drawn by previous studies. Then, based on our finding, we comprehensively evaluate contrastive search using *off-the-shelf* LMs on four generation tasks across 16 languages. Extensive human and automatic evaluations verify that contrastive search outperforms existing decoding methods by significant margins. More notably, on 12 out of the 16 evaluated languages, contrastive search performs comparably with human-level performances as judged by human evaluations.

For future work, we would like to suggest two research directions based on our study.

- **Open-domain knowledge probing of LMs:** Previous approaches [14, 10] for probing knowledge from the LMs mainly focus on a fixed set of ontologies. In contrast, contrastive search opens up another viable direction in which the world knowledge of the LMs with respect to a specific entity can be elicited through open-domain generation. In Appendix A.1, we provide an example on how to directly generate the factual knowledge of “DeepMind Company” from the LMs using contrastive search.
- **Dataset synthesization:** There has been a rising trend in using generative LMs to synthesize training data, therefore alleviating issues like data sparsity. By default, previous studies [18, 34] use sampling methods to create synthetic data. However, it still remains as an open question on how the choice of decoding method affects the system’s downstream

<sup>13</sup>(i) For top- $k$  sampling,  $k \in [5, 10, 20, 40, 50, 80, 160, 320, 640]$ ; (ii) for nucleus sampling,  $p \in [0.4, 0.5, 0.6, 0.7, 0.8, 0.9, 0.95, 1.0]$ ; and (iii) for contrastive search,  $k \in [2, 3, 4, 5, 6, 7, 8, 9, 10]$  and we keep the  $\alpha$  as a constant 0.6.

performances. We hypothesize that replacing sampling methods with contrastive search could further improve the quality of synthetic data, therefore benefiting the performances of downstream systems.

## Acknowledgments

The authors would like to express their special gratitude to Danqi Chen for her countless and insightful suggestions that help to strengthen this work greatly. The authors would also like to thank Alexander Wettig and Mengzhou Xia from Princeton NLP group, Yue Wang from Salesforce Research, Huayang Li, Tian Lan, and other members from Cambridge LTL for their constructive discussions. Lastly, the first author would like to thank Jialu Xu for her invaluable support.

## References

- [1] Sourya Basu, Govardana Sachitanandam Ramachandran, Nitish Shirish Keskar, and Lav R. Varshney. Mirostat: a neural text decoding algorithm that directly controls perplexity. In *9th International Conference on Learning Representations, ICLR 2021, Virtual Event, Austria, May 3-7, 2021*. OpenReview.net, 2021.
- [2] Sid Black, Gao Leo, Phil Wang, Connor Leahy, and Stella Biderman. GPT-Neo: Large Scale Autoregressive Language Modeling with Mesh-Tensorflow. March 2021.
- [3] Tom B. Brown, Benjamin Mann, Nick Ryder, Melanie Subbiah, Jared Kaplan, Prafulla Dhariwal, Arvind Neelakantan, Pranav Shyam, Girish Sastry, Amanda Askell, Sandhini Agarwal, Ariel Herbert-Voss, Gretchen Krueger, Tom Henighan, Rewon Child, Aditya Ramesh, Daniel M. Ziegler, Jeffrey Wu, Clemens Winter, Christopher Hesse, Mark Chen, Eric Sigler, Mateusz Litwin, Scott Gray, Benjamin Chess, Jack Clark, Christopher Berner, Sam McCandlish, Alec Radford, Ilya Sutskever, and Dario Amodei. Language models are few-shot learners. In Hugo Larochelle, Marc’Aurelio Ranzato, Raia Hadsell, Maria-Florina Balcan, and Hsuan-Tien Lin, editors, *Advances in Neural Information Processing Systems 33: Annual Conference on Neural Information Processing Systems 2020, NeurIPS 2020, December 6-12, 2020, virtual*, 2020.
- [4] Mark Chen, Jerry Tworek, Heewoo Jun, Qiming Yuan, Henrique Ponde de Oliveira Pinto, Jared Kaplan, Harri Edwards, Yuri Burda, Nicholas Joseph, Greg Brockman, et al. Evaluating large language models trained on code. *arXiv preprint arXiv:2107.03374*, 2021.
- [5] Marta R Costa-jussà, James Cross, Onur Çelebi, Maha Elbayad, Kenneth Heafield, Kevin Heffernan, Elahe Kalbassi, Janice Lam, Daniel Licht, Jean Maillard, et al. No language left behind: Scaling human-centered machine translation. *arXiv preprint arXiv:2207.04672*, 2022.
- [6] Kawin Ethayarajh. How contextual are contextualized word representations? comparing the geometry of bert, elmo, and GPT-2 embeddings. In Kentaro Inui, Jing Jiang, Vincent Ng, and Xiaojun Wan, editors, *Proceedings of the 2019 Conference on Empirical Methods in Natural Language Processing and the 9th International Joint Conference on Natural Language Processing, EMNLP-IJCNLP 2019, Hong Kong, China, November 3-7, 2019*, pages 55–65. Association for Computational Linguistics, 2019.
- [7] Angela Fan, Mike Lewis, and Yann N. Dauphin. Hierarchical neural story generation. In Iryna Gurevych and Yusuke Miyao, editors, *Proceedings of the 56th Annual Meeting of the Association for Computational Linguistics, ACL 2018, Melbourne, Australia, July 15-20, 2018, Volume 1: Long Papers*, pages 889–898. Association for Computational Linguistics, 2018.
- [8] Ari Holtzman, Jan Buys, Li Du, Maxwell Forbes, and Yejin Choi. The curious case of neural text degeneration. In *8th International Conference on Learning Representations, ICLR 2020, Addis Ababa, Ethiopia, April 26-30, 2020*. OpenReview.net, 2020.
- [9] Clara Meister, Tiago Pimentel, Gian Wiher, and Ryan Cotterell. Typical decoding for natural language generation. *arXiv preprint arXiv:2202.00666*, 2022.
- [10] Zaiqiao Meng, Fangyu Liu, Ehsan Shareghi, Yixuan Su, Charlotte Collins, and Nigel Collier. Rewire-then-probe: A contrastive recipe for probing biomedical knowledge of pre-trained language models. In *Proceedings of the 60th Annual Meeting of the Association for Computational Linguistics (Volume 1: Long Papers)*, pages 4798–4810, 2022.

- [11] Shashi Narayan, Shay B. Cohen, and Mirella Lapata. Don't give me the details, just the summary! Topic-aware convolutional neural networks for extreme summarization. In *Proceedings of the 2018 Conference on Empirical Methods in Natural Language Processing*, Brussels, Belgium, 2018.
- [12] Erik Nijkamp, Bo Pang, Hiroaki Hayashi, Lifu Tu, Huan Wang, Yingbo Zhou, Silvio Savarese, and Caiming Xiong. A conversational paradigm for program synthesis. *arXiv preprint arXiv:2203.13474*, 2022.
- [13] Kishore Papineni, Salim Roukos, Todd Ward, and Wei-Jing Zhu. Bleu: a method for automatic evaluation of machine translation. In *Proceedings of the 40th annual meeting of the Association for Computational Linguistics*, pages 311–318, 2002.
- [14] Fabio Petroni, Tim Rocktäschel, Patrick Lewis, Anton Bakhtin, Yuxiang Wu, Alexander H Miller, and Sebastian Riedel. Language models as knowledge bases? *arXiv preprint arXiv:1909.01066*, 2019.
- [15] Krishna Pillutla, Swabha Swayamdipta, Rowan Zellers, John Thickstun, Sean Welleck, Yejin Choi, and Zaid Harchaoui. MAUVE: Measuring the gap between neural text and human text using divergence frontiers. In A. Beygelzimer, Y. Dauphin, P. Liang, and J. Wortman Vaughan, editors, *Advances in Neural Information Processing Systems*, 2021.
- [16] Alec Radford, Jeff Wu, Rewon Child, David Luan, Dario Amodei, and Ilya Sutskever. Language models are unsupervised multitask learners. 2019.
- [17] Jack W Rae, Sebastian Borgeaud, Trevor Cai, Katie Millican, Jordan Hoffmann, Francis Song, John Aslanides, Sarah Henderson, Roman Ring, Susannah Young, et al. Scaling language models: Methods, analysis & insights from training gopher. *arXiv preprint arXiv:2112.11446*, 2021.
- [18] Timo Schick and Hinrich Schütze. Generating datasets with pretrained language models. In *Proceedings of the 2021 Conference on Empirical Methods in Natural Language Processing*, pages 6943–6951, 2021.
- [19] Krishna Srinivasan, Karthik Raman, Jiecao Chen, Michael Bendersky, and Marc Najork. Wit: Wikipedia-based image text dataset for multimodal multilingual machine learning. In *Proceedings of the 44th International ACM SIGIR Conference on Research and Development in Information Retrieval*, pages 2443–2449, 2021.
- [20] Yixuan Su, Deng Cai, Yan Wang, David Vandyke, Simon Baker, Piji Li, and Nigel Collier. Non-autoregressive text generation with pre-trained language models. In Paola Merlo, Jörg Tiedemann, and Reut Tsarfaty, editors, *Proceedings of the 16th Conference of the European Chapter of the Association for Computational Linguistics: Main Volume, EACL 2021, Online, April 19 - 23, 2021*, pages 234–243. Association for Computational Linguistics, 2021.
- [21] Yixuan Su, Deng Cai, Qingyu Zhou, Zibo Lin, Simon Baker, Yunbo Cao, Shuming Shi, Nigel Collier, and Yan Wang. Dialogue response selection with hierarchical curriculum learning. In *Proceedings of the 59th Annual Meeting of the Association for Computational Linguistics and the 11th International Joint Conference on Natural Language Processing (Volume 1: Long Papers)*, pages 1740–1751, 2021.
- [22] Yixuan Su, Tian Lan, Yahui Liu, Fangyu Liu, Dani Yogatama, Yan Wang, Lingpeng Kong, and Nigel Collier. Language models can see: Plugging visual controls in text generation. *arXiv preprint arXiv:2205.02655*, 2022.
- [23] Yixuan Su, Tian Lan, Yan Wang, Dani Yogatama, Lingpeng Kong, and Nigel Collier. A contrastive framework for neural text generation. *arXiv preprint arXiv:2202.06417*, 2022.
- [24] Yixuan Su, Fangyu Liu, Zaiqiao Meng, Tian Lan, Lei Shu, Ehsan Shareghi, and Nigel Collier. Tacl: Improving BERT pre-training with token-aware contrastive learning. *CoRR*, abs/2111.04198, 2021.
- [25] Yixuan Su, Lei Shu, Elman Mansimov, Arshit Gupta, Deng Cai, Yi-An Lai, and Yi Zhang. Multi-task pre-training for plug-and-play task-oriented dialogue system. In *Proceedings of the 60th Annual Meeting of the Association for Computational Linguistics (Volume 1: Long Papers)*, pages 4661–4676, 2022.
- [26] Yixuan Su, Yan Wang, Deng Cai, Simon Baker, Anna Korhonen, and Nigel Collier. PROTOTYPE-TO-STYLE: dialogue generation with style-aware editing on retrieval memory. *IEEE ACM Trans. Audio Speech Lang. Process.*, 29:2152–2161, 2021.

- [27] Romal Thoppilan, Daniel De Freitas, Jamie Hall, Noam Shazeer, Apoorv Kulshreshtha, Heng-Tze Cheng, Alicia Jin, Taylor Bos, Leslie Baker, Yu Du, et al. Lamda: Language models for dialog applications. *arXiv preprint arXiv:2201.08239*, 2022.
- [28] Alex Wang, Amanpreet Singh, Julian Michael, Felix Hill, Omer Levy, and Samuel R Bowman. Glue: A multi-task benchmark and analysis platform for natural language understanding. *arXiv preprint arXiv:1804.07461*, 2018.
- [29] Yue Wang, Weishi Wang, Shafiq Joty, and Steven CH Hoi. Codet5: Identifier-aware unified pre-trained encoder-decoder models for code understanding and generation. *arXiv preprint arXiv:2109.00859*, 2021.
- [30] Jason Wei, Yi Tay, Rishi Bommasani, Colin Raffel, Barret Zoph, Sebastian Borgeaud, Dani Yogatama, Maarten Bosma, Denny Zhou, Donald Metzler, et al. Emergent abilities of large language models. *arXiv preprint arXiv:2206.07682*, 2022.
- [31] Sean Welleck, Ilya Kulikov, Stephen Roller, Emily Dinan, Kyunghyun Cho, and Jason Weston. Neural text generation with unlikelihood training. In *8th International Conference on Learning Representations, ICLR 2020, Addis Ababa, Ethiopia, April 26-30, 2020*. OpenReview.net, 2020.
- [32] Thomas Wolf, Lysandre Debut, Victor Sanh, Julien Chaumond, Clement Delangue, Anthony Moi, Pierric Cistac, Tim Rault, Rémi Louf, Morgan Funtowicz, et al. Huggingface’s transformers: State-of-the-art natural language processing. *arXiv preprint arXiv:1910.03771*, 2019.
- [33] Jin Xu, Xiaojiang Liu, Jianhao Yan, Deng Cai, Huayang Li, and Jian Li. Learning to break the loop: Analyzing and mitigating repetitions for neural text generation. *arXiv preprint arXiv:2206.02369*, 2022.
- [34] Jiacheng Ye, Jiahui Gao, Qintong Li, Hang Xu, Jiangtao Feng, Zhiyong Wu, Tao Yu, and Lingpeng Kong. Zerogen: Efficient zero-shot learning via dataset generation. *arXiv preprint arXiv:2202.07922*, 2022.
- [35] Rowan Zellers, Ari Holtzman, Yonatan Bisk, Ali Farhadi, and Yejin Choi. Hellaswag: Can a machine really finish your sentence? *arXiv preprint arXiv:1905.07830*, 2019.
- [36] Susan Zhang, Stephen Roller, Naman Goyal, Mikel Artetxe, Moya Chen, Shuohui Chen, Christopher Dewan, Mona Diab, Xian Li, Xi Victoria Lin, et al. Opt: Open pre-trained transformer language models. *arXiv preprint arXiv:2205.01068*, 2022.

# Appendix

## Table of Contents

---

<b>A</b>	<b>More Generation Examples</b>	<b>16</b>
A.1	Example One . . . . .	16
A.2	Example Two . . . . .	17
<b>B</b>	<b>Complete List of Evaluated LMs</b>	<b>18</b>
<b>C</b>	<b>Evaluation Setups of Multilingual Open-ended Text Generation</b>	<b>19</b>
<b>D</b>	<b>Detailed Results on Document Summarization</b>	<b>19</b>
<b>E</b>	<b>Detailed Results on Code Generation</b>	<b>20</b>
<b>F</b>	<b>Machine Translation</b>	<b>20</b>

---

## A More Generation Examples

### A.1 Example One

Method	Generated Result
nucleus	<p><b>DeepMind Company is a Cardiff-based</b> start-up with an exclusive mission to build the world’s largest ever deep-learning system to analyse the world’s digital content and in particular, super-sized image content.</p> <p>The system, the largest in the world with no previous expertise in image or digital content detection, will have previously relied on a mixture of machine learning, artificial neural networks, and storage, processing and retrieval techniques.</p> <p>The AI system, called <b>ImageNet</b>, will take new approach to our challenge of data science and machine learning, significantly improving efficiency, natural language processing and full understanding of complex, high-dimensional images, with an Eye of the Tiger framework for extracting techniques to ensure correct detection of particular images in complex scenes.</p> <p><b>Dr. Mark Ward, Dr. Alex Kudle, Dr. Ralph Pinchbeck and CTO, DeepMind Dr. Alex Kudle</b></p> <p><b>Case Study: Derpy’s Most Wanted: Fighting Cybersecurity, building a robot-aided smuggling network</b></p> <p><b>InfoSec News, 06/07/2017</b></p> <p><b>Dimitrios Papadimitriou (left) and Chris Bardy (right) at G+ XE, July 2017</b></p> <p><b>How to model an industrial malware botnet</b></p> <p><b>In this case study, we show how to build a deep-learning environment to model a new, massive ransomware botnet. Our model computes the distribution of user credentials stored on infected machines and produces a toolkit for open-source "modeling-as-code" (MATC) simulation. We elaborate on the resource management aspect of the toolkit, and how it can be adapted to working offline on embedded or cloud-based networks...</b></p>
contrastive	<p><b>DeepMind Company is</b> a leader in artificial intelligence (AI). We have a long history of working with companies such as Google, Facebook, Amazon, and Microsoft to build products that improve people’s lives, and today we are excited to announce that <b>DeepMind’s AlphaGo program has won the game of Go, becoming the first program to defeat a professional Go player.</b></p> <p>The victory is a testament to the power of deep learning, and to the incredible work of our research team, which has been at the forefront of AI research for the past five years. AlphaGo is one of the most advanced Go programs ever created, and its performance is an important step towards the goal of human-level AI.</p> <p>"This is the culmination of a decade of hard work," said <b>Andy Ng</b>, co-founder and CTO of DeepMind. "We are thrilled to have achieved this milestone and look forward to continuing to develop AI that can be used in a wide range of applications and to help people live better lives."</p> <p>DeepMind’s work on Go began in 2010, when it began to train a neural network to play Go using millions of games played by top Go players around the world. Since then, the team has refined the algorithm, adding more and more layers of <b>reinforcement learning</b> to make it better at <b>recognizing patterns and making decisions based on those patterns</b>. In the past year and a half, the team has made significant progress in the game, winning a record-tying 13 games in a row to move into the top four of the world rankings.</p> <p>"The game of Go is a complex game in which players have to be very careful not to overextend their territory, and this is something that we have been able to improve over and over again," said <b>Dr. Demis Hassabis, co-founder and Chief Scientific Officer of DeepMind</b>. "We are very proud of our team’s work, and we hope that it will inspire others to take the next step in their research and apply the same techniques to other problems."...</p>

Table 8: The documents generated by GPT-2-large using different methods given the prefix “*DeepMind Company is*”. The content that is irrelevant to the prefix is highlight in red. The factually correct and wrong content are highlighted in blue and violet, respectively. (best viewed in color)



Table 8 compares the generated results from GPT-2-large using different decoding methods given the prefix “*DeepMind Company is*”. On the one hand, the text generated by nucleus sampling contains factually incorrect content, and it quickly goes off-the-topic and produces text that is irrelevant to the prefix. On the other hand, the whole text generated by contrastive search well maintains the factual correctness as well as the semantic coherence, while containing one minor error.

## A.2 Example Two

---

**In a shocking finding, scientist discovered a herd of unicorns living in a remote, previously unexplored valley, in the Andes Mountains. Even more surprising to the researchers was the fact that the unicorns spoke perfect English.**

According to the BBC, a team of scientists led by Dr David MacKay, from the University of Bristol, spent two years searching for the unicorn herd, which they discovered during a survey of the area.

"It's a very rare find," MacKay told the BBC. "There are a few in the Himalayas, but this is the first time we've been able to find one in such a remote area."

The team was surprised to find a herd of unicorns living in a region that has been known to be a hotbed of poaching, with many of the animals poached for their horns, which are used in traditional Chinese medicine to treat everything from rheumatism to cancer.

"We knew that the area was rich in rhino horn, but we had no idea how many there were, or what they were doing there," MacKay said. "This is an area of high poaching pressure, and we wanted to find out what was going on."

In order to do so, the team used GPS collars to track the animals as they moved around the mountain and the surrounding area. The GPS data was then compared with information gathered from local villagers, who had a wealth of information about the animals' movements, including where they were eating, what they were doing at night, and how much time they spent in the mountains each day.

After analyzing the data, the team determined that the herd consisted of at least three species of unicorns, including a male and two females. One of the females was the mother of the male, and the other two were her daughters. All three had the same horn color, which is believed to be a sign of purity in the animal kingdom.

While the discovery is exciting, it's not the first time scientists have discovered an animal that speaks English. Last year, scientists discovered a species of porcupine that can be heard by humans, and has been dubbed "Porcupine Man" for his ability to converse with the human race.

---

Table 9: Another example generated by GPT-2-large using contrastive search.

Table 9 presents another example, with hundreds of tokens, generated by GPT-2-large using contrastive search. Specifically, we use the prompt from the original OpenAI blog<sup>14</sup> that open-sourced GPT-2. Again, we see that contrastive search is able to generate a long document with coherent semantics and structure, revealing its clear advantages over existing decoding methods.

---

<sup>14</sup><https://openai.com/blog/better-language-models/>

## B Complete List of Evaluated LMs

In Table 10, we list our evaluated LMs across 16 languages, including the model scale and the corresponding isotropy score as presented in Section §3.1 and §3.2, respectively. To ensure the reproducibility of our results, all the evaluated LMs are publicly available in the Huggingface library [32].

Language	Code	HuggingFace Model Card	Size	Isotropy
English	en	<a href="https://huggingface.co/gpt2">https://huggingface.co/gpt2</a>	117M	0.10
		<a href="https://huggingface.co/gpt2-medium">https://huggingface.co/gpt2-medium</a>	345M	0.25
		<a href="https://huggingface.co/gpt2-large">https://huggingface.co/gpt2-large</a>	774M	0.70
		<a href="https://huggingface.co/gpt2-xl">https://huggingface.co/gpt2-xl</a>	1.6B	0.72
		<a href="https://huggingface.co/EleutherAI/gpt-neo-125M">https://huggingface.co/EleutherAI/gpt-neo-125M</a>	125M	0.68
		<a href="https://huggingface.co/EleutherAI/gpt-neo-1.3B">https://huggingface.co/EleutherAI/gpt-neo-1.3B</a>	1.3B	0.55
		<a href="https://huggingface.co/EleutherAI/gpt-neo-2.7B">https://huggingface.co/EleutherAI/gpt-neo-2.7B</a>	2.7B	0.60
		<a href="https://huggingface.co/facebook/opt-125m">https://huggingface.co/facebook/opt-125m</a>	125M	0.75
		<a href="https://huggingface.co/facebook/opt-350m">https://huggingface.co/facebook/opt-350m</a>	350M	0.69
		<a href="https://huggingface.co/facebook/opt-1.3b">https://huggingface.co/facebook/opt-1.3b</a>	1.3B	0.75
		<a href="https://huggingface.co/facebook/opt-2.7b">https://huggingface.co/facebook/opt-2.7b</a>	2.7B	0.74
		<a href="https://huggingface.co/facebook/opt-6.7b">https://huggingface.co/facebook/opt-6.7b</a>	6.7B	0.70
		<a href="https://huggingface.co/facebook/opt-13b">https://huggingface.co/facebook/opt-13b</a>	13B	0.66
		<a href="https://huggingface.co/facebook/opt-30b">https://huggingface.co/facebook/opt-30b</a>	30B	0.68
Spanish	es	<a href="https://huggingface.co/datificate/gpt2-small-spanish">https://huggingface.co/datificate/gpt2-small-spanish</a>	117M	0.77
		<a href="https://huggingface.co/DeepESP/gpt2-spanish-medium">https://huggingface.co/DeepESP/gpt2-spanish-medium</a>	345M	0.76
French	fr	<a href="https://huggingface.co/asi/gpt-fr-cased-small">https://huggingface.co/asi/gpt-fr-cased-small</a>	117M	0.76
Portuguese	pt	<a href="https://huggingface.co/pierreguillou/gpt2-small-portuguese">https://huggingface.co/pierreguillou/gpt2-small-portuguese</a>	117M	0.77
Thai	th	<a href="https://huggingface.co/flax-community/gpt2-base-thai">https://huggingface.co/flax-community/gpt2-base-thai</a>	117M	0.74
Japanese	ja	<a href="https://huggingface.co/colorfulcoop/gpt2-small-ja">https://huggingface.co/colorfulcoop/gpt2-small-ja</a>	117M	0.72
Korean	ko	<a href="https://huggingface.co/skt/kogpt2-base-v2/tree/main">https://huggingface.co/skt/kogpt2-base-v2/tree/main</a>	117M	0.58
		<a href="https://huggingface.co/skt/ko-gpt-trinity-1.2B-v0.5">https://huggingface.co/skt/ko-gpt-trinity-1.2B-v0.5</a>	1.6B	0.68
Chinese	zh	<a href="https://huggingface.co/uer/gpt2-chinese-cluecorpussmall">https://huggingface.co/uer/gpt2-chinese-cluecorpussmall</a>	117M	0.66
		<a href="https://huggingface.co/cahya/gpt2-small-indonesian-522M">https://huggingface.co/cahya/gpt2-small-indonesian-522M</a>	117M	0.66
Indonesian	id	<a href="https://huggingface.co/flax-community/gpt2-medium-indonesian">https://huggingface.co/flax-community/gpt2-medium-indonesian</a>	345M	0.67
		<a href="https://huggingface.co/cahya/gpt2-large-indonesian-522M/">https://huggingface.co/cahya/gpt2-large-indonesian-522M/</a>	774M	0.81
Bengali	bn	<a href="https://huggingface.co/flax-community/gpt2-bengali">https://huggingface.co/flax-community/gpt2-bengali</a>	117M	0.62
Hindi	hi	<a href="https://huggingface.co/surajp/gpt2-hindi">https://huggingface.co/surajp/gpt2-hindi</a>	117M	0.62
Arabic	ar	<a href="https://huggingface.co/akhooli/gpt2-small-arabic">https://huggingface.co/akhooli/gpt2-small-arabic</a>	117M	0.53
		<a href="https://huggingface.co/aubmindlab/aragpt2-medium">https://huggingface.co/aubmindlab/aragpt2-medium</a>	345M	0.64
German	de	<a href="https://huggingface.co/ml6team/gpt2-small-german-finetune-oscar">https://huggingface.co/ml6team/gpt2-small-german-finetune-oscar</a>	117M	0.83
		<a href="https://huggingface.co/ml6team/gpt2-medium-german-finetune-oscar">https://huggingface.co/ml6team/gpt2-medium-german-finetune-oscar</a>	345M	0.81
Dutch	nl	<a href="https://huggingface.co/ml6team/gpt2-small-dutch-finetune-oscar">https://huggingface.co/ml6team/gpt2-small-dutch-finetune-oscar</a>	117M	0.80
		<a href="https://huggingface.co/ml6team/gpt2-medium-dutch-finetune-oscar">https://huggingface.co/ml6team/gpt2-medium-dutch-finetune-oscar</a>	345M	0.79
Russian	ru	<a href="https://huggingface.co/sberbank-ai/rugpt3small_based_on_gpt2">https://huggingface.co/sberbank-ai/rugpt3small_based_on_gpt2</a>	117M	0.67
		<a href="https://huggingface.co/sberbank-ai/rugpt3medium_based_on_gpt2">https://huggingface.co/sberbank-ai/rugpt3medium_based_on_gpt2</a>	345M	0.72
		<a href="https://huggingface.co/sberbank-ai/rugpt3large_based_on_gpt2">https://huggingface.co/sberbank-ai/rugpt3large_based_on_gpt2</a>	774M	0.77
Italian	it	<a href="https://huggingface.co/LorenzoDeMattei/GePpeTto">https://huggingface.co/LorenzoDeMattei/GePpeTto</a>	117M	0.69

Table 10: The complete list of the evaluated languages as well as the corresponding LMs.

## C Evaluation Setups of Multilingual Open-ended Text Generation

Table 11 presents the details of (i) our evaluated languages; (ii) the link address of assessed LMs; and (iii) the hyperparameters (i.e.  $k$  and  $\alpha$ ) used in contrastive search for our experiments in multilingual open-ended text generation.

Language	HuggingFace Model Card	$k$	$\alpha$
English	<a href="https://huggingface.co/gpt2-large">https://huggingface.co/gpt2-large</a>	4	0.6
Russian	<a href="https://huggingface.co/sberbank-ai/rugpt3large_based_on_gpt2">https://huggingface.co/sberbank-ai/rugpt3large_based_on_gpt2</a>	4	0.6
Indonesian	<a href="https://huggingface.co/cahya/gpt2-small-indonesian-522M">https://huggingface.co/cahya/gpt2-small-indonesian-522M</a>	3	0.6
Spanish	<a href="https://huggingface.co/datificate/gpt2-small-spanish">https://huggingface.co/datificate/gpt2-small-spanish</a>	3	0.6
German	<a href="https://huggingface.co/ml6team/gpt2-medium-german-finetune-oscar">https://huggingface.co/ml6team/gpt2-medium-german-finetune-oscar</a>	4	0.6
Dutch	<a href="https://huggingface.co/ml6team/gpt2-medium-dutch-finetune-oscar">https://huggingface.co/ml6team/gpt2-medium-dutch-finetune-oscar</a>	4	0.6
Korean	<a href="https://huggingface.co/skt/ko-gpt-trinity-1.2B-v0.5">https://huggingface.co/skt/ko-gpt-trinity-1.2B-v0.5</a>	3	0.6
Arabic	<a href="https://huggingface.co/akhooli/gpt2-small-arabic">https://huggingface.co/akhooli/gpt2-small-arabic</a>	3	0.6
French	<a href="https://huggingface.co/asi/gpt-fr-cased-small">https://huggingface.co/asi/gpt-fr-cased-small</a>	3	0.6
Portuguese	<a href="https://huggingface.co/pierreguillou/gpt2-small-portuguese">https://huggingface.co/pierreguillou/gpt2-small-portuguese</a>	3	0.6
Thai	<a href="https://huggingface.co/flax-community/gpt2-base-thai">https://huggingface.co/flax-community/gpt2-base-thai</a>	3	0.6
Japanese	<a href="https://huggingface.co/colorfulcoop/gpt2-small-ja">https://huggingface.co/colorfulcoop/gpt2-small-ja</a>	5	0.6
Chinese	<a href="https://huggingface.co/uer/gpt2-chinese-cluecorpus-small">https://huggingface.co/uer/gpt2-chinese-cluecorpus-small</a>	3	0.6
Bengali	<a href="https://huggingface.co/flax-community/gpt2-bengali">https://huggingface.co/flax-community/gpt2-bengali</a>	3	0.6
Hindi	<a href="https://huggingface.co/surajp/gpt2-hindi">https://huggingface.co/surajp/gpt2-hindi</a>	3	0.6
Italian	<a href="https://huggingface.co/LorenzoDeMattei/GePpeTto">https://huggingface.co/LorenzoDeMattei/GePpeTto</a>	3	0.6

Table 11: The language models that we use in the experiments of multilingual open-ended text generation. The hyperparameters (i.e.  $k$  and  $\alpha$ ) for contrastive search are also provided.

## D Detailed Results on Document Summarization

Table 12 presents the detailed evaluation results on XSum dataset.

Shot	Method	Run	OPT-125M			OPT-350M			OPT-1.3B			OPT-2.7B		
			R-1	R-2	R-L	R-1	R-2	R-L	R-1	R-2	R-L	R-1	R-2	R-L
One	beam	1	13.71	1.01	10.17	17.82	2.69	13.44	23.19	5.69	18.11	22.34	5.41	17.33
		2	14.37	1.70	10.82	15.23	2.04	11.52	23.77	6.05	18.35	26.28	7.42	20.45
		3	12.37	1.12	9.53	13.46	1.40	9.86	23.15	5.70	17.75	26.35	7.92	20.71
		ave.	13.48	1.28	10.17	15.50	2.04	11.61	23.37	5.81	18.07	24.99	6.92	19.50
	(std.)	(0.83)	(0.30)	(0.53)	(1.79)	(0.53)	1.46	(0.28)	(0.17)	(0.25)	(1.87)	(1.08)	(1.54)	
	nucleus	1	12.19	0.81	9.30	12.72	0.76	9.80	16.10	1.85	12.09	19.39	3.37	14.82
		2	12.35	0.84	9.54	12.45	0.76	9.46	14.24	1.42	10.75	15.11	1.85	11.65
		3	12.55	0.88	9.63	11.65	0.78	8.89	16.15	2.12	11.99	19.93	3.88	15.00
		ave.	12.36	0.84	9.49	12.27	0.77	9.38	10.01	1.80	11.61	18.14	3.03	13.82
	(std.)	(0.15)	(0.03)	(0.14)	(0.45)	(0.01)	(0.38)	(6.00)	(0.29)	(0.61)	(2.16)	(0.86)	(1.54)	
	contrastive	1	18.17	2.53	13.57	21.30	4.04	16.30	26.83	7.22	21.04	27.21	7.91	21.60
		2	17.17	2.07	13.06	16.90	2.23	12.80	24.88	6.01	18.74	26.27	7.24	20.21
3		12.23	1.27	9.46	13.70	1.73	10.70	25.55	6.49	19.49	29.84	9.51	23.50	
ave.		<b>15.86</b>	<b>1.96</b>	<b>12.03</b>	<b>17.30</b>	<b>2.67</b>	<b>13.27</b>	<b>25.75</b>	<b>6.57</b>	<b>19.76</b>	<b>27.77</b>	<b>8.22</b>	<b>21.77</b>	
(std.)	(2.60)	(0.52)	(1.83)	(3.12)	(0.99)	(2.31)	(0.81)	(0.50)	(0.96)	(1.51)	(0.95)	(1.35)		
Two	beam	1	16.68	2.15	12.84	16.96	2.29	13.26	27.10	8.20	21.54	26.88	8.28	21.45
		2	17.44	2.43	13.20	18.62	3.15	14.25	24.18	6.40	18.70	24.45	7.04	19.29
		3	16.95	1.47	12.88	17.39	1.45	13.24	24.81	6.69	18.92	26.22	7.84	20.51
		ave.	17.02	2.02	12.97	17.66	2.30	13.58	25.36	7.10	19.72	25.85	7.72	20.42
	(std.)	(0.31)	(0.40)	(0.16)	(0.70)	(0.69)	(0.47)	(1.25)	(0.79)	(1.29)	(1.03)	(0.51)	(0.88)	
	nucleus	1	13.01	0.93	9.80	12.32	0.97	9.62	20.16	3.60	15.21	22.25	4.95	16.99
		2	12.27	0.82	9.47	11.78	0.83	9.23	14.07	1.40	10.97	13.60	1.29	10.69
		3	12.97	0.86	9.86	13.25	1.16	10.22	19.74	3.66	14.89	21.37	4.48	16.24
		ave.	12.75	0.87	9.71	12.45	0.99	9.69	17.99	2.89	13.69	19.07	3.57	14.64
	(std.)	(0.34)	(0.05)	(0.17)	(0.61)	(0.14)	(0.41)	(2.78)	(1.05)	(1.93)	(3.89)	(1.63)	(2.81)	
	contrastive	1	17.17	2.48	13.33	18.97	3.32	14.72	29.10	8.61	23.00	31.10	10.51	24.92
		2	18.98	3.17	14.78	18.99	3.28	14.56	24.14	5.80	18.68	24.40	6.38	19.33
3		17.97	2.24	13.56	18.57	2.43	14.15	28.70	8.20	21.80	31.56	10.38	24.95	
ave.		<b>18.04</b>	<b>2.63</b>	<b>13.89</b>	<b>18.84</b>	<b>3.01</b>	<b>14.48</b>	<b>27.31</b>	<b>7.54</b>	<b>21.16</b>	<b>29.02</b>	<b>9.09</b>	<b>23.07</b>	
(std.)	(0.74)	(0.39)	(0.64)	(0.19)	(0.41)	(0.24)	(2.25)	(1.24)	(1.82)	(3.27)	(1.92)	(2.64)		

Table 12: Detailed results on XSum over different selections of in-context examples.

## E Detailed Results on Code Generation

Table 13 presents the detailed results of nucleus sampling on HumanEval dataset.

Model	run-1	run-2	run-3	average	(std.)
CodeGen-350M-mono	4.88	6.10	4.27	5.08	(0.76)
CodeGen-2B-mono	10.98	11.59	10.37	10.98	(0.50)

Table 13: Detailed pass rate@1 (%) results of nucleus sampling on code generation.

## F Machine Translation

Table 14 presents the detailed results on IWSLT14 De-En dataset.

Shot	Method	run	OPT-125M	OPT-350M	OPT-1.3B	OPT-2.7B
One	beam	1	0.00	0.08	4.09	13.16
		2	0.00	0.00	7.30	14.76
		3	0.00	0.00	5.19	14.27
		ave.	0.00	<b>0.03</b>	5.53	<b>14.06</b>
		(std.)	(0.00)	(0.04)	(1.33)	(0.67)
	nucleus	1	0.00	0.00	1.51	6.29
		2	0.00	0.00	3.11	7.84
		3	0.00	0.00	1.91	7.32
		ave.	0.00	0.00	2.18	7.15
		(std.)	(0.00)	(0.00)	(0.68)	(0.64)
	contrastive	1	0.00	0.00	5.61	11.93
		2	0.00	0.00	8.84	13.75
		3	0.14	0.00	6.86	13.26
		ave.	<b>0.05</b>	0.00	<b>7.10</b>	12.98
		(std.)	(0.07)	(0.00)	(1.33)	(0.77)
Few	beam	1	0.00	0.23	7.58	14.10
		2	0.00	0.00	9.41	14.59
		3	0.00	0.00	8.64	15.07
		ave.	0.00	<b>0.08</b>	<b>8.54</b>	<b>14.59</b>
		(std.)	(0.00)	(0.11)	(0.75)	(0.40)
	nucleus	1	0.10	0.00	3.30	7.94
		2	0.00	0.10	4.90	8.60
		3	0.00	0.00	4.47	8.54
		ave.	0.03	0.03	4.22	8.36
		(std.)	(0.05)	(0.05)	(0.68)	(0.30)
	contrastive	1	0.15	0.15	7.39	13.36
		2	0.00	0.00	8.93	13.50
		3	0.00	0.00	8.86	13.70
		ave.	<b>0.05</b>	0.05	8.39	13.52
		(std.)	(0.07)	(0.07)	(0.71)	(0.14)

Table 14: Detailed evaluation results on IWSLT14 De-En dataset.