
InstructRL: Simple yet Effective Instruction-Following Agents with Multimodal Transformer

Hao Liu^{1,2} Lisa Lee² Kimin Lee² Pieter Abbeel¹

Abstract

Humans are excellent at understanding language and vision to accomplish a wide range of tasks. In contrast, creating general instruction-following embodied agents remains a difficult challenge. Prior work that uses pure language-only models lack visual grounding, making it difficult to connect language instructions with visual observations. On the other hand, methods that use pre-trained multimodal models typically come with divided language and visual representations, requiring designing specialized network architecture to fuse them together. We propose a simple yet effective model for robots to solve instruction-following tasks in vision-based environments. Our *InstructRL* method consists of a multimodal transformer that encodes visual observations and language instructions, and a transformer-based policy that predicts actions based on encoded representations. The multimodal transformer is pre-trained on millions of image-text pairs and natural language text, thereby producing generic cross-modal representations of observations and instructions. The transformer-based policy keeps track of the full history of observations and actions, and predicts actions autoregressively. Despite its simplicity, we show that this unified transformer model outperforms all state-of-the-art pre-trained or trained-from-scratch methods in both single-task and multi-task settings. Our model also shows better model scalability and generalization ability than prior work.

1. Introduction

Humans are able to understand language and vision to accomplish a wide range of tasks. Many tasks require language understanding and vision perception, from driving to

whiteboard discussion and cooking. Humans can also generalize to new tasks by building upon knowledge acquired from previously-seen tasks. Meanwhile, creating generic instruction-following agents that can generalize to multiple tasks and environments is one of the central challenges of reinforcement learning (RL) and robotics.

Driven by significant advances in learning generic pre-trained models for language understanding (Devlin et al., 2018; Brown et al., 2020; Chowdhery et al., 2022), recent work has made great progress towards building instruction-following agents (Lynch & Sermanet, 2020; Mandelkar et al., 2021; Ahn et al., 2022; Jang et al., 2022; Guhur et al., 2022; Shridhar et al., 2022b). For example, SayCan (Ahn et al., 2022) exploits PaLM models (Chowdhery et al., 2022) to generate language descriptions of step-by-step plans from language instructions, then executes the plans by mapping the steps to predefined macro actions. HiveFormer (Guhur et al., 2022) uses a pre-trained language encoder to generalize to multiple manipulation tasks. However, a remaining challenge is that pure language-only pre-trained models are disconnected from visual representations, making it difficult to differentiate vision-related semantics such as colors. Therefore, visual semantics have to be further learned to connect language instructions and visual inputs.

Another category of methods use pre-trained multimodal models, which have shown great success in joint visual and language understanding (Radford et al., 2021). This has made tremendous progress towards creating a general RL agent (Zeng et al., 2022; Khandelwal et al., 2022; Nair et al., 2022b; Khandelwal et al., 2022; Shridhar et al., 2022a). For example, CLIPort (Shridhar et al., 2022a) uses CLIP (Radford et al., 2021) vision encoder and language encoder to solve manipulation tasks. However, a drawback is that they come with limited language understanding compared to pure language-only pre-trained models like BERT (Devlin et al., 2018), lacking the ability to follow long and detailed instructions. In addition, the representations of visual input and textual input are often disjointly learned, so such methods typically require designing specialized network architectures on top of the pre-trained models to fuse them together.

To address the above challenges, we introduce *InstructRL*,

¹UC Berkeley ²Google Research. Correspondence to: Hao Liu <hao.liu@cs.berkeley.edu>.

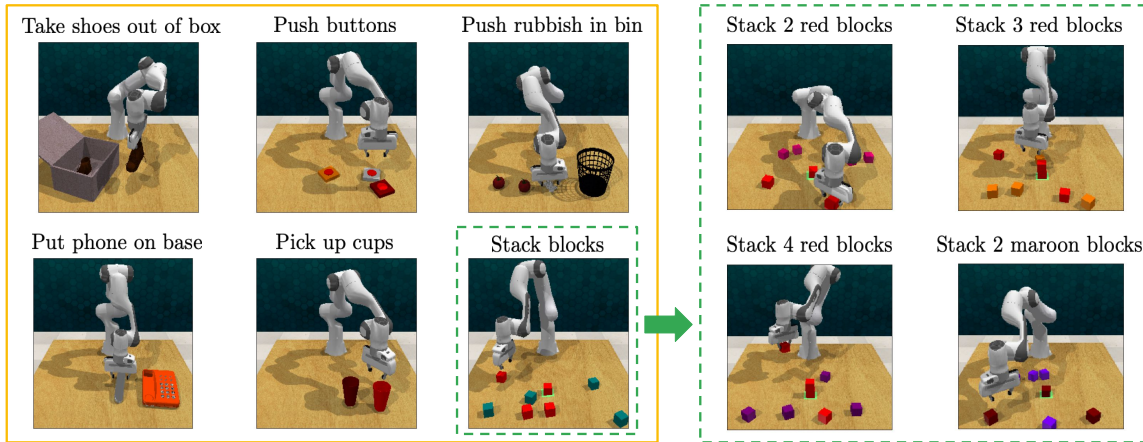


Figure 1. Examples of RL Bench tasks considered in this work. **Left:** *InstructRL* can perform multiple tasks from RL Bench given language instructions, by leveraging the representations of a pre-trained multimodal transformer model, and learning a transformer policy. **Right:** Each task can be composed of multiple variations that share the same skills but differ in objects. For example, in the block stacking task, *InstructRL* can generalize to varying colors and ordering of the blocks.

a simple yet effective method based on the multimodal transformer (Vaswani et al., 2017; Tsai et al., 2019). It first encodes fine-grained cross-modal alignment between vision and language using a pre-trained multimodal transformer (Geng et al., 2022), which is a large masked autoencoding transformer (Vaswani et al., 2017; He et al., 2022) jointly trained on image-text (Changpinyo et al., 2021; Thomee et al., 2016) and text-only data (Devlin et al., 2018). The generic representations of each camera and instructions form a sequence, and are concatenated with the embeddings of proprioception data and actions. These tokens are fed into a multimodal transformer-based policy, which jointly models dependencies between the current and past observations, and cross-modal alignment between instruction and views from multiple cameras. Based on the output representations from our multimodal transformer, we predict 7-DoF actions, *i.e.*, position, rotation, and state of the gripper.

We evaluate *InstructRL* on RL Bench (James et al., 2020), measuring capabilities for single-task learning, multi-task learning, multi-variation generalization, long instructions following, and model scalability. On all 74 tasks which belong to 9 categories (see Figure 1 for example tasks), our *InstructRL* significantly outperforms state-of-the-art models (Shridhar et al., 2022a; Guhur et al., 2022; Liu et al., 2022), demonstrating the effectiveness of combining pretrained language and vision representations. Moreover, *InstructRL* not only excels in following basic language instructions, but is also able to benefit from human-written long and detailed language instructions. We also demonstrate that *InstructRL* generalizes to new instructions that represent different variations of the task that are unseen during training, and shows excellent model scalability with performance continuing to increase with larger model size.

2. Problem Definition

We consider the problem of robotic manipulation from visual observations and natural language instructions (see Figure 1 and Table 6 in Appendix for examples). We assume the agent receives a natural language instruction $\mathbf{x} := \{x_1, \dots, x_n\}$ consisting of n text tokens. At each timestep t , the agent receives a visual observation $o_t \in \mathcal{O}$ and takes an action $a_t \in \mathcal{A}$ in order to solve the task specified by the instruction.

We parameterize the policy $\pi(a_t | \mathbf{x}, \{o_i\}_{i=1}^t, \{a_i\}_{i=1}^{t-1})$ as a transformer model, which is conditioned on the instruction \mathbf{x} , observations $\{o_i\}_{i=1}^t$, and previous actions $\{a_i\}_{i=1}^{t-1}$. For robotic control, we use macro steps (James & Davison, 2022), which are key turning points in the action trajectory where the gripper changes its state (open/close) or the joint velocities are set to near zero. Following James & Davison (2022), we employ an inverse-kinematics based controller to find a trajectory between macro-steps. In this way, the sequence length of an episode is significantly reduced from hundreds of small steps to typically less than 10 macro steps.

Observation space: Each observation o_t consists of images $\{c_t^k\}_{k=1}^K$ taken from K different camera viewpoints, as well as proprioception data $o_t^p \in \mathbb{R}^4$. Each image c_t^k is an RGB image of size $256 \times 256 \times 3$. We use $K = 3$ camera viewpoints located on the robot’s wrist, left shoulder, and right shoulder. The proprioception data o_t^p consists of 4 scalar values: gripper open, left finger joint position, right finger joint position, and timestep of the action sequence. Note that we do not use point cloud data in order for our method to be more flexibly applied to other domains. Since RL Bench consists of sparse-reward and challenging tasks, using point cloud data can benefit performance (James & Davison, 2022; Guhur et al., 2022), but we leave this as

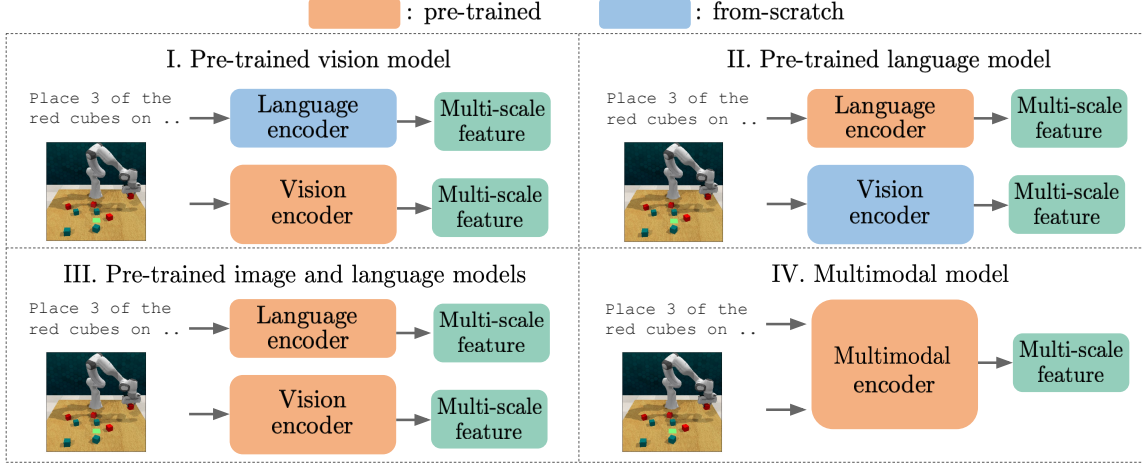


Figure 2. Different frameworks of leveraging pre-trained representations for instruction-following agents. In prior work, additional training-from-scratch is needed to combine the representations of text and image from (I) a pre-trained vision model, (II) a pre-trained language model, or (III) both pre-trained language model and vision model. In contrast, *InstructRL* extracts generic representations from (IV) a simple and unified multimodal model pretrained on aligned image-text and unaligned text data.

future work.

Action space: Following the standard setup in RL-Bench (James & Davison, 2022), each action $a_t := (p_t, q_t, g_t)$ consists of the desired gripper position $p_t = (x_t, y_t, z_t)$ in Cartesian coordinates and quaternion $q_t = (q_t^0, q_t^1, q_t^2, q_t^3)$ relative to the base frame, and the gripper state g_t indicating whether the gripper is open or closed. An object is grasped when it is located in between the gripper’s two fingers and the gripper is closing its grasp. The execution of an action is achieved by a motion planner in RL-Bench.

3. InstructRL

We propose a unified architecture for robotic tasks called *InstructRL*, which is shown in Figure 3. It consists of two modules: a pre-trained multimodal masked autoencoder (He et al., 2022; Geng et al., 2022) to encode instructions and visual observations, and a transformer-based (Vaswani et al., 2017) policy that predicts actions. First, the feature encoding module (Sec. 3.1) generates token embeddings for language instructions $\{x_j\}_{j=1}^n$, observations $\{o_i\}_{i=1}^t$, and previous actions $\{a_i\}_{i=1}^{t-1}$. Then, given the token embeddings, the multimodal transformer policy (Sec. 3.2) learns relationships between the instruction, image observations, and the history of past observations and actions, in order to predict the next action a_t .

3.1. Multimodal Representation

We encode the instruction and visual observations using a pre-trained multimodal transformer encoder, as shown in Figure 3. Specifically, we use a pre-trained multi-

modal masked autoencoder (M3AE) (Geng et al., 2022) encoder, which is a large transformer-based architecture based on ViT (Dosovitskiy et al., 2020) and BERT (Devlin et al., 2018). Specifically M3AE (Geng et al., 2022) is a transformer-based architecture that learns a unified encoder for both vision and language data via masked token prediction. It is trained on a large-scale image-text dataset (CC12M (Changpinyo et al., 2021)) and text-only corpus (Devlin et al., 2018) and is able to learn generalizable representations that transfer well to downstream tasks.

Encoding Instructions and Observations. Following the practice of M3AE, we first tokenize the language instructions $\{x_j\}_{j=1}^n$ into embedding vectors and then apply 1D positional encodings. We denote the language instructions as $E_x \in \mathbb{R}^{n \times d}$, where n is the length of language tokens and d is the embedding dimension.

We divide each image observation in $\{c_t^k\}_{k=1}^K$ into image patches, and use a linear projection to convert them to image embeddings that have the same dimension as the language embeddings. Then, we apply 2D positional encodings. Each image is represented as $E_c \in \mathbb{R}^{l_c \times d_e}$ where l_c is the length of image patches tokens and d_e is the embedding dimension.

The image embeddings and text embeddings are then concatenated along the sequence dimension: $E = \text{concat}(E_c, E_x) \in \mathbb{R}^{(l_c+n) \times d_e}$. The combined language and image embeddings are then processed by a series of transformer blocks to obtain the final representation $\hat{o}_t^k \in \mathbb{R}^{(l_c+n) \times d_e}$. Following the practice of ViT and M3AE, we also apply average pooling on the sequence length dimension of \hat{o}_t^k to get $o_t^k \in \mathbb{R}^{d_e}$ as the final representation of the k -th camera image c_t^k and the instruction. We use multi-scale features $h_t^k \in \mathbb{R}^d$ which are a concatenation

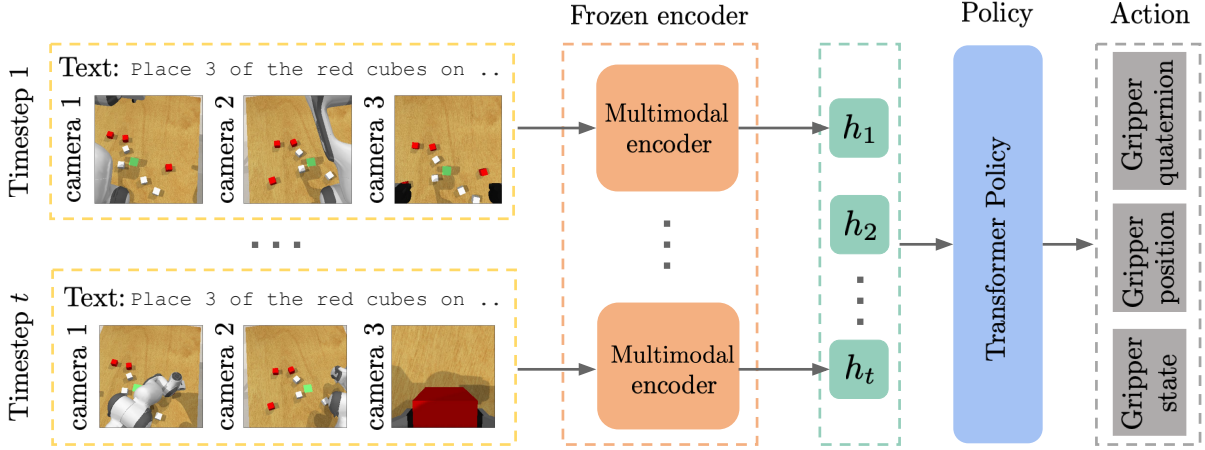


Figure 3. *InstructRL* is composed of a multimodal transformer and a transformer-based policy. First, the instruction (text) and multi-view image observations are jointly encoded using the pre-trained multimodal transformer. Next, the sequence of representations and a history of actions are encoded by the transformer-based policy to predict the next action.

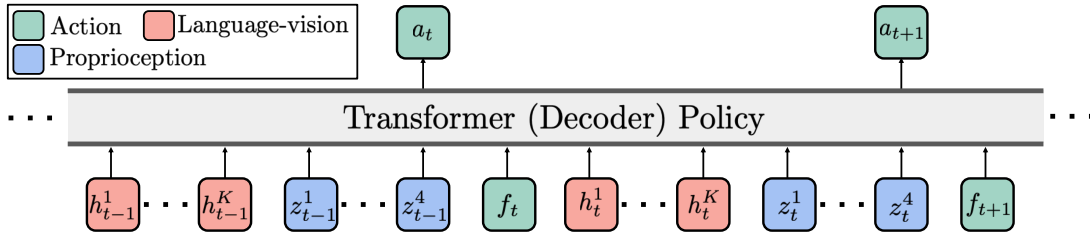


Figure 4. The architecture of the transformer policy. The model is conditioned on a history of language-vision representations and actions to predict the next action.

of all intermediate layer representations, where the feature dimension $d = L * d_e$ equals the number of intermediate layers L times embedding dimension d_e . Finally, we can get the representations over all K camera viewpoints $h_t = \{h_t^1, \dots, h_t^K\} \in \mathbb{R}^{K \times d}$ as the representation of the vision-language input.

Encoding Proprioceptions and Actions. The proprioception data $o_t^p \in \mathbb{R}^4$ is encoded with a linear layer to upsample the input dimension to d (i.e., each scalar in o_t^p is mapped to \mathbb{R}^d) to get a representation $z_t = \{z_t^1, \dots, z_t^4\} \in \mathbb{R}^{4 \times d}$ all each state in o_t^p . Similarly, the action is projected to feature space $f_t \in \mathbb{R}^d$.

3.2. Transformer-based Policy

We consider a context-conditional policy, which takes all encoded instructions, observations and actions as input, i.e., $\{(h_i, z_i)\}_{i=1}^t$ and $\{f_i\}_{i=1}^{t-1}$. By default, we use context length 4 throughout the paper (i.e., $4(K + 5)$ embeddings are processed by the transformer policy). This enables learning relationships among views from multiple cameras, the current observations and instructions, and between the current observations and history for action prediction. The

architecture of transformer policy is illustrated in Figure 4.

We pass the output embeddings of the transformer into a feature map to predict the next action $a_t = [p_t; q_t; g_t]$. We use behavioral cloning to train the models. In RL Bench, we generate D , a collection of N successful demonstrations for each task. Each demonstration $\delta \in D$ is composed of a sequence of (maximum) T macro-steps with observations $\{o_i\}_{i=1}^T$, actions $\{a_i^*\}_{i=1}^T$ and instructions $\{x_i\}_{i=1}^n$. We minimize a loss function \mathcal{L} over a batch of demonstrations $B = \{\delta_j\}_{j=1}^{|B|} \subset D$. The loss function is the mean-square error (MSE) on the gripper’s action:

$$\mathcal{L} = \frac{1}{|B|} \sum_{\delta \in B} \left[\sum_{t \leq T} \text{MSE}(a_t, a_t^*) \right]. \quad (1)$$

4. Experimental Setup

To evaluate the effectiveness of our method, we run experiments on RL Bench (James et al., 2020), a benchmark of robotic manipulation task (see Figure 1). We use the same setup as in (Guhur et al., 2022), including the same set of 74 tasks with 100 demonstrations per task for training, and the

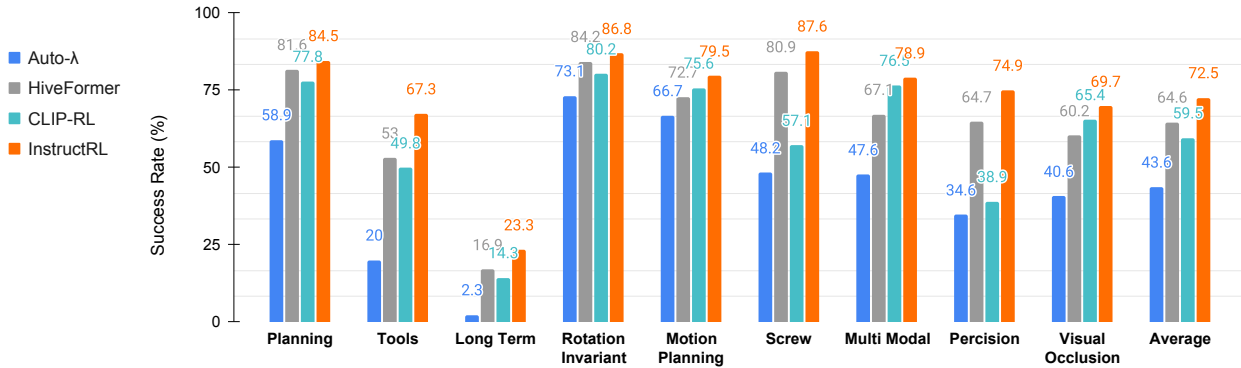


Figure 5. Single-task performance on 74 RL Bench tasks from James et al. (2020); Guhur et al. (2022) grouped into 9 categories.

same set of instructions for training and inference, unless stated otherwise. The 74 tasks are grouped into 9 categories according to their key challenges such as requiring planning or has visual occlusion (see Appendix A.7 for each category’s description and list of tasks and Table 6 for each task’s instruction.).

For each task, there are a number of possible *variations*, such as the shapes, colors, and ordering of objects; the initial object positions; and the goal of the task. These variations are randomized at the start of each episode, during both training and evaluation. Based on the task and variation, the environment generates a natural language task instruction using a language template (see Appendix A.3).

We compare *InstructRL* with strong baseline methods from three categories:

- *RL with pre-trained language model*: **HiveFormer** (Guhur et al., 2022) is a state-of-the-art method for instruction-following agents that uses a multimodal transformer to encode multi-camera views, point clouds, proprioception data, and language representations from a pre-trained CLIP language encoder (Radford et al., 2021). We report the published results of HiveFormer unless otherwise mentioned.
- *RL with pre-trained vision and language model*: **CLIP-RL** is inspired by CLIPort (Shridhar et al., 2022a), which demonstrates the effectiveness of CLIP for robotic manipulation. CLIP-RL uses concatenated visual and language-representations from a pre-trained CLIP model. Similar to *InstructRL*, CLIP-RL uses multi-scale features by concatenating intermediate layer representations, and is trained using the same hyperparameters.

InstructRL uses the official pre-trained Multimodal Masked Autoencoder (M3AE) model (Geng et al., 2022), which is pretrained on a combination of 12 millions aligned image-text (Changpinyo et al., 2021) and text-only corpus (Devlin

et al., 2018). CLIP-RL uses the official pre-trained CLIP models trained on 100 millions aligned image-text (Thomee et al., 2016). See Appendix A.2 for more details about the pre-training datasets.

All models are trained for 100K iterations. For evaluation, we measure the per-task success rate for 500 episodes per task. Further implementation and training details can be found in Appendix A.1.

5. Experimental Results

We evaluate the methods on single-task performance (Figure 5), multi-task performance (Figure 6), generalization to unseen instructions and variations (Figure 7), and scalability to larger model size (Figure 8). In all metrics, we find that *InstructRL* outperforms state-of-the-art baselines despite being a simpler method.

Single-task performance. Figure 5 shows that, across all 9 categories of tasks, *InstructRL* performs on par or better than all state-of-the-art baselines. On average, *InstructRL* significantly outperforms prior work despite being much simpler.

Multi-task performance. In the multi-task setting, each model is trained on a set of tasks and then evaluated on each of the training tasks. In Figure 6, we further evaluate multi-task performance on all 74 RL Bench tasks, and see that *InstructRL* outperforms CLIP-RL in most categories. These results demonstrate the transferability of multimodal models to diverse multi-task settings.

Generalization to unseen instructions and variations. In Figure 7, we report the performance on the *Push Buttons* task, which requires the agent to push colored buttons in a specified sequential order given in the instruction. In this task, instructions are necessary to solve the unseen task variations correctly (*e.g.*, pushing the buttons in a blue-red-green vs. red-green-blue order cannot be inferred from

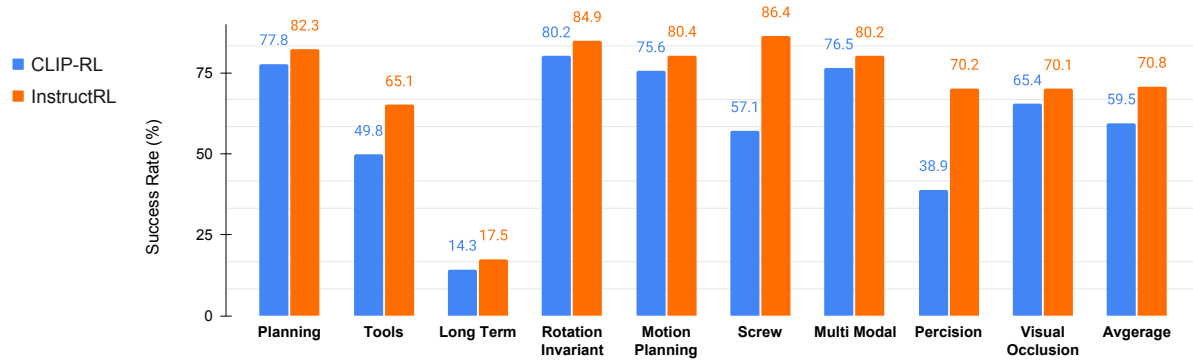


Figure 6. Multi-task performance on all 74 RL Bench tasks grouped into 9 categories.

	# Demos per Variation	Performance (Success %)		
		HiveFormer	CLIP-RL	InstructRL
Seen Instr.	10	96.8	95.4	97.8
	50	99.6	98.7	100.
	100	100.	100.	100.
Unseen Instr.	10	73.1	76.8	81.5
	50	83.3	84.5	89.4
	100	86.4	85.4	88.9

Figure 7. Success (%) for seen and unseen instructions

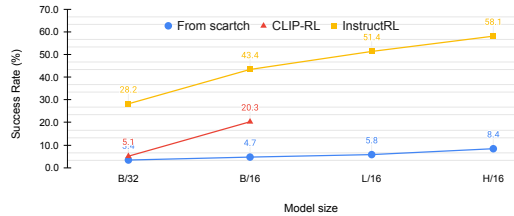


Figure 8. Multi-task performance vs. model size

Figure 9. (a): Performance on the *Push Buttons* task, which has many variations on the ordering of colored buttons. *InstructRL* achieves higher performance on both seen and unseen instructions, even with only 10 training demonstrations per variation. (b): We compare four different model sizes of the transformer encoder. All methods are evaluated on multi-task performance across 14 selected tasks (listed in Appendix A.5). *InstructRL* scales well with larger model size.

only looking at the scene). We evaluate the models on instructions that are both seen and unseen during training; unseen instructions can contain new colors, or an unseen ordering of colors. We see that *InstructRL* achieves higher performance on both seen and unseen instructions, even in the most challenging case where only 10 demonstrations are available per variation.

Scalability to larger model size. One of the key benefits of pre-trained models is that we can use a huge amount of pre-training data that is typically not affordable in RL and robot learning scenarios. In Figure 8, we evaluate different model sizes on multi-task performance across 14 selected tasks (listed in Appendix A.5). For fair comparison with training-from-scratch, we fix the size of the transformer-based policy, and only vary the size of the transformer encoder. We compare four model sizes: B/32, B/16, L/16, and H/16, where “B” denotes ViT-base; “L” denotes ViT-large; “H” denotes ViT-huge; and “16” and “32” denote patch sizes 16 and 32, respectively.

Both CLIP-RL and *InstructRL* improve with larger model size, but *InstructRL* shows better scalability.¹ On the other

¹We only report the performances of CLIP-RL with B/32 and B/16, since the larger models (L/16 and H/16) are not provided in

hand, learning-from-scratch is unable to benefit from larger model capacity; in fact, a strong weight decay was needed to prevent this baseline from overfitting to the limited data.

6. Ablation Study

Instructions are more effective with multimodal models.

Table 1 shows models trained with and without instructions, on 10 RL Bench tasks from Guhur et al. (2022); Liu et al. (2022). While using instructions improves the performance of all methods, they are most effective with *InstructRL*. This is not surprising, as the CLIP language encoder in HiveFormer was not pre-trained on large text corpora. One can pair CLIP with a large language model such as BERT, but doing so can often hurt performance (Guhur et al., 2022) due to the language representations not being aligned with the visual representations. On the other hand, *InstructRL* shows the strongest performance due to using the M3AE encoder, which was trained on both image-text and text-only data.

Detailed instructions require language understanding.

In Table 2, we also evaluate the methods on longer and the open-source released models.

Table 1. Success rates (%) of all methods with and without instructions on 10 RL Bench tasks.

	Pick & Lift	Pick-Up Cup	Push Button	Put Knife	Put Money	Reach Target	Slide Block	Stack Wine	Take Money	Take Umbrella	Avg.
HiveFormer	92.2	77.1	99.6	69.7	96.2	100	95.4	81.9	82.1	90.1	88.4
CLIP-RL w/o inst	78.3	65.1	87.6	42	44.5	98.9	52.9	28.9	41.2	45.1	58.5
CLIP-RL	80.4	72.4	95.2	72.1	62.1	100	56.8	56.5	69.1	78.8	74.3
InstructRL w/o inst	75.9	61.2	85.3	48.9	48.9	98.7	54.5	29.5	43.2	47.8	59.4
InstructRL	97.8	84.5	99.5	84.5	98.7	100	97.5	93.2	89.8	92.94	93.8

Table 2. Comparison between using default instructions vs. longer and more detailed instructions.

	Push Buttons			Light Bulb In		
	Default	Tuned Short Inst	Tuned Long Inst	Default	Tuned Short Inst	Tuned Long Inst
BERT-RL	41.3	43.1	46.1	13.6	12.2	15.9
CLIP-RL	45.4	51.2	N/A	16.4	20.2	N/A
InstructRL	52.6	53.2	63.7	22.6	26.1	31.8

Table 3. Longer instructions for Push Buttons and Stack Blocks.

Task	Instructions type	Example instructions
Push Buttons	Default	Push the red button, then push the green button, then push the yellow button
	Short Tuned Inst	Move the gripper close to red button, then push the red button, after that, move the gripper close to the green button to push the green button, finally, move the gripper close to the yellow button to push the yellow button.
	Long Tuned Inst	Move the white gripper closer to red button, then push red button down, after pushing red button, pull the white gripper up and move the gripper closer to green button, then push green button down, after pushing green button, pull the white gripper up and move the gripper closer to the yellow button, then push yellow button down
Stack Blocks	Default	Place 3 of the red cubes on top of each other
	Short Tuned Inst	Choose a red cube as the stack base, then pick another red cube and place it onto the red cube stack, repeat until the stack has 3 red cubes.
	Long Tuned Inst	Choose a red cube as the stack base, then pick another red cube and place it onto the red cube stack, then move the white gripper to pick another red cube and place it onto the red cube stack, repeat until the stack has 3 red cubes.

more detailed instructions, which include step-by-step instructions specific to the task (see Table 3 for examples). The detailed instructions are automatically generated using a template that contains more details than the default instruction template from RL Bench (“Default”). Each “Tuned Short Instruction” has maximum token length 77 (to be compatible with CLIP’s language encoder), while each “Tuned Long Instruction” can have up to 256 tokens (to be compatible with *InstructRL*).

We compare *InstructRL* with CLIP-RL, which uses concatenated visual- and language-representations from CLIP, as well as a variant of CLIP-RL called BERT-RL, which uses a BERT language encoder and a trained-from-scratch vision encoder. Generally across all methods, we can see that performance increases with longer and more detailed instructions, which implies that the pre-trained language encoders can extract task-relevant information from language instructions. *InstructRL* achieves the best performance, especially with longer instructions (e.g., *InstructRL* achieves 63.7 vs. 46.1 from BERT-RL, on the *Push Buttons* task with Tuned Long Instructions).

Multimodal Fusion. How to fuse representations from multimodal data is one of the key design choices in *InstructRL*.

In Figure 10, we compare variants of *InstructRL* with other fusion strategies: *Concat* runs the encoder twice to obtain vision and language representation separately, then concatenates them together. *FiLM* (Perez et al., 2018) fuses vision and language features layer-wisely before concatenating them together. *Default* refers to *InstructRL* where language and vision are encoded once to obtain joint representations. We see that using a joint representation of language and vision inputs is critical for performance.

History Context Encoding. The flexibility of the transformer architecture allows us to encode multiple past steps. To investigate the benefit of utilizing historical information, we ablate the history context length. Figure 11 shows that there is a steady increase in performance when we increase the context length. However, using a longer context requires more compute and memory (e.g., increasing the context length from 4 to 8 adds about 20% longer training time on one task). Thus, we choose a context length of 4 for computational efficiency.

Multi-Scale Features. In Figure 12, we compare the performance of *InstructRL* with features selected from different layers. The results show that using a combination of intermediate representations is most effective.

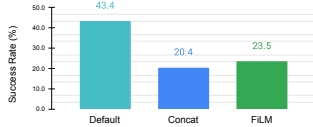


Figure 10. Fusion strategies

Length	Success %
1	55.1
2	56.2
4	58.1
8	60.3

Figure 11. History context lengths

Representation selection	Success Rate
Last Layer	47.1
Second-to-Last Layer	46.3
Concat Last Eight Layers	48.4
Concat First Eight Layers	45.1
Concat All 24 Hidden Layers	51.4

Figure 12. Feature selection

Figure 13. Ablations of *InstructRL* evaluated on the 14 selected tasks listed in Appendix A.5. We report the average success % over all tasks. (a): Performance of *InstructRL* with different strategies for fusing the language and vision features. (b): Effect of history context length on the performance of *InstructRL*. (c): *InstructRL* with features selected from different layers.

7. Related Work

Language Models based Instruction-Following Agents.

Pre-trained language models have been shown to improve the generalization capabilities of language-conditioned agents to new instructions and to new low-level tasks (Lynch & Sermanet, 2020; Hill et al., 2020; Nair et al., 2022a; Jang et al., 2022; Ahn et al., 2022; Huang et al., 2022). Some prior work use prompt engineering with large language models (Brown et al., 2020; Chowdhery et al., 2022) to extract temporally extended plans over predefined skills (Huang et al., 2022; Ahn et al., 2022; Jiang et al., 2022), similar to work that decomposes high-level actions into sub-goals (Team et al., 2021). These work rely purely on language models to drive agents and require converting observations into language through predefined APIs. Others combine pre-trained language representations with visual inputs (Jang et al., 2022; Lynch & Sermanet, 2020; Team et al., 2021; Khandelwal et al., 2022) using specialized architectures such as UNet (Ronneberger et al., 2015) and FiLM (Perez et al., 2018). Such approaches have demonstrated success in solving challenging robotic manipulation benchmarks (Guhur et al., 2022; Shridhar et al., 2022b). In this work, we argue that using multimodal representations with RL can achieve superior performance in solving complex language-specified tasks, and show that our proposed approach enjoys better scalability and simpler architecture. Our work is also complementary to prompt-based methods, e.g., SayCan (Ahn et al., 2022). This work focuses on improving the mapping from language instructions to robot actions, and we expect that combining our approach with prompt-based methods can achieve greater success.

Multimodal Models based Instruction-Following Agents.

There have been strong interests in leveraging pre-trained multimodal models for language-conditioned RL (Shridhar et al., 2022a; Zeng et al., 2022; Khandelwal et al., 2022), motivated by the effectiveness of multimodal models such as CLIP (Radford et al., 2021). However, these methods use disentangled pipelines for visual and language input, with the language primarily being used to guide perception. Our work uses multimodal models that

comes with better grounding text-to-visual content (Geng et al., 2022). The effectiveness of such multimodal models enables a simple final model, which is a multimodal transformer followed by a transformer-based policy. While using pretrained multimodal models has been explored in grounded navigation (Guhur et al., 2021; Hao et al., 2020; Majumdar et al., 2020; Shah et al., 2022), our work focuses on manipulation tasks which have combinatorial complexity (composition of objects/actions). Moreover, in contrast to these methods, our method *InstructRL* is a simple architecture that scales well to large-scale tasks and can directly merge long complex language instructions with visual input.

Transformer-based Policy for Decision Making.

Transformers (Vaswani et al., 2017) have led to significant gains in natural language processing (Devlin et al., 2018; Brown et al., 2020), computer vision (Dosovitskiy et al., 2020; He et al., 2022) and related fields (Lu et al., 2019; Radford et al., 2021; Geng et al., 2022). They have also been used in the context of supervised reinforcement learning (Chen et al., 2021a; Reed et al., 2022), vision-language navigation (Chen et al., 2021b; Shah et al., 2022), robot learning and behavior cloning from noisy demonstrations (Shafullah et al., 2022; Cui et al., 2022), and language-conditioned RL (Guhur et al., 2022; Shridhar et al., 2022a). In relation to them, our work propose using a multimodal transformer based decision making agent and achieve state-of-the-arts in instruction-following on RLBench.

8. Conclusion

In this paper, we propose *InstructRL*, a novel transformer-based instruction-following method. *InstructRL* has a simple and scalable architecture which consists of a pre-trained multimodal transformer and a transformer-based policy. Despite its simplicity, extensive experimental results show that *InstructRL* significantly outperforms prior state-of-the-art instruction-following methods. As *InstructRL* achieves state-of-the-art results across a wide range of tasks and scales well with model capacity, applying our approach to a larger scale of real-world problems would be an interesting

future work.

Acknowledgment

We would like to thank Ademiloluwa Adeniji, Younggyo Seo, Xinyang Geng, Fangchen Liu, Stephen James, and Olivia Watkins as well as members in Berkeley AI Research (BAIR), Google Research and Robotics for helpful discussion and suggestions. This research is partially supported by compute resources from Google TPU Research Cloud.

References

- Ahn, M., Brohan, A., Brown, N., Chebotar, Y., Cortes, O., David, B., Finn, C., Gopalakrishnan, K., Hausman, K., Herzog, A., et al. Do as i can, not as i say: Grounding language in robotic affordances. *arXiv preprint arXiv:2204.01691*, 2022.
- Brown, T., Mann, B., Ryder, N., Subbiah, M., Kaplan, J. D., Dhariwal, P., Neelakantan, A., Shyam, P., Sastry, G., Askell, A., et al. Language models are few-shot learners. *Advances in neural information processing systems*, 33: 1877–1901, 2020.
- Changpinyo, S., Sharma, P., Ding, N., and Soricut, R. Conceptual 12m: Pushing web-scale image-text pre-training to recognize long-tail visual concepts. In *IEEE Conference on Computer Vision and Pattern Recognition*, 2021.
- Chen, L., Lu, K., Rajeswaran, A., Lee, K., Grover, A., Laskin, M., Abbeel, P., Srinivas, A., and Mordatch, I. Decision transformer: Reinforcement learning via sequence modeling. *Advances in neural information processing systems*, 34:15084–15097, 2021a.
- Chen, S., Guhur, P.-L., Schmid, C., and Laptev, I. History aware multimodal transformer for vision-and-language navigation. *Advances in Neural Information Processing Systems*, 34:5834–5847, 2021b.
- Chowdhery, A., Narang, S., Devlin, J., Bosma, M., Mishra, G., Roberts, A., Barham, P., Chung, H. W., Sutton, C., Gehrmann, S., et al. Palm: Scaling language modeling with pathways. *arXiv preprint arXiv:2204.02311*, 2022.
- Cui, Z. J., Wang, Y., Muhammad, N., Pinto, L., et al. From play to policy: Conditional behavior generation from uncurated robot data. *arXiv preprint arXiv:2210.10047*, 2022.
- Desai, K., Kaul, G., Aysola, Z., and Johnson, J. Redcaps: Web-curated image-text data created by the people, for the people. In *Advances in neural information processing systems*, 2021.
- Devlin, J., Chang, M.-W., Lee, K., and Toutanova, K. Bert: Pre-training of deep bidirectional transformers for language understanding. *arXiv preprint arXiv:1810.04805*, 2018.
- Dosovitskiy, A., Beyer, L., Kolesnikov, A., Weissenborn, D., Zhai, X., Unterthiner, T., Dehghani, M., Minderer, M., Heigold, G., Gelly, S., et al. An image is worth 16x16 words: Transformers for image recognition at scale. *arXiv preprint arXiv:2010.11929*, 2020.
- Geng, X., Liu, H., Lee, L., Schuurams, D., Levine, S., and Abbeel, P. Multimodal masked autoencoders learn transferable representations. *arXiv preprint arXiv:2205.14204*, 2022.
- Guhur, P.-L., Tapaswi, M., Chen, S., Laptev, I., and Schmid, C. Airbert: In-domain pretraining for vision-and-language navigation. In *Proceedings of the IEEE/CVF International Conference on Computer Vision*, pp. 1634–1643, 2021.
- Guhur, P.-L., Chen, S., Garcia, R., Tapaswi, M., Laptev, I., and Schmid, C. Instruction-driven history-aware policies for robotic manipulations. *arXiv preprint arXiv:2209.04899*, 2022.
- Hao, W., Li, C., Li, X., Carin, L., and Gao, J. Towards learning a generic agent for vision-and-language navigation via pre-training. In *Proceedings of the IEEE/CVF Conference on Computer Vision and Pattern Recognition*, pp. 13137–13146, 2020.
- He, K., Chen, X., Xie, S., Li, Y., Dollár, P., and Girshick, R. Masked autoencoders are scalable vision learners. In *Proceedings of the IEEE/CVF Conference on Computer Vision and Pattern Recognition*, pp. 16000–16009, 2022.
- Hill, F., Mokra, S., Wong, N., and Harley, T. Human instruction-following with deep reinforcement learning via transfer-learning from text. *arXiv preprint arXiv:2005.09382*, 2020.
- Huang, W., Abbeel, P., Pathak, D., and Mordatch, I. Language models as zero-shot planners: Extracting actionable knowledge for embodied agents. *arXiv preprint arXiv:2201.07207*, 2022.
- James, S. and Davison, A. J. Q-attention: Enabling efficient learning for vision-based robotic manipulation. *IEEE Robotics and Automation Letters*, 7(2):1612–1619, 2022.
- James, S., Ma, Z., Arrojo, D. R., and Davison, A. J. Rlbench: The robot learning benchmark & learning environment. *IEEE Robotics and Automation Letters*, 5(2):3019–3026, 2020.

- Jang, E., Irpan, A., Khansari, M., Kappler, D., Ebert, F., Lynch, C., Levine, S., and Finn, C. Bc-z: Zero-shot task generalization with robotic imitation learning. In *Conference on Robot Learning*, pp. 991–1002. PMLR, 2022.
- Jiang, Y., Gupta, A., Zhang, Z., Wang, G., Dou, Y., Chen, Y., Fei-Fei, L., Anandkumar, A., Zhu, Y., and Fan, L. Vima: General robot manipulation with multimodal prompts. *arXiv preprint arXiv:2210.03094*, 2022.
- Khandelwal, A., Weihs, L., Mottaghi, R., and Kembhavi, A. Simple but effective: Clip embeddings for embodied ai. In *Proceedings of the IEEE/CVF Conference on Computer Vision and Pattern Recognition*, pp. 14829–14838, 2022.
- Kingma, D. P. and Ba, J. Adam: A method for stochastic optimization. In *International Conference on Learning Representations*, 2015.
- Liu, S., James, S., Davison, A. J., and Johns, E. Auto-lambda: Disentangling dynamic task relationships. *arXiv preprint arXiv: Arxiv-2202.03091*, 2022.
- Loshchilov, I. and Hutter, F. Decoupled weight decay regularization. *arXiv preprint arXiv:1711.05101*, 2017.
- Lu, J., Batra, D., Parikh, D., and Lee, S. Vilbert: Pre-training task-agnostic visiolinguistic representations for vision-and-language tasks. *Advances in neural information processing systems*, 32, 2019.
- Lynch, C. and Sermanet, P. Language conditioned imitation learning over unstructured data. *arXiv preprint arXiv:2005.07648*, 2020.
- Majumdar, A., Shrivastava, A., Lee, S., Anderson, P., Parikh, D., and Batra, D. Improving vision-and-language navigation with image-text pairs from the web. In *European Conference on Computer Vision*, pp. 259–274. Springer, 2020.
- Mandlekar, A., Xu, D., Wong, J., Nasiriany, S., Wang, C., Kulkarni, R., Fei-Fei, L., Savarese, S., Zhu, Y., and Martín-Martín, R. What matters in learning from offline human demonstrations for robot manipulation. *arXiv preprint arXiv:2108.03298*, 2021.
- Nair, S., Mitchell, E., Chen, K., Savarese, S., Finn, C., et al. Learning language-conditioned robot behavior from offline data and crowd-sourced annotation. In *Conference on Robot Learning*, pp. 1303–1315. PMLR, 2022a.
- Nair, S., Rajeswaran, A., Kumar, V., Finn, C., and Gupta, A. R3m: A universal visual representation for robot manipulation. *arXiv preprint arXiv:2203.12601*, 2022b.
- Perez, E., Strub, F., De Vries, H., Dumoulin, V., and Courville, A. Film: Visual reasoning with a general conditioning layer. In *Proceedings of the AAAI Conference on Artificial Intelligence*, volume 32, 2018.
- Radford, A., Kim, J. W., Hallacy, C., Ramesh, A., Goh, G., Agarwal, S., Sastry, G., Askell, A., Mishkin, P., Clark, J., et al. Learning transferable visual models from natural language supervision. In *International Conference on Machine Learning*, pp. 8748–8763. PMLR, 2021.
- Reed, S., Zolna, K., Parisotto, E., Colmenarejo, S. G., Novikov, A., Barth-Maron, G., Gimenez, M., Sulsky, Y., Kay, J., Springenberg, J. T., et al. A generalist agent. *arXiv preprint arXiv:2205.06175*, 2022.
- Ronneberger, O., Fischer, P., and Brox, T. U-net: Convolutional networks for biomedical image segmentation. In *International Conference on Medical image computing and computer-assisted intervention*, pp. 234–241. Springer, 2015.
- Shafiullah, N. M. M., Cui, Z. J., Altanzaya, A., and Pinto, L. Behavior transformers: Cloning k modes with one stone. *arXiv preprint arXiv: Arxiv-2206.11251*, 2022.
- Shah, D., Osinski, B., Ichter, B., and Levine, S. Lmnav: Robotic navigation with large pre-trained models of language, vision, and action. *arXiv preprint arXiv:2207.04429*, 2022.
- Shridhar, M., Manuelli, L., and Fox, D. Cliport: What and where pathways for robotic manipulation. In *Conference on Robot Learning*, pp. 894–906. PMLR, 2022a.
- Shridhar, M., Manuelli, L., and Fox, D. Perceiver-actor: A multi-task transformer for robotic manipulation. *arXiv preprint arXiv:2209.05451*, 2022b.
- Team, D. I. A., Abramson, J., Ahuja, A., Brussee, A., Carnevale, F., Cassin, M., Fischer, F., Georgiev, P., Goldin, A., Harley, T., et al. Creating multimodal interactive agents with imitation and self-supervised learning. *arXiv preprint arXiv:2112.03763*, 2021.
- Thomee, B., Shamma, D. A., Friedland, G., Elizalde, B., Ni, K., Poland, D., Borth, D., and Li, L.-J. Yfcc100m: The new data in multimedia research. *Communications of the ACM*, 59(2):64–73, 2016.
- Tsai, Y.-H. H., Bai, S., Liang, P. P., Kolter, J. Z., Morency, L.-P., and Salakhutdinov, R. Multimodal transformer for unaligned multimodal language sequences. In *Proceedings of the conference. Association for Computational Linguistics. Meeting*, volume 2019, pp. 6558. NIH Public Access, 2019.

Vaswani, A., Shazeer, N., Parmar, N., Uszkoreit, J., Jones, L., Gomez, A. N., Kaiser, Ł., and Polosukhin, I. Attention is all you need. *Advances in neural information processing systems*, 30, 2017.

Zeng, A., Wong, A., Welker, S., Choromanski, K., Tombari, F., Purohit, A., Ryoo, M., Sindhwani, V., Lee, J., Vanhoucke, V., et al. Socratic models: Composing zero-shot multimodal reasoning with language. *arXiv preprint arXiv:2204.00598*, 2022.

Zhu, Y., Kiros, R., Zemel, R., Salakhutdinov, R., Urtsun, R., Torralba, A., and Fidler, S. Aligning books and movies: Towards story-like visual explanations by watching movies and reading books. In *The IEEE International Conference on Computer Vision (ICCV)*, December 2015.

A. Appendix

A.1. Implementation and compute resources

We use the AdamW (Kingma & Ba, 2015; Loshchilov & Hutter, 2017) optimizer with a learning rate of 5×10^{-4} and weight decay $5e - 5$. All models are trained on TPU v3-128 using cloud TPU. Since TPU does not support headless rendering with PyRep² simulators that RL Bench is built upon, we evaluate the models on NVIDIA Tesla V100 SXM2 GPU using headless rendering. Each training batch per device consists of 32 demonstrations sequence with length 4, in total the batch size is 512. All models are trained for 100K iterations. We apply data augmentation in training, including jitter over the RGB images c_t^k .

Our implementation of *InstructRL* is built upon the official JAX implementation of multimodal masked autoencoder (M3AE) (Geng et al., 2022)³, and we use the official pre-trained M3AE models that were pre-trained on CC12M (Changpinyo et al., 2021) and text corpus (Devlin et al., 2018).

Our implementation of CLIP-RL is built upon a JAX CLIP implementation⁴, and we use the official pre-trained CLIP models⁵ for the visual- and language-representations.

Both CLIP-RL and *InstructRL* use ViT-B/16 in all experiments unless otherwise specified. As we demonstrated in experiment section, while the larger models ViT-L/16 and ViT-H/16 can further boost *InstructRL*'s results, we use ViT-B/16 to reduce computation cost and to have apple to apple comparison with baselines.

A.2. Pre-training datasets

A.2.1. M3AE

M3AE is trained on a combination of image-text datasets and text-only datasets. The image-text data includes the publicly available Conceptual Caption 12M (CC12M) (Changpinyo et al., 2021), Redcaps (Desai et al., 2021), and a 15M subset of the YFCC100M (Thomee et al., 2016) selected according to (Radford et al., 2021).

The text-only data includes the publicly available Wikipedia and the Toronto BookCorpus (Zhu et al., 2015). For language data, we use the BERT tokenizer from Huggingface⁶ to tokenize the text. Following Geng et al. (2022), we use 0.5 for text loss weight and 0.75 for text mask ratio. We use 0.1 for text-only loss.

A.2.2. CLIP

CLIP is trained on the publicly available YFCC100M (Thomee et al., 2016) which consists of 100M image-text pairs.

A.3. RL Bench Instructions

We use the task instructions provided in RL Bench. For each task, there are a number of possible *variations*, such as the shapes and colors of objects, the initial object positions, and the goal of the task. Based on the task and variation, the environment generates a natural language task instruction. For example, in the task “*Put groceries in cupboard*”, the generated instruction is of the form “*pick up the OBJECT and place it in the cupboard*” where OBJECT is one of 9 possible grocery items. A full list of RL Bench task instructions can be found at <https://github.com/stepjam/RLBench/tree/master/rlbench/tasks>.

A.4. Evaluation details

In multi-task setting, models are trained on multiple tasks simultaneously and subsequently evaluated on each task independently. In the generalization experiment setting, models are trained on a subset of all variations, then evaluated on unseen task variations.

²<https://github.com/stepjam/PyRep>

³https://github.com/young-geng/m3ae_public

⁴<https://github.com/google-research/scenic/tree/main/scenic/projects/baselines/clip>

⁵<https://github.com/openai/CLIP>

⁶https://huggingface.co/docs/transformers/main_classes/tokenizer

Task	stack blocks		slide block		open drawer		push buttons		meat off grill		put money in safe		stack wine		turn tap	
Number of demonstrations	100	10	100	10	100	10	100	10	100	10	100	10	100	10	100	10
HiveFormer	31%	19%	82%	65%	86%	52%	65%	34%	79%	45%	52%	15%	25%	7%	75%	61%
InstructRL	41%	32%	89%	78%	94%	81%	89%	61%	92%	65%	75%	42%	37%	12%	83%	68%

Table 4. Performance (success rate %) of HiveFormer and *InstructRL* while varying the number of demonstrations. *InstructRL* can use fewer demonstrations to achieve high success rate, while HiveFormer requires more demonstrations.

A.5. Multi-task multi-variation tasks details

For experiments including model scaling (Figure 8) and ablation studies (Figure 13), we selected 14 difficult tasks that have multiple variations: *Stack wine*, *Open drawer*, *Meat off grill*, *Put item in drawer*, *Turn tap*, *Put groceries in cupboard*, *Sort shape*, *Screw bulb in*, *Close jar*, *Stack blocks*, *Put item in safe*, *Insert peg*, *Stack cups*, and *Place cups*.

Each task comes with multiple variations that include objects colors, objects shapes, and the ordering of objects to be interacted with. To make a fair comparison with baselines, we use the slightly modified version of RL Bench from HiveFormer (Guhur et al., 2022). The changes include adding new tasks and improving the motion planner. The full details of each task can be found in RL Bench Github repo⁷ and the HiveFormer Github repo⁸.

A.6. Sample efficiency ablation

In the experiments, we used 100 demonstrations following the same setup as in prior work, and *InstructRL* outperforms prior state-of-the-arts significantly. However, getting 100 demonstrations can be expensive and difficult in many real world tasks. We hypothesize that *InstructRL* can achieve better sample-efficient learning thanks to the multimodal transformer pretrained on large-scale diverse datasets and transformer-based policy.

To study this, we randomly choose a subset of 8 tasks and evaluate the performance using only 10 demonstrations. The results from Table 4 show that *InstructRL* outperforms baselines when using 100 demonstrations or 10 demonstrations. Moreover, using only 10 demonstrations, *InstructRL* achieves competitive or higher success rates than baselines that use 100 demonstrations. For example, on the *stack blocks* task, *InstructRL* using 10 demos achieves 32% success rate while HiveFormer gets 31% using 100 demos. Similarly, on the *open drawer* task, *InstructRL* using 10 demos gets 81% while HiveFormer gets 86% using 100 demos.

The results show that *InstructRL* is more sample efficient than prior state-of-the-arts.

A.7. Task categories details

To compare with baselines including Guhur et al. (2022), our experiments are conducted on the same 74 out of 106 tasks from RL Bench⁷. The 74 tasks can be categorized into 9 task groups according to their key challenges as shown in Table 5.

Task diversity. The 74 tasks RL Bench cover a wide range of challenges that are essential for robot learning, including planning over multiple sub goals (e.g., picking a basket ball and then throwing the ball) and domains where there are multiple possible trajectories to solve a task due to a large affordance area of the target object (e.g., the edge of a cup).

RL Bench employs 3 keys terms: Task, Variation, and Episode. For each task there are one or more variations, and from each variation, an infinite number of episodes can be drawn. Each variation of a task comes with a list of textual descriptions that verbally summarise this variation of the task.

An example showing the distinction between task and variation is Figure 1 and Figure 4 of James et al. (2020).

Task difficulty. RL Bench is a manipulation benchmark that is significantly more difficult than locomotion benchmarks. Some tasks involve precise object manipulation such as ‘put knife on chopping board’ and ‘take usb out of computer’, some tasks require precise grasping such as ‘close laptop lid’ and ‘open and close drawer’, some tasks require solving long horizon tasks that involve many composed sets of actions, for example, the ‘empty dishwasher’ task involves opening the washer door, sliding out the tray, grasping a plate, and then lifting the plate out of the tray. In this work we consider tasks

⁷<https://github.com/stepjam/RLBench/tree/master/rlbench/tasks>

⁸<https://github.com/guhur/RLBench/tree/74427e188cf4984fe63a9c0650747a7f07434337>

that can be grouped into 9 categories, as shown in Table 5, to comprehensively evaluate the effectiveness of *InstructRL*.

In addition to manipulation and perception challenges, RLBench comes with a suite of diverse task instructions that require natural language understanding. RLBench has a large and diverse vocabulary, it has over 100 content words vocabulary size (*e.g.*, table, cup, open, grasp, box, etc) with function words removed, combing with the diverse visual input and complex interactions leads to a suite of challenging instruction-following manipulation tasks.

Group	Challenges	Tasks
Planning	multiple sub-goals (<i>e.g.</i> , picking a basket ball and then throwing the ball)	basketball in hoop, put rubbish in bin, meat off grill, meat on grill, change channel, tv on, tower3, push buttons, stack wine
Tools	a robot must grasp an object to interact with the target object	slide block to target, reach and drag, take frame off hanger, water plants, hang frame on hanger, scoop with spatula, place hanger on rack, move hanger, sweep to dustpan, take plate off colored dish rack, screw nail
Long term	requires more than 10 macro-steps to be completed	wipe desk, stack blocks, take shoes out of box, slide cabinet open and place cups
Rotation-invariant	can be solved without changes in the gripper rotation	reach target, push button, lamp on, lamp off, push buttons, pick and lift, take lid off saucepan
Motion planner	requires precise grasping	toilet seat down, close laptop lid, open box, open drawer, close drawer, close box, phone on base, toilet seat up, put books on bookshelf
Multimodal	can have multiple possible trajectories to solve a task due to a large affordance area of the target object (<i>e.g.</i> , the edge of a cup)	pick up cup, turn tap, lift numbered block, beat the buzz, stack cups
Precision	involves precise object manipulation	take usb out of computer, play jenga, insert onto square peg, take umbrella out of umbrella stand, insert usb in computer, straighten rope, pick and lift small, put knife on chopping board, place shape in shape sorter, take toilet roll off stand, put umbrella in umbrella stand, setup checkers
Screw	requires screwing an object	turn oven on, change clock, open window, open wine bottle
Visual-Occlusion	involves tasks with large objects and thus there are occlusions from certain views	close microwave, close fridge, close grill, open grill, unplug charger, press switch, take money out safe, open microwave, put money in safe, open door, close door, open fridge, open oven, plug charger in power supply

Table 5. RLBench tasks used in our experiments grouped into 9 categories.

B. Instruction templates and generations

Default instructions generation. The default instructions templates are shown in Table 6.

Long instructions generation. The tuned instructions that contain step-by-step and detailed descriptions of objects are shown in Table 7.

InstructRL: Simple yet Effective Instruction-Following Agents with Multimodal Transformer

Task	Variation Type	# Variations	Language Template
basketball in hoop	NA	1	put the ball in the hoop
put rubbish in bin	NA	1	put rubbish in bin
meat off grill	Name	2	take the {chicken, steak} off the grill
meat on grill	Name	2	take the {chicken, steak} on the grill
change channel	Up / Down	2	turn the channel up, down
tv on	NA	1	turn on the TV
push buttons	Ordering & Colors	200	push the {color_name} button, then push the {color_name} button, then ...
stack wine	NA	1	stack wine bottle
slide block to target	NA	1	slide the block to target
reach and drag	Color	20	use the stick to drag the cube onto the {color_name} target
take frame off hanger	NA	1	hang frame on hanger
water plants	NA	1	pick up the watering can by its handle and water the plant
hang frame on hanger	NA	1	hang frame on hanger
scoop with spatula	NA	1	take frame off hanger
place hanger on rack	NA	1	pick up the hanger and place in on the rack
move hanger	NA	1	move hanger onto the other rack
sweep to dustpan	NA	1	sweep dirt to dustpan
take plate off colored dish rack	Colors	20	put the plate between the {color_name} pillars of the dish rack
screw nail	NA	1	screw the nail in to the block
wipe desk	NA	1	wipe dirt off the desk
stack blocks	Number of blocks Colors.	90	stack blocks.to_stack {color_name} blocks
take shoes out of box	NA	1	take shoes out of box
slide cabinet open and place cups	Left / Right	2	put cup in {option} cabinet
reach target	Colors	20	reach the {color_name} target
push button	Colors	18	push the {button_color_name}
lamp on	NA	1	turn on the light
lamp off	NA	1	turn off the light
pick and lift	Colors	20	pick up the {block_color_name} block and lift it up to the target
take lid off saucepan	NA	1	take lid off the saucepan
toilet seat down	NA	1	toilet seat down
close laptop lid	NA	1	close laptop lid
open box	NA	1	open box
open {option} drawer	Bottom / Middle / Top	3	close {option} drawer
close {option} drawer	Bottom / Middle / Top	3	close option drawer
close box	NA	1	close box
phone on base	NA	1	put the phone on the base
toilet seat up	NA	1	toilet seat up
put books on bookshelf	Number	3	put {index} books on bookshelf
pick up cup	Colors	20	pick up the {target_color_name} cup
turn tap	Left / Right	2	turn {option} tap
lift numbered block	Number	3	pick up the block with the number {block_num}
beat the buzz	NA	1	beat the buzz
stack cups	Number of cups. Colors.	3x30	stack {blocks_to_stack} {color_name} cups
take usb out of computer	NA	1	take usb out of computer
play jenga	NA	1	play jenga
insert onto square peg	Colors	20	put the ring on the {color_name} spoke
take umbrella out of umbrella stand	NA	1	take umbrella out of umbrella stand
insert usb in computer	NA	1	insert usb in computer
straighten rope	NA	1	straighten rope
pick and lift small	Shapes ('cube', 'cylinder', 'triangular prism', 'star', 'moon')	5	pick up the {shape_name} and lift it up to the target
put knife on chopping board	NA	1	put the knife on the chopping board
place shape in shape sorter	Shapes ('cube', 'cylinder', 'triangular prism', 'star', 'moon')	5	put the {shape} in the shape sorter
take toilet roll off stand	NA	1	take toilet roll off stand
put umbrella in umbrella stand	NA	1	put umbrella in umbrella stand
setup checkers	Number	3	place the remaining {number} checker in its initial position on the board
turn oven on	NA	1	turn on the oven
change clock	NA	1	change the clock to show time 12.15
open window	NA	1	open left window
open wine bottle	NA	1	open wine bottle
close microwave	NA	1	close microwave
close fridge	NA	1	close fridge
close grill	NA	1	close the grill
open grill	NA	1	open the grill
unplug charger	NA	1	unplug charger
press switch	NA	1	press switch
take money out safe	Number	3	take the money out of the {index} shelf and place it on the table
open microwave	NA	1	open microwave
put money in safe	Number	3	put the money away in the safe on the {index} shelf
open door	NA	1	open the door
close door	NA	1	close the door
open fridge	NA	1	open fridge
open oven	NA	1	open the oven
plug charger in power supply	NA	1	plug charger in power supply

Table 6. Language instructions templates in RL Bench (James et al., 2020).

Task	Variation Type	Num of Variations	Default Language Template	Short Tuned Language Template	Long Tuned Language Template
stack blocks	Number of blocks, colors	90	stack {blocks-to-stack} {color-name} blocks	Move the gripper close to {1st color-name} button, then push the {2nd color-name} button, after that, move the gripper close to the {3rd color-name} button to push the {4th color-name} button, finally, ..., move the gripper close to the {n-th color-name} button to push the {n-th color-name} button.	Move the white gripper closer to {1st color-name} button, then push {2nd color-name} button down, after pushing {3rd color-name} button, pull the white gripper up and move the gripper closer to {4th color-name} button, ..., pull the white gripper up and move the gripper closer to the {nth color-name} button, then push {nth color-name} button down
push but-tons	Ordering of but-tons, colors	200	push {color-name} button, then push the {color-name} button, then ...	Choose a {color-name} cube as stack base, then pick another {color-name} cube and place it onto the {color-name} stack, repeat until the stack has 3 {color-name} cubes.	Choose a {color-name} cube as the stack base, then pick another {color-name} cube and place it onto the {color-name} cube stack, then move the white gripper to pick another {color-name} cube and place it onto the {color-name} cube stack, repeat until the stack has 3 {color-name} cubes.

Table 7. Language instructions templates for tuned instructions used in Table 2 and Table 3.