

DECIMATED PRONY'S METHOD FOR STABLE SUPER-RESOLUTION

Rami Katz

Nuha Diab, Dmitry Batenkov

School of Electrical Engineering
Tel-Aviv University
Tel-Aviv, Israel

Department of Applied Mathematics
Tel-Aviv University
Tel-Aviv, Israel

ABSTRACT

We study recovery of amplitudes and nodes of a finite impulse train from a limited number of equispaced noisy frequency samples. This problem is known as super-resolution (SR) under sparsity constraints and has numerous applications, including direction of arrival and finite rate of innovation sampling. Prony's method is an algebraic technique which fully recovers the signal parameters in the absence of measurement noise. In the presence of noise, Prony's method may experience significant loss of accuracy, especially when the separation between Dirac pulses is smaller than the Nyquist-Shannon-Rayleigh (NSR) limit. In this work we combine Prony's method with a recently established decimation technique for analyzing the SR problem in the regime where the distance between two or more pulses is much smaller than the NSR limit. We show that our approach attains optimal asymptotic stability in the presence of noise. Our result challenges the conventional belief that Prony-type methods tend to be highly numerically unstable.

Index Terms— Prony's method, decimation, sparse super-resolution

1. INTRODUCTION

The (noisy) SR problem is to recover the amplitudes $\{\alpha_k\}_{k=1}^n$ and nodes $\{x_k\}_{k=1}^n$ of a finite impulse train $f(x) = \sum_{k=1}^n \alpha_k \delta(x - x_k)$ from band-limited and noisy spectral measurements

$$g(\omega) = \sum_{k=1}^n \alpha_k e^{2\pi j x_k \omega} + e(\omega), \quad \omega \in [-\Omega, \Omega], \quad (1)$$

where $\Omega > 0$ and $\|e\|_\infty \leq \epsilon$ for $\epsilon > 0$. The SR problem belongs to a class of inverse problems with multiple engineering applications, including parametric

spectral estimation, direction of arrival estimation, finite rate of innovation sampling, time-of-flight imaging and unlimited sensing [1, 2, 3, 4, 5]. High-order versions of (1) are considered in e.g. [6, 7].

In the noiseless regime (i.e., when $e(\omega) \equiv 0$), Prony's method [8] recovers the parameters $\{\alpha_k, x_k\}_{k=1}^n$ from $2n$ equispaced samples $\hat{f}(k)$, $k = 0, \dots, 2n - 1$. This is achieved by reducing the SR problem to a three-step procedure, which involves solution of two linear systems, in combination with a root-finding step (See Algorithm 2.1 below). In the presence of measurement noise, however, the conventional wisdom is that Prony's method is ill-conditioned, meaning that it suffers from a significant loss of accuracy. An especially challenging regime for Prony's method occurs when the separation Δ between two or more nodes is smaller than the Nyquist-Shannon-Rayleigh (NSR) limit $1/\Omega$. Recently, min-max error bounds for SR in the noisy regime were derived in the case when some nodes form a dense cluster [9, 10]. These theoretical bounds establish the fundamental limits of recovery in the SR problem. However, a tractable algorithm which provably achieves these theoretical bounds has been missing in the literature.

In this work we develop a reconstruction algorithm inspired by a decimation approach first proposed in [2]. Our procedure relies on sampling the spectrum of f at $2n$ equispaced and maximally separated frequencies, and solving the SR problem thus obtained by applying the Prony's method. For success of the approach, care needs to be taken to avoid node aliasing and collisions. Inspired by [10], this is achieved by considering sufficiently many decimated sub-problems. The result is a tractable algorithm, which has lower computational complexity than the well-established and frequently used ESPRIT algorithm (see e.g. [11]). We further provide theoretical motivation and numerical examples which show that the proposed algorithm achieves the optimal asymptotic stability and noise tolerance guaranteed in the literature.

ND and DB are supported by the Israel Science Foundation Grant 1793/20 and a collaborative grant from the Volkswagen Foundation.

2. TOWARDS OPTIMAL ALGORITHMS

We assume that the nodes in (1) satisfy $\{x_k\}_{k=1}^n \subseteq [-\frac{1}{2}, \frac{1}{2}]$. By rescaling the data (1), this assumption poses no loss of generality (see Section 4 in [10]). We denote by $\{\tilde{x}_k\}_{k=1}^n$ and $\{\tilde{\alpha}_k\}_{k=1}^n$ the approximate parameters obtained via a reconstruction algorithm using (1).

Definition 1 (Min-max rates [10]). *Let $\{(\alpha_k, x_k)\}_{k=1}^n \subseteq U$. The min-max rates are*

$$\Lambda_{\epsilon, U, \Omega}^{x, j} = \inf_{\{\tilde{\alpha}_j\}, \{\tilde{x}_j\}} \sup_{\{\alpha_j\}, \{x_j\}} \sup_{\|e\|_\infty \leq \epsilon} |x_j - \tilde{x}_j|,$$

$$\Lambda_{\epsilon, U, \Omega}^{\alpha, j} = \inf_{\{\tilde{\alpha}_j\}, \{\tilde{x}_j\}} \sup_{\{\alpha_j\}, \{x_j\}} \sup_{\|e\|_\infty \leq \epsilon} |\alpha_j - \tilde{\alpha}_j|.$$

The min-max rates describe the optimal recovery rates which can be achieved by a reconstruction algorithm, in the presence of measurement noise of magnitude less than ϵ and when the node and amplitude pairs belong to some fixed subset U in the parameter spaces.

It has been well established that the difficulty of SR is related to the minimal separation between nodes, $\Delta := \min_{s \neq k} |x_s - x_k|$. A particular case of interest, both theoretically and from an applications perspective, concerns signals f whose nodes are densely clustered, i.e. $\Delta \ll \frac{1}{\Omega}$ [12, 13, 14, 15, 16, 17]. We call $\{x_k\}_{k=1}^n$ a *clustered configuration* if there is a partition of the nodes into groups (clusters) such that the distances between the nodes in each cluster are on the order of Δ , while the inter-cluster distances are on the order of $1/\Omega$ [9, 10].

Theorem 1 ([10], Theorem 2.8). *Let the **super-resolution factor** be defined as $SRF := \frac{1}{\Omega\Delta} \gtrsim 1$, and $\{\alpha_k\}_{k=1}^n$ be uniformly bounded from below and above. Suppose there is a single cluster \mathcal{X} of size $\ell \neq n$, all the other nodes well-separated, and $\epsilon \lesssim (\Omega\Delta)^{2\ell-1}$. Then*

$$\Lambda_{\epsilon, U, \Omega}^{x, j} \asymp \begin{cases} SRF^{2\ell-2} \frac{\epsilon}{\Omega} & x_j \in \mathcal{X}, \\ \frac{\epsilon}{\Omega} & x_j \notin \mathcal{X}, \end{cases}$$

$$\Lambda_{\epsilon, U, \Omega}^{\alpha, j} \asymp \begin{cases} SRF^{2\ell-1} \epsilon & x_j \in \mathcal{X}, \\ \epsilon & x_j \notin \mathcal{X}. \end{cases}$$

Here, $\lesssim, \gtrsim, \asymp$ denote asymptotic inequalities/equivalence up to multiplying constants independent of Ω, Δ, ϵ , while U is the set of signals satisfying the assumptions above.

The min-max bounds establish fundamental resolution limits in any application which is modeled by (1) (e.g. [18]). Related results are known in the signal processing literature for Gaussian noise [14, 16, 19]. Despite a plethora of methods to solve this problem, up to date a

tractable algorithm which achieves the theoretical min-max rates is missing from the literature. In particular, the well-established and frequently used ESPRIT algorithm is sub-optimal, both in terms of the bounds and the threshold SNR [11].

While the proof of the upper bound on the minmax error in [10] is non-constructive, it provides a template for achieving the bounds in practice. The main insight is that in order to achieve optimal accuracy, it is sufficient to solve (1) by using only the measurements $\{g(\lambda k)\}_{k=0}^{2n-1}$ where $\lambda \in [\frac{1}{2} \frac{\Omega}{2n-1}, \frac{\Omega}{2n-1}]$ is a ‘‘decimation parameter’’ for which $\{e^{2\pi j x_k \lambda}\}_{k=1}^n$ are maximally separated in an appropriate sense. To obtain a constructive procedure, one may follow the steps below.

Reconstruction Procedure:

1. Determine λ which avoids collisions or near-collisions of $\{e^{2\pi j \lambda x_k}\}_{k=1}^n$;
2. Solve (1) using $\{g(\lambda k)\}_{k=0}^{2n-1}$ to find $\{\tilde{\alpha}_k\}_{k=1}^n$ and $\{e^{2\pi j \lambda \tilde{x}_k}\}_{k=1}^n$ with optimal accuracy;
3. Recover $\{e^{2\pi j \tilde{x}_k}\}_{k=1}^n$ from $\{e^{2\pi j \lambda \tilde{x}_k}\}_{k=1}^n$ (de-aliasing).

In this work we tackle steps 1 and 3. For step 2, we propose to use the classical Prony’s method [8], which provides an exact solution to the problem in the noiseless regime. Fixing $\Omega = 2n - 1$, numerical tests of Prony’s method for the case $n \in \{3, 5\}$ with a cluster of size $\ell = 2$ in the regime $\Delta \ll 1$ (corresponding to SRF $\gg 1$ in Theorem 1), in the presence of measurement noise are given in Figure 1. The tests provide evidence that **Prony’s method asymptotically achieves the optimal min-max rates** required for step 2.

3. DECIMATED PRONY’S METHOD

Here we develop the Decimated Prony’s Method (DPM). By [10, Prop. 5.8], there exists a set I of large measure such that every $\lambda \in I$ avoids collisions of $\{e^{2\pi j \lambda x_k}\}_{k=1}^n$.

We propose to find $\lambda^* \in I$ by considering a grid $G \subset [\frac{1}{2} \frac{\Omega}{2n-1}, \frac{\Omega}{2n-1}]$ of size N_λ . We then apply Prony’s method to each $\lambda \in G$ to obtain approximations $e^{2\pi j \tilde{y}_{\lambda, j}} = e^{2\pi j \lambda \tilde{x}_j}$. For $\lambda \in G$, let $n(\lambda)$ be the number of roots of $q(z)$. Then, $(\lambda, \tilde{x}_j) \in X_\lambda \cap (G \times [-1/2, 1/2])$ where

$$X_\lambda := \bigcup_{j=1, \dots, n(\lambda)} \left\{ \left(\lambda, \frac{\tilde{y}_{\lambda, j} + k}{\lambda} \right) : k \in \mathbb{Z} \right\}. \quad (2)$$

Algorithm 2.1: The Classical Prony's method

Input : Sequence $\{\tilde{m}_k \equiv g(k)\}_{k=0}^{2n-1}$
Output : Estimates $\{\tilde{x}_k, \tilde{\alpha}_k\}_{k=1}^n$
Notation: $\text{col}\{y_k\}_{k=1}^m = [y_1, \dots, y_k]^\top$, $y_k \in \mathbb{C}$.

1 Construct the Hankel matrix

$$\tilde{H}_n = (\tilde{m}_{i+j})_{i=0, \dots, n-1}^{j=0, \dots, n-1}$$

2 Assuming $\det(\tilde{H}_n) \neq 0$, solve the linear system

$$\tilde{H}_n \cdot \text{col}\{q_k\}_{k=0}^{n-1} = -\text{col}\{\tilde{m}_k\}_{k=n}^{2n-1}$$

3 Compute $\{\tilde{z}_k\}_{k=1}^n$ as the roots of the (perturbed)

$$\text{Prony polynomial } q(z) := z^n + \sum_{j=0}^{n-1} q_j z^j.$$

4 Obtain $\{\tilde{x}_k\}_{k=1}^n$ via $\tilde{z}_k = e^{2\pi j \tilde{x}_k}$.

5 Solve the Vandermonde system

$$(\tilde{z}_k^i)_{i=0, \dots, n-1}^{k=1, \dots, n} \cdot \text{col}\{\tilde{\alpha}_k\}_{k=1}^n = \text{col}\{\tilde{m}_k\}_{k=0}^{n-1}$$

6 **return** the estimated parameters $\{\tilde{x}_k, \tilde{\alpha}_k\}_{k=1}^n$

Let $X := \bigcup_{\lambda \in G} [X_\lambda \cap (G \times [-1/2, 1/2])]$. Motivated by the proofs of Prop. 5.17 and Prop. 5.18 in [10], we expect that if $|G| = N_\lambda$ is sufficiently large, the impulse train $\frac{1}{|X|} \sum_{(\lambda, x) \in X} \delta(\cdot - x)$ should be concentrated in a Δ -neighborhood of each $\{x_k\}_{k=1}^n$, such that the corresponding λ 's from within these neighborhoods will belong to I . Thus, to handle steps 1 and 3 of the procedure given in Section 2, we compute the histogram of $\{x : (\lambda, x) \in X\}$ using N_b bins and threshold those with T largest counts, where T is a threshold parameter. Denote those bins by $\{B_k\}_{k=1}^T$ and set $\lambda^* := \max\{\lambda : \lambda \in \Lambda\}$, where

$$\Lambda := \bigcap_{k=1}^T \{\lambda : (x, \lambda) \in X \wedge x \in B_k\}. \quad (3)$$

The DPM is presented in Algorithm 3.1. It is controlled by parameters N_λ and optionally N_b, T . Henceforth, we assume that the number of nodes n is known and set $T = n$. As in [10], define the successful reconstruction error of a node to be less than one third of the difference to the nearest node. Therefore, N_b should set to be at least $\frac{3}{\Delta}$. We conjecture that $N_\lambda = O(\Omega)$ is sufficient to ensure correctness of the algorithm, however we leave the rigorous justification of this claim to a future work. As a rule of thumb, increasing N_λ is expected to improve the robustness of the approximations generated by DPM.

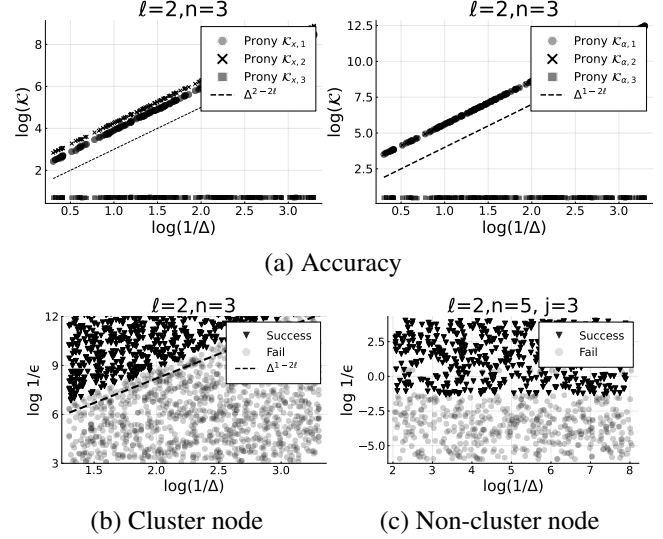


Fig. 1. Classical Prony method - asymptotic optimality. (a) For cluster nodes, the node error amplification factors (left) scale like $\Delta^{2-2\ell}$, while the amplitude error amplification factors (right) scale like $\Delta^{1-2\ell}$. For the non-cluster node $j=3$, both error amplification factors are bounded by a constant. (b) Noise threshold for successful recovery of cluster nodes, the threshold scales like $\Delta^{2\ell-1}$. (c) Noise threshold for successful recovery of non-cluster nodes, the threshold is \approx constant.

To support the use of Prony's method in DPM (see Step 3 in Algorithm 3.1), we announce the following result, which gives, to the best of our knowledge, the first rigorous proof of optimality of Prony's method.

Theorem 2 ([20]). *Consider the recovery problem (1) using the data $\{g(k)\}_{k=0}^{2n-1}$ with $\Omega = 2n - 1$. Suppose the nodes form L clusters with at least 3 nodes each, with x_k belonging to a cluster of size ℓ_k . Put $\ell_* = \max\{\ell_1, \dots, \ell_L\}$. Denote $z_k = e^{2\pi j x_k}$. Let $\{\tilde{z}_k, \tilde{\alpha}_k\}_{k=1}^n$ be the parameters obtained by Algorithm 2.1 (Prony's method). Then for $\epsilon \lesssim \Delta^{2\ell_*-1}$ and $k = 1, \dots, n$ it holds*

$$|z_k - \tilde{z}_k| \lesssim \frac{\epsilon}{\Delta^{2\ell_k-2}}, \quad |\alpha_k - \tilde{\alpha}_k| \lesssim \frac{\epsilon}{\Delta^{2\ell_k-1}}. \quad (4)$$

Next, we analyze the time complexity of DPM by addressing each step of Algorithm 3.1. The classical Prony's method has complexity $O(1)$, since it depends only on n . For every $\lambda \in G$ we apply Algorithm 2.1 with the samples $\{g(\lambda k)\}$ and compute X_λ in (2), which costs $O(N_\lambda(O(1) + \lambda n))$. Computing the histogram with N_b bins for data of size $\sum_{i=1}^{N_\lambda} \lambda_i n(\lambda_i)$ costs $O(N_\lambda \Omega + N_b)$. Finding the bins $\{B_k\}_{k=1}^n$ with n largest counts costs $O(N_b)$. Computing Λ in (3) and $\lambda^* = \max \Lambda$, together with finding the estimated $\{\tilde{x}_k\}_{k=1}^n$ costs $O(N_\lambda n)$.

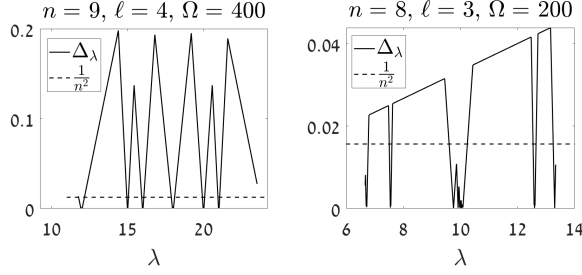


Fig. 2. Minimal phase angle between decimated nodes Δ_λ as a function of blow-up parameter λ , in a single cluster case (left) and in multi-cluster case (right). We see that $\Delta_\lambda > \frac{1}{n^2}$ holds for a wide range of λ 's.

Algorithm 3.1: Decimated Prony Method

Data: $N_\lambda, n, \Omega, \Delta, N_b > \frac{3}{\Delta}$

Result: Estimates $\{\tilde{x}_k, \tilde{\alpha}_k\}_{k=1}^n$

1 **for** $\lambda \in G$ **do**

2 $\tilde{m}^{(\lambda)} := \{\tilde{m}_k^{(\lambda)} = g(\lambda k)\}$

3 $\{y_{\lambda,j}\} \leftarrow \text{Prony}(\tilde{m}^{(\lambda)})$

4 Compute X_λ as in (2)

5 $X \leftarrow \bigcup_{\lambda \in G} [X_\lambda \cap (G \times [-\frac{1}{2}, \frac{1}{2}])]$

6 Compute H - Histogram of $\{x : (\lambda, x) \in X\}$
with N_b bins. Set $\{B_k\}_{k=1}^n = \text{ArgMax}(H, n)$

7 Compute Λ as in (3) and $\lambda^* \leftarrow \max\{\lambda : \lambda \in \Lambda\}$

8 $\{\tilde{x}_k\}_{k=1}^n \leftarrow \{x : (x, \lambda^*) \in X_{\lambda^*} \wedge x \in B_k\}$

9 Solve the Vandermonde system

$$(e^{i\lambda^* k \tilde{x}_j})_{k=0, \dots, n-1}^{j=1, \dots, n} \cdot \text{col} \{\tilde{\alpha}_k\}_{k=1}^n = \text{col} \{\tilde{m}_k^{(\lambda^*)}\}_{k=0}^{n-1}$$

return the estimates $\{\tilde{x}_k, \tilde{\alpha}_k\}_{k=1}^n$

Finally, solving an n -order Vandermonde system costs $O(n^2)$ [21]. Thus, the *total complexity* is $O(N_\lambda \Omega + N_b)$.

As explained above, $N_\lambda \gtrsim \Omega$ and $N_b \gtrsim \Delta^{-1}$ should be sufficient for correctness. This gives overall complexity $O(\Omega^2) + O(\Delta^{-1})$. For small Ω the dominating factor is Δ^{-1} , in which case we may take $N_\lambda = O(\text{SRF})$ to have maximal robustness. Otherwise, for large Ω the dominating factor is $O(\Omega^2)$.

For comparison, the widely used ESPRIT method [1] has a time complexity of order $O(\Omega^3)$: it includes three SVD decompositions and a few multiplication of matrices of order $O(\Omega) \times O(\Omega)$.

To validate the DPM algorithm numerically, we first show that most of the $\lambda \in G$'s attain good separation between the decimated nodes $\{z_k^\lambda = e^{2\pi j \lambda x_k}\}_{k=1}^n$. In particular, [10, Proposition 5.8] shows existence of

$\lambda \in I$ that separates cluster nodes by $O(\Omega\Delta)$ and the non-cluster nodes by at least $O(\frac{1}{n^2})$. This is validated in Figure 2, where we compute $\Delta_\lambda := \min_{s \neq k} \left| \text{Arg} \left(\frac{z_s^\lambda}{z_k^\lambda} \right) \right|$ as a function of λ in the single and multi-cluster cases. In Figure 3 we perform numerical tests of reconstructing a signal with random complex amplitudes and measurement noise in a single-clustered configuration. We choose ϵ, Ω, Δ uniformly at random. As in [10], we measure the error amplification factors of the nodes and amplitudes (denoted $\mathcal{K}_x, \mathcal{K}_\alpha$, respectively). We further investigate the noise threshold $\epsilon \lesssim \text{SRF}^{1-2\ell}$ (corresponding to the SNR threshold $1/\epsilon \gtrsim \text{SRF}^{2\ell-1}$) for successful recovery, as predicted by Theorem 1 by recording the success/failure result of each one of the experiments. Our results provide numerical validation of the optimality of DPM both in terms of the SNR threshold and the attained estimation accuracy.

In future work, we plan to further improve the robustness and efficiency of implementation, and provide a rigorous proof of the algorithm's correctness.

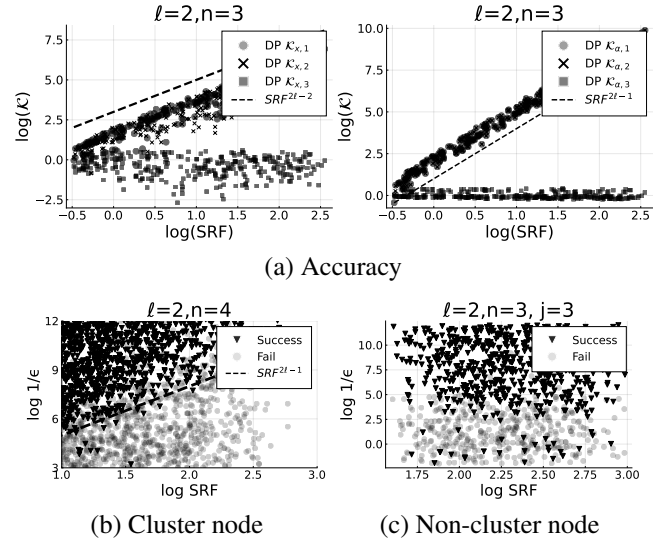


Fig. 3. DPM - asymptotic optimality. (a) For cluster nodes, the node error amplification factors (left) scale like $\text{SRF}^{2\ell-2}$, while the amplitude error amplification factors (right) scale like $\text{SRF}^{2\ell-1}$, where $\text{SRF} = (\Omega\Delta)^{-1}$. For the non-cluster node $j=3$, both error amplification factors are bounded by a constant. (b) SNR threshold for successful recovery of cluster nodes, the threshold scales like $\text{SRF}^{2\ell-1}$. (c) SNR threshold for successful recovery of non-cluster nodes, the threshold is \approx constant.

4. REFERENCES

- [1] P. Stoica and R.L. Moses, *Spectral Analysis of Signals*, Pearson/Prentice Hall, 2005.
- [2] Dmitry Batenkov and Yosef Yomdin, “Algebraic signal sampling, Gibbs phenomenon and Prony-type systems,” in *Proceedings of the 10th International Conference on Sampling Theory and Applications (SAMPTA)*, 2013.
- [3] A. Bhandari and R. Raskar, “Signal Processing for Time-of-Flight Imaging Sensors: An introduction to inverse problems in computational 3-D imaging,” *IEEE Signal Processing Magazine*, vol. 33, no. 5, Sept. 2016.
- [4] Ayush Bhandari, Felix Kraemer, and Thomas Poskitt, “Unlimited Sampling From Theory to Practice: Fourier-Prony Recovery and Prototype ADC,” *IEEE Transactions on Signal Processing*, vol. 70, 2022.
- [5] T. Blu, P.-L. Dragotti, M. Vetterli, P. Marziliano, and L. Coulot, “Sparse Sampling of Signal Innovations,” *IEEE Signal Processing Magazine*, vol. 25, no. 2, Mar. 2008.
- [6] Dmitry Batenkov and Nuha Diab, “Super-resolution of generalized spikes and spectra of confluent Vandermonde matrices,” *arXiv:2203.11923 [cs, math]*, Mar. 2022.
- [7] Roland Badeau, Bertrand David, and Gaël Richard, “High-resolution spectral analysis of mixtures of complex exponentials modulated by polynomials,” *Signal Processing, IEEE Transactions on*, vol. 54, no. 4, 2006.
- [8] R. Prony, “Essai experimental et analytique,” *J. Ec. Polytech.(Paris)*, vol. 2, 1795.
- [9] Dmitry Batenkov, Laurent Demanet, Gil Goldman, and Yosef Yomdin, “Conditioning of Partial Nonuniform Fourier Matrices with Clustered Nodes,” *SIAM Journal on Matrix Analysis and Applications*, vol. 44, no. 1, Jan. 2020.
- [10] Dmitry Batenkov, Gil Goldman, and Yosef Yomdin, “Super-resolution of near-colliding point sources,” *Information and Inference: A Journal of the IMA*, vol. 10, no. 2, June 2021.
- [11] Weilin Li, Wenjing Liao, and Albert Fannjiang, “Super-resolution limit of the ESPRIT algorithm,” *IEEE Transactions on Information Theory*, 2020.
- [12] Dmitry Batenkov, Benedikt Diederichs, Gil Goldman, and Yosef Yomdin, “The spectral properties of Vandermonde matrices with clustered nodes,” *Linear Algebra and its Applications*, vol. 609, Jan. 2021.
- [13] Stefan Kunis and Dominik Nagel, “On the smallest singular value of multivariate Vandermonde matrices with clustered nodes,” *Linear Algebra and its Applications*, vol. 604, Nov. 2020.
- [14] Harry B. Lee, “The Cramér-Rao bound on frequency estimates of signals closely spaced in frequency,” *IEEE Transactions on Signal Processing*, vol. 40, no. 6, 1992.
- [15] Weilin Li and Wenjing Liao, “Stable super-resolution limit and smallest singular value of restricted Fourier matrices,” *Applied and Computational Harmonic Analysis*, vol. 51, Mar. 2021.
- [16] Petre Stoica, Virginija Šimonyte, and Torsten Söderström, “On the resolution performance of spectral analysis,” *Signal Processing*, vol. 44, no. 2, June 1995.
- [17] Ping Liu and Hai Zhang, “A Theory of Computational Resolution Limit for Line Spectral Estimation,” *IEEE Transactions on Information Theory*, vol. 67, no. 7, July 2021.
- [18] D. Batenkov, A. Bhandari, and T. Blu, “Rethinking Super-resolution: The Bandwidth Selection Problem,” in *ICASSP 2019 - 2019 IEEE International Conference on Acoustics, Speech and Signal Processing (ICASSP)*, May 2019.
- [19] M. Shahram and P. Milanfar, “On the resolvability of sinusoids with nearby frequencies in the presence of noise,” *IEEE Transactions on Signal Processing*, vol. 53, no. 7, July 2005.
- [20] Rami Katz, Nuha Diab, and Dmitry Batenkov, “On the accuracy of Prony’s method for recovery of exponential sums with closely spaced exponents,” *in preparation*.
- [21] Åke Björck and Victor Pereyra, “Solution of vandermonde systems of equations,” *Mathematics of computation*, vol. 24, no. 112, pp. 893–903, 1970.