

REMOVING RADIO FREQUENCY INTERFERENCE FROM AURORAL KILOMETRIC RADIATION WITH STACKED AUTOENCODERS

Allen Chang^{1,2},  Mary Knapp²,  James LaBelle³,  John Swoboda²,  Ryan Volz²,  Philip J. Erickson²

¹ Department of Computer Science, University of Southern California, Los Angeles, USA

² Haystack Observatory, Massachusetts Institute of Technology, Westford, USA

³ Department of Physics and Astronomy, Dartmouth College, Hanover, USA

ABSTRACT

Radio frequency data in astronomy enable scientists to analyze astrophysical phenomena. However, these data can be corrupted by a host of radio frequency interference (RFI) sources that limit the ability to observe underlying natural processes. In this study, we extended recent work in image processing to remove RFI from time-frequency spectrograms containing auroral kilometric radiation (AKR), a coherent radio emission originating from the Earth’s auroral zones that is used to study astrophysical plasmas. We present a Denoising Autoencoder for Auroral Radio Emissions (DAARE) trained with synthetic spectrograms to denoise AKR spectrograms collected at the South Pole Station. DAARE achieved 42.2 peak signal-to-noise ratio (PSNR) and 0.981 structural similarity (SSIM) on synthesized AKR observations, improving PSNR by 3.9 and SSIM by 0.064 compared to state-of-the-art filtering and denoising networks. Qualitative comparisons demonstrate DAARE’s denoising capability to effectively remove RFI from real AKR observations, despite being trained completely on a dataset of simulated AKR. The framework for simulating AKR, training DAARE, and employing DAARE can be accessed at <https://github.com/Cylumn/daare>.

Index Terms— Spectrogram denoising, convolutional neural networks, deep learning, auroral radio emission, astronomy

1. INTRODUCTION

Analysis of astronomical radio signals commonly utilize time-frequency spectrograms to visualize electromagnetic data across a range of frequencies with respect to time. Past work investigating the Earth’s auroral region observe radio frequency signals as spectrograms to identify auroral kilometric radiation (AKR), enabling new insight into wave-particle processes in astrophysical plasmas [1, 2]. However, interference from local or distant transmitters can corrupt the signals of interest. Denoising AKR signals is a critical preprocessing

stage to improve downstream analysis of auroral emissions and can enhance our understanding of space physics.

Spectrographic representation of AKR signals enables application of image algorithms for noise removal. Classical image denoising methods apply a mixture of local and non-local filtering [3, 4]. However, traditional algorithms struggle with deciphering aggressive noise structures or inpainting masked features [5]. Recent work in convolutional neural networks (CNN) and convolutional denoising autoencoders (CDAE) shows that these approaches can outperform traditional algorithms in denoising and reconstruction [6]. More recently, Vision Transformers [7] have demonstrated state-of-the-art ability in inpainting when provided ample data. We extend these works in a space physics context by evaluating their ability to address radio frequency interference (RFI) present in AKR spectrograms [2].

In this paper, we remove RFI from AKR spectrograms observed at the South Pole Station. To address RFI in AKR observations, we present a Denoising Autoencoder for Auroral Radio Emissions (DAARE) that uses successively stacked CDAEs trained on simulated data and mean squared error (MSE) loss for noise removal. We evaluated DAARE against bilateral filtering (BF) [8], block-matching and 3D filtering (BM3D) [4], the Fast and Flexible Denoising Network (FFDNet) [6], and the Vision Transformer (ViT) [7] with two metrics: peak signal-to-noise ratio (PSNR) and structural similarity (SSIM) [9]. These evaluations measure absolute pixel value difference and the structural fidelity of AKR signals, properties of AKR which are vital to scientists for visual inspection. Finally, we performed a qualitative analysis on DAARE when applied to real AKR observations measured at the South Pole Station. Our method achieves 42.2 PSNR and 0.981 SSIM on synthesized AKR observations, improving PSNR by 3.9 and SSIM by 0.064 compared to baseline methods. Visual inspection of results indicated that DAARE effectively removed RFI while retaining AKR structure, although spectral intensities were sometimes over-reduced. Our main contributions are as follows: (1) For RFI removal from AKR spectrograms, we present empirical evidence that stacked CDAEs achieve higher denoising performance than

This work was supported by National Science Foundation grant AST-1950348.

filtering-based and end-to-end trained deep-learning algorithms. (2) We demonstrate that employing synthetic AKR data for training is sufficient for qualitative AKR removal when applied to real observations.

2. BACKGROUND

2.1. Auroral radio emissions

AKR is a coherent type of radio emission that can inform theoretical developments in plasma physics. The power of AKR ($\sim 10^8$ watts) establishes AKR as an excellent source to study several nonlinear wave processes and wave-particle interactions [1]. These same interactions occur in heliospheric, planetary, and astrophysical plasmas where direct measurements may be impossible [10, 11]. Investigating these processes is of great interest to forecast extreme space weather conditions and to complete our understanding of the relationships among space environments of the sun, planets, and outer solar system as well as stars and exoplanets beyond our solar system.

Unfortunately, observing AKR from the ground is challenging due to ionospheric refraction and absorption, natural astronomical interference, and man-made transmissions. These factors have motivated the development of satellite-borne radio sensors [11, 12] with interferometric capabilities dedicated to measuring auroral radio emissions from above the ionosphere. However, satellite missions are still affected by RFI. Thus, computational noise removal can enhance the science return of satellite observations, improving examination of underlying natural processes.

2.2. Convolutional denoising autoencoder

The BM3D algorithm [4] is considered the state-of-the-art in image denoising. However, BM3D performance decreases with images contaminated with greater amounts of noise [5].

In contrast to unsupervised algorithms, denoising autoencoders have achieved similar or even improved performances for noise suppression tasks [13]. Denoising autoencoders [14] are a recent deep-learning method demonstrated to reconstruct prior images from corrupted inputs across a variety of perturbations, from salt-and-pepper noise [15] to image masking [16]. The denoising autoencoder uses a deep neural network to approximate the following:

$$X = Y + Z \quad (1)$$

$$\hat{Y} = \psi(\phi(X)) \quad (2)$$

where an additive sum of the ground truth Y and noise Z produces a noisy observation X . An encoder component approximates an encoding function ϕ that maps the X onto a latent space. The decoder component estimates a decoding function ψ that produces \hat{Y} , a reconstruction with the minimal Euclidean distance to the ground truth Y .

Table 1. Random variables used to generate the dataset.

Random variable	Distributed as
Background intensity	$U(0, 0.6)$
AKR ⁽ⁱ⁾ position	$N(\theta_{\text{Width}}/2, (\theta_{\text{Width}}/3)^2)$ $N(\theta_{\text{Height}}/2, (\theta_{\text{Height}}/3)^2)$
AKR ⁽ⁱ⁾ shape	$U\{0, \theta_{\text{Number of AKR shapes}}\}$
AKR ⁽ⁱ⁾ intensity	$N(\theta_{\text{BG intensity}}, 0.15^2)$
AKR ⁽ⁱ⁾ mirroring	$Bernoulli(0.5)$
Gaussian noise intensity	$U(0.02, 0.08)$
Overall channel intensity	$U(0.3, 0.6)$
Channel ⁽ⁱ⁾ intensity	$U(0.1, 0.8)$

Many adaptations to autoencoders have augmented their ability to denoise data. Jain et al. [13] introduced convolutional layers to denoising autoencoders, achieving at par or even better than state-of-the-art denoising with other learning models. Vincent et al. [15] presented stacked denoising autoencoders as a preprocessing method to improve downstream classification. He et al. [16] used Vision Transformers [7] for masked image inpainting and reconstruction. These methods have been demonstrated to be robust across a variety of noise types, including complete occlusions. Their advantages identify deep-learning algorithms as a prime candidate to remove RFI present in AKR observations.

3. METHODOLOGY

3.1. Auroral kilometric radiation simulation

We explored the use of a simulation to train DAARE, since AKR data with RFI removed were not available. Our algorithm generated a dataset of synthetic AKR spectrograms, each of 256 by 384 pixels dimension, to train DAARE. The dataset was drawn from a distribution of ground truth emissions \mathcal{D}_Y and radio noise \mathcal{D}_Z . Each distribution was described by a tuple of random variables, as presented in Table 1, that determined sample generation. Distributions were chosen to closely imitate our sample of AKR observations from the South Pole Station. Ground truth Y and noise Z samples were added together to create sample observations X .

The ground truth distribution \mathcal{D}_Y was generated from 32 AKR shapes that encompass a variety of emission structures. A random background radiation intensity, several AKR shapes, and horizontal and vertical mirroring for each shape was determined with the distributions in Table 1. RFI from electronics often appear in spectrograms as multiple high-intensity horizontal (nearly time-constant) emission lines in the 0 – 1500 kHz frequency range, each spanning a given bandwidth of ~ 50 kHz. The noise distribution \mathcal{D}_Z applied

a set of horizontal channels that resemble electronic radio emission bands. Since the Central Limit Theorem reveals that the sum of many random processes results in a Gaussian distribution, we added a layer of Gaussian noise to capture any remaining sources of noise.

3.2. Convolutional denoising autoencoder component

DAARE is composed of six successively stacked CDAEs with skip connections from the input observation. After the first CDAE was trained to denoise the AKR observation, the CDAE was frozen and a successive CDAE was trained on a concatenation of the first output and the original observation. Afterwards, the next component was trained using the same strategy. Training each component successively allowed DAARE parameters to be tuned efficiently while still obtaining high denoising performance.

Instead of directly reconstructing AKR, CDAE components equivalently predicted residual RFI, which are easier for CNNs to represent with high fidelity than due to their structural simplicity. Similar approaches have been employed by prior work [17]. To equip the CDAE for RFI emission bands, we heightened the kernels used for convolutions to better identify thin horizontal patterns. Finally, AKR was calculated by taking the difference between the original observation and the predicted noise. Parameters of DAARE and each CDAE component are shown in Figure 1.

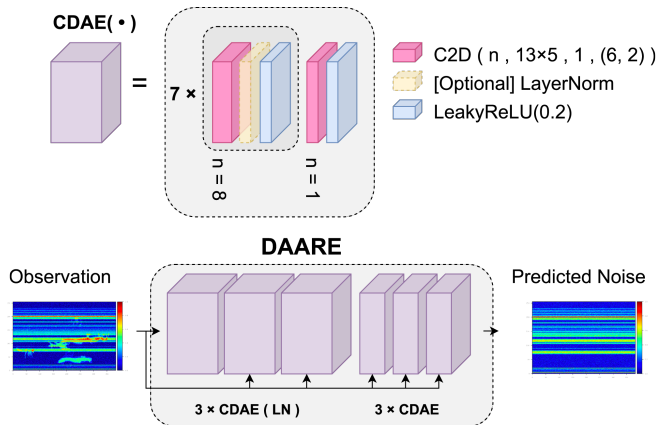


Fig. 1. The DAARE architecture. $C2D(n, 13 \times 5, 1, (6, 2))$ stands for a 13×5 Conv2d layer with n output channels, a stride of 1, a padding of $(6, 2)$.

3.3. Optimization

We partitioned our dataset to 4096 training samples and 1024 validation samples. CDAE components were successively trained each for 10 epochs with MSE loss using a learning rate $\eta = 10^{-4}$ with the Adam optimizer. We terminated the algorithm when the validation loss converged. This convergence occurred at 6 stacked components (60 epochs).

3.4. Evaluation

We compared DAARE against state-of-the-art filtering and deep-learning algorithms, including BF [8], BM3D [4], FFDNet [6], and ViT [7].

Hyperparameters for baselines were chosen to optimize PSNR. BF used $d = 32$, $\sigma_{color} = 256$, $\sigma_{space} = 64$. BM3D and FFDNet used a noise standard deviation $\sigma = 0.2$. FFDNet, ViT, and DAARE were each trained with a total of 60 epochs at a learning rate $\eta = 10^{-4}$ with the Adam optimizer.

4. EXPERIMENTAL RESULTS

Table 2. Experimental results of denoising methods evaluated with PSNR and SSIM on a test set of 1024 spectrograms.

Metric	BF	BM3D	FFDNet	ViT	DAARE
PSNR	19.8	17.7	38.3	23.5	42.2
SSIM	0.773	0.555	0.917	0.817	0.981

4.1. Results and analysis

We evaluated results, which are presented in Table 2, using a test set of 1024 simulated spectrograms with PSNR and SSIM [9]. These metrics were computed between unperturbed AKR spectrograms and the denoised AKR spectrograms. DAARE and baseline outputs are visualized in Figure 2.

DAARE demonstrates the best denoising capability (42.2 PSNR, 0.981 SSIM) on AKR, outperforming baseline denoising methods. By using multiple stacked components that successively predict residual RFI, DAARE iteratively reconstructs RFI with increasing prior intensities, resulting in an output RFI spectrogram similar to the true noise. After subtracting the predicted RFI from the input observation, we observed AKR spectrograms with high fidelity to the unperturbed AKR. As shown in Figure 2, the DAARE output is most visually similar to the ground truth.

Some limitations may have contributed to a lower spectrogram denoising performance of baseline approaches. BF and BM3D algorithms are unsupervised and are unable to recognize horizontal emission bands as noise. We observed BF to naively blur the input, which was effective for removing Gaussian noise but not RFI emission bands. Since some RFI contain sharper edges than AKR spectra, BM3D clarified the more distinct RFI emission bands and blurred AKR. These visual observations are in agreement with low PSNR and SSIM scores in Table 2. FFDNet was able to partially remove RFI while retaining AKR structure. Although FFDNet is less complex and therefore more efficient, a comparison with DAARE, as shown in Figure 2, indicates that ad-

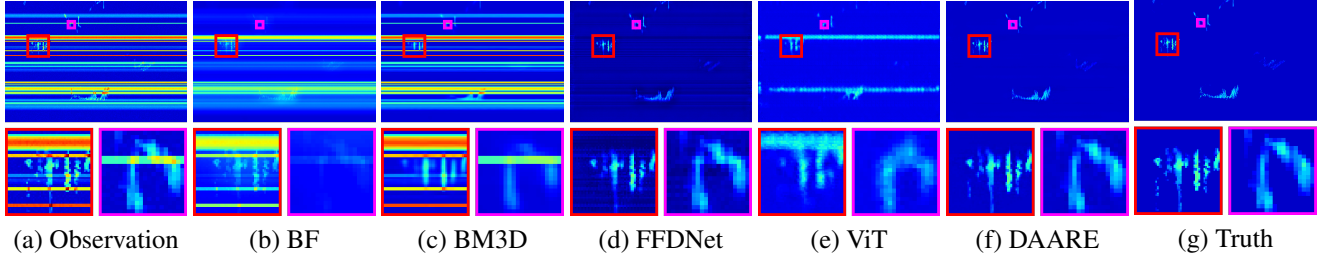


Fig. 2. Spectrograms of denoising methods on a test observation.

ditional stacked components can outperform FFDNet in denoising. This advantage is critical for scientific analysis and visualization of AKR. While ViT has been shown to outperform CNNs on large datasets [16], we observed that ViT outputs contained uneven pixelation when decoding the 16×16 patch embeddings, resulting in its low SSIM score.

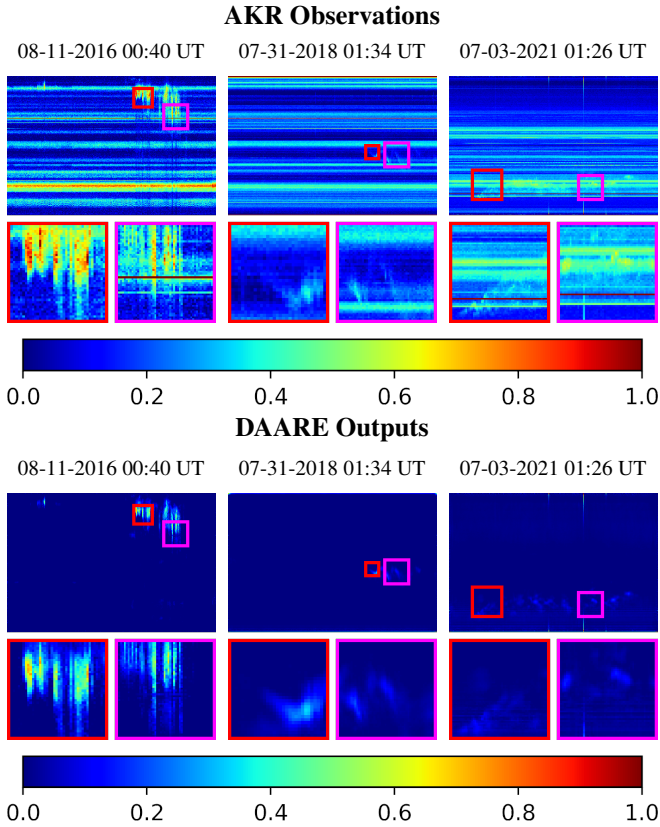


Fig. 3. AKR observations and DAARE outputs on a normalized ($\mu = 0.2, \sigma = 0.2$) dB scale from the South Pole Station.

4.2. Inspections on real observations

As shown in Figure 3, DAARE outputs share high structural fidelity with AKR observations. The magnifications in “08-11-2016 UT” and “07-31-2018 UT” share nearly identical

structure and intensity without the interference of Gaussian noise or horizontal emission bands. High structural fidelity enables scientists to uncover and evaluate properties of AKR without ground-level noise disturbances. These comparisons indicate that DAARE is able to effectively remove RFI from AKR spectrograms despite being trained with synthetic data. However, as shown in “07-03-2021 UT,” removing RFI has an unintended effect of dampening the intensity of spectral features. These differences may affect implications from downstream analysis. Further refinement of synthetic data may result in greater conservation of spectral intensities in deep-learning denoisers.

5. CONCLUSION AND FUTURE WORK

We have presented empirical evidence that stacked CDAEs outperform filtering and deep-learning denoising algorithms for RFI removal from a simulated AKR test bed. We achieved this with DAARE, an algorithm that was trained with synthetic data but is still able to effectively remove RFI from real AKR data from the South Pole Station. DAARE can automatically identify patterns of AKR in time-frequency spectrograms while removing Gaussian noise and horizontal RFI emission bands. Modifying the simulated data allows DAARE to be generalized to treat other structures of RFI.

Our results have implications beyond this study for space science analysis. In addition to cleaning AKR for scientists, removing RFI is a crucial preprocessing step for analysis of spectrographic data, a visualization method of radio frequency data common to many works in radio astronomy. Future work can leverage denoised spectrograms for a plethora of machine learning tasks, including automatic detection and forecasting of natural auroral events, emission clustering, or data comparison across long geographic distances.

6. ACKNOWLEDGEMENTS

This work was supported by National Science Foundation grant AST-1950348. The authors acknowledge the MIT SuperCloud and Lincoln Laboratory Supercomputing Center for providing (HPC, database, consultation) resources that have contributed to the research results reported within this paper.

7. REFERENCES

- [1] Donald A Gurnett, “The earth as a radio source: Terrestrial kilometric radiation,” *Journal of Geophysical Research*, vol. 79, no. 28, pp. 4227–4238, 1974.
- [2] James LaBelle and Roger R Anderson, “Ground-level detection of auroral kilometric radiation,” *Geophysical research letters*, vol. 38, no. 4, 2011.
- [3] Antoni Buades, Bartomeu Coll, and Jean-Michel Morel, “A review of image denoising algorithms, with a new one,” *Multiscale modeling & simulation*, vol. 4, no. 2, pp. 490–530, 2005.
- [4] Kostadin Dabov, Alessandro Foi, Vladimir Katkovnik, and Karen Egiazarian, “Image denoising by sparse 3-d transform-domain collaborative filtering,” *IEEE Transactions on image processing*, vol. 16, no. 8, pp. 2080–2095, 2007.
- [5] Mahmud Hasan and Mahmoud R El-Sakka, “Improved bm3d image denoising using ssim-optimized wiener filter,” *EURASIP journal on image and video processing*, vol. 2018, no. 1, pp. 1–12, 2018.
- [6] Kai Zhang, Wangmeng Zuo, and Lei Zhang, “Ffdnet: Toward a fast and flexible solution for cnn-based image denoising,” *IEEE Transactions on Image Processing*, vol. 27, no. 9, pp. 4608–4622, 2018.
- [7] Alexey Dosovitskiy, Lucas Beyer, Alexander Kolesnikov, Dirk Weissenborn, Xiaohua Zhai, Thomas Unterthiner, Mostafa Dehghani, Matthias Minderer, Georg Heigold, Sylvain Gelly, et al., “An image is worth 16x16 words: Transformers for image recognition at scale,” *arXiv preprint arXiv:2010.11929*, 2020.
- [8] Carlo Tomasi and Roberto Manduchi, “Bilateral filtering for gray and color images,” in *Sixth international conference on computer vision (IEEE Cat. No. 98CH36271)*. IEEE, 1998, pp. 839–846.
- [9] Zhou Wang, Alan C Bovik, Hamid R Sheikh, and Eero P Simoncelli, “Image quality assessment: from error visibility to structural similarity,” *IEEE transactions on image processing*, vol. 13, no. 4, pp. 600–612, 2004.
- [10] James LaBelle and Rudolf A Treumann, “Auroral radio emissions, 1. hisses, roars, and bursts,” *Space Science Reviews*, vol. 101, no. 3, pp. 295–440, 2002.
- [11] Philip J Erickson, Crew Geoffrey, Michael Hecht, Mary Knapp, Frank Lind, Ryan Volz, James LaBelle, Frank Robey, Kerri Cahoy, Benjamin Malphrus, et al., “Aero: Auroral emissions radio observer,” Tech. Rep., MIT Lincoln Laboratory Lexington United States, 2018.
- [12] Frank D Lind, Philip J Erickson, Michael Hecht, Mary Knapp, Geoffrey Crew, Ryan Volz, John Swoboda, Frank Robey, Mark Silver, Alan J Fenn, et al., “Aero & vista: demonstrating hf radio interferometry with vector sensors,” in *Proceedings of the Small Satellite Conference*, 2019.
- [13] Viren Jain and Sebastian Seung, “Natural image denoising with convolutional networks,” *Advances in neural information processing systems*, vol. 21, 2008.
- [14] Pascal Vincent, Hugo Larochelle, Yoshua Bengio, and Pierre-Antoine Manzagol, “Extracting and composing robust features with denoising autoencoders,” in *Proceedings of the 25th international conference on Machine learning*, 2008, pp. 1096–1103.
- [15] Pascal Vincent, Hugo Larochelle, Isabelle Lajoie, Yoshua Bengio, Pierre-Antoine Manzagol, and Léon Bottou, “Stacked denoising autoencoders: Learning useful representations in a deep network with a local denoising criterion.,” *Journal of machine learning research*, vol. 11, no. 12, 2010.
- [16] Kaiming He, Xinlei Chen, Saining Xie, Yanghao Li, Piotr Dollár, and Ross Girshick, “Masked autoencoders are scalable vision learners,” in *Proceedings of the IEEE/CVF Conference on Computer Vision and Pattern Recognition*, 2022, pp. 16000–16009.
- [17] Xin Zhang and Ruiyuan Wu, “Fast depth image denoising and enhancement using a deep convolutional network,” in *2016 IEEE international conference on acoustics, speech and signal processing (ICASSP)*. IEEE, 2016, pp. 2499–2503.