

Uncertain Evidence in Probabilistic Models and Stochastic Simulators

Andreas Munk¹

¹Department of Computer Science
University of British Columbia
Vancouver, B.C., Canada

Alexander Mead¹

Frank Wood^{1,2,3}

²Inverted AI Ltd.

³Mila, CIFAR AI Chair

Abstract

We consider the problem of performing Bayesian inference in probabilistic models where observations are accompanied by uncertainty, referred to as ‘uncertain evidence’. In many real-world scenarios, such uncertainty stems from measurement errors associated with observable quantities in probabilistic models. We explore how to interpret uncertain evidence, and by extension the importance of proper interpretation as it pertains to inference about latent variables. We consider a recently-proposed method ‘stochastic evidence’ as well as revisit two older methods: Jeffrey’s rule and virtual evidence. We devise concrete guidelines on how to account for uncertain evidence and we provide new insights, particularly regarding consistency. To showcase the impact of different interpretations of the same uncertain evidence, we carry out experiments in which we compare inference results associated with each interpretation.

1 INTRODUCTION

Consider the experiment of recording, using a stopwatch, the time t it takes for a ball to drop to the ground in order to determine the acceleration due to gravity g . Taking some prior belief about the value of g , we may solve this problem using Bayesian inference. That is, we infer $p(g|t) \propto p(g)p(t|g)$, where $p(g)$ is the prior density of g and $p(t|g)$ is the likelihood representing the physical model (or simulation) of the time t given g . This requires observing, exactly, the value of t . However, the use of a manual stopwatch implies measurement errors due to, for example, the reaction time of the wielder, internal stochasticity of the watch causing a random delay between the time from

pushing the button to displaying the recorded time. The observed time displayed on the stopwatch, \hat{t} , results in uncertainty about the real time taken for the ball to fall, t , and therefore constitutes *uncertain evidence*. How to incorporate uncertain evidence depends on how the measurement error relates t and \hat{t} . One can either incorporate the error as part of the model, which requires reasoning about $p(\hat{t}|t, g)$, or interpret measurement error as uncertainty about the real time t given \hat{t} , $p(t|\hat{t})$. For example, in the latter case, the wielder might report their subjective belief about the measurement error and how they affect it. As such, the former approach involves explicitly modeling how g and t relate to \hat{t} , while the latter approach implies reasoning about how t deviates from \hat{t} . These are fundamentally different operations that may lead to profoundly different inference results, which we illustrate experimentally, possibly affecting downstream decision-making tasks. It is therefore the purpose of this paper to provide insights and a concrete direction on how to deal with uncertain evidence and particularly how it pertains to Bayesian inference. The topic of uncertain evidence has been discussed previously; of particular relevance are (Jeffrey, 1965; Shafer, 1981), and (Pearl, 1988), which give rise to *Jeffrey’s rule* and Pearl’s *virtual evidence* respectively. While each approach has its own merits and is applicable under (almost) the same circumstances, the original literature and most prior work comparing these methods, (e.g., Pearl, 2001; Valtorta et al., 2002; Chan and Darwiche, 2005; Ben Mrad et al., 2013), are reluctant to take a concrete stand on when each is more appropriate. This paints an obfuscated picture of what to do, practically, when presented with uncertain evidence. This obfuscation becomes problematic when practitioners outside the field of statistics deal with uncertain evidence and look to the literature for ways to address it, especially, considering the increased use of Bayesian inference in high-fidelity simulators and probabilistic models (e.g., Baydin et al., 2019; Lavin et al., 2021; Liang et al., 2021; van de Schoot et al., 2021; Wood et al., 2022; Mishra-Sharma and Cranmer, 2022; Munk et al., 2022; Papamakarios et al., 2019).

In physics, complete (in the sense of modelling all the way to sensor noise and exact evidence) generative models are used in data analyses only occasionally. For example, in analyses

of temperature anisotropy and polarization in the cosmic microwave background radiation (e.g., Planck Collaboration, 2020), the observed field is taken to be a realization of an underlying Gaussian process, the particulars of which are motivated by inflation (Guth, 1981), the likelihood of the measured power spectra must necessarily be of Wishart form (Percival and Brown, 2006). However, elsewhere, likelihoods are given relatively ad-hoc forms where some notion of ‘measurement error’ is attached to uncertain observations, while the underlying *physical* model is usually taken to be understood perfectly. For example when inferring the Hubble parameter via supernovae brightness (e.g., Riess et al., 2022); pre-merger parameters of black-hole/neutron star binaries via gravitational waves (e.g., Thrane and Talbot, 2019; Dax et al., 2021); neutron star orbital/spin-down/post-Newtonian parameters via pulsar timings (e.g., Lentati et al., 2014; Vigeland and Vallisneri, 2014); planetary orbital parameters via radial velocity/transit-time observations (e.g., Schulze-Hartung et al., 2012; Feroz and Hobson, 2014; Liang et al., 2021). In most cases a Gaussian likelihood is assumed for the data, but exactly how the error relates to the data generation process is not specified. If uncertainties about simulator/model observations arise given external data, then usually Jeffrey’s rule would apply, but it appears that virtual evidence is more often employed. This calls for a more elucidated and concise treatment on how to deal with it. Therefore, this paper discusses and elaborates upon the different ways of dealing with uncertain evidence by: (1) Summarizing main points of previous work, in particular those of Jeffrey (1965); Pearl (1988); Grove and Halpern (1997); Diaconis and Zabell (1982); Chan and Darwiche (2005) and Tolpin et al. (2021). (2) Providing concrete guidelines describing what method to use in what circumstance. (3) Providing new insights as to how each approach relates to the underlying model in which one seeks to perform inference.

2 BACKGROUND

Bayesian inference aims to characterize the posterior distribution over the set of latent variables \mathbf{x}_{lat} given a set of observed variables $\mathbf{x}_{\text{obs}} = (x_{\text{obs}}^1, \dots, x_{\text{obs}}^D)$ where $\mathbf{x} = \mathbf{x}_{\text{lat}} \cup \mathbf{x}_{\text{obs}}$. When observing \mathbf{x}_{obs} with certainty the inference problem is ‘straightforward’ in the sense that $p(\mathbf{x}_{\text{lat}}|\mathbf{x}_{\text{obs}}) = p(\mathbf{x})/p(\mathbf{x}_{\text{obs}})$. However, exact inference is often infeasible as $p(\mathbf{x}_{\text{obs}})$ is usually intractable, but if the joint $p(\mathbf{x})$ is calculable then inference is achievable via approximate methods such as importance sampling (Rubin 1987), Metropolis-Hastings (Metropolis and Ulam 1949; Metropolis et al. 1953; Hastings 1970), and Hamiltonian Monte Carlo (Duane et al. 1987; Neal 1994). Unfortunately, standard Bayesian inference is incompatible with uncertain evidence where exact values of \mathbf{x}_{obs} are unavailable. The canonical example of uncertain evidence as introduced by (Jeffrey, 1965, p. 165) is “observation by candlelight”,

which motivated *Jeffrey’s rule*:

Definition 2.1. *Jeffrey’s Rule (Jeffrey, 1965)*

Let $\mathbf{x}_{\text{obs}} \subseteq \mathbf{x}$ where \mathbf{x} is a random variable and $q(\mathbf{x}_{\text{obs}}|\zeta)$ be the distribution associated with uncertain evidence conditioned on some auxiliary evidence ζ . Then the updated (posterior) distribution $p(\mathbf{x}_{\text{lat}}|\zeta)$ over $\mathbf{x}_{\text{lat}} = \mathbf{x} \setminus \mathbf{x}_{\text{obs}}$ is

$$p(\mathbf{x}_{\text{lat}}|\zeta) = \mathbb{E}_{q(\mathbf{x}_{\text{obs}}|\zeta)} [p(\mathbf{x}_{\text{lat}}|\mathbf{x}_{\text{obs}})]. \quad (1)$$

In particular, one considers the updated joint $p(\mathbf{x}|\zeta) = p(\mathbf{x}_{\text{lat}}|\mathbf{x}_{\text{obs}})q(\mathbf{x}_{\text{obs}}|\zeta)$, such that $q(\mathbf{x}_{\text{obs}}|\zeta)$ is a marginal of $p(\mathbf{x}|\zeta)$.

Jeffrey envisioned the existence of the auxiliary evidence variable, ζ , however, Jeffrey’s rule is often defined without it (e.g., Chan and Darwiche, 2005). Nonetheless, we argue that reasoning about an auxiliary variable ζ is the more intuitive perspective, as *some* evidence must have given rise to q . For instance, in the ball example in the introduction we would have $\zeta = \hat{t}$ where the number shown on the stopwatch provides information about the real time t . As a case in point; accompanying the introduction of Jeffrey’s rule is the preservation of the conditional distribution of \mathbf{x}_{lat} upon applying Jeffrey’s rule, see e.g. Jeffrey (1965); Diaconis and Zabell (1982); Valtorta et al. (2002) and Chan and Darwiche (2005). That is, the evidence ζ giving rise to $q(\mathbf{x}_{\text{obs}}|\zeta)$ must not also alter the conditional distribution of \mathbf{x}_{lat} given \mathbf{x}_{obs} . Mathematically, Jeffrey’s rule requires that, $p(\mathbf{x}_{\text{lat}}|\mathbf{x}_{\text{obs}}, \zeta) = p(\mathbf{x}_{\text{lat}}|\mathbf{x}_{\text{obs}})$. This, for instance, relates to the commutativity of Jeffrey’s rule, which we will not further elaborate here, but briefly discuss in Appendix A as it is treated in full detail by (Diaconis and Zabell, 1982).

In contrast to Jeffrey’s rule is an approach known as *virtual evidence*, proposed by Pearl (1988). Virtual evidence also includes an auxiliary *virtual* variable, but does so via the likelihood $q(\zeta|\mathbf{x}) := q(\zeta|\mathbf{x}_{\text{obs}})$, with the only parents of ζ being \mathbf{x}_{obs} :

Definition 2.2. *Virtual evidence (Pearl, 1988)*

Let $\mathbf{x}_{\text{obs}} \subseteq \mathbf{x}$, where \mathbf{x} is a random variable and \mathbf{x}_{obs} a discrete random variable. Consider a virtual variable ζ and associate uncertain evidence with K mutually exclusive and exhaustive events $\{\mathbf{x}_{\text{obs}}^k\}_{k=1}^K \ni \mathbf{x}_{\text{obs}}$ in terms of likelihood ratios¹ $\{\lambda^k\}_{k=1}^K$,

$$\lambda^1 : \dots : \lambda^K = q(\zeta|\mathbf{x}_{\text{obs}}^1) : \dots : q(\zeta|\mathbf{x}_{\text{obs}}^K). \quad (2)$$

The posterior over $\mathbf{x}_{\text{lat}} \subseteq \mathbf{x}$ given uncertain evidence is (Chan and Darwiche 2005; a result we also prove in Appendix B),

$$p(\mathbf{x}_{\text{lat}}|\zeta) = \frac{\sum_{k=1}^K \lambda^k p(\mathbf{x}_{\text{lat}}, \mathbf{x}_{\text{obs}}^k)}{\sum_{j=1}^K \lambda^j p(\mathbf{x}_{\text{obs}}^j)}. \quad (3)$$

¹The notation for ratios containing several terms, for example A, B, and C is written as $x : y : z$. This is understood as: “for every x part of A there is y part B and z part C.”

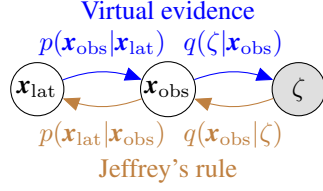


Figure 1: Jeffrey’s rule compared to virtual evidence in terms of the auxiliary evidence variable ζ . Both virtual evidence and Jeffrey’s rule are defined in terms of the base model $p(\mathbf{x})$.

If \mathbf{x}_{obs} is continuous, virtual evidence requires fully defining the likelihood $q(\zeta|\mathbf{x}_{\text{obs}})$ such that the posterior is proportional to the (virtual) joint

$$p(\mathbf{x}_{\text{lat}}|\zeta) \propto p(\mathbf{x}_{\text{lat}}, \mathbf{x}_{\text{obs}}, \zeta) = q(\zeta|\mathbf{x}_{\text{obs}})p(\mathbf{x}_{\text{obs}}, \mathbf{x}_{\text{lat}}). \quad (4)$$

In practice, in the continuous case, (Eq. 4), one can approximate the posterior using standard approximate inference algorithms requiring only the evaluation of the joint. In the discrete case, Eq. 3, the posterior inference is exact assuming a known $p(\mathbf{x}_{\text{obs}}^i)$ for all $i \in \{1, \dots, K\}$. When comparing Jeffrey’s rule and virtual evidence, (e.g., Pearl, 1988; Valtorta et al., 2002; Jacobs, 2019) we can do so in terms of the evidence variable ζ and the corresponding graphical model (Fig. 1). This figure is a graphical representation of how Jeffrey’s rule and virtual evidence relate the auxiliary variable ζ to the existing probabilistic model, $p(\mathbf{x})$. Particularly, Jeffrey’s rule and virtual evidence affect the model in *opposite* directions. Jeffrey’s rule pertains to uncertainty about \mathbf{x}_{obs} *given* some evidence, while virtual evidence requires reasoning about the likelihood $p(\zeta|\mathbf{x}_{\text{obs}})$. It is (perhaps) not surprising that one may apply Jeffrey’s rule, yet implement it as a special case of virtual evidence, by choosing a particular form of likelihood ratios, Eq. (2), and vice versa (Pearl, 1988; Chan and Darwiche, 2005). However, this is of purely algorithmic significance as the two approaches remain fundamentally different.

A third approach to uncertain evidence, recently introduced by Tolpin et al. (2021), treats the uncertain evidence on \mathbf{x}_{obs} as an event. This approach, which we refer to as *stochastic evidence*, defines a likelihood on the event $\{\mathbf{x}_{\text{obs}} \sim D_q\}$ (reads as “the event that the distribution of \mathbf{x}_{obs} is D_q with density $q(\mathbf{x}_{\text{obs}})$ ”) and considers the auxiliary variable $\zeta = \{\mathbf{x}_{\text{obs}} \sim D_q\}$:

Definition 2.3. *Stochastic evidence (Tolpin et al., 2021)*

Consider a probabilistic model which has a known factorization $p(\mathbf{x}) = p(\mathbf{x}_{\text{obs}}|\mathbf{x}_{\text{lat}})p(\mathbf{x}_{\text{lat}})$. Let $q(\mathbf{x}_{\text{obs}})$ be a density of $\mathbf{x}_{\text{obs}} \subseteq \mathbf{x}$, with distribution D_q . Define the likelihood $q(\mathbf{x}_{\text{obs}} \sim D_q|\mathbf{x}_{\text{lat}})$ given \mathbf{x}_{lat} as

$$q(\zeta|\mathbf{x}_{\text{lat}}) = \frac{\exp \mathbb{E}_{q(\mathbf{x}_{\text{obs}})} [\ln p(\mathbf{x}_{\text{obs}}|\mathbf{x}_{\text{lat}})]}{Z(\mathbf{x}_{\text{lat}})} \quad (5)$$

where $\zeta = \{\mathbf{x}_{\text{obs}} \sim D_q\}$ and $Z(\mathbf{x}_{\text{lat}})$ is a normalization constant that generally depends on \mathbf{x}_{lat} . Typically we drop explicitly writing ζ and simply write $q(\mathbf{x}_{\text{obs}} \sim D_q|\mathbf{x}_{\text{lat}})$. See (Tolpin et al., 2021) for sufficient conditions for which $Z(\mathbf{x}_{\text{lat}}) < \infty$

3 WHICH APPROACH?

The lack of a general consensus on how best to approach uncertain evidence means that it is difficult to know what to do, in practical terms, when faced with uncertain evidence. In isolation, each approach discussed in the previous section appears well supported, even when applied to the same model (e.g., Ben Mrad et al., 2013). However, the underlying arguments remain somewhat circumstantial. Prior work tends to create contexts tailored for each approach and it is unclear how relatable or generalizable those contexts are. As such, much prior work is not particularly instructive when deducing which approach to adopt for new applications that do not fit those prior context. Further, even when given concrete suggestions, the underlying rationale can be ambiguous. For example, Pearl (2001) argues strongly for the virtual evidence approach by considering a literal and colloquial interpretation of uncertain evidence in the form of statements expressed in terms of betting odds. Pearl (2001) reasons that both interpretations are valid, but concludes that the colloquial perspective, which leads to virtual evidence, is more appropriate. However, it seems that an argument based on colloquialism is insufficient, especially considering the inadequate intuitive understanding of probabilities by humans. This argument relies on making assumptions about the colloquial mechanisms underlying the evidence – assumptions that cast doubt about the literal interpretation. Arguably, doubt should not lead to certainty in the colloquial interpretation (which itself is a vague definition). Rather, doubt should lead instead to a distribution over the literal and colloquial interpretations. Specifically, by denoting the (uncertain) evidence ϵ and noting that the literal or colloquial interpretations corresponds to two different models, $M \in \{M_{\text{lit}}, M_{\text{col}}\}$, one could consider the conditional distribution $P(M|\epsilon)$ in order to account for doubt in the interpretation of ϵ . In light of this, we argue that the apparent philosophical discourse fundamentally stems from disagreement about the model, $M \in \mathcal{M}$, in which we seek to do inference given uncertain evidence $\epsilon \in \mathcal{E}$.

3.1 A Unified Perspective

How then should we define $p(M|\epsilon)$? For example, a particular instance of ϵ would encode the stochastic evidence about variables in the model M and one *could* define $p(M|\epsilon)$ as a uniform discrete probability distribution, placing probability mass exclusively on Jeffrey’s rule, virtual evidence, and stochastic evidence. The crux of the matter lies in the phrase “could define $p(M|\epsilon)$.” Not only is it high impossible

to reach consensus on how to define such an object, but to even make such an attempt requires fully specifying \mathcal{M} and \mathcal{E} . Such an endeavor is necessarily futile, as this implies reasoning about all possible models and observable evidences. However, while universal consensus is arguably unattainable; *local* consensus might be. Here locality refers to defining $p(M|\epsilon)$ on constrained and application dependent subsets $\tilde{\mathcal{E}} \subset \mathcal{E}$ and $\tilde{\mathcal{M}} \subset \mathcal{M}$. This perspective was considered by Grove and Halpern (1997), yet does not seem to have resurfaced in this context since. Grove and Halpern (1997) define $\tilde{\mathcal{M}}$ in terms of a prior $p(M)$ and implicitly defines $\tilde{\mathcal{E}}$ as a set of trusted statements pertaining to (conditional) probabilities. They further define the likelihood $p(\epsilon|M)$ which evaluates to one if the model M is consistent with the evidence ϵ and zero otherwise. From this they are able to calculate $p(M|\epsilon) \propto p(\epsilon|M)p(M)$. The significance of this perspective is that reasoning about the triplet $M \in \tilde{\mathcal{M}}$, $\epsilon \in \tilde{\mathcal{E}}$, and $p(M|\epsilon)$ makes for a better foundation that encourages discussions about and makes clear the underlying assumptions. We therefore limit our consideration of $\tilde{\mathcal{E}}$ and $\tilde{\mathcal{M}}$ to constrained, but widely applicable (and application dependent), subsets set in the context of inference. To construct $\tilde{\mathcal{E}}$ and $\tilde{\mathcal{M}}$ we begin with the assumption that a *base model*, $p(\mathbf{x})$, is always available. We further assume that $\tilde{\mathcal{E}}$ contains evidence in the form of statements which we interpret in a literal sense. To ensure inference with exact evidence is possible, we require that $\tilde{\mathcal{E}}$ contain evidences that encode exact evidence about $\mathbf{x}_{\text{obs}} \subseteq \mathbf{x}$. For example $\epsilon =$ “the value of \mathbf{x}_{obs} is $\hat{\mathbf{x}}_{\text{obs}}$.” Finally, we constrain the form of *uncertain evidence* by requiring ϵ to encode uncertainty in one of three ways: (I) ϵ encodes a distribution q over $\mathbf{x}_{\text{obs}} \subseteq \mathbf{x}$, for example $\epsilon =$ “given evidence, ζ , the distribution of \mathbf{x}_{obs} is $q(\mathbf{x}_{\text{obs}}|\zeta)$ ”. (II) ϵ encodes *conditional* uncertain evidence about \mathbf{x}_{obs} given $\mathbf{x}_{\text{lat}} = \hat{\mathbf{x}}_{\text{lat}}$, for example $\epsilon =$ “iff $\mathbf{x}_{\text{lat}} = \hat{\mathbf{x}}_{\text{lat}}$ then the distribution of \mathbf{x}_{obs} is $q(\mathbf{x}_{\text{obs}}|\mathbf{x}_{\text{lat}} = \hat{\mathbf{x}}_{\text{lat}})$.” (III) Uncertain evidence is explicitly expressed in terms of a likelihood of \mathbf{x}_{obs} , for example let $\mathbf{x}_{\text{obs}} \in \{0, 1\}$ and consider $\epsilon =$ “ $\mathbf{x}_{\text{obs}} = 1$ is twice as likely to explain the evidence compared to $\mathbf{x}_{\text{obs}} = 0$.” We define $\tilde{\mathcal{M}}$ implicitly by requiring that the random variable ϵ partitions \mathcal{M} such that the posterior $p(\mathbf{x}_{\text{lat}}|\epsilon)$ takes a certain form:

Definition 3.1. Given $\epsilon \in \tilde{\mathcal{E}}$, we define $p(\tilde{\mathcal{M}}|\epsilon)$ and $\tilde{\mathcal{M}}$ implicitly through the partitions of $\tilde{\mathcal{M}}$ as generated by ϵ , such that inference given ϵ becomes,

$$p(\mathbf{x}_{\text{lat}}|\epsilon) = \mathbb{E}_{p(M|\epsilon)}[p(\mathbf{x}_{\text{lat}}|M)] \quad (6)$$

$$= \begin{cases} p(\mathbf{x}_{\text{lat}}|\mathbf{x}_{\text{obs}}), & \text{if } \epsilon \text{ is exact,} \\ \int p(\mathbf{x}_{\text{lat}}|\mathbf{x}_{\text{obs}})q(\mathbf{x}_{\text{obs}}|\zeta)d\mathbf{x}_{\text{obs}}, & \text{if } \epsilon \text{ is type (I),} \\ \frac{p(\mathbf{x}_{\text{lat}})q(\mathbf{x}_{\text{obs}} \sim D_q|\mathbf{x}_{\text{lat}})}{p(\mathbf{x}_{\text{obs}} \sim q)}, & \text{if } \epsilon \text{ is type (II),} \\ \frac{\int p(\mathbf{x}_{\text{lat}})p(\mathbf{x}_{\text{obs}}|\mathbf{x}_{\text{lat}})q(\zeta|\mathbf{x}_{\text{obs}})d\mathbf{x}_{\text{obs}}}{p(\zeta)}, & \text{if } \epsilon \text{ is type (III).} \end{cases}$$

We emphasize, that the definitions of $\tilde{\mathcal{E}}$, $\tilde{\mathcal{M}}$, and $p(\tilde{\mathcal{M}}|\epsilon)$ are *not* fundamental truths. Rather, they are subject to our

beliefs about how one ought to approach uncertain evidence in a form found in $\tilde{\mathcal{E}}$. In particular, notice that type (I) and (II) evidences are similar in that they describe a distribution of \mathbf{x}_{obs} . The crucial difference lies in the conditional relationship giving rise to said probability. In type (I) we assume this conditional variable is some auxiliary evidence $\zeta \notin \mathbf{x}$, whereas in type (II) the conditional variable is \mathbf{x}_{lat} (or a subset thereof). While Tolpin et al. (2021) proposed stochastic evidence as a method to deal with evidence of type (I) and (II) we argue that Jeffrey’s rule is *the* approach to deal with type (I) and stochastic evidence is appropriate for type (II). We draw this conclusion by considering the conditions under which uncertain evidence is consistent with the base model. Additionally, our definition of consistency allows for checking whether or not the base model permits the specific form of given uncertain evidence.

3.2 Consistency

We define consistency in terms of whether or not one can extend the joint distribution with auxiliary variables such as to contain the uncertainty encoded in $\epsilon \in \tilde{\mathcal{E}}$,

Definition 3.2. *Consistency*

Consider an auxiliary variable ζ and the associated density q derived from ϵ , where q can take the form of either $q(\zeta|\cdot)$ or $q(\cdot|\zeta)$. We then say that Jeffrey’s rule, virtual evidence, and stochastic evidence are consistent with $p(\mathbf{x})$ if a joint exists, $p(\zeta, \mathbf{x}) = p(\zeta|\mathbf{x})p(\mathbf{x})$, such that either $p(\zeta|\cdot) = q(\zeta|\cdot)$ or $p(\cdot|\zeta) = q(\cdot|\zeta)$ depending on the form of q .

It is easy to show that both virtual evidence, by its definition, and stochastic evidence are always consistent. Virtual evidence is defined as an extension of the graphical model $p(\mathbf{x})$ through the auxiliary variable ζ and its likelihood $q(\zeta|\mathbf{x}_{\text{obs}})$. That is we can always consider $p(\zeta|\mathbf{x}_{\text{obs}}) := q(\zeta|\mathbf{x}_{\text{obs}})$ such that $p(\zeta, \mathbf{x}) := p(\zeta|\mathbf{x}_{\text{obs}})p(\mathbf{x})$. Similarly, in the case of stochastic evidence, we can consider $p(\zeta, \mathbf{x}) := p(\zeta|\mathbf{x}_{\text{lat}})p(\mathbf{x}_{\text{obs}}|\mathbf{x}_{\text{lat}})p(\mathbf{x}_{\text{lat}})$ where again $p(\zeta|\mathbf{x}_{\text{lat}}) := q(\zeta|\mathbf{x}_{\text{lat}})$. However, despite stochastic evidence being consistent, notice that it introduces the auxiliary variable ζ as independent of \mathbf{x}_{obs} . As such, stochastic evidence introduces an entirely new likelihood with respect to \mathbf{x}_{lat} and we can consider $p(\zeta|\mathbf{x}_{\text{lat}})p(\mathbf{x}_{\text{lat}})$ as a *new* model. This results in the loss of the physical interpretation of the relationship between \mathbf{x}_{obs} and \mathbf{x}_{lat} as defined through $p(\mathbf{x}_{\text{obs}}|\mathbf{x}_{\text{lat}})$ even though $q(\zeta|\mathbf{x}_{\text{lat}})$ is derived from $p(\mathbf{x}_{\text{obs}}|\mathbf{x}_{\text{lat}})$. On the other hand, in the case of Jeffrey’s rule, we cannot guarantee consistency, and so one needs to be mindful of the potential mismatch between the base model and $q(\mathbf{x}_{\text{obs}}|\zeta)$. While Diaconis and Zabell (1982) provide an extensive and theoretical examination of Jeffrey’s rule they leave out important points concerning necessary conditions for Jeffrey’s rule to satisfy consistency that we present here and prove in Appendix B.1:

Theorem 3.3. *Necessary and sufficient conditions for Jef-*

Jeffrey's rule to be consistent with respect to $p(\mathbf{x})$ given $q(\mathbf{x}_{\text{obs}}|\zeta)$, that is there exists a joint $p(\zeta, \mathbf{x})$ such that $p(\mathbf{x}_{\text{obs}}|\zeta) = q(\mathbf{x}_{\text{obs}}|\zeta)$,

1. (Necessary and sufficient) There exists $p(\zeta|\mathbf{x}_{\text{obs}})$ such that for all ζ and \mathbf{x}_{obs} ,

$$q(\mathbf{x}_{\text{obs}}|\zeta) = \frac{p(\zeta|\mathbf{x}_{\text{obs}})p(\mathbf{x}_{\text{obs}})}{\mathbb{E}_{p(\mathbf{x}_{\text{obs}})}[p(\zeta|\mathbf{x}_{\text{obs}})]}$$

2. (Necessary) If $q(\mathbf{x}_{\text{obs}}|\zeta) = \prod_{i=1}^D q(x_{\text{obs}}^i|\zeta)$ then it must hold that: (1) ζ is a multivariate variable $\zeta = (\zeta_1, \dots, \zeta_D)$ where each ζ_i uniquely links to x_{obs}^i such that $q(x_{\text{obs}}^i|\zeta) = q(x_{\text{obs}}^i|\zeta_i)$ and (2) \mathbf{x}_{lat} is likewise multivariate and each x_{lat}^i uniquely links to x_{obs}^i such that $p(x_{\text{obs}}^i|\mathbf{x}_{\text{lat}}) = p(x_{\text{obs}}^i|x_{\text{lat}}^i)$.
3. (Necessary) Let $p(\zeta) = \mathbb{E}[p(\zeta|\mathbf{x}_{\text{obs}})]$, then it must hold that: (1) $\text{Cov}[\mathbf{x}_{\text{obs}}] \succeq \mathbb{E}[\text{Cov}[\mathbf{x}_{\text{obs}}|\zeta]]$, where \succeq denotes determinant inequality. (2) For each x_{obs}^i it holds that $\text{Var}[x_{\text{obs}}^i] \geq \mathbb{E}[\text{Var}[x_{\text{obs}}^i|\zeta]]$. In particular, if the variance $\text{Var}[x_{\text{obs}}^i|\zeta] = \sigma^2$ is constant and independent of ζ we have $\text{Var}[x_{\text{obs}}^i] \geq \sigma^2$ with equality if and only if $\mathbb{E}[x_{\text{obs}}^i|\zeta] = \mu$ is constant.

Unfortunately, validating consistency of Jeffrey's rule is in general infeasible as Theorem 3.3 (1) is usually intractable to assess. One can only reliably conclude if Jeffrey's rule is inconsistent in special cases via Theorem 3.3 (2-3). However, even though the conditional joint $p(\mathbf{x}|\zeta)$ may be inconsistent it remains, in fact, the model closest to $p(\mathbf{x})$ as measured by the KL divergence $D_{\text{KL}}(p(\mathbf{x}|\zeta)||p(\mathbf{x}))$ constrained such that $\int p(\mathbf{x}|\zeta)d\mathbf{x}_{\text{lat}} = q(\mathbf{x}_{\text{obs}}|\zeta)$ (Peng et al., 2010, and citations therein). This combined with the view that stochastic evidence defines a *new* model devoid of physical interpretation are the primary reasons why we prefer Jeffrey's rule over stochastic evidence.

3.3 Stochastic Evidence: Exact or Implied Inference?

While we generally prefer Jeffrey's rule over stochastic evidence and although Jeffrey's rule is technically applicable given type (II) uncertain evidence, why then do we prefer stochastic evidence given type (II)? If we were to use Jeffrey's rule in this case its interpretation becomes unclear if q is of the form $q(\mathbf{x}_{\text{obs}}|g(\mathbf{x}_{\text{lat}}))$ where $g(\cdot)$ is a selector function which selects a subset of the variables such that $g(\mathbf{x}_{\text{lat}}) \subseteq \mathbf{x}_{\text{lat}}$. As we ultimately seek to infer a posterior over the latent variables given $\zeta = g(\mathbf{x}_{\text{lat}})$, it violates the intuition that ζ should be an auxiliary variable not found in \mathbf{x} . Specifically, we can consider two kinds of uncertain evidence of this form: (1) a functional $q(\mathbf{x}_{\text{obs}}|g(\mathbf{x}_{\text{lat}}))$ specified for all \mathbf{x}_{lat} and \mathbf{x}_{obs} and (2) a conditional form such that q is a distribution specified for only a specific value of $g(\mathbf{x}_{\text{lat}}) = g(\hat{\mathbf{x}}_{\text{lat}})$. In case (1) one arguably

ought to replace the model $p(\mathbf{x}) \rightarrow q(\mathbf{x}_{\text{obs}}|g(\mathbf{x}_{\text{lat}}))p(\mathbf{x}_{\text{lat}})$ such that $q(\mathbf{x}_{\text{obs}}|g(\mathbf{x}_{\text{lat}}))$ becomes the new likelihood. However, in case (2) we cannot simply replace the model, as we do not know the form of q for any other value of $g(\mathbf{x}_{\text{lat}})$ than $g(\hat{\mathbf{x}}_{\text{lat}})$. In particular, we can think of case (2) as the limiting case of observing $\mathcal{D} = \{\mathbf{x}_{\text{obs}}^i\}_{i=1}^N$ for $N \rightarrow \infty$, where $\mathbf{x}_{\text{obs}}^i \stackrel{i.i.d.}{\sim} p(\mathbf{x}_{\text{obs}}|g(\mathbf{x}_{\text{lat}}) = g(\hat{\mathbf{x}}_{\text{lat}}))$, where the empirical distribution of \mathcal{D} in the limit represents $p(\mathbf{x}_{\text{obs}}|g(\mathbf{x}_{\text{lat}}) = g(\hat{\mathbf{x}}_{\text{lat}}))$. As pointed out also by Tolpin et al. (2021) there is a similarity between observing \mathcal{D} for large N and instead condition on $q(\mathbf{x}_{\text{obs}})$ associated with the empirical distribution represented by \mathcal{D} . From this perspective, stochastic evidence provides for inferring $p(\mathbf{x}_{\text{lat}}|\mathbf{x}_{\text{obs}} \sim D_q)$ as opposed to $p(\mathbf{x}_{\text{lat}}|\mathcal{D})$. This view is useful, particularly when \mathcal{D} is unavailable yet its distributive representation, q , is. For example, if provided a q in terms of summary statistics or quantiles it seems reasonable to condition on the event $\{\mathbf{x}_{\text{obs}} \sim D_q\}$ via Eq. (5) which Tolpin et al. (2021) also showcases. Arguably, if $q(\mathbf{x}_{\text{obs}}) = p(\mathbf{x}_{\text{obs}}|g(\mathbf{x}_{\text{lat}}))$ one may be better off simply sampling $\mathcal{D} \sim q$ and performing standard inference, whereas if $q \approx p(\mathbf{x}_{\text{obs}}|g(\mathbf{x}_{\text{lat}}))$ stochastic evidence and thereby conditioning on q may be more appropriate. One caveat to stochastic evidence, that Tolpin et al. (2021) do not discuss, is whether or not $Z(\mathbf{x}_{\text{lat}})$ in Eq. (5) is calculable. In particular, Tolpin et al. (2021) appears to leave it as a normalization constant that is never calculated. That is, they consider, as their likelihood, $\hat{q}(\mathbf{x}_{\text{obs}} \sim D_q|\mathbf{x}_{\text{lat}}) \propto q(\mathbf{x}_{\text{obs}} \sim D_q|\mathbf{x}_{\text{lat}})Z(\mathbf{x}_{\text{lat}})$ when performing inference. The difference between $q(\mathbf{x}_{\text{obs}} \sim D_q|\mathbf{x}_{\text{lat}})$ and $\hat{q}(\mathbf{x}_{\text{obs}} \sim D_q|\mathbf{x}_{\text{lat}})$ in the context of inference is,

$$\begin{aligned} p(\mathbf{x}_{\text{lat}}|\mathbf{x}_{\text{obs}} \sim D_q) \\ \propto \begin{cases} q(\mathbf{x}_{\text{obs}} \sim D_q|\mathbf{x}_{\text{lat}})p(\mathbf{x}_{\text{lat}}) & \text{if known } Z(\mathbf{x}_{\text{lat}}), \\ \hat{q}(\mathbf{x}_{\text{obs}} \sim D_q|\mathbf{x}_{\text{lat}})p(\mathbf{x}_{\text{lat}}) & \text{otherwise.} \end{cases} \end{aligned} \quad (7)$$

While the first expression in Eq. (7) leads to posterior inference as expected, the second expression leads to an implied posterior via the implied joint,

$$\begin{aligned} \hat{q}(\mathbf{x}_{\text{obs}} \sim D_q|\mathbf{x}_{\text{lat}})p(\mathbf{x}_{\text{lat}}) \\ = q(\mathbf{x}_{\text{obs}} \sim D_q|\mathbf{x}_{\text{lat}})p(\mathbf{x}_{\text{lat}})Z(\mathbf{x}_{\text{lat}}) \\ = q(\mathbf{x}_{\text{obs}} \sim D_q|\mathbf{x}_{\text{lat}})\hat{p}_a(\mathbf{x}_{\text{lat}}), \end{aligned} \quad (8)$$

where $\hat{p}_a(\mathbf{x}_{\text{lat}}) = p(\mathbf{x}_{\text{lat}})Z(\mathbf{x}_{\text{lat}})$ is a *stochastic evidence adjusted* unnormalized prior on \mathbf{x}_{lat} . As such, regardless of whether or not a known $Z(\mathbf{x}_{\text{lat}})$ is available, both forms in Eq. (7) use the same likelihood on the event $\{\mathbf{x}_{\text{obs}} \sim D_q\}$ but use different priors on \mathbf{x}_{lat} . To ensure the second expression in Eq. (7) leads to a valid posterior, it is enough to show that the adjusted prior $p_a(\mathbf{x}_{\text{lat}}) \propto \hat{p}_a(\mathbf{x}_{\text{lat}})$ normalizes in \mathbf{x}_{lat} .

Theorem 3.4. *Under the same assumptions as in Theorem 1 in the paper of Tolpin et al. (2021), the adjusted prior $p_a(\mathbf{x}_{\text{lat}}) = p(\mathbf{x}_{\text{lat}})Z(\mathbf{x}_{\text{lat}})/C$ normalizes. That is $C < \infty$.*

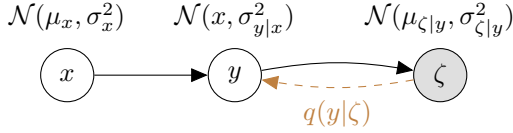


Figure 2: Graphical model of a multivariate Gaussian. The brown dashed edge and associated density $q(y|\zeta)$ is the given uncertain evidence density used in the experiment in Section 4.1. We use a dashed edge to emphasize that q is a posited density rather than derived from the true, unknown, model.

Proof of Theorem 3.4. Assume, as done by Tolpin et al. (2021), that the set of distributions \mathcal{Q} is implicitly defined through the set of parameters Θ where $\theta \in \Theta$ parameterizes q_θ such that $\mathcal{Q} = \{q_\theta | \theta \in \Theta\}$. Assume further that $\sup_{\mathbf{x}_{\text{obs}}} \int_{\Theta} q_\theta(\mathbf{x}_{\text{obs}}) d\mathbf{x}_{\text{obs}} < \infty$. Then the bound on $Z(\mathbf{x}_{\text{lat}})$, as derived by Tolpin et al. (2021), is independent of \mathbf{x}_{lat} . It then follows that $Z(\mathbf{x}_{\text{lat}}) \leq \tilde{Z}$ for all \mathbf{x}_{lat} such that

$$\begin{aligned} C &= \int \hat{p}_a(\mathbf{x}_{\text{lat}}) d\mathbf{x}_{\text{lat}} = \int p(\mathbf{x}_{\text{lat}}) Z(\mathbf{x}_{\text{lat}}) d\mathbf{x}_{\text{lat}} \\ &\leq \int p(\mathbf{x}_{\text{lat}}) \tilde{Z} d\mathbf{x}_{\text{lat}} = \tilde{Z} < \infty. \end{aligned}$$

This implies that $p_a(\mathbf{x}_{\text{lat}}) = p(\mathbf{x}_{\text{lat}}) Z(\mathbf{x}_{\text{lat}}) / C$ is a valid marginal as it normalizes in \mathbf{x}_{lat} , which concludes the proof. \square

3.4 Complexity

The primary consideration when comparing Jeffrey’s rule, virtual evidence, and stochastic evidence, is their applicability given a certain type of uncertain evidence. In a practical setting, it is unclear by how much each approach differs in their posteriors over \mathbf{x}_{lat} given the same uncertain evidence. As we illustrate in Section 4.1, this difference may range from significant to negligible and is a function of the base model as well as the uncertain evidence. Therefore, when inference is time-sensitive, it may be beneficial to initially perform inference using an approach of low computational complexity and then subsequently follow up with the appropriate approach to verify inference results. Our complexity analysis assumes no analytical solution to any of the uncertain evidence approaches; this includes calculations of expectations as well as posterior inference. As such, each approach relies on approximations; i.e. sampling-based inference methods as well as Monte Carlo estimations of expectations. We use c_i to denote the complexity for achieving adequate approximate posterior inference, and we use n_e to denote the number of required samples for adequate Monte Carlo estimations of expectations. Note that this relies on the additional assumption that inferring $p(\mathbf{x}_{\text{lat}} | \mathbf{x}_{\text{obs}})$ has the same complexity as inferring $p(\mathbf{x}_{\text{lat}} | \zeta) = \int p(\mathbf{x}_{\text{lat}}, \mathbf{x}_{\text{obs}} | \zeta) d\mathbf{x}_{\text{obs}}$ where ζ is the

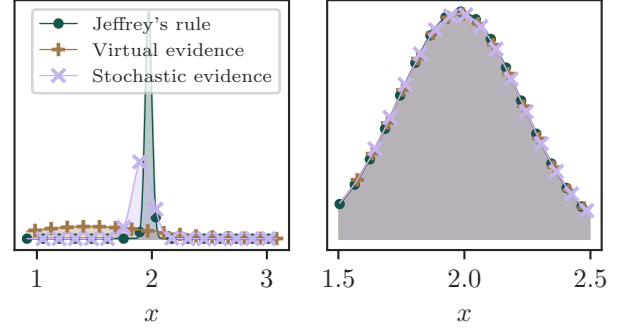


Figure 3: Analytical posterior results given uncertain evidence $q(y|\zeta)$ using Jeffrey’s rule, virtual evidence, and stochastic evidence. (Left) We set $\mu_x = 1$, $\sigma_x = 1$, $\sigma_{y|x} = 0.3$, $\sigma_q = 1$, and $\zeta = 2$ from which we derive the remaining means and (conditional) variances as described in Section 4.1. (Right) same as (left) except with $\mu_x = 0$, $\sigma_x = 5$, $\sigma_{y|x} = 0.5$, $\sigma_q = 0.5$, and $\zeta = 2$.

auxiliary variable in virtual evidence. From this we find that the complexity of Jeffrey’s rule, Eq. (1), requires estimating the expected posterior leading to a complexity of $c_i n_e$, while virtual evidence is c_i as it only involves inferring the posterior under the joint given by Eq. (4). As for stochastic evidence, Eq. (5), if the new likelihood is analytically tractable the complexity is c_i , since it requires only the inference of the posterior with respect to either of the implied joints in Eq. (8). However, the complexity increases to $c_i n_e$ if approximating the likelihood using Monte Carlo estimation. Therefore, virtual evidence is, in general, more efficient than both Jeffrey’s rule and stochastic evidence, unless the latter has an analytical likelihood.

Finally, we note that a reduction of the complexity gap between Jeffrey’s rule and virtual evidence is achievable using amortized inference methods such as inference compilation (Le et al., 2017). Such methods reduce the complexity of inference in exchange for an upfront computational cost, such that the required number of importance samples to get good posterior estimates is much smaller.

4 EXPERIMENTS

In this section we illustrate the differences between Jeffrey’s rule, virtual evidence, and stochastic evidence. We demonstrate how each approach can lead to inference results that range from being significantly different to almost indistinguishable. Most prior work (e.g., Chan and Darwiche, 2005; Ben Mrad et al., 2013; Mrad et al., 2015; Jacobs, 2019) compares only Jeffrey’s rule and virtual evidence for discrete problems, whereas we focus on the continuous case.

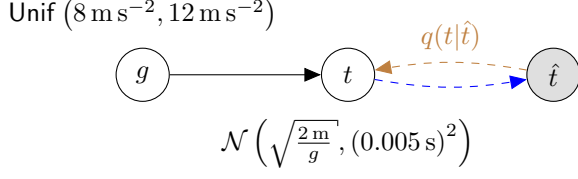


Figure 4: Graphical model of the *drop of a ball* experiment in Section 4.2. We use a brown dashed edge to specify the posited uncertain evidence density, while the blue dashed edge emphasizes that we do not know the true $p(\hat{t}|t)$. Rather, the blue edge represent *interpreting* uncertain evidence of type (I) as type (III) leading to virtual evidence.

4.1 Uncertain Evidence and the Multivariate Gaussian

We consider the model shown in Fig. 2 with the base model $p(x, y) = p(x)p(y|x)$ where $p(x) = \mathcal{N}(\mu_x, \sigma_x^2)$ and $p(y|x) = \mathcal{N}(x, \sigma_{y|x}^2)$. The aim is to infer the posterior distribution of x , ideally given exact evidence y . However we assume no such evidence is available and we are instead given uncertain evidence, ϵ , of type (I); that is we are given the density $q(y|\zeta) = \mathcal{N}(\zeta, \sigma_q^2)$ and instead seek to infer $p(x|\zeta)$. Using Eq. (6) implies performing inference using Jeffrey’s rule. To ensure Jeffrey’s rule is consistent, Theorem 3.3, we take on the perspective of an “oracle” and restrict the entire model in Fig. 2 to be a multivariate Gaussian, which leads to all conditionals and marginals also being Gaussian (e.g. Bishop, 2006, ch. 2.3). We see that Theorem 3.3 (II) is trivially satisfied as $\mathbf{x}_{\text{lat}} = x$, $\mathbf{x}_{\text{obs}} = y$, and ζ are one-dimensional. Further, we find a $p(\zeta|y)$ that satisfies Theorem 3.3 (I) by choosing $p(\zeta|y) = \mathcal{N}(\mu_{\zeta|y}, \sigma_{\zeta|y}^2)$ such that $\mu_{\zeta|y} = (y\sigma_{\zeta}^2 + \mu_x\sigma_q^2)/(\sigma_{\zeta}^2 + \sigma_q^2)$ and $\sigma_{\zeta|y}^2 = \sigma_{\zeta}^2\sigma_q^2/(\sigma_{\zeta}^2 + \sigma_q^2)$ where $\sigma_{\zeta}^2 = \sigma_x^2 + \sigma_{y|x}^2 - \sigma_q^2$. Specifically, we see how the variance constraint $\sigma_{\zeta}^2 \geq 0$ ensures that we satisfy Theorem 3.3 (III) as $\sigma_{\zeta}^2 \geq 0 \Rightarrow \sigma_y^2 = \sigma_x^2 + \sigma_{y|x}^2 \geq \sigma_q^2 = \mathbb{E}[\text{Var}[y|\zeta]]$.

When comparing Jeffrey’s rule to virtual and stochastic evidences we fix the base model $p(x, y)$ and the density $q(y|\zeta)$ but vary the interpretation of the stochastic evidence. In particular, since $q(y|\zeta)$ is symmetric in y and ζ , we take for virtual evidence $p_V(\zeta|y) = \mathcal{N}(y, \sigma_{q_c}^2)$. In the case of stochastic evidence we analytically solve for $q(y \sim D_q|x)$ as well as the adjusted prior $p_a(x)$ by assuming the density D is implicitly defined through the mean, θ , of $q(y|\zeta) = \mathcal{N}(\theta, \sigma_q^2)$, see Appendix C.1. In all cases, we arrive at Gaussian distributed posteriors $p(x|\zeta)$, and we show the different posteriors in Fig. 3. We note how in Fig. 3, in the left panel the three methods result in vastly different posteriors, whereas those in the right panel are indistinguishable. This emphasizes the potential importance of choosing the right approach to dealing with uncertain evidence (which in this case implies interpreting it as type (I)).

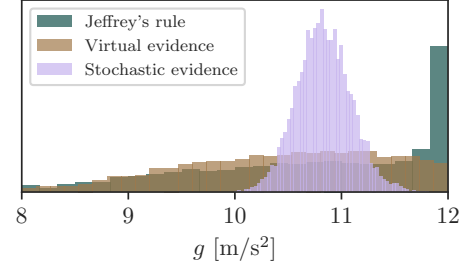


Figure 5: Posterior distributions over the gravitational acceleration, g , on the surface of Earth inferred by an experiment in which the time taken, $\hat{t} = 0.43$ s, for a ball to fall 1 m is measured. Given the uncertain evidence $q(t|\hat{t}) = \mathcal{N}(0.43 \text{ s}, (0.03 \text{ s})^2)$ The correct result $g \simeq 9.81 \text{ m s}^{-2}$ is well covered by the two posteriors of Jeffrey’s rule and virtual evidence (although they are difference) but excluded by stochastic evidence.

4.2 The Drop of a Ball

Consider the running example in this paper of the classic ‘high school’ experiment in which a student attempts to measure gravitational acceleration, g , by timing, t , how long it takes for a ball to fall a distance, x . Armed with the formula $x = gt^2/2$ our student can convert measurements of t into estimates of g if x is known. In our setup $x = 1$ m and is measured a-priori, we assume a ‘model’ error of 0.005 s to account for physics ignored by our formula (e.g., air resistance) and we assume an error of 0.03 s on the true time, t , given the observation, \hat{t} , produced by the stopwatch (type (I) uncertain evidence) – our student does not trust their ability to hit the ‘stop’ button as the ball hits the ground more accurately than this. Our (lazy) student then attempts to infer g from a single experiment, during which they observe a time on the stopwatch² of 0.43 s, leading to $q(t|\hat{t}) = \mathcal{N}(0.43 \text{ s}, (0.03 \text{ s})^2)$. We show the graphical model in Fig. 4. For virtual evidence we again ‘flip’ q , as it is symmetric in its mean and random variable, such that $p_V(\hat{t}|t) = \mathcal{N}(t, (0.03 \text{ s})^2)$. For stochastic evidence we notice the form of $q(t \sim D_q|g)$ is the same as in Section 4.1 which allows for an analytical solution. In the case of Jeffrey’s rule we similarly trivially satisfy Theorem 3.3 (II), as g , t , and \hat{t} are one-dimensional, as well as Theorem 3.3 (III), as $\text{Var}[y] = \mathbb{E}[\text{Var}[t|g]] + \text{Var}[\mathbb{E}[t|g]] = 0.005^2 + \mathbb{E}[2/g] - (\mathbb{E}[\sqrt{2}/\sqrt{g}])^2 = 0.0007 \geq 0.003^2 = \text{Var}[\mathbb{E}[t|\hat{t}]]$. We also note that different to the experiment in Section 4.1 we do not compute analytical posteriors but infer those using approximate Bayesian inference via the probabilistic programming language PYPROB (Baydin and Le, 2018). Fig. 5 shows the posteriors using the three different interpretations of the given uncertain evidence. We see that each posterior

²A perfect experiment would record $\simeq 0.45$ s for the terrestrial $g \simeq 9.81 \text{ m s}^{-2}$.

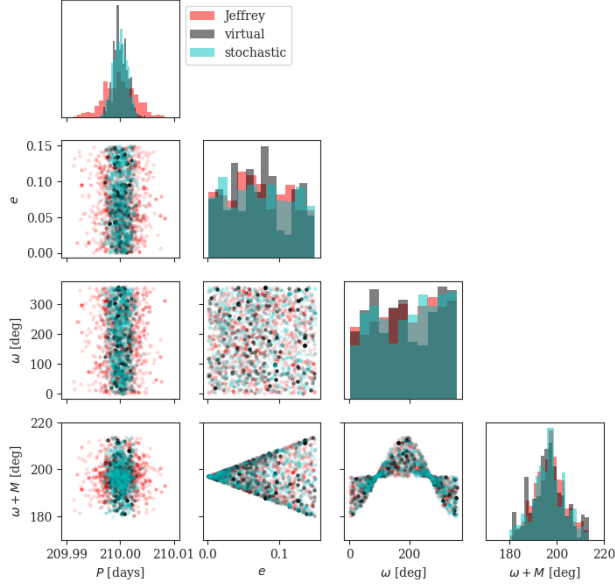


Figure 6: Inferred orbital parameters of an exoplanet around a Kepler star. We simulate 7 transits of the system, and assume an error on the measured transits of 20 mins while we assume an error on our ability to model the transits of 10 mins. While the marginal posterior distributions of e , ω and $\omega + M$ are all in agreement, the posterior over P is significantly different when extracted using Jeffrey’s rule compared to the other two methods.

is different with Jeffrey’s rule and virtual evidence being more similar compared to stochastic evidence. In particular we note the small variance of stochastic evidence results in near zero probability on the true value of the gravitational acceleration at $g \simeq 9.81 \text{ m s}^{-2}$. This again exemplifies the potential error one might make when a certain type of uncertain evidence is misinterpreted.

4.3 Planet Orbiting Kepler 90

The Kepler satellite (Borucki et al., 2010) measured the flux from over half a million stars over 5 years. Dips in the observed flux can occur when a planet transits in front of the stellar disk, and accurate measurements of the exact transit times allow us to infer the orbital properties of the planets. However, the received flux from distant stars varies for other reasons (e.g., stellar pulsations, telescope temperature) and in principle one should fit a joint orbit/stellar/telescope model to the observed flux to infer orbital parameters. However, it is common (e.g., Liang et al., 2021) to extract this information in two phases: first to fit a model of the star and to extract from this the *transit times* and second to extract orbital parameters from these transit times. Thus the measurements of transit times constitute uncertain evidence, in that they are provided as estimated times with an associated error. In the case of a single planet, it is only possible to

infer the orbital period, P , and the anomaly angle $\omega + M$, while the other (planar) orbital parameters, eccentricity, e , and periapsis argument, ω , remain marginally unconstrained (but not in correlation with P and $\omega + M$). We simulate data, based on Kepler-90g, with $P = 210$ days, $e = 0.05$, $\omega = 100$ deg and $\omega + M = 198$ deg using TTVFAST (Deck et al., 2014) and approximate posterior distributions using amortized inference within PYPROB (Le et al., 2017; Baydin et al., 2019). The prior over P is taken to be normal with 210 ± 1 days. The prior over eccentricity is taken to be uniform between 0 and 0.15. The angular variables have uniform priors between 0 and 360 deg. In Fig. 6 we show the 1D and 2D marginal posterior distributions over orbital parameters given the three different approaches to uncertain evidence. We note that while the marginal posterior distributions of e , ω and $\omega + M$ are all in agreement, the posterior over P is significantly different when extracted using Jeffrey’s rule compared to when using the other two methods.

5 RELATED WORK

Of important related work is that of Valtorta et al. (2002), who propose an approach for dealing with uncertain evidence which is in some way an extension to Jeffrey’s rule. Their algorithm, the *soft evidential update method*, is tailored for Bayesian networks (BN) and they incorporate uncertain evidence by extending the BN with evidence nodes for each new piece of uncertain evidence. Their approach updates the prior BN (prior to receiving uncertain evidence), denoted M_P , by solving for a new “updated” BN, M_U . The resulting M_U minimizes the Kullback-Leibler divergence between M_P and M_U under the constraint that the marginal distribution of M_U of each uncertain evidence variable must equal the given distributions. Given a single piece of uncertain evidence their update method reduces to Jeffrey’s rule. Another approach is that of Yao (2022), which is similar to, and discussed by, Tolpin et al. (2021). The difference of this approach compared to stochastic evidence lies in the definition of the likelihood $p(\mathbf{x}_{\text{obs}} \sim q|\mathbf{x}_{\text{lat}})$, for which Yao (2022) proposes $p(\mathbf{x}_{\text{obs}} \sim q|\mathbf{x}_{\text{lat}}) \propto \mathbb{E}_{q(\mathbf{x}_{\text{obs}})} [p(\mathbf{x}_{\text{obs}}|\mathbf{x}_{\text{lat}})]$. However, as discussed by Tolpin et al. (2021), this definition lacks many (what they deem) desired properties associated with stochastic evidence, Eq. (5).

6 CONCLUSIONS

We have considered the problem of Bayesian inference when given uncertain evidence and the importance of its proper interpretation. This involved discussing and provided new insights into three different approaches in dealing with uncertain evidence: Jeffrey’s rule, virtual evidence, and stochastic evidence. Particularly, this lead to the definition of four types of commonly encountered uncertain evidence, and we have provided a concrete direction on how to deal with

each of them. We have discussed compatibility between a given probabilistic model and uncertain evidence as defined in terms of consistency. We have demonstrated in three different experiments how misinterpretations of the type of uncertain evidence may lead to different inference results. This illustrates the importance of carefully making the proper interpretation of uncertain evidence on a case-by-case basis.

Acknowledgements

We acknowledge the support of the Natural Sciences and Engineering Research Council of Canada (NSERC), the Canada CIFAR AI Chairs Program, and the Intel Parallel Computing Centers program. Additional support was provided by UBC’s Composites Research Network (CRN), Data Science Institute (DSI), and Lawrence Berkley National Lab (under subcontract 7623401). This research was enabled in part by technical support and computational resources provided by WestGrid (www.westgrid.ca), Compute Canada (www.computeCanada.ca), and Advanced Research Computing at the University of British Columbia (arc.ubc.ca).

References

- Baydin, A. G. and Le, T. A. (2018). *pyprob*.
- Baydin, A. G., Shao, L., Bhimji, W., Heinrich, L., Naderiparizi, S., Munk, A., Liu, J., Gram-Hansen, B., Louppe, G., Meadows, L., Torr, P., Lee, V., Cranmer, K., Prabhat, M., and Wood, F. (2019). Efficient Probabilistic Inference in the Quest for Physics Beyond the Standard Model. In *Advances in Neural Information Processing Systems*, volume 32. Curran Associates, Inc.
- Ben Mrad, A., Delcroix, V., Piechowiak, S., Maalej, M. A., and Abid, M. (2013). Understanding soft evidence as probabilistic evidence: Illustration with several use cases. In *2013 5th International Conference on Modeling, Simulation and Applied Optimization (ICMSAO)*, pages 1–6.
- Bishop, C. M. (2006). *Pattern Recognition and Machine Learning*. Springer.
- Borucki, W. J., Koch, D., Basri, G., Batalha, N., Brown, T., Caldwell, D., Caldwell, J., Christensen-Dalsgaard, J., Cochran, W. D., DeVore, E., Dunham, E. W., Dupree, A. K., Gautier, T. N., Geary, J. C., Gilliland, R., Gould, A., Howell, S. B., Jenkins, J. M., Kondo, Y., Latham, D. W., Marcy, G. W., Meibom, S., Kjeldsen, H., Lissauer, J. J., Monet, D. G., Morrison, D., Sasselov, D., Tarter, J., Boss, A., Brownlee, D., Owen, T., Buzasi, D., Charbonneau, D., Doyle, L., Fortney, J., Ford, E. B., Holman, M. J., Seager, S., Steffen, J. H., Welsh, W. F., Rowe, J., Anderson, H., Buchhave, L., Ciardi, D., Walkowicz, L., Sherry, W., Horch, E., Isaacson, H., Everett, M. E., Fischer, D., Torres, G., Johnson, J. A., Endl, M., MacQueen, P., Bryson, S. T., Dotson, J., Haas, M., Kolodziejczak, J., Van Cleve, J., Chandrasekaran, H., Twicken, J. D., Quintana, E. V., Clarke, B. D., Allen, C., Li, J., Wu, H., Tenenbaum, P., Verner, E., Bruhweiler, F., Barnes, J., and Prsa, A. (2010). Kepler planet-detection mission: Introduction and first results. *Science (New York, N.Y.)*, 327(5968):977.
- Chan, H. and Darwiche, A. (2005). On the revision of probabilistic beliefs using uncertain evidence. *Artificial Intelligence*, 163(1):67–90.
- Dax, M., Green, S. R., Gair, J., Macke, J. H., Buonanno, A., and Schölkopf, B. (2021). Real-time gravitational wave science with neural posterior estimation. 127(24):241103.
- Deck, K. M., Agol, E., Holman, M. J., and Nesvorný, D. (2014). TTVFast: An efficient and accurate code for transit timing inversion problems. 787(2):132.
- Diaconis, P. and Zabell, S. L. (1982). Updating subjective probability. *Journal of the American Statistical Association*, 77(380):822–830.
- Duane, S., Kennedy, A. D., Pendleton, B. J., and Roweth, D. (1987). Hybrid Monte Carlo. *Physics Letters B*, 195(2):216–222.
- Feroz, F. and Hobson, M. P. (2014). Bayesian analysis of radial velocity data of GJ667C with correlated noise: Evidence for only two planets. 437(4):3540–3549.
- Grove, A. J. and Halpern, J. Y. (1997). Probability update: Conditioning vs. cross-entropy. In *Proceedings of the Thirteenth Conference on Uncertainty in Artificial Intelligence*, UAI’97, pages 208–214, San Francisco, CA, USA. Morgan Kaufmann Publishers Inc.
- Guth, A. H. (1981). Inflationary universe: A possible solution to the horizon and flatness problems. 23:347–356.
- Hastings, W. K. (1970). Monte Carlo sampling methods using Markov chains and their applications. *Biometrika*, 57(1):97–109.
- Jacobs, B. (2019). The Mathematics of Changing One’s Mind, via Jeffrey’s or via Pearl’s Update Rule. *Journal of Artificial Intelligence Research*, 65:783–806.
- Jeffrey, R. C. (1965). *The Logic of Decision*. University of Chicago press, 2nd (1983) edition.
- Lavin, A., Zenil, H., Paige, B., Krakauer, D., Gottschlich, J., Mattson, T., Anandkumar, A., Choudry, S., Rocki, K., Baydin, A. G., et al. (2021). Simulation intelligence: Towards a new generation of scientific methods. *arXiv preprint arXiv:2112.03235*.
- Le, T. A., Baydin, A. G., and Wood, F. (2017). Inference compilation and universal probabilistic programming. In *Proceedings of the 20th International Conference on Artificial Intelligence and Statistics*, volume 54 of *Proceedings of Machine Learning Research*, pages 1338–1348, Fort Lauderdale, FL, USA. PMLR.

- Lentati, L., Hobson, M. P., and Alexander, P. (2014). Bayesian estimation of non-Gaussianity in pulsar timing analysis. *444*(4):3863–3878.
- Liang, Y., Robnik, J., and Seljak, U. (2021). Kepler-90: Giant Transit-timing Variations Reveal a Super-puff. *The Astronomical Journal*, 161(4):202.
- Metropolis, N., Rosenbluth, A. W., Rosenbluth, M. N., Teller, A. H., and Teller, E. (1953). Equation of State Calculations by Fast Computing Machines. *The Journal of Chemical Physics*, 21(6):1087–1092.
- Metropolis, N. and Ulam, S. (1949). The Monte Carlo Method. *Journal of the American Statistical Association*, 44(247):335–341.
- Mishra-Sharma, S. and Cranmer, K. (2022). Neural simulation-based inference approach for characterizing the Galactic Center γ -ray excess. *Physical Review D: Particles and Fields*, 105(6):063017.
- Mrad, A. B., Delcroix, V., Piechowiak, S., Leicester, P., and Abid, M. (2015). An explication of uncertain evidence in Bayesian networks: Likelihood evidence and probabilistic evidence. *Applied Intelligence*, 43(4):802–824.
- Munk, A., Zwartsenberg, B., Scibior, A., Baydin, A. G., Stewart, A. L., Fernlund, G., Poursartip, A., and Wood, F. (2022). Probabilistic surrogate networks for simulators with unbounded randomness. In *The 38th Conference on Uncertainty in Artificial Intelligence*.
- Neal, R. M. (1994). An improved acceptance procedure for the hybrid monte carlo algorithm. *Journal of Computational Physics*, 111(1):194–203.
- Paksoy, V., Turkmen, R., and Zhang, F. (2014). Inequalities of generalized matrix functions via tensor products. *The Electronic Journal of Linear Algebra*, 27:332–341.
- Papamakarios, G., Sterratt, D., and Murray, I. (2019). Sequential neural likelihood: Fast likelihood-free inference with autoregressive flows. In Chaudhuri, K. and Sugiyama, M., editors, *Proceedings of the Twenty-Second International Conference on Artificial Intelligence and Statistics*, volume 89 of *Proceedings of Machine Learning Research*, pages 837–848. PMLR.
- Pearl, J. (1988). *Probabilistic Reasoning in Intelligent Systems: Networks of Plausible Inference*. Morgan kaufmann.
- Pearl, J. (2001). On Two Pseudo-Paradoxes in Bayesian Analysis. *Annals of Mathematics and Artificial Intelligence*, 32(1):171–177.
- Peng, Y., Zhang, S., and Pan, R. (2010). Bayesian Network Reasoning with Uncertain Evidences. *International Journal of Uncertainty, Fuzziness and Knowledge-Based Systems*, 18:539–564.
- Percival, W. J. and Brown, M. L. (2006). Likelihood techniques for the combined analysis of CMB temperature and polarization power spectra. *372*(3):1104–1116.
- Planck Collaboration (2020). Planck 2018 results. VI. Cosmological parameters. 641:A6.
- Riess, A. G., Yuan, W., Macri, L. M., Scolnic, D., Brout, D., Casertano, S., Jones, D. O., Murakami, Y., Anand, G. S., Breuval, L., Brink, T. G., Filippenko, A. V., Hoffmann, S., Jha, S. W., D’arcy Kenworthy, W., Mackenty, J., Stahl, B. E., and Zheng, W. (2022). A comprehensive measurement of the local value of the hubble constant with $1 \text{ km s}^{-1} \text{ mpc}^{-1}$ uncertainty from the hubble space telescope and the SH0ES team. 934(1):L7.
- Rubin, D. B. (1987). The Calculation of Posterior Distributions by Data Augmentation: Comment: A Noniterative Sampling/Importance Resampling Alternative to the Data Augmentation Algorithm for Creating a Few Imputations When Fractions of Missing Information Are Modest: The SIR Algorithm. *Journal of the American Statistical Association*, 82(398):543–546.
- Schulze-Hartung, T., Launhardt, R., and Henning, T. (2012). Bayesian analysis of exoplanet and binary orbits. Demonstrated using astrometric and radial-velocity data of μ ASTROBJ₆Mizar A₁/ASTROBJ₆. 545:A79.
- Shafer, G. (1981). Jeffrey’s rule of conditioning. *Philosophy of Science*, 48(3):337–362.
- Thrane, E. and Talbot, C. (2019). An introduction to Bayesian inference in gravitational-wave astronomy: Parameter estimation, model selection, and hierarchical models. 36:e010.
- Tolpin, D., Zhou, Y., Rainforth, T., and Yang, H. (2021). Probabilistic Programs with Stochastic Conditioning. In *Proceedings of the 38th International Conference on Machine Learning*, pages 10312–10323. PMLR.
- Valtorta, M., Kim, Y.-G., and Vomlel, J. (2002). Soft evidential update for probabilistic multiagent systems. *International Journal of Approximate Reasoning*, 29(1):71–106.
- van de Schoot, R., Depaoli, S., King, R., Kramer, B., Märtens, K., Tadesse, M. G., Vannucci, M., Gelman, A., Veen, D., Willemsen, J., and Yau, C. (2021). Bayesian statistics and modelling. *Nature Reviews Methods Primers*, 1(1):1–26.
- Vigeland, S. J. and Vallisneri, M. (2014). Bayesian inference for pulsar-timing models. 440(2):1446–1457.
- Wood, F., Warrington, A., Naderiparizi, S., Weillbach, C., Masrani, V., Harvey, W., Scibior, A., Beronov, B., Grefenstette, J., Campbell, D., and Nasser, S. A. (2022). Planning as Inference in Epidemiological Dynamics Models. *Frontiers in Artificial Intelligence*, 4.
- Yao, K. (2022). Bayesian inference with uncertain data of imprecise observations. *Communications in Statistics - Theory and Methods*, 51(15):5330–5341.

A COMMUTATIVITY OF JEFFREY’S RULE

While the importance of the commutativity property is irrelevant to the experiments in this paper we briefly discuss it here, as it may be relevant in other applications.

It is well known (Diaconis and Zabell, 1982) that in general Jeffrey’s rule does not *generally* commute with respect to different pieces of uncertain evidence, ϵ_A, ϵ_B . That is, applying Jeffrey’s rule first with respect to ϵ_A and then subsequently with respect to ϵ_B is *not* necessarily equal to applying Jeffrey’s rule in the reverse order. This is easily seen with the following example: Let ϵ_A and ϵ_B carry contradictory information about the same variable $\tilde{\mathbf{x}} \subseteq \mathbf{x}$. For each piece of uncertain evidence, consider the associated auxiliary variable ζ_A and ζ_B and the densities $q(\tilde{\mathbf{x}}|\zeta_A)$ and $q(\tilde{\mathbf{x}}|\zeta_B)$. Then from Jeffrey’s rule we have

$$\begin{aligned} p(\mathbf{x} \setminus \tilde{\mathbf{x}} | \zeta_A, \zeta_B) &= \mathbb{E}_{q(\tilde{\mathbf{x}}|\zeta_B)}[p(\mathbf{x} \setminus \tilde{\mathbf{x}} | \tilde{\mathbf{x}}, \zeta_A)] = \mathbb{E}_{q(\tilde{\mathbf{x}}|\zeta_B)}[p(\mathbf{x} \setminus \tilde{\mathbf{x}} | \tilde{\mathbf{x}})] = p(\mathbf{x} \setminus \tilde{\mathbf{x}} | \zeta_B) \\ p(\mathbf{x} \setminus \tilde{\mathbf{x}} | \zeta_B, \zeta_A) &= \mathbb{E}_{q(\tilde{\mathbf{x}}|\zeta_A)}[p(\mathbf{x} \setminus \tilde{\mathbf{x}} | \tilde{\mathbf{x}}, \zeta_B)] = \mathbb{E}_{q(\tilde{\mathbf{x}}|\zeta_A)}[p(\mathbf{x} \setminus \tilde{\mathbf{x}} | \tilde{\mathbf{x}})] = p(\mathbf{x} \setminus \tilde{\mathbf{x}} | \zeta_A), \end{aligned}$$

where we use $p(\cdot|\zeta_1, \zeta_2)$ as an overloaded denotation for applying Jeffrey’s rule first with respect to ζ_1 and subsequently with respect to ζ_2 . In this example, we see that the second piece of uncertain evidence dominates and ‘overwrites’ or ‘forgets’ the first. This illustrates that if two pieces of ‘incompatible’ uncertain evidence are given, care must be taken when using Jeffrey’s rule. We leave the topic of addressing commutativity of Jeffrey’s rule for future discussion, but we briefly mention that a potential remedy could be to define a mixture of $q(\tilde{\mathbf{x}}|\zeta_A)$ and $q(\tilde{\mathbf{x}}|\zeta_B)$, which would require incorporating ϵ_A and ϵ_B jointly rather than sequentially.

As a final note, we point out the likelihood-bases approaches to uncertain evidence, such as virtual evidence, does commute with respect to multiple pieces of uncertain evidence. In particular, given two incompatible pieces of uncertain evidence and associated auxiliary variables ζ_A and ζ_B , the joint density would assign zero probability on that event, $p(\zeta_A, \zeta_B, \mathbf{x}) = 0$, which in turn may indicate a misspecification of the model.

B PROOFS

Proof of Eq. (3). Consider the assumptions in Definition 2.2 and let $\{\mathbf{x}_{\text{obs}}^k\}_{k=1}^K \ni \mathbf{x}_{\text{obs}}$ be discrete. From Eq. (2) it follows that $p(\zeta|\mathbf{x}_{\text{obs}}^k) = c\lambda^k$ with $k = 1, \dots, K$ for some $c \in \mathbb{R}_+$. This leads to,

$$\begin{aligned} p(\mathbf{x}_{\text{lat}}|\zeta) &= \frac{\sum_{k=1}^K p(\mathbf{x}_{\text{lat}}, \mathbf{x}_{\text{obs}}^k, \zeta)}{p(\zeta)} = \frac{\sum_{k=1}^K p(\zeta|\mathbf{x}_{\text{obs}}^k)p(\mathbf{x}_{\text{lat}}, \mathbf{x}_{\text{obs}}^k)}{\sum_{j=1}^K p(\zeta, \mathbf{x}_{\text{obs}}^j)} \\ &= \frac{\sum_{k=1}^K p(\zeta|\mathbf{x}_{\text{obs}}^k)p(\mathbf{x}_{\text{lat}}, \mathbf{x}_{\text{obs}}^k)}{\sum_{j=1}^K p(\zeta|\mathbf{x}_{\text{obs}}^j)p(\mathbf{x}_{\text{obs}}^j)} = \frac{\sum_{k=1}^K c\lambda^k p(\mathbf{x}_{\text{lat}}, \mathbf{x}_{\text{obs}}^k)}{\sum_{j=1}^K c\lambda^j p(\mathbf{x}_{\text{obs}}^j)} \\ &= \frac{c \sum_{k=1}^K \lambda^k p(\mathbf{x}_{\text{lat}}, \mathbf{x}_{\text{obs}}^k)}{c \sum_{j=1}^K \lambda^j p(\mathbf{x}_{\text{obs}}^j)} = \frac{\sum_{k=1}^K \lambda^k p(\mathbf{x}_{\text{lat}}, \mathbf{x}_{\text{obs}}^k)}{\sum_{j=1}^K \lambda^j p(\mathbf{x}_{\text{obs}}^j)} \end{aligned}$$

□

B.1 Proofs for Theorem 3.3

Proof of Theorem 3.3 (1). (Necessary) Given $p(\mathbf{x})$ and uncertain evidence $q(\mathbf{x}_{\text{obs}}|\zeta)$ we need to show that, if the approach of Jeffrey’s rule is consistent, then Theorem 3.3 (1) is true. Consistency requires that there exists a joint $p(\zeta, \mathbf{x}) = p(\zeta|\mathbf{x})p(\mathbf{x})$ containing $q(\mathbf{x}_{\text{obs}}|\zeta)$. This implies finding a $p(\zeta|\mathbf{x})$ such that for all ζ and \mathbf{x}_{obs} :

$$\begin{aligned} q(\mathbf{x}_{\text{obs}}|\zeta) &= \frac{\mathbb{E}_{p(\mathbf{x}_{\text{lat}})}[p(\zeta|\mathbf{x}_{\text{obs}}, \mathbf{x}_{\text{lat}})p(\mathbf{x}_{\text{obs}}|\mathbf{x}_{\text{lat}})]}{\mathbb{E}_{p(\mathbf{x}_{\text{obs}})}[\mathbb{E}_{p(\mathbf{x}_{\text{lat}})}[p(\zeta|\mathbf{x}_{\text{obs}}, \mathbf{x}_{\text{lat}})p(\mathbf{x}_{\text{obs}}|\mathbf{x}_{\text{lat}})]]} \\ &= \frac{p(\zeta|\mathbf{x}_{\text{obs}})p(\mathbf{x}_{\text{obs}})}{\mathbb{E}_{p(\mathbf{x}_{\text{obs}})}[p(\zeta|\mathbf{x}_{\text{obs}})]}, \end{aligned}$$

where $p(\zeta|\mathbf{x}_{\text{obs}}) = \mathbb{E}_{p(\mathbf{x}_{\text{lat}})}[p(\zeta|\mathbf{x}_{\text{obs}}, \mathbf{x}_{\text{lat}})p(\mathbf{x}_{\text{obs}}|\mathbf{x}_{\text{lat}})/p(\mathbf{x}_{\text{obs}})]$. That is, if no such $p(\zeta|\mathbf{x}_{\text{obs}})$ exists satisfying Theorem 3.3 (1) then the approach of Jeffrey’s rule cannot be consistent.

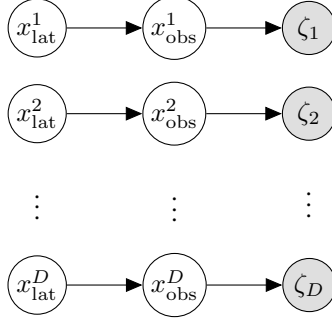


Figure 7

(Sufficient) Assume there exists $p(\zeta|\mathbf{x}_{\text{obs}})$ satisfying Theorem 3.3 (1). Define $p(\zeta, \mathbf{x}) = p(\zeta|\mathbf{x}_{\text{obs}})p(\mathbf{x}_{\text{obs}}|\mathbf{x}_{\text{lat}})p(\mathbf{x}_{\text{lat}})$ from which it immediately follows that $p(\mathbf{x}_{\text{obs}}|\zeta) = q(\mathbf{x}_{\text{obs}}|\zeta)$. Further, using d-separation (Pearl, 1988), it follows that defining $p(\zeta, \mathbf{x})$ in this way ensures that $p(\mathbf{x}_{\text{lat}}|\mathbf{x}_{\text{obs}}, \zeta) = p(\mathbf{x}_{\text{lat}}|\mathbf{x}_{\text{obs}})$ i.e., it satisfies Theorem 3.3 (1). This proves Jeffrey's rule is consistent, such that

$$\begin{aligned} p(\mathbf{x}_{\text{lat}}|\zeta) &= \mathbb{E}_{p(\mathbf{x}_{\text{obs}}|\zeta)} [p(\mathbf{x}_{\text{lat}}|\mathbf{x}_{\text{obs}}, \zeta)] \\ &= \mathbb{E}_{q(\mathbf{x}_{\text{obs}}|\zeta)} [p(\mathbf{x}_{\text{lat}}|\mathbf{x}_{\text{obs}})]. \end{aligned}$$

□

Proof of Theorem 3.3 (2). Let each $\{x_{\text{obs}}^i\}_{i=1}^D$ be conditionally independent given ζ such that $q(\mathbf{x}_{\text{obs}}|\zeta) = \prod_{i=1}^D q(x_{\text{obs}}^i|\zeta)$. Further, assume Jeffrey's rule is consistent such that there exists a joint model $p(\zeta, \mathbf{x})$ where $p(\mathbf{x}_{\text{obs}}|\zeta) = q(\mathbf{x}_{\text{obs}}|\zeta)$. Then it follows, via d-separation, that if and only if all paths between each $\{x_{\text{obs}}^i\}_{i=1}^D$ are conditionally blocked can they be conditionally independent given ζ . This implies that no two or more x_{obs}^i can share the same auxiliary variable or latent variable or depend on each other. Fig. 7 shows the only possible graphical model satisfying this constraint, which leads to

$$p(\mathbf{x}_{\text{obs}}|\zeta) = \prod_{i=1}^D p(x_{\text{obs}}^i|\zeta_i) \Rightarrow p(\mathbf{x}_{\text{obs}}|\mathbf{x}_{\text{lat}}) = \prod_{i=1}^D p(x_{\text{obs}}^i|x_{\text{lat}}^i).$$

□

Proof of Theorem 3.3 (3). Assume Jeffrey's rule is consistent such that $q(\mathbf{x}_{\text{obs}}|\zeta) = p(\mathbf{x}_{\text{obs}}|\zeta)$ which implies $p(\zeta) = \mathbb{E}_{p(\mathbf{x}_{\text{obs}})} [p(\zeta|\mathbf{x}_{\text{obs}})]$. From the law of total variance we have

$$\text{Cov} [\mathbf{x}_{\text{obs}}] = \mathbb{E} [\text{Cov} [\mathbf{x}_{\text{obs}}|\zeta]] + \text{Cov} [\mathbb{E} [\mathbf{x}_{\text{obs}}|\zeta]], \quad (9)$$

with the right-hand side being a sum of two positive semi-definite matrices. Since for two positive semi-definite matrices A and B it holds that $\det(A + B) \geq \det(A) + \det(B)$ (Paksoy et al., 2014), and as $\det(A), \det(B) \geq 0$ this leads to

$$\text{Cov} [\mathbf{x}_{\text{obs}}] \succeq \mathbb{E} [\text{Cov} [\mathbf{x}_{\text{obs}}|\zeta] \mathbf{x}_{\text{obs}}].$$

Further, we have that the elements in the diagonal of the left-hand side of Eq. (9) are the variances of \mathbf{x}_{obs} with respect to $p(\mathbf{x}_{\text{obs}})$ and therefore

$$\begin{aligned} \text{Var} [x_{\text{obs}}^i] &= \mathbb{E} [\text{Var} [x_{\text{obs}}^i|\zeta]] + \text{Var} [\mathbb{E} [x_{\text{obs}}^i|\zeta]] \\ &\geq \mathbb{E} [\text{Var} [x_{\text{obs}}^i|\zeta]], \text{ as } \text{Var} [\mathbb{E} [x_{\text{obs}}^i|\zeta]] \geq 0. \end{aligned} \quad (10)$$

Finally we prove that

$$\text{Var} [x_{\text{obs}}^i] = \mathbb{E} [\text{Var} [x_{\text{obs}}^i|\zeta]] \Leftrightarrow \mathbb{E} [x_{\text{obs}}^i|\zeta] = \mu.$$

We first prove “ \Rightarrow ”

$$\text{Var} [x_{\text{obs}}^i] = \mathbb{E} [\text{Var} [x_{\text{obs}}^i|\zeta]] \Rightarrow \text{Var} [\mathbb{E} [x_{\text{obs}}^i|\zeta]] = 0.$$

As $\text{Var}[x] = \mathbb{E}[(x - \mathbb{E}[x])^2]$ is an expectation of a non-negative variable, it follows that $\text{Var}[x] = 0$ if and only if x is constant. Therefore we have that

$$\text{Var}[\mathbb{E}[x_{\text{obs}}^i|\zeta]] = 0 \Leftrightarrow \mathbb{E}[x_{\text{obs}}^i|\zeta] = \mu, \quad (11)$$

where μ is some constant.

Next we prove “ \Leftarrow ” which follows trivially by combining Eq. (11) with Eq. (10)

$$\text{Var}[\mathbb{E}[x_{\text{obs}}^i|\zeta]] = 0 \Rightarrow \text{Var}[x_{\text{obs}}^i] = \mathbb{E}[\text{Var}[x_{\text{obs}}^i|\zeta]].$$

From this we can conclude that

$$\text{Var}[x_{\text{obs}}^i] = \mathbb{E}[\text{Var}[x_{\text{obs}}^i|\zeta]] \Leftrightarrow \mathbb{E}[x_{\text{obs}}^i|\zeta] = \mu,$$

thereby concluding the proof. \square

C OTHER DERIVATIONS

C.1 Stochastic Evidence and Normal Distributions

Consider the densities $p(y|x) = \mathcal{N}(\mu_{y|x}|\sigma_{y|x}^2)$ and $q(y) = \mathcal{N}(\mu_q|\sigma_q^2)$ and the stochastic evidence likelihood, Eq. (5)

$$\begin{aligned} \ln p(y \sim D_q|x) &\propto \mathbb{E}_q[\ln p(y|x)] = -\frac{1}{2\sigma_{y|x}^2} \mathbb{E}_q[(y - \mu_{y|x})^2] - \ln(\sqrt{2\pi}\sigma_{y|x}) \\ &= -\frac{1}{2\sigma_{y|x}^2} [\mathbb{E}_q[y^2] - 2\mu_q\mu_{y|x} + \mu_{y|x}^2] - \ln(\sqrt{2\pi}\sigma_{y|x}) \\ \mathbb{E}_q[y^2] &= \sigma_q^2 + \mu_q^2 \left(\begin{aligned} &= -\frac{1}{2\sigma_{y|x}^2} [\mu_q^2 - 2\mu_q\mu_{y|x} + \mu_{y|x}^2] - \ln(\sqrt{2\pi}\sigma_{y|x}) \\ &= -\frac{1}{2\sigma_{y|x}^2} (\mu_q - \mu_{y|x})^2 - \ln(\sqrt{2\pi}\sigma_{y|x}) \end{aligned} \right) \end{aligned} \quad (12)$$

Assuming the distribution D_q is implicitly defined via its mean μ_q , such that $p(y \sim D_q)$ normalizes with respect to μ_q , we identify from Eq. (12) $p(y \sim D_q|x)$ to be a Gaussian with mean $\mu_{y|x}$ and variance $\sigma_{y|x}^2$. From this we see that stochastic evidence in this special case leads to the *same* likelihood as the one in the base model, $p(y = \mu_q|x)$. That is, $p(y \sim D_q|x) = p(y = \mu_q|x)$. Further, we find that the normalization constant

$$Z(x) = \int \exp \mathbb{E}_q[\ln p(y|x)] d\mu_q = \frac{\sqrt{2\pi}\sigma_{y|x}}{\sqrt{2\pi}\sigma_{y|x}} = 1,$$

is independent of x . This leads to the stochastic evidence adjusted prior $p_a(x) \propto p(x)Z(x) = p(x)$ being equal to the non-adjusted prior $p(x)$

$$p_a(x) = \frac{p(x)}{\int p(x)dx} = p(x).$$

In turn, this leads to $p(x|y \sim D_q)$ in Eq. (7) collapsing to a single form $p(x|y \sim D_q) \propto q(\mathbf{x}_{\text{obs}} \sim D_q|\mathbf{x}_{\text{lat}})p(\mathbf{x}_{\text{lat}})$. Further, we can generally say that if $p(y|x) = \mathcal{N}(\mu_{y|x}|\sigma^2)$ and $q(y) = \mathcal{N}(\mu_q|\sigma_q^2)$ then posterior inference using stochastic evidence given uncertain evidence reduces to exact evidence in the base model $p(x, y)$ given *exact* evidence, $p(x|y = \mu_q)$. These results generalizes to the multivariate case where the likelihood in the base model and the stochastic evidence density are defined on an observable vector $\mathbf{y} = (y_1, \dots, y_K)$ and each y_k is i.i.d. such that $p(\mathbf{y}|x) = \prod_{k=1}^K p(y_k|x)$ and $q(\mathbf{y}|x) = \prod_{k=1}^K q(y_k|x)$.