

WIKIWHY: ANSWERING AND EXPLAINING CAUSE-AND-EFFECT QUESTIONS

Matthew Ho*, **Aditya Sharma***, **Justin Chang***,

Michael Saxon, **Sharon Levy**, **Yujie Lu**, **William Yang Wang**

Department of Computer Science, University of California, Santa Barbara, USA

{msho, aditya_sharma, justin_chang}@ucsb.edu,

{saxon, sharonlevy, yujielu}@ucsb.edu, william@cs.ucsb.edu

ABSTRACT

As large language models (LLMs) grow larger and more sophisticated, assessing their “reasoning” capabilities in natural language grows more challenging. Recent question answering (QA) benchmarks that attempt to assess reasoning are often limited by a narrow scope of covered situations and subject matters. We introduce WIKIWHY, a QA dataset built around a novel auxiliary task: explaining why an answer is true in natural language. WIKIWHY contains over 9,000 “why” question-answer-rationale triples, grounded on Wikipedia facts across a diverse set of topics. Each rationale is a set of supporting statements connecting the question to the answer. WIKIWHY serves as a benchmark for the reasoning capabilities of LLMs because it demands rigorous explicit rationales for each answer to demonstrate the acquisition of implicit commonsense knowledge, which is unlikely to be easily memorized. GPT-3 baselines achieve only 38.7% human-evaluated correctness in the end-to-end answer & explain condition, leaving significant room for future improvements.

1 INTRODUCTION

Error analyses of practical NLP systems in recent history demonstrate that some of the mistakes made by state-of-the-art models would be avoided by basic human intuition (Shuster et al., 2022), and some of the most challenging tasks for models are the same ones that might be trivial to human children. With modern systems’ impressive performance on tasks such as grammar correction showing that manipulating language is not the issue, LLMs seem to face a fundamental lack of common sense— an understanding of everyday phenomena and how they interact with each other and the world at large. As striking gains in subjective performance on summarization, creative text generation, and apparent language understanding continue to be called into question, the development of strong benchmarks to assess reasoning capabilities for these LLMs grows more important.

One popular approach to measuring reasoning capability is through performance on question answering (QA) benchmark tasks where direct queries for information act as a straightforward examination of a system’s “understanding.” Classic QA datasets, however, are primarily concerned with retrieving factoids to answer questions of “Who”, “What”, “When”, and “Where”. These questions have been shown to be answerable (with high accuracy) by simple pattern-matching approaches (Wadhwa et al., 2018), thereby limiting their ability to measure the aforementioned reasoning capability. Looking to maintain the breadth of topics covered while increasing the difficulty of the QA task, researchers introduced multi-hop QA datasets like HotpotQA (Yang et al., 2018). While challenging, the task’s extra complexity mostly leads to unnatural questions that can be addressed with iterated factoid retrieval and entity resolution, rather than a necessary understanding of how different entities interact. Noticeably absent in these prior datasets are “why” questions, which prompt for not factoids, but explanations— reasoning made explicit.

The task of explanation uses reasoning and produces explicit, interpretable “thought” processes. Capitalizing on these properties, this paper introduces WIKIWHY, a novel dataset containing “why”

*Equal contribution

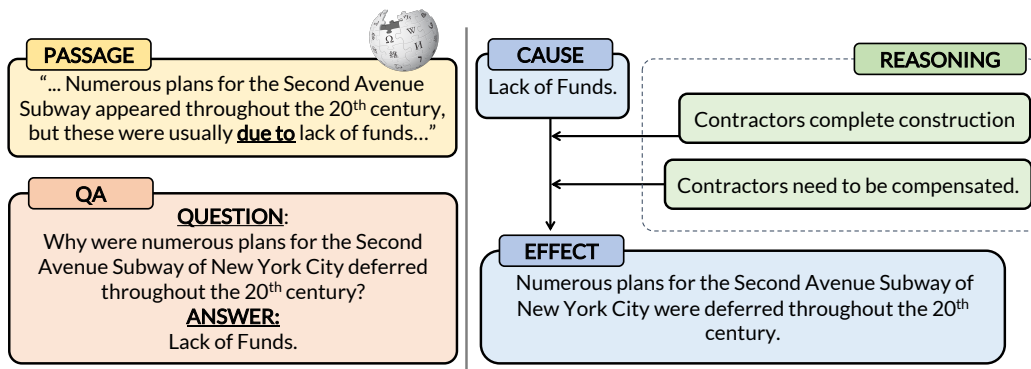


Figure 1: A simple example of an entry from WIKIWHY; a **cause** and **effect** sourced from a Wikipedia **passage**, a “why” **question** and its **answer** about this relation, and most importantly **rationale** that explains why **cause** leads to **effect**.

question-answer pairs. Each WIKIWHY entry contains a rationale explaining the QA pair’s causal relation (Figure 1), summing to a total of 14,238 explanation elements. In the context of recent multimodal, self-supervised approaches aiming to capture intuitions unlearnable from text alone (Chadha & Jain, 2021), WIKIWHY presents an opportunity to investigate a specific kind of information absent in text: implicit commonsense assumptions. Compared to other QA datasets with rationales, WIKIWHY covers a significantly broader range of 11 topics which may prove valuable for developing the skill of applied reasoning on various specific situations.

Our experiments in explanation generation and human evaluation demonstrate that state-of-the-art generative models struggle with producing satisfying explanations for WIKIWHY cause-effect relations. Our experiments also demonstrate how our proposed task might be used to diagnose a lack of “understanding” in certain relations. Our key contributions are thus:

- We propose explanation **within** cause-effect relations as a novel problem formulation for exploring LLM reasoning ability.
- We create WIKIWHY, the first question-answering dataset focusing on reasoning **within** causal relations, spanning **11 topics**.
- We perform experiments on state-of-the-art, generative models to investigate various settings and establish baseline results with sizable room for improvement.
- We introduce idea-level evaluation metrics for free-form text (explanation) generation and a human judgment correlation analysis, demonstrating that (1) reference similarity is strongly correlated with explanation correctness, and (2) the metrics we introduced correlate with this proxy.

2 RELATED WORK

Cause and Effect. Causality has been a subject of rigorous work in physics, statistics, and the philosophy of science. For the latter, Pearl (2009) has contributed seminal work relating to causal models, Bayesian networks, and causal strength via interventions and counterfactuals. These ideas have even been incorporated into QA tasks through Knowledge Graph approaches, such as filtering spurious latent correlations (Sui et al., 2022). While our work emphasizes cause-and-effect, we are unconcerned with causal strength as we begin with Wikipedia-grounded relations and are interested in the information encoded into LLMs rather than augmented structures such as knowledge graphs.

Multi-hop Question Answering. While datasets such as HotpotQA (Yang et al., 2018) and HybridQA (Chen et al., 2020) are instrumental in gauging models’ ability to handle multiple sources and modalities, they are focused on iterated factoid retrieval. Although chaining multiple facts into a multi-hop answer is useful for products, WIKIWHY focuses on *in-filling* rationales to demonstrate reasoning.

Table 1: A comparison of WIKIWHY with previous QA datasets relating to explanation

Dataset	Size	Answer Type	Explanation Type	Topics	Source
CoS-E ¹	9,500	MCQ	1-step	1	ConceptNet
eQASC ²	9,980	MCQ	2-step	1	WorldTree
CausalQA ³	24,000	Short	None	1	Yahoo Finance
EntailmentBank ⁴	1,840	Short	Tree	1	WorldTree
WIKIWHY	9,406	Short	Set/Chain	11	Wikipedia

¹(Rajani et al., 2019), ²(Jhamtani & Clark, 2020), ³(Yang et al., 2022), ⁴(Dalvi et al., 2021)

Visual Question Answering. Vision and language tasks have also intersected with both QA and reasoning. The Visual Question Answering (VQA) dataset (Agrawal et al., 2015) prompts textual answers to questions about images. However, the caption-based generation leads to surface-level questions that require little reasoning ability, and the multiple-choice output format precludes explicit reasoning. The vision-based Sherlock dataset (Hessel et al., 2022) is much closer to our work, focusing on abductive reasoning (working backward from a consequence). Setting aside modality differences, WIKIWHY requires deeper reasoning with its multi-hop explanations.

Explainable QA. Another line of QA work emphasizes a rationale component to invoke models’ reasoning skills. Datasets like CoS-E (Rajani et al., 2019), eQASC (Jhamtani & Clark, 2020), and EntailmentBank (Dalvi et al., 2021) focus on explanation and reasoning much like WIKIWHY, albeit with significant differences (Table 1). The concepts covered in WIKIWHY represent a step forward from previous datasets for several reasons. The first main difference is the corpus used by WIKIWHY. eQASC and EntailmentBank only reference from a corpus of grade school level science facts, and CoS-E is constructed around CommonsenseQA (Talmor et al., 2019) which in turn leverage entities from ConceptNet (Speer et al., 2017). In comparison, WIKIWHY leverages information from across English Wikipedia and covers topics ranging from agriculture to history to music. This allows WIKIWHY to have a broad spread of topics while also testing the *application* of common knowledge reasoning on *specific and diverse* scenarios presented in top-level “why” questions. A second major difference is the structure of explanations. The rationale sets of WIKIWHY offer more flexibility and granularity than fixed-length counterparts, such as CoS-E, eQASC, and FEVER (Thorne et al., 2018), while staying more natural than the complex trees of EntailmentBank. As a result, WIKIWHY requires deeper reasoning without sacrificing scalability. Finally, WIKIWHY differs in its task format. eQASC and EntailmentBank both involve retrieval as eQASC features a corpus containing all rationale sentences, just as EntailmentBank does for its root cause starting points. While this simplifies evaluation, it sacrifices difficulty and potential for evaluating a model’s “understanding” and opens the possibility of leveraging annotation artifacts while reducing visibility/debugging opportunity compared to end-to-end generation.

3 BACKGROUND

3.1 WHY FOCUS ON “WHY” QUESTIONS?

“Why” questions are underrepresented in other QA datasets. Users tend to ask straightforward questions that use words like “who”, “what”, “when” or “where.” Questions of this more common form have simple answers that state standalone facts which may be elaborated but do not require explanation. Consider the pair, “Q: Where do the Tigris and Euphrates rivers meet? A: The Persian Gulf.” The answer is straightforward.

In contrast, a “why” QA-pair encodes a cause-effect relation. Take, for example, “Q: Why are precipitation levels falling in the Tigris and Euphrates river basin? A: Climate Change.” This pair encodes the causal relation “Climate change is reducing the amount of precipitation in the Tigris and Euphrates river basin” (Figure 2). The answer to a “why”-question is an explanation itself (climate change explains reduced precipitation), but we can take it a step further and ask “why” *again* to request the understanding or intuition of this process. While there are some processes at the edge of human understanding or taken as axioms, we assert that there are valid explanations for most processes due to the layered nature of human understanding. This extra step is especially worth

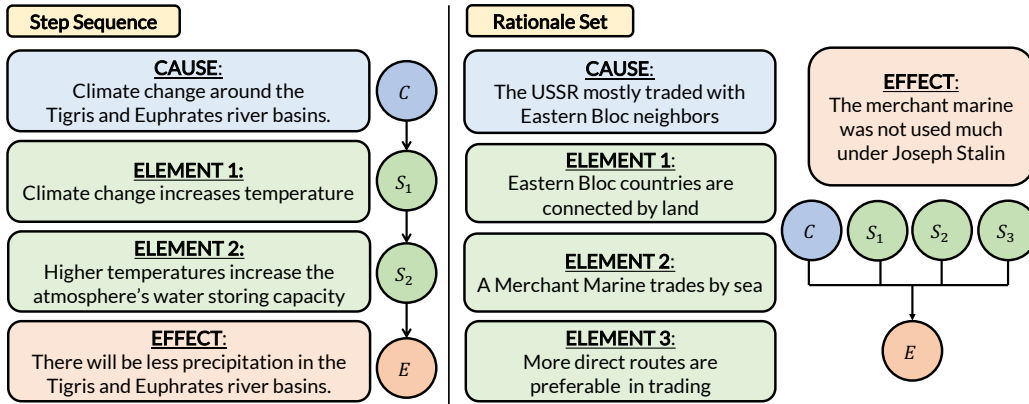


Figure 2: Explanation topologies in WIKIWHY mainly vary between a sequence of intermediate conclusions (chain-like) and a set of rationale that combine with the original cause to entail the final effect.

taking since it allows WIKIWHY to not only test if a model “knows” that “climate change causes reduced precipitation“ but also if it “understands” the underlying mechanics of why that is the case.

3.2 TASK FORMULATION

Formally defined in §5, we propose a **generative** explanation task. Previous works have made strides in assessing reasoning through multiple choice (Lu et al., 2022), retrieval (Asai et al., 2019), and partial generation (Dalvi et al., 2021). While these works are undoubtedly crucial towards the end goal of understanding and reasoning, their task formulations have some drawbacks. Referring back to education, studies on human students have shown that multiple choice questions “obscure nuance in student thinking” (Hubbard et al., 2017). Likewise, a selection decision can be correct for retriever systems but for the wrong reasons. Augmenting multi-hop factoid questions with an additional task of selecting the relevant supporting facts from the context passage, Inoue et al. (2020) emphasizes that interpretability is lost in the absence of explanation. Furthermore, text generation to combine existing ideas is arguably a different task than generating from scratch. The field of psychology defines recall (mental retrieval of information) as a distinct process from recognition (mental familiarity with the cue) (Mohr et al., 1989). Neural nets’ biological inspiration suggests that there might be a similar difference between cue-aided retrieval and freeform generation. In the context of NLP, we are interested in the implicit understandings and assumptions embedded in LLMs and hypothesize that an entirely generative approach is most conducive to this study.

3.3 EXPLANATION STRUCTURE

Explanations come in various structures, as seen in the typology defined by Ribeiro et al. (2022). Shown in Figure 2, our work focuses on a subset of said typology. WIKIWHY includes two structures that explain cause-and-effect relations: (1) multi-hop step sequences and (2) rationale sets. While the chain structure adds intermediate conclusions between cause and effect, rationale sets contain elements that support the relation from without. The rationale set topology acts as our general, catch-all case that other structures can be condensed to. Since our data collection procedure promotes a stepwise, ordered approach, we also consider the sequential topology to respect the structure exhibited in applicable explanations. We forego the unstructured approach as even limited structure helps bring freeform generated text evaluation within reach. Finally, we opt against pursuing the most complex entailment tree organization to maintain naturalness and facilitate crowd-sourcing scalability.

4 DATASET

4.1 DATA COLLECTION

The objective of WIKIWHY is to present a high-quality, challenging dataset of QA pairs with corresponding causes, effects, and explanations. We developed an extensive data collection and validation pipeline around Amazon Mechanical Turk, depicted in Figure 4 (appendix). For each stage involving crowdsourced annotations, we perform rigorous worker-level quality control to ensure the dataset’s quality. The exact procedures are detailed in subsection A.2 in the appendix.

Preprocessing. We begin with English Wikipedia’s corpus of “Good Articles,”¹ whose strict criteria of verifiability and neutrality (among others) ensure that WIKIWHY does not evaluate models on misinformation or opinionated views. From these articles, we extract passages containing causal relations using causal connectives. We selected a list of causal keywords (Appendix, §subsection A.1) from a more extensive set of causal connectives as their presence in a passage guarantees the existence of a cause and effect relation—some excluded connectives such as “since” or “as” are highly prevalent but are not necessarily causal. The presence of a causal word pattern on its own is a very simple heuristic—in the subsequent collection steps, we hired crowdworkers to ensure the quality of each sample.

QA Pair Production (Crowdworker stage 1). Randomly sampled preprocessed Wikipedia passages containing potential causal statements were shown to qualified Amazon Mechanical Turk (MTurk) workers (see ethics statement for details), who were tasked with extracting the highlighted causal relation from the passage and re-framing it as a “why” question when possible. While automatic cause-effect relation extraction has seen recent progress (Yang et al., 2022), this human intelligence task (HIT) remains vital for two reasons. First, we find that quality in cause-effect is crucial for meaningful and valid explanations in the following stage. More importantly, we depend on human annotators to add sufficient context to the text of the cause, effect, and question to disambiguate them. This enables the question and cause-effect relation to be presented to models without the context we prepared (e.g., “Why was the river diverted?” is unanswerable without additional context). This feature is key to enabling WIKIWHY to assess the information and ideas within LLMs as opposed to whatever may be present in the context.

Rationale Production (Crowdworker stage 2). After verifying the quality of the examples, we prompt crowd workers to explain cause-effect pairs from stage 1. To encourage structured explanation, we supply an interface that allows sentences or ideas to be entered one at a time in separate fields. Though the input pairs should be context-independent, we provide the original passage as an aid for understanding the topic. Furthermore, we provide the link to the source article to encourage explanations leveraging topic-specific information in addition to commonsense knowledge.

4.2 DATASET DESCRIPTION

Entry Contents. In addition to the main fields of the question, answer, and explanation, each dataset entry contains the underlying relation’s cause and effect, the passage the question was extracted from, the article the passage is from, and Wikipedia’s topic categorization for that article.

Topic Diversity. WIKIWHY improves upon other datasets due to its ability to examine reasoning proficiency across a broader range of concepts (Table 4 in Appendix contains examples from the six most frequent topics).

Rationale. The statistics for the reasoning component are shown in Appendix Table 11. On average, each rationale contains **1.5137** elements. Figure 5 (Appendix) shows a histogram of rationale length by sentence count. WIKIWHY includes a range of rationale lengths, with more than one-third of examples (36%) containing two or more reasoning steps.

¹https://en.wikipedia.org/wiki/Wikipedia:Good_articles/all

5 EXPERIMENTS

5.1 EXPERIMENTAL SETTINGS AND MODELS

Task Notation Let C be a cause clause; E be an effect clause corresponding to C ; Q be a question equivalent to “Why is it the case that E ?”; A be the answer to Q ²; X be the explanation = (S_1, S_2, \dots, S_k) where S_i is a sentence such that:

$$C \wedge S_1 \wedge S_2 \wedge \dots \wedge S_k \vdash E$$

Task 1: Question Answering (QA). Input = Q , Output = A . For thoroughness, we confirm high performance on Task 1 (Standard QA) in the open-book setting. For this set of experiments, we use the classic approach of breaking the task into separate retrieval and reading comprehension phases. We experiment with BM25 (Robertson et al., 2009) and Dense Passage Retriever (DPR) (Karpukhin et al., 2020) as our document retriever, using their Pyserini implementations (Lin et al., 2021). Using the Natural Questions (Kwiatkowski et al., 2019) encoder, as in the original DPR paper, we build custom indices around segments from the subset of Wikipedia Articles shown to workers at collection time. For reading comprehension, we experimented with RoBERTa (Liu et al., 2019) and Big Bird (Zaheer et al., 2020) QA models. We also fine-tune a Fusion-in-Decoder (FiD) (Izacard & Grave, 2020) model (80-10-10 split; default configurations), hypothesizing the decode-time combination of ideas could better model cause-effect relations.

The performance was unsurprisingly high, with BM25 achieving a high Top-1 Accuracy score of 0.810 in retrieval and FiD reaching a mean BERT-f1 of 0.78 (Table 8 in Appendix). While retrieving the appropriate Wikipedia passage relating to some topic is straightforward, we found that producing an explanation of comparable quality to our gold rationales was difficult for the models we tested.

Task 2: Explanation Only (EO). Input = (C, E) , Output = X . First, we examine task 2: generating an explanation given an initial cause-effect pair. Given their stronger zero-shot generalization (Wang et al., 2022), we choose decoder-only models for our baselines. In this vein, we investigate the few-shot abilities of GPT-3 (Brown et al., 2020). We use OpenAI’s most capable GPT-3 model, DaVinci-02, at otherwise default settings. To better coax out the intermediates between cause and effect, we invest in prompt engineering and leverage Wei et al. (2022)’s Chain of Thought prompting. Our final exemplars are shown in Figure 6.

We also make use of WIKIWHY’s scale for fine-tuning GPT-2 (Radford et al., 2019). In this set of experiments, we attempt to balance improving GPT-2’s understanding of the task’s structure while preserving the model’s “intuitions” for examination. We train GPT-2 for ten epochs using the training split ($\approx 80\%$ of the data) and Adam (Kingma & Ba, 2014) optimizer. For this tuned model we introduce special delimiter tokens `<cause>`, `<effect>`, and `<explanation>` in addition to the beginning and end tokens `<bos>` and `<eos>`. To support the delimiters and help the model distinguish the segments, we add token type embeddings (marking cause, effect, and explanation) as part of the preprocessing phase. At decoding time, we experiment with multiple temperatures. For each method, we also examine scores over individual topic matters.

Task 3: Answer and Explanation (A&E). Input = Q , Output = (A, X) . To investigate the performance of jointly predicting an answer and explanation given only a “why” question, we carry forward with our best performing baseline from the **EO** task, chain-of-thought prompted GPT-3. The first setting in this experiment set tasks a single model with the full end-to-end procedure. Once again, we utilize Chain-of-Thought prompting, albeit with a modified prompt that also requests an answer to handle the different input format. Considering the impressive performance of existing IR techniques on the **QA** task described above, we also study an additional setting incorporating the **QA** task. In the “pipeline” setting, the explainer model still lacks access to the ideal answer (the explanation’s starting point) but benefits from a reader model’s access to the original context. Here we combine our strongest performing approaches to the **QA** and **EO** tasks to make a 3-step pipeline of retrieval (BM25), reading (FiD), and explanation (GPT-3).

²Note that Q is a query that provides E and is correctly answered by C , $C = A$.

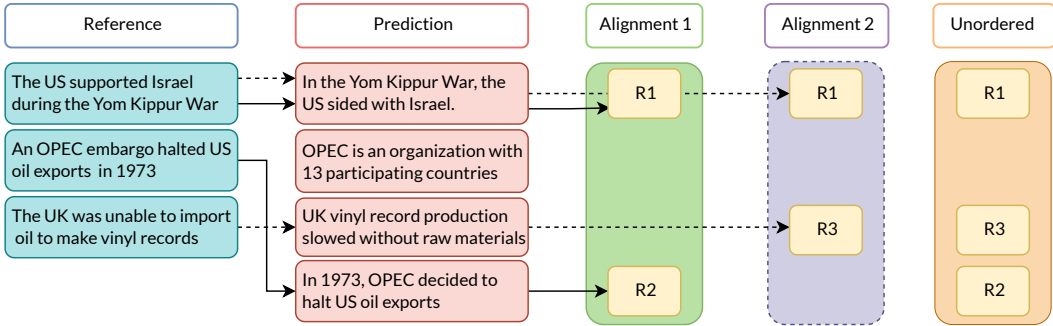


Figure 3: Alignment example for sentence-level metrics. Ordered evaluation uses the longest common subsequence as shown by alignment 1 and 2. The final alignment’s length is used to compute F-score metrics.

5.2 AUTOMATIC EVALUATION METRICS

While the still developing area of text generation has measures and proxies for similarity that help with simple sequences, comparing reasoning sequences or rationale sets requires more involved measures. With the two topologies introduced in §3.3 in mind, we propose two related metrics, unordered and ordered, to handle sets and sequences, respectively.

Unordered Evaluation. This first approach compares the ideas contained in the predictions and references. First, we split predicted and reference explanations into “ideas” or “steps” by sentence. We then compute a matrix of pairwise similarity scores before using a threshold to classify “matches”. Since a single prediction sentence may contain multiple reference ideas, we keep separate counts of precise prediction steps and covered reference steps. These counts are then micro-averaged for the test set’s overall precision, recall, and F1 scores.

Ordered Evaluation. To respect the structure of multi-hop explanations, we penalize incorrectly ordered explanations. Here, we use the previously generated pairwise score matrix and its alignments to generate all possible assignments of prediction sequence elements to reference elements. As demonstrated in Figure 3, we compute the length of the longest common subsequence (LCS) between a prediction alignment against the reference labels for each candidate assignment. This length becomes the count of correctly incorporated structural elements— true positives. Note that under this scheme, the repeated ideas in the prediction are discounted by the LCS-style alignment process.

Metric Validity. To understand the usefulness of our constructed metrics, we compare them against human judgements. A panel of 3 undergraduate students compared pairs of predictions and references on two binary scales: (1. **Similarity**) “Is the prediction similar to the reference?” and (2. **Correctness**) “Is the prediction a valid or correct explanation of the cause-effect pair?” Summing the panelist scores for each pair, we found a strong correlation ($r = 0.82$) between the similarity and correctness judgement. This validates comparison with WIKIWHY gold explanations as a useful proxy for explanation quality. Our proposed sentence-level processing incorporates the intuitions of checking for completeness with recall and penalizing over-explanation with precision.

Further, we use a single-explanation version of F-score to compare this proposed automatic metric with human judgement (the proposed F-score measures aggregate through the whole dataset). With this variation, we find a modest correlation ($r = 0.35$) between ordered F1 and similarity, among other weaker correlations.

Besides supporting our proposed methods, this correlation analysis also enabled a data-driven approach to calibrating our similarity metric and match criteria. For each similarity metric, we selected a starting point through manual inspection of prediction-reference-similarity triples (which threshold value divides “genuine” from mistaken similarity) and used correlation for refinement. After trials with BLEURT (Sellam et al., 2020) and BERTScore (Zhang et al., 2020), different underlying

models and different match thresholds, we selected BERTScore using a large DeBERTa (He et al., 2021) model (`microsoft/deberta-xlarge-mnli`) at a threshold of 0.64.

5.3 HUMAN EVALUATION

Recent studies by Goyal et al. (2022) show that automatic metrics may not reliably evaluate results produced by models with few-shot capabilities like GPT-3. In light of this, we supplement our automatic evaluation with an additional human evaluation. We first evaluate each setting in each experiment using the binary correctness scale (see criteria definition below). Following this evaluation, we select the highest scoring explanations for each set of experiments for additional fine-grained evaluation. For each human evaluation task, we present a panel of three undergraduate students a random sample of 50 entries from each setting and the following binary True/False criteria guidelines:

- **Correctness:** Mark true if and only if the explanation is both complete and satisfying.
- **Concision:** Mark true if the explanation says everything it needs to say and nothing more. Mark false if extra information is included.
- **Fluency:** Is the explanation writing fluent? Mark false if there are any mechanical mistakes.
- **Validity:** Does the explanation make logical sense? Ignore whether or not the explanation successfully explains the cause/effect relation. Mark false if the explanation contains any illogical or untrue conclusions.
- **Win/Tie/Lose:** Compare the generated explanation against the provided reference (WIKIWHY gold explanation). Mark Win if you prefer the generated explanation, Tie if you have no preference, and Lose if you prefer the reference explanation.

5.4 RESULTS

Fine-Grained Human Evaluation. With our human evaluation experiments, we find significant room for improvement across the board. First and foremost, our strongest baseline, GPT-3 with greedy decoding, produced explanations judged to be satisfactory only 66% of the time (Table 3). Moreover, these explanations were judged to be worse than the gold reference 58% of the time. These results from our strongest baseline leave plenty of room to improve upon and motivate future work on this reasoning task.

Decoding. Our experiments show increased performance with lower temperature sampling and best results with greedy decoding (Table 2). This aligns with existing notions of higher temperatures better suiting “creative,” open-ended tasks as opposed to more grounded ones. Explaining, as we hypothesize, relies more on the embedded assumptions in a generative model rather than the unlikely associations made more likely at higher temperatures.

Model Differences. We find that GPT-3 significantly outperforms GPT-2. Comparing GPT-3’s output against its predecessor’s strongest setting shows increases in both ordered and unordered F1 scores by over 50%. Despite benefiting from fine-tuning and additional structural support from token type embeddings, GPT-2’s explanations are lacking compared to GPT-3’s few-shot explanations using only 4 exemplars. We find that GPT-2’s statements are often not only incomplete/unsatisfying for explaining the cause-effect relation at hand but also simply invalid. 94% of GPT-2’s statements were deemed worse than WIKIWHY’s gold references. The only area GPT-2 outperformed GPT-3 was in concision, however this is more a demerit of GPT-3 rather than a merit of GPT-2. We found that GPT-3 tended to occasionally add unnecessary detail to its explanations, often defining one of the entities in the prompt.

Answer & Explanation. On the A&E task, we find results that align cleanly with preconceived intuitions. Our baseline model is able to better handle explanations from points A to B when A is fixed and provided. Requiring the same procedures to generate more output creates more variance as incorrect or alternative starting points mislead the remaining generation. The “pipeline” setting strengthens this trend, as the better-informed answer generation allows for a higher quality explanation. This setting, simulating a three-step process with different models handling each

Table 2: Baseline Performance on Explanation Tasks (EO = Explanation-Only, A&E: Answer and Explanation). For Task 3, the Single Model setting has the generative model complete the end-to-end task in a single pass. The Pipeline setting allows each stage to be handled separately (QA is handled by BM25+FiD and explanation is done by GPT-3). Human evaluation was done with on a binary scale (correct/incorrect) and we report the proportion of correct evaluations.

Experiments	Unordered			Ordered			Human
	Precision	Recall	BERT-f1	Precision	Recall	BERT-f1	Correct
Task 2: EO							
GPT-2							
<i>Greedy</i>	0.249	0.196	0.220	0.239	0.179	0.204	0.100
$T = 0.50$	0.218	0.164	0.188	0.194	0.146	0.166	0.065
$T = 1.00$	0.072	0.056	0.063	0.071	0.054	0.062	0.064
GPT-3							
<i>Greedy</i>	0.347	0.388	0.366	0.307	0.355	0.329	0.660
$T = 1.00$	0.326	0.356	0.340	0.291	0.328	0.308	0.481
Task 3: A&E							
GPT-3							
<i>Single-Model</i>	0.092	0.095	0.094	0.082	0.092	0.087	0.140
<i>Pipeline</i>	0.229	0.233	0.231	0.211	0.220	0.215	0.387

Table 3: Human evaluation. Overall correctness is marked on a binary scale– an explanation is complete and satisfying or not. Concision penalizes for repeated or unnecessary information, fluency evaluates grammar, and validity measures if the generated sequence makes logical sense regardless if it correctly explains the relation. For Win/Lose/Tie, annotators compared the generations against WIKIWHY’s gold references.

Model	Fine Grained Human Evaluation						
	Correctness	Concision	Fluency	Validity	Win (\uparrow)	Tie	Lose (\downarrow)
GPT-2: Greedy	0.100	0.880	0.860	0.520	0.00	0.060	0.940
GPT-3: Greedy	0.660	0.680	1.00	0.960	0.220	0.200	0.580
GPT-3: A&E	0.140	0.680	0.900	0.720	0.020	0.120	0.860

step, demonstrates an intermediate performance between having the oracle-provided answer and requiring the explainer to manage the entire process. Under these settings, where the model’s input excludes the correct answer (the cause), the “validity” criteria of our human evaluation is especially interesting. While the majority of the end-to-end setting’s explanations were marked incorrect or unsatisfying, a notable proportion was still marked as having a valid chain of reasoning. This suggests that a significant portion of this setting’s difficulty lies in the generation of the initial correct answer.

Explanation Failure. A typical error pattern observed in GPT-3’s predictions is repeating the cause-effect relation. To explain why [A] leads to [B], GPT-3 might only write “[B] because [A]” or another semantically equivalent formulation. This pattern may be explainable with a fine-tuned baseline where annotation errors of the same kind might have slipped into the training set, but GPT-3 was prompted with hand-picked exemplars with no such mistakes. Furthermore, we observe successful explanations on some inputs we expect to be more difficult alongside errors on relatively less challenging inputs. These observations, together with the consistently high fluency scores showing syntactic competence, seem to indicate a reasoning failure as opposed to a systematic “misunderstanding” of the task at hand. Per the original goal of better understanding what and how LLMs “understand” the world, this might indicate a gap in commonsense: that GPT simply memorized the fact that [A] leads to [B].

6 CONCLUSION

With this paper, we release WIKIWHY, a Question Answering dataset interested in understanding and facilitating the improvement of LLMs’ reasoning capability. We propose explanation **between** grounded cause-effect pairs to distinguish memorization of the relation from a genuine understanding of the underlying mechanics. Compared to related works on explainable QA, our explanation format finds a natural middle ground that balances **complexity** and **depth**, allowing our crowdsourcing methods to produce thought-provoking examples while being highly scalable. We exploit this scalability to cover topics previously overlooked by other explanation datasets and demonstrate our proposed task to be difficult with strong baselines (our experiments feature models failing to produce satisfying explanations even under ideal conditions). Finally, we motivate the development of new automatic metrics that are better able to handle the complexities of generated reasoning.

ETHICS STATEMENT

For data collection, our listing required workers to have a high HIT approval rating ($\geq 96\%$) and be located in English speaking regions (Australia, Canada, New Zealand, the United Kingdom, and the United States). The average hourly pay is 12.00 dollars, which exceeds the income requirements proposed in the human subjects research protocols. The project is classified as exempt status for IRB. Our interfaces include notices that we are collecting information for dataset creation, consent forms, and a link for inquiries and concerns. Our MTurk interfaces are displayed in the §A. Due to the experimental nature, limited production applicability, and relatively small dataset scale, we believe the potential for misuse or harm is negligible.

REPRODUCIBILITY STATEMENT

We release our codebase containing the model tuning procedures, settings, few-shot prompts, and evaluation script under supplementary materials.

REFERENCES

- Aishwarya Agrawal, Jiasen Lu, Stanislaw Antol, Margaret Mitchell, C. Lawrence Zitnick, Dhruv Batra, and Devi Parikh. Vqa: Visual question answering, 2015. URL <https://arxiv.org/abs/1505.00468>.
- Akari Asai, Kazuma Hashimoto, Hannaneh Hajishirzi, Richard Socher, and Caiming Xiong. Learning to retrieve reasoning paths over wikipedia graph for question answering, 2019. URL <https://arxiv.org/abs/1911.10470>.
- Tom Brown, Benjamin Mann, Nick Ryder, Melanie Subbiah, Jared D Kaplan, Prafulla Dhariwal, Arvind Neelakantan, Pranav Shyam, Girish Sastry, Amanda Askell, et al. Language models are few-shot learners. *Advances in neural information processing systems*, 33:1877–1901, 2020.
- Aman Chadha and Vinija Jain. ireason: Multimodal commonsense reasoning using videos and natural language with interpretability, 2021. URL <https://arxiv.org/abs/2107.10300>.
- Wenhu Chen, Hanwen Zha, Zhiyu Chen, Wenhan Xiong, Hong Wang, and William Yang Wang. HybridQA: A dataset of multi-hop question answering over tabular and textual data. In *Findings of the Association for Computational Linguistics: EMNLP 2020*, pp. 1026–1036, Online, November 2020. Association for Computational Linguistics. doi: 10.18653/v1/2020.findings-emnlp.91. URL <https://aclanthology.org/2020.findings-emnlp.91>.
- Elizabeth Clark, Asli Celikyilmaz, and Noah A. Smith. Sentence mover’s similarity: Automatic evaluation for multi-sentence texts. In *Proceedings of the 57th Annual Meeting of the Association for Computational Linguistics*, pp. 2748–2760, Florence, Italy, July 2019. Association for Computational Linguistics. doi: 10.18653/v1/P19-1264. URL <https://aclanthology.org/P19-1264>.

- Bhavana Dalvi, Peter Jansen, Oyvind Tafjord, Zhengnan Xie, Hannah Smith, Leighanna Papatangkura, and Peter Clark. Explaining answers with entailment trees. In *Proceedings of the 2021 Conference on Empirical Methods in Natural Language Processing*, pp. 7358–7370, Online and Punta Cana, Dominican Republic, November 2021. Association for Computational Linguistics. doi: 10.18653/v1/2021.emnlp-main.585. URL <https://aclanthology.org/2021.emnlp-main.585>.
- Tanya Goyal, Junyi Jessy Li, and Greg Durrett. News summarization and evaluation in the era of gpt-3, 2022. URL <https://arxiv.org/abs/2209.12356>.
- Pengcheng He, Xiaodong Liu, Jianfeng Gao, and Weizhu Chen. Deberta: Decoding-enhanced bert with disentangled attention. *ArXiv*, abs/2006.03654, 2021.
- Jack Hessel, Jena D. Hwang, Jae Sung Park, Rowan Zellers, Chandra Bhagavatula, Anna Rohrbach, Kate Saenko, and Yejin Choi. The abduction of sherlock holmes: A dataset for visual abductive reasoning. 2022. doi: 10.48550/ARXIV.2202.04800. URL <https://arxiv.org/abs/2202.04800>.
- Joanna K. Hubbard, Macy A. Potts, and Brian A. Couch. How question types reveal student thinking: An experimental comparison of multiple-true-false and free-response formats. *CBE Life Sciences Education*, 16, 2017.
- Naoya Inoue, Pontus Stenetorp, and Kentaro Inui. R4c: A benchmark for evaluating rc systems to get the right answer for the right reason. In *ACL*, 2020.
- Gautier Izacard and Edouard Grave. Leveraging passage retrieval with generative models for open domain question answering, 2020. URL <https://arxiv.org/abs/2007.01282>.
- Harsh Jhamtani and Peter Clark. Learning to explain: Datasets and models for identifying valid reasoning chains in multihop question-answering. In *Proceedings of the 2020 Conference on Empirical Methods in Natural Language Processing (EMNLP)*, pp. 137–150, Online, November 2020. Association for Computational Linguistics. doi: 10.18653/v1/2020.emnlp-main.10. URL <https://aclanthology.org/2020.emnlp-main.10>.
- Vladimir Karpukhin, Barlas Oğuz, Sewon Min, Patrick Lewis, Ledell Wu, Sergey Edunov, Danqi Chen, and Wen-tau Yih. Dense passage retrieval for open-domain question answering, 2020. URL <https://arxiv.org/abs/2004.04906>.
- Diederik P Kingma and Jimmy Ba. Adam: A method for stochastic optimization. *arXiv preprint arXiv:1412.6980*, 2014.
- Tom Kwiatkowski, Jennimaria Palomaki, Olivia Redfield, Michael Collins, Ankur Parikh, Chris Alberti, Danielle Epstein, Illia Polosukhin, Jacob Devlin, Kenton Lee, Kristina Toutanova, Llion Jones, Matthew Kelcey, Ming-Wei Chang, Andrew M. Dai, Jakob Uszkoreit, Quoc Le, and Slav Petrov. Natural questions: A benchmark for question answering research. *Transactions of the Association for Computational Linguistics*, 7:452–466, 2019. doi: 10.1162/tacl_a.00276. URL <https://aclanthology.org/Q19-1026>.
- Chin-Yew Lin. ROUGE: A package for automatic evaluation of summaries. In *Text Summarization Branches Out*, pp. 74–81, Barcelona, Spain, July 2004. Association for Computational Linguistics. URL <https://aclanthology.org/W04-1013>.
- Jimmy Lin, Xueguang Ma, Sheng-Chieh Lin, Jheng-Hong Yang, Ronak Pradeep, and Rodrigo Nogueira. Pyserini: A python toolkit for reproducible information retrieval research with sparse and dense representations. In *Proceedings of the 44th International ACM SIGIR Conference on Research and Development in Information Retrieval, SIGIR ’21*, pp. 2356–2362, New York, NY, USA, 2021. Association for Computing Machinery. ISBN 9781450380379. doi: 10.1145/3404835.3463238. URL <https://doi.org/10.1145/3404835.3463238>.
- Yinhan Liu, Myle Ott, Naman Goyal, Jingfei Du, Mandar Joshi, Danqi Chen, Omer Levy, Mike Lewis, Luke Zettlemoyer, and Veselin Stoyanov. Roberta: A robustly optimized bert pretraining approach, 2019. URL <https://arxiv.org/abs/1907.11692>.

- Pan Lu, Swaroop Mishra, Tony Xia, Liang Qiu, Kai-Wei Chang, Song-Chun Zhu, Oyvind Tafjord, Peter Clark, and Ashwin Kalyan. Learn to explain: Multimodal reasoning via thought chains for science question answering, 2022. URL <https://arxiv.org/abs/2209.09513>.
- Gilbert Mohr, Johannes Engelkamp, and Hubert D. Zimmer. Recall and recognition of self-performed acts. *Psychological Research*, 51:181–187, 1989.
- Judea Pearl. *Causality*. Cambridge university press, 2009.
- Matt Post. A call for clarity in reporting BLEU scores. In *Proceedings of the Third Conference on Machine Translation: Research Papers*, pp. 186–191, Belgium, Brussels, October 2018. Association for Computational Linguistics. URL <https://www.aclweb.org/anthology/W18-6319>.
- Alec Radford, Jeff Wu, Rewon Child, David Luan, Dario Amodei, and Ilya Sutskever. Language models are unsupervised multitask learners. 2019.
- Nazneen Fatema Rajani, Bryan McCann, Caiming Xiong, and Richard Socher. Explain yourself! leveraging language models for commonsense reasoning. In *Proceedings of the 57th Annual Meeting of the Association for Computational Linguistics*, pp. 4932–4942, Florence, Italy, July 2019. Association for Computational Linguistics. doi: 10.18653/v1/P19-1487. URL <https://aclanthology.org/P19-1487>.
- Danilo Neves Ribeiro, Shen Wang, Xiaofei Ma, Rui Dong, Xiaokai Wei, Henry Zhu, Xinchu Chen, Zhiheng Huang, Peng Xu, Andrew O. Arnold, and Dan Roth. Entailment tree explanations via iterative retrieval-generation reasoner. In *NAACL-HLT, 2022*.
- Stephen Robertson, Hugo Zaragoza, et al. The probabilistic relevance framework: Bm25 and beyond. *Foundations and Trends® in Information Retrieval*, 3(4):333–389, 2009.
- Ryoma Sato, Makoto Yamada, and Hisashi Kashima. Re-evaluating word mover’s distance, 2021. URL <https://arxiv.org/abs/2105.14403>.
- Thibault Sellam, Dipanjan Das, and Ankur P. Parikh. Bleurt: Learning robust metrics for text generation. In *ACL, 2020*.
- Kurt Shuster, Jack Urbanek, Arthur D. Szlam, and Jason Weston. Am i me or you? state-of-the-art dialogue models cannot maintain an identity. In *NAACL-HLT, 2022*.
- Robyn Speer, Joshua Chin, and Catherine Havasi. Conceptnet 5.5: An open multilingual graph of general knowledge. *ArXiv*, abs/1612.03975, 2017.
- Yuan Sui, Shanshan Feng, Huaxiang Zhang, Jian Cao, Liang Hu, and Nengjun Zhu. Causality-aware enhanced model for multi-hop question answering over knowledge graphs. *Knowledge-Based Systems*, 250:108943, 2022. ISSN 0950-7051. doi: <https://doi.org/10.1016/j.knosys.2022.108943>. URL <https://www.sciencedirect.com/science/article/pii/S0950705122004567>.
- Alon Talmor, Jonathan Herzig, Nicholas Lourie, and Jonathan Berant. CommonsenseQA: A question answering challenge targeting commonsense knowledge. In *Proceedings of the 2019 Conference of the North American Chapter of the Association for Computational Linguistics: Human Language Technologies, Volume 1 (Long and Short Papers)*, pp. 4149–4158, Minneapolis, Minnesota, June 2019. Association for Computational Linguistics. doi: 10.18653/v1/N19-1421. URL <https://aclanthology.org/N19-1421>.
- James Thorne, Andreas Vlachos, Christos Christodoulopoulos, and Arpit Mittal. FEVER: a large-scale dataset for fact extraction and VERification. In *Proceedings of the 2018 Conference of the North American Chapter of the Association for Computational Linguistics: Human Language Technologies, Volume 1 (Long Papers)*, pp. 809–819, New Orleans, Louisiana, June 2018. Association for Computational Linguistics. doi: 10.18653/v1/N18-1074. URL <https://aclanthology.org/N18-1074>.
- Soumya Wadhwa, Varsha Embar, Matthias Grabmair, and Eric Nyberg. Towards inference-oriented reading comprehension: Parallelqa. *ArXiv*, abs/1805.03830, 2018.

- Thomas Wang, Adam Roberts, Daniel Hesslow, Teven Le Scao, Hyung Won Chung, Iz Beltagy, Julien Launay, and Colin Raffel. What language model architecture and pretraining objective work best for zero-shot generalization? In *ICML*, 2022.
- Jason Wei, Xuezhi Wang, Dale Schuurmans, Maarten Bosma, Ed Chi, Quoc Le, and Denny Zhou. Chain of thought prompting elicits reasoning in large language models. *ArXiv*, abs/2201.11903, 2022.
- Linyi Yang, Zhen Wang, Yuxiang Wu, Jie Yang, and Yue Zhang. Towards fine-grained causal reasoning and qa. *arXiv preprint arXiv:2204.07408*, 2022.
- Zhilin Yang, Peng Qi, Saizheng Zhang, Yoshua Bengio, William Cohen, Ruslan Salakhutdinov, and Christopher D. Manning. HotpotQA: A dataset for diverse, explainable multi-hop question answering. In *Proceedings of the 2018 Conference on Empirical Methods in Natural Language Processing*, pp. 2369–2380, Brussels, Belgium, October–November 2018. Association for Computational Linguistics. doi: 10.18653/v1/D18-1259. URL <https://aclanthology.org/D18-1259>.
- Manzil Zaheer, Guru Guruganesh, Kumar Avinava Dubey, Joshua Ainslie, Chris Alberti, Santiago Ontañón, Philip Pham, Anirudh Ravula, Qifan Wang, Li Yang, and Amr Ahmed. Big bird: Transformers for longer sequences. *ArXiv*, abs/2007.14062, 2020.
- Tianyi Zhang, Varsha Kishore, Felix Wu, Kilian Q. Weinberger, and Yoav Artzi. Bertscore: Evaluating text generation with bert. *ArXiv*, abs/1904.09675, 2020.

A APPENDIX

A.1 DATA COLLECTION

Our corpus consists of the entirety of the English Wikipedia, snapshotted on 23 May 2022. Wikipedia presents a list of curated “Good Article”, Wikipedia’s Good articles, which are articles that are nominated and reviewed to fit the “Good Article Criteria”, Good article criteria. Articles from this category are guaranteed to have correct spelling and grammar, as well as clear and concise diction. Our final keyword list includes: “because”, “due to”, “therefore”, “consequently”, “resulted in”, “resulting in”, and “as a result”.

A.2 DATA COLLECTION VALIDATION

Each stage in our data collection process is followed by two additional validation layers. For Stage 1, workers are prohibited from submitting more than 20 entries until their annotations have been manually validated. The annotation result passes through another phase of manual validation to ensure that the quality is kept up after workers’ initial submissions are accepted by quality control. For Stage 2, we track a separate list of qualified workers for explanation quality.

Similar to Stage 1, Stage 2’s initial submit limit (the “speed bump”) is 10. Undergraduate students manually reviewed the examples from stage-2-qualified workers. These panelists were instructed and shown demonstrations of marking explanations as satisfying or not and correcting minor errors for slight quality improvements. While manually approved workers write each WIKIWHY explanation, these hand-reviewed samples ultimately comprise the test and development sets. The continuous flow between stages is enabled by a backend system we implemented to maintain a database of submissions. This system serves inputs to both MTurk interfaces, as well as the front-end validation interfaces provided to the undergraduate panelists.

A.3 ADDITIONAL RESULTS

We include additional evaluations of our generated explanations using simple metrics. Table 5 shows performance on the **EO** task, and Table 6 show performance on the **A&E** task. We also include results from the **QA** task in Table 8 and Table 9. Automatic evaluation on individual topics categories are included in Table 10.

Table 4: Examples from 6 most frequent topics covered in WIKIWHY. c denotes cause, e effect, and s_i the i th rationale sentence.

Genres	Example
Geography	c The geographic isolation of the Hupa homeland s_1 The Hupa's homeland was separated by bodies of water or mountains s_2 Not many people could get to the Hupa's homeland e The Hupa had few interactions with early European explorers up to the 19th century
Literature	c Increased language contact in the globalizing world s_1 Increased contact between people requires increased communication s_2 Speaker of uncommon languages switch to more common languages s_3 Switching away from uncommon languages leads to them being forgotten e Many small languages are becoming endangered as their speakers shift to other languages
Media	c Seeing the Castle of Cagliostro entrenched in Yamazaki that Japan can make high-quality films s_1 Viewing The Castle of Cagliostro inspired Takashi Yamazaki s_2 Out of national pride, Takashi Yamazaki followed a model that he believed would produce quality films e Director Takashi Yamazaki modeled his 2019 film Lupin III: The First after The Castle of Cagliostro
Music	c The duration of Hotel California was longer than songs generally played by radio stations s_1 Most songs are only 3-4 minutes long s_2 Hotel California is over 6 minutes s_3 People would not want to listen to same song on radio for that long e Don Felder had doubts about the 1997 Eagles song Hotel California
Natural Sciences	c The thermal stress at dawn and dusk s_1 The thermal temperatures change so drastically the rocks expand and contract s_2 This process weakens the structural integrity of the rocks e The boulders on Ceres are brittle and degrade rapidly
Technology	c The use of coal power in Turkey s_1 Burning coal leads to air pollution s_2 Air pollution causes sickness and early death s_3 Sick and dead people cannot work e 1.4 million working days were lost across the population of Turkey in 2019

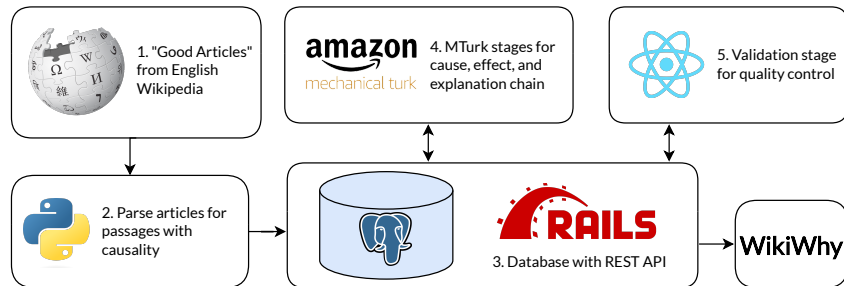


Figure 4: Dataset Collection and Validation Pipeline

A.4 CROWD WORKER INTERFACE

Figure 7 and Figure 8 display the interfaces for the first and second stages respectively. In addition to the list of requirements, we provide examples and tips to further clarify our expectations. The passage is displayed with a link to the full article so workers can view the complete context if needed. Every passage contains a highlighted causal connective, allowing workers to quickly scan and skip irrelevant portions. Each passage is retrieved from our custom database through our API. If the passage is too difficult for the worker to understand or lacks a cause-effect relation, the worker can click the button below for another random passage.

Table 5: Explanation Evaluation Results of WIKIWHY dataset according to the following metrics: SacreBLEU (S-BLEU) Post (2018), Word-Mover’s distance (WMD) Sato et al. (2021), Sentence Mover’s Similarity Metrics (SMS) Clark et al. (2019), BERT-f1 Score Zhang et al. (2020), ROUGE-1, ROUGE-2, and ROUGE-L (all ROUGE-f1 Scores Lin (2004) averaged). SMS is scaled by 1000 for readability.

Model	Fine-tuned GPT-2 vs. Few-shot GPT-3						
	S-BLEU	WMD	SMS	BERT-f1	ROUGE-1	ROUGE-2	ROUGE-L
GPT-2							
<i>Greedy</i>	0.042	0.541	15.81	0.773	0.212	0.057	0.184
<i>Temp 0.5</i>	0.037	0.540	15.30	0.770	0.198	0.047	0.169
<i>Temp 1.0</i>	0.022	0.536	13.25	0.760	0.161	0.022	0.134
GPT-3							
<i>Temp 1.0</i>	0.055	0.555	14.93	0.792	0.240	0.057	0.199

Table 6: **GPT-3** explanation results with various input settings: Ideal- gold cause/answer, Well-Selected- provided cause/answer predicted by best-performing reader model (**FiD**), End-to-end- provided only question/effect (**GPT-3** completes end-to-end task)

Model	GPT-3 Prompt Input Experiments						
	S-BLEU	WMD	SMS	BERT-f1	ROUGE-1	ROUGE-2	ROUGE-L
Input Setting							
<i>Ideal</i>	0.055	0.555	14.93	0.792	0.240	0.057	0.199
<i>Well-Selected</i>	0.030	0.546	13.27	0.776	0.203	0.049	0.149
<i>End-to-end</i>	0.023	0.542	13.22	0.768	0.200	0.038	0.144

Table 7: WIKIWHY dataset contains a diverse set of 11 genres. The raw counts of topic themes in articles is presented in the second column. The relative frequency is the percentage of articles in CausalQA sub-sampled from the *Good* Wikipedia articles list.

GENRES	RAW #	FREQ.
AGRICULTURE	131	0.436
ARTS	577	0.396
ENGINEERING	952	0.336
GEOGRAPHY	754	0.624
HISTORY	1023	0.433
LITERATURE	455	0.340
MATHEMATICS	27	0.227
MEDIA	1773	0.399
MUSIC	1070	0.229
NATURAL SCIENCES	2952	0.768
PHILOSOPHY	302	0.465

Table 8: Document Retrieval for WIKIWHY. **BM25** consistently outperforms **DPR**.

MODEL	WIKIWHY	
	Top-1 Acc	MRR
BM25	0.810	0.858
DPR	0.340	0.448

Table 9: Answer Evaluation Results for WIKIWHY dataset. Stage 1: **RoBERTa**, **BigBird**, and **FiD**. **FiD Gold** is fine-tuned on 80% train split & evaluated on 10% dev split.

MODEL	WIKIWHY		
	S-BLEU	BERT-f1	WMD
RoBERTa			
<i>Gold</i>	0.246	0.860	0.637
<i>BM25</i>	0.214	0.832	0.620
BigBird			
<i>Gold</i>	0.258	0.825	0.615
<i>BM25</i>	0.223	0.802	0.602
FiD			
<i>Gold</i>	0.373	0.863	0.658
<i>BM25</i>	0.259	0.827	0.617

Cause: There were time constraints to writing "Boruto: Naruto the Movie"
Effect: Hiroyuki Yamashita felt pressured writing "Boruto: Naruto the Movie"
Explanation: Creativity is difficult when put on a strict timetable. There was a need to both produce a good movie and do so on a strict time budget. These two demands put stress on Hiroyuki Yamashita while he worked.

Cause: Homer P. Rainey had liberal views.
Effect: Homer P. Rainey was fired by the University of Texas in 1944.
Explanation: If the University of Texas is conservative, they wouldn't want people working there who have liberal views.

Cause: the large size and reddish tint of red maple buds
Effect: Red maple buds which form in fall and winter are often visible from a distance.
Explanation: The color red stands out from a distance, so if the buds are red in the fall and winter, you'd be able to see them from a distance.

Cause: There were advances in technology, lower energy prices, a favorable exchange rate of the United States dollar, and lower alumina prices.
Effect: Productions costs of aluminum changed in the late 20th century.
Explanation: With advances in technology, prices of manufacturing change usually because they are now easier and cheaper to make. In this case it is aluminum that the price changed on because the technology improved the process.

Figure 6: GPT-3 Few-shot Exemplars

Table 10: Explanation performance (unordered F1) over the most frequent topics. We GPT-2 under the greedy setting and GPT-3 under the same defaults as Table 2

Most Frequent Genres							
	ARTS	GEOG	HISTORY	MEDIA	MUSIC	SCIENCE	TECH
Models							
GPT-2	0.256	0.221	0.202	0.161	0.239	0.252	0.236
GPT-3	0.412	0.372	0.341	0.335	0.301	0.371	0.333

Table 11: WikiWhy Summary Statistics

WikiWhy Statistics	
# of Train	7,397
# of Dev	1,004
# of Test	1,005
# of Rationale	9,406
# of Rationale Elements	14,238
Avg. # Rationale Length	1.5137
Avg. # Tokens per Element	16.697

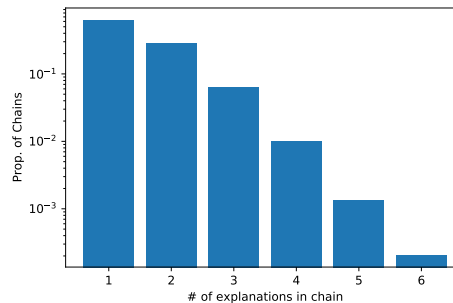


Figure 5: Rationale Length Distribution

Find a Cause-Effect Relation & Turn it into a Why Question.

Your question must be **specific enough** to make sense ON ITS OWN (without the passage)

Example 1: Use Full Names of People! ∨

Example 2: Specify When and Where so the situation is totally clear! ∨

Your Passage (click link to find details)

https://en.wikipedia.org/wiki/Chrissie_Watts (link opens in new tab)

The aftermath dominated EastEnders in 2005 and helped to revive the fortunes of the show. According to the former head of BBC Drama Serials, Mal Young, this was dependent on the character of Chrissie, who was responsible for "anchoring the success of the anniversary storyline". A similar sentiment was expressed by Ian Hyland in the Sunday Mirror, who although critical of the convoluted plot felt EastEnders was improving "mainly because Chrissie is doing her best to rescue the fallout from the storyline dirty bomb Den's murder has become", and described the character as performing a "rescue act" on the show. However, Jim Shelley of the Daily Mirror was highly critical of Chrissie, calling her "the ludicrous Lady MacBeth wannabe", and felt her departure was enabling EastEnders to move forward. In contrast, the TV editor of The Daily Telegraph hailed Chrissie as "helping revive the show's fortunes that had been lagging somewhat in recent years".

click me only if the current passage lacks a cause-effect relation

Step 1: Find Cause & Effect from the Passage

- To make the next step easier, write your effect as a full sentence with details so it's clear what the exact situation is
- Please do NOT repeat the cause in the effect box

Cause: write your specific cause here

Effect: write your specific effect here

Step 2: Turn the Cause-Effect into a Why Question & its Answer

- **The Question should ask about Effect, and the Answer should be Cause**
 - Example: Cause=drug overdose, Effect=Heath Ledger died.
 - Question: Why did Heath Ledger die?
- **Your Question must make sense on its own (without the passage)**
 - Add details (who, what, when, where) so it's clear what the exact situation is
 - Use full names for people, groups, and places
- **Someone seeing only your QUESTION should NOT need to ask any clarifying questions**
 - They SHOULD NOT need to ask "which ___ are you talking about?" since your **question** should already be explicit about which ___ it's talking about

Why Question: write why question about effect here

Answer (Cause): [write cause & effect first!]

Please Note: Failing to follow instructions will result in your WorkerId being blocked from future tasks published by our group. By submitting, you agree to the terms of this [consent form](#).

Figure 7: Amazon Mechanical Turk Interface for Stage 1

1. Choose a Question to Answer (each involve **cause & effect**)

- Why did "The similarity between The Fault in Our Stars and Perks of Being a Wallflower." lead to "Stephen Chbosky turned down the opportunity to direct The Fault in Our Stars."?
- Why did "Stephen Chbosky turned down the opportunity to direct The Fault in Our Stars." result from "The similarity between The Fault in Our Stars and Perks of Being a Wallflower."?
- Why does "The similarity between The Fault in Our Stars and Perks of Being a Wallflower." cause "Stephen Chbosky turned down the opportunity to direct The Fault in Our Stars."?
- Why is "Stephen Chbosky turned down the opportunity to direct The Fault in Our Stars." a consequence of "The similarity between The Fault in Our Stars and Perks of Being a Wallflower."?

Additional Context for the Questions ^

On January 31, 2012, it was announced that Fox 2000, a division of 20th Century Fox, had optioned the rights to adapt John Green's novel *The Fault in Our Stars* for a feature film. Wyck Godfrey and Marty Bowen were due to produce the film with their production company, Temple Hill Entertainment. Stephen Chbosky, who directed *The Perks of Being a Wallflower* (also filmed in Pittsburgh), was in talks to direct the film but turned it down because of its similarity to *Perks*. On February 19, 2013, Josh Boone was hired as director; Scott Neustadter and Michael H. Weber were hired to adapt the novel into a screenplay their second adaptation for Fox, following *Rosaline*.

2. Answer the Question

Example 1: Most explanations are fairly short (1 or 2 entries) v

Example 2: Most explanations only require basic logic v

Example 3: You may need to search online if you are unsure of the answer v

Requirements

- Add a new entry for each step/sentence
- Use complete sentences with good spelling and grammar
- **Carefully read the question you chose and actually respond to it**
- **DO NOT** only write or rephrase "cause leads to effect"
 - We already know this! We want you to explain WHY that is the case

Your Question

Why did "The similarity between *The Fault in Our Stars* and *Perks of Being a Wallflower*." lead to "Stephen Chbosky turned down the opportunity to direct *The Fault in Our Stars*."?

If he had directed both, it could have endangered his nomination for the Academy Award for "Perks of being a Wallflower"

Filming two similar movies would make him look like a one-trick pony. x

Add Explanation Step

Please Note: Submitting work with egregious grammar errors, inappropriately copied text, or nonsense answers (or otherwise failing to follow instructions) will result in your WorkerId being blocked from future tasks published by our group.

By submitting, you agree to the terms of this [consent form](#).

Submit

Figure 8: Amazon Mechanical Turk Interface for Stage 2