
FORMALIZING CHEMICAL THEORY USING THE LEAN THEOREM PROVER

A PREPRINT

Maxwell P. Bobbin¹, Samiha Sharlin¹, Parivash Feyzishendi¹, An Hong Dang¹,
Catherine M. Wraback¹, and Tyler R. Josephson^{1,2}

¹Department of Chemical, Biochemical, and Environmental Engineering, University of Maryland Baltimore County,
1000 Hilltop Circle, Baltimore, MD 21250

²Department of Computer Science and Electrical Engineering, University of Maryland Baltimore County,
1000 Hilltop Circle, Baltimore, MD 21250

ABSTRACT

Chemical theory can be made more rigorous using the *Lean theorem prover*, an interactive theorem prover for complex mathematics. We formalize the Langmuir [1] and BET [2] theories of adsorption, making each scientific premise clear and every step of the derivations explicit. Lean’s math library, `mathlib`, provides formally-verified theorems for infinite geometries series, which are central to BET theory. While writing these proofs, Lean prompts us to include mathematical constraints that were not originally reported. We also illustrate how Lean flexibly enables the reuse of proofs that build on more complex theories through the use of *functions*, *definitions*, and *structures*. Finally, we construct scientific frameworks for interoperable proofs, by creating structures for classical thermodynamics and kinematics, using them to formalize gas law relationships like Boyle’s Law and equations of motion underlying Newtonian mechanics, respectively. This approach can be extended to other fields, enabling the formalization of rich and complex theories in science and engineering.

Keywords Proof assistants · Formal verification · Logic · Adsorption · Thermodynamics · Kinematics

1 Introduction

1.1 Theorem provers for chemical theory

Theorem provers are a type of computer program that aid in the derivation of formal proofs through human-machine interaction [3]. They provide a way to interact with the current state of the proof, while the computer verifies each step [4, 5, 6, 7, 8, 9]. Although formal methods of proof are difficult to write, they use strict syntax that not only guarantees correctness, but is also machine-readable and interpretable (see Table 1).


Hand-written proofs	Formal proofs
Informal syntax	Strict, computer language syntax
Only for human readers	Machine-readable and executable
Might exclude information	Cannot miss assumptions or steps
Might contain mistakes	Rigorously verified by computer
Requires human to proofread	Automated proof checking
Easy to write	Challenging to write

Table 1: Comparison of hand-written and formalized proofs.


An interactive theorem prover may appear to be performing a symbolic manipulation of mathematical expressions, like a Computer Algebra System (CAS) such as SymPy [10], but such manipulations are only permitted when supported by

a proof with axiomatic foundation. For example, whether multiplication is commutative depends on the types of objects being multiplied: $a \times b = b \times a$ when a and b are scalars, but $A \times B \neq B \times A$ when A and B are matrices. In CAS systems, matrix multiplication is made non-commutative by imposing special conditions [10] whereas theorem provers only allow changes that are proven to be valid. So, rearranging $a \times b$ to $b \times a$ is only possible in theorem provers once their equivalence has been proven true and changing $A \times B$ to $B \times A$ is not permitted when it has not been proven true. Consequently, theorem provers provide the utmost degree of confidence by allowing all maths to be constructed from the base axioms of mathematics (see Table 2).


Interactive theorem provers	Computer algebra systems
Symbolically transform formulae	Symbolically transform formulae
Only permit correct transformations	Human-checked correctness
Verification tool	Computational tool
Explicit assumptions	Hidden assumptions
Built off a small, trusted, kernel	Large program with many algorithms




LEAN
THEOREM PROVER




Isabelle



Mathematica



SymPy



MATLAB

Table 2: Interactive Theorem Provers [11, 5] vs. Computer Algebra Systems [12, 10, 13].

Historically, formal verification and the axiomatization of theories have mainly been observed in mathematics [14, 15, 16, 17, 18, 19], however recently there have been a few notable attempts at formalizing physics theories such as versions of relativity theory [20, 21], electromagnetic optics [22], and geometrical optics [23]. Theorem provers have also been applied in the design of optical quantum experiments using logic artificial intelligence [24]. Our focus here is on formalizing fundamental theories in chemistry which has received very little attention. Inspired by Paleo’s ideas for formalizing physics theories [25], we want to create a formal basis for chemical theories and use Lean to verify them.

1.2 The Lean theorem prover


We have selected the Lean theorem prover [26] for its power as an interactive theorem prover, the coverage of its mathematics library, `mathlib` [27], and the supportive online community of Lean enthusiasts [28] with an aim to formalize the entire undergraduate math curriculum [29]. Interesting projects have emerged from its foundations, including Perfectoid Spaces [30], Cap Set Problem [31] and Liquid Tensor [32] and the team also created a web-based game, called Natural Number Game [33], that has been widely successful in introducing newcomers to Lean. As executable code, Lean proofs can be read by language modeling algorithms that find patterns in math proof databases, enabling automated proofs of formal proof statements [34, 35]

We anticipate that Lean is expressive enough to formalize diverse and complex theories across quantum mechanics, fluid mechanics, reaction rate theory, statistical thermodynamics, and more. Lean gets its power from its ability to define mathematical objects and prove their properties, rather than just assuming premises for the sake of individual proofs. Lean is based on Type Theory [36, 37] where both mathematical objects and the relation between them are modeled with types (see Fig. 5 in supplementary text). Everything in Lean is a term of a *Type*, whether natural numbers or real numbers, functions, Boolean conditions, or even entire proofs. *Types* also have a type of *Type* and we can define *Types* of our own, as well [26].

In this paper, we address how formalizing chemical theories may look, by demonstrating the tools of Lean through illustrative proofs in the chemical sciences. First, we introduce variables, types, premises, conjectures, and proof steps through a single derivation of the Langmuir adsorption model. Next, we show how functions and definitions can be used to prove properties of mathematical objects by revising the Langmuir adsorption model through definitions and showing it has zero loading at zero pressure. Finally, we turn to more advanced topics, such as using geometric series to formalize the derivation of the BET equation and using structures to define and prove relationships in thermodynamics and motion.

2 Methods

Lean has a small kernel, based on dependent type theory [36, 37], with just over 6000 lines of code that allows it to instantiate a version of the Calculus of Inductive Constructions (CoIC) [38, 39]. The strong normalizing characteristic of the CoIC [40] creates a robust programming language that is consistent. The CoIC creates a constructive foundation for mathematics allowing the entire field of mathematics to be built off of just 6000 lines of code.

In Section 3 we outline the proofs formalized using Lean version 3.45.0. We host proofs on a website that provides a semi-interactive platform connecting to the Lean codes in our GitHub repository . An extended methods section introducing Lean is in the Supporting Information Section 5.1.

3 Formalized Proofs

3.1 Langmuir Adsorption: Introducing Lean Syntax and Proofs

The Langmuir adsorption model describes the loading of adsorbate onto a surface under isothermal conditions [1] given by the Eq. 1:

$$\theta_A = \frac{K_{eq} p_A}{1 + K_{eq} p_A} \quad (1)$$

where θ is the fraction of sites occupied by A, K_{eq} is the equilibrium constant, and p_A is the partial pressure of A. Several derivations have been developed [1, 41, 42, 43]; here we formalize the original kinetic derivation [1].



Figure 1: A formalization of Langmuir’s adsorption model, shown as screenshots from Lean operating in VSCode. The left side of the figure shows the “Code Window,” while the right side shows variables and goals at each step in the “Tactic State”. When the user places the cursor at one of the numbered locations in the “Code Window,” VSCode displays the “Tactic State” of the proof. The turnstile symbol represents the state of the goal after each step. As each tactic is applied, hypotheses and/or the goal is updated in the tactic state as the proof proceeds. For clarity, we only show the hypothesis that changes after a tactic is applied and how that changes the goal. As an example, the goal state is the same in steps 1 and 2, since the first tactic rewrites (rw) the equation of adsorption (*hrad*) and desorption (*hrd*) into the premise that equilibrium (*hreaction*) exists. Next we rewrite (rw), simplify (field_simp), and otherwise rearrange the variables to exactly equal the goal state (steps 3-5). When the proof is finished, a celebratory message and party emoji appears (6).

As shown in Figure 1, every premise must be explicitly stated in Lean, along with the final conjecture, and proof tactics used to show that the conjecture follows from the premises. The central premises of the proof are expressions of adsorption rate ($hrad$), desorption rate (hrd), the equilibrium relation ($hreaction$) and the adsorption site balance (hS_0). Additional premises include the definition of adsorption constant (hK) and surface coverage ($h\theta$) from the first four premises, as well as mathematical constraints ($hc1$, $hc2$, and $hc3$) that appear during the formalization. The model assumes the system is in equilibrium, so the adsorption rate, $r_{ad} = k_{ad} * P * S$ and, desorption rate, $r_d = k_d * A$ are equal to each other, where k_{ad} and k_d are the adsorption and desorption rate constant respectively, S is concentration of empty sites, and A is the concentration of sites occupied by A . After `begin`, a sequence of tactics rearranges the goal state until the conjecture is proved.

Though this is a natural way to write the proof, we can condense the premises by using local definitions. For instance, the first two premises $hrad$ and hrd can be written into $hreaction$ to yield $k_{ad} * P * S = k_d * A$ and we can also write expressions of $h\theta$ and hK in the goal statement. While $hrad$, hrd , $h\theta$, and hK each have scientific significance, in this proof, they are just combinations of variables. Alternative versions of the Langmuir proof are described in the SI Section 5.2.1.

An interesting part of the proof is that only certain variables or their combinations are required to be not zero. When building this proof, Lean imports the real numbers and the formalized theorems and tactics for them in `mathlib`. Lean does not permit division by zero, and it will flag issues when a real number being divided might be equal to zero. Consequently, we must include additional hypotheses $hc1$ - $hc3$ in order to complete the proof. These provide the minimum mathematical requirements for the proof; more strict constraints requiring rate constants and concentrations to be positive would also suffice. These ambiguities are better addressed by using *definitions* and *structures*, which enable us prove properties about the object. Nonetheless, this version of the Langmuir proof is still a machine-readable, executable, formalized proof.

3.2 Langmuir Revisited: Introducing Functions and Definitions in Lean

Functions in Lean are similar to functions in imperative programming languages like Python and C, in that they take in arguments and map them to outputs. However, functions in Lean (like everything in Lean) are also objects with properties that can be formally proved.

Formally, a function is defined as a mapping of one set (the domain) to another set (the co-domain). The notation for a function is given by the arrow " \rightarrow ". For instance, the function conventionally written as $Y = f(X)$ or $Y(X)$ maps from set X to set Y is $X \rightarrow Y$ in arrow notation.¹

Importantly, the arrow " \rightarrow " is also used to represent the conditional statement (if-then) in logic, but this is not a duplication of syntax. Because everything is a term of *Type* in Lean, functions map type X to type Y ; when each type is a proposition, the resulting function is an if-then statement.

As stated in the introduction, Lean’s power comes from the ability to define objects globally, not just postulate them for the purpose of a local proof. When a mathematical object is formally defined in Lean, multiple theorems can be written about it with certainty that all proofs pertain to the same object. In Lean, we use *def* to define new objects and then prove statements about these objects. The *def* command has three parts: the arguments it takes in (which are the properties of the object), the type of the output, and the proof that the object has such a type. In Lean:

```
def name properties : type := proof of that type
```

For instance, we can define a function that doubles a natural number:

```
def double : ℕ → ℕ := λ n : ℕ, n + n
```


The λ symbol comes from lambda calculus and is how an explicit function is defined. After the lambda symbol is the variable of the function, n with type \mathbb{N} . Then after the comma is the actual function. By hand, we would write this as $f(n) = n + n$. This definition allows us, as the name suggests, to double any natural number. So, using it, we could show that:

```
double (3 : ℕ) = (6 : ℕ)
```

which we could easily show to be true.


¹These types are easily extended to functionals, which are central to density functional theory. A function that takes a function as an input can be simply defined by $(\mathbb{R} \rightarrow \mathbb{R}) \rightarrow \mathbb{R}$

In the previous section, we showed an easy-to-read derivation of Langmuir adsorption, and in SI Section 5.2.1, we improved the proof using local definitions. Here, we improve it further by defining the Langmuir model as an object in Lean and then showing the kinetic derivation of that object. This way, the object defining the single-site Langmuir model can be reused in subsequent proofs, and all are certain to refer to the same object.

We define the model as a function that takes in pressure as a variable. Given a pressure value, the function will compute the fractional occupancy of the adsorption sites. In Lean, this looks like .


```
def langmuir_single_site_model (equilibrium_constant : ℝ) : ℝ → ℝ :=
  λ P : ℝ, equilibrium_constant*P/(1+equilibrium_constant*P)
```

The λ symbol comes from λ -calculus [44] and is one way to construct functions. It declares that P is a real number that can be specified. When the real number is specified, it will take the place of P in the equation. The definition also requires the equilibrium constant to be specified².

With this, the kinetic derivation of Langmuir can be set up in Lean like this .

```
theorem langmuir_single_site_kinetic_derivation
{P k_ad k_d A S : ℝ}
(hreaction : let r_ad := k_ad*P*S, r_d := k_d*A in r_ad = r_d)
(hS : S ≠ 0)
(hk_d : k_d ≠ 0)
:
let θ := A/(S+A),
  K := k_ad/k_d in
  θ = langmuir_single_site_model K P :=
```

This derivation is almost exactly like the proof in SI Section 5.2.1; the only difference is the use of the Langmuir model as an object. After the `langmuir_single_site_model` simplified to be the Langmuir equation, the proof steps are the same.

However, using the definition makes it possible to write multiple theorems about the same Langmuir object. We can also prove that the Langmuir expression has zero loading at zero pressure, and in the future we can show that it has a finite loading in the limit of infinite pressure, and converges to Henry’s Law in the limit of zero pressure . Definitions and structures, as we will see in later sections, are crucial to building a web of interconnected scientific objects and theorems.

3.3 BET Adsorption: Formalizing a complex proof

Brunauer, Emmett, and Teller introduced the BET theory of multilayer adsorption (see Fig. 2) in 1938 [2]. We formalize this derivation, beginning with Equation 26 from the paper, which is shown here in Eq. 2:

$$\frac{V}{A * V_0} = \frac{Cx}{(1-x)(1-x+Cx)} \quad (2)$$

²This definition can be specified in multiple ways. The pressure could be required as an input like the equilibrium constant, or the equilibrium constant can be specified as a variable in the function like pressure. Any of these definitions work, and it is possible to prove congruence between them. We chose this way to purposefully show both definitions and functions in Lean.



Figure 2: Langmuir model vs BET model. The BET model, unlike Langmuir, allows particles to create infinite layers on top of previously adsorbed particles. Here θ is fraction of the surface adsorbed, V is total volume adsorbed, V_0 is the volume of a complete unimolecular layer adsorbed in unit area, s_i is the surface area of the i^{th} layer, s_0 is the surface area of the zeroth layer, and x and C are constants that relates heats of adsorption of the molecule in layers.

Here A is the total area adsorbed by all (infinite) layers expressed as sum of infinite series:

$$A = \sum_{i=0}^{\infty} s_i = s_0 \left(1 + C \sum_{i=1}^{\infty} x^i \right) \quad (3)$$

and V is the total volume adsorbed is given by:

$$V = V_0 \sum_{i=0}^{\infty} i s_i = C s_0 V_0 \sum_{i=1}^{\infty} i x^i \quad (4)$$

The variables y , x and C are expressed in the original paper as shown through Eq. 5 to 7:

$$y = P C_1, \text{ where } C_1 = (a_1/b_1) e^{E_1/RT} \quad (5)$$

$$x = P C_L, \text{ where } C_L = e^{E_L/RT}/g \quad (6)$$

$$C = y/x = C_1/C_L \quad (7)$$

where a_1 , b_1 , and g are fitted constants, E_1 is the heat of adsorption of the first layer, E_L is for the second (and higher) layers (also the same as heat of liquefaction of the adsorbate at constant temperature), R is the universal gas constant, and T is temperature. In Eq. 5 and 6, everything besides the pressure term is constant, since we are dealing with an isotherm, so we group the constants together into one term.

These constants, along with the surface area of the zeroth layer, given by s_0 , saturation pressure, and the three constraints are defined using the *constant* declaration in Lean. Mathematical objects can also be defined in other ways such as *def*, *class* or *structure* [26] but for this proof we will use *constant* which is convenient for such simple objects. We will illustrate later in our thermodynamics proof how constants can be merged into a Lean *structure* for reusability.

In Lean, this is :

```
constants (C_1 C_L s_0 P_0 : ℝ)
(hCL : 0 < C_L) (hC1 : 0 < C_1) (hs_0 : 0 < s_0)
```

With these *constant* declarations, we can now define y , x , and C in Lean as .

```

def BET_first_layer_adsorption_rate (P : ℝ) := (C_1)*P
local notation 'y' := BET_first_layer_adsorption_rate

def BET_n_layer_adsorption_rate (P : ℝ) := (C_L)*P
local notation 'x' := BET_n_layer_adsorption_rate


def BET_constant := C_1/C_L
local notation 'C' := BET_constant

```

Since y and x are both functions of pressure, their definitions require pressure as an input. Alternatively, the input can be omitted if we wanted to deal with x as a function, rather than as a number. Notice that the symbols we declared using *constant* do not need to be supplied in the inputs as they already exist in the global workspace.

We formalize Eq. 2 by recognizing that the main math behind the BET expression is an infinite sequence that describes the surface area of adsorbed particles for each layer. The series is defined as a function that maps the natural numbers to the real numbers; the natural numbers represent the indexing. It is defined in two cases: if the index is zero, it outputs the surface area of the zeroth layer, and if the index is the $n + 1$, it outputs $x^{n+1}s_0C$.

$$s_i = Cx^i s_0 \text{ for } i : [1, \infty) \quad (8)$$

In Lean, we define this sequence as :

```

def seq (P : nnreal) : ℕ → ℝ
| (0 : ℕ)      := s_0
| (nat.succ n) := x^(n+1)*s_0*C

```


Where s_i is the surface area of the i^{th} layer, C and x are given by Eq. 7 and Eq. 6, respectively, and s_0 is the surface area of the zeroth layer. The zeroth layer is the base surface and is constant.

We now have the area and volume equations both in terms of geometric series with well-defined solutions. The BET equation is defined as the ratio of volume absorbed to the volume of a complete unimolecular layer, given by Eq. 9.

$$\frac{V}{A * V_0} = \frac{C s_0 \sum_{i=1}^{\infty} i x^i}{s_0 (1 + C \sum_{i=1}^{\infty} x^i)} \quad (9)$$

The main transformation in BET is simplifying this sequence into a simple fraction which involves solving the geometric series. The main math goal is given by Eq. 10.

$$\frac{C \sum_{i=1}^{\infty} i x^i}{(1 + C \sum_{i=1}^{\infty} x^i)} = \frac{C x}{(1 - x)(1 - x + C x)} \quad (10)$$


Before doing the full derivation, we prove Eq.10, which we call *sequence_math*. In Lean, this is :

```

lemma BET.sequence_math {P : ℝ} (hx1: (x P) < 1) (hx2 : 0 < (x P)) :
  (∑' k : ℕ, ((k + 1)*(seq P (k+1))))/(s_0 + ∑' k, (seq P (k+1))) =
  C*(x P)/((1 - (x P))*(1 - (x P) + (x P)*C)) :=

```


In Lean, the apostrophe after the sum symbol denotes an infinite sum, which is defined to start at zero since it is indexed by the natural numbers, which start at zero. Since the infinite sum of Eq. 10 starts at one, we add one to all the indexes, k , so that when k is zero, we get one, etc. We also define two new theorems that derive the solution to these geometric series with an index starting at one. After expanding *seq*, we use those two theorems, and then rearrange the goal to get two sides that are equal. We also use the tag *lemma* instead of *theorem*, just to communicate that it is a lower-priority theorem, intended to prove other theorems. The tag *lemma* has no functional difference from *theorem* in Lean, it's purpose is for mathematicians to label proofs.

With this we can formalize the derivation of Eq. 2. First we define Eq. 2 as a new object and then prove a theorem showing we can derive this object from the sequence. In Lean, the definition looks like this :

```

def brunauer_26 := λ P : ℝ, C*(x P)/((1-(x P))*(1-(x P)+C*(x P)))

```

Here, we explicitly define this as a function, because we want to deal with Eq. 2 normally as a function of pressure, rather than just a number. Now we can prove a theorem that formalizes the derivation of this equation :


```

theorem brunauer_26_from_seq
{P V_0 : ℝ}
(hx1: (x P) < 1)
(hx2 : 0 < (x P))
:
  let Vads := V_0 * ∑' (k : ℕ), ↑k * (seq P k),
      A := ∑' (k : ℕ), (seq P k) in
  Vads/A = V_0*(brunauer_26 P)
:=

```

Unlike the Langmuir proof introduced earlier in Fig. 1, the BET uses definitions that allowed reusability of those definitions across the proof structure. The proof starts by showing that *seq* is summable. This just means the sequence has some infinite sum and the \sum' symbol is used to get the value of that infinite series. We show in the proof that both *seq* and $k \cdot \text{seq}$ are summable, where the first is needed for the area sum and the second is needed for the volume sum. After that, we simplify our definitions, move the index of the sum from zero to one so we can simplify the sequence, and apply the *BET.sequence_math* lemma we proved above. Finally, we use the *field_simp* tactic to rearrange and close the goal. With that, we were able to formalize the derivation of Eq. 2, just as Brunauer, *et al.* did in 1938.


In the SI, we continue formalizing BET theory, by deriving Equation 28 from the paper, given by Eq. 11

$$\frac{V}{A * V_0} = \frac{CP}{(P_0 - P)(1 + (C - 1)(P/P_0))} \quad (11)$$

This follows from recognizing that $1/C_L = P_0$. While Brunauer, *et al.* attempt to show this in the paper, we discuss the trouble with implementing the logic they present. Instead, we show a similar proof that Eq. 2 approaches infinity as pressure approaches $1/C_L$, and assume as a premise in the derivation of Eq. 11 that $1/C_L \equiv P_0$.


3.4 Classical Thermodynamics and Gas Laws: Introducing Lean Structures

Lean is so expressive because it enables relationships between mathematical objects. We can use this functionality to precisely define and relate *scientific concepts* with mathematical certainty. We illustrate this by formalizing proofs of gas laws in classical thermodynamics.

We can prove that the ideal gas law, $PV = nRT$ follows Boyle’s Law, $P_1V_1 = P_2V_2$, following the style of our derivation of Langmuir’s theory: demonstrating that a conjecture follows from the premises . However, this proof style doesn’t facilitate interoperability among proofs and limits the mathematics that can be expressed.

In contrast, we can prove the same, more systematically, by first formalizing the concepts of thermodynamic systems and states, extending that system to a specific ideal gas system, defining Boyle’s Law in light of these thermodynamic states, and then proving that the ideal gas obeys Boyle’s Law (see Fig. 3).

Classical thermodynamics describes the macroscopic properties of thermodynamic states and relationships between them [45, 46]. We formalize the concept of “thermodynamic system” by defining a Lean structure called *thermo_system* over the real numbers, with thermodynamic properties (e.g. pressure, volume, etc.) defined as functions from the natural numbers to the real numbers $\mathbb{N} \rightarrow \mathbb{R}$.

This represents picking out the state of the system, where the natural numbers are the states. So, state one and state two can map to different values of pressure, or the same value depending on how the system changes between states. Since these are state variables, we are only concerned with what happens at specific states, not what happens in between state one and two. In Lean, this is :

```

structure thermo_system :=
  (pressure : ℕ → ℝ)
  (volume :   : ℕ → ℝ)
  (temperature : ℕ → ℝ)
  (substance_amount : ℕ → ℝ)
  (energy : ℕ → ℝ)

```

We define six descriptions of the system: isobaric (constant pressure); isochoric (constant volume); isothermal (constant temperature); adiabatic (constant energy); closed (constant mass); and isolated (constant mass and energy). Each of these conditions has the type *Prop*, or proposition, considering them to be assertions about the system. We formally define these by stating that, for all (\forall) pairs of states n and m , the property at those states is equal. We define these six

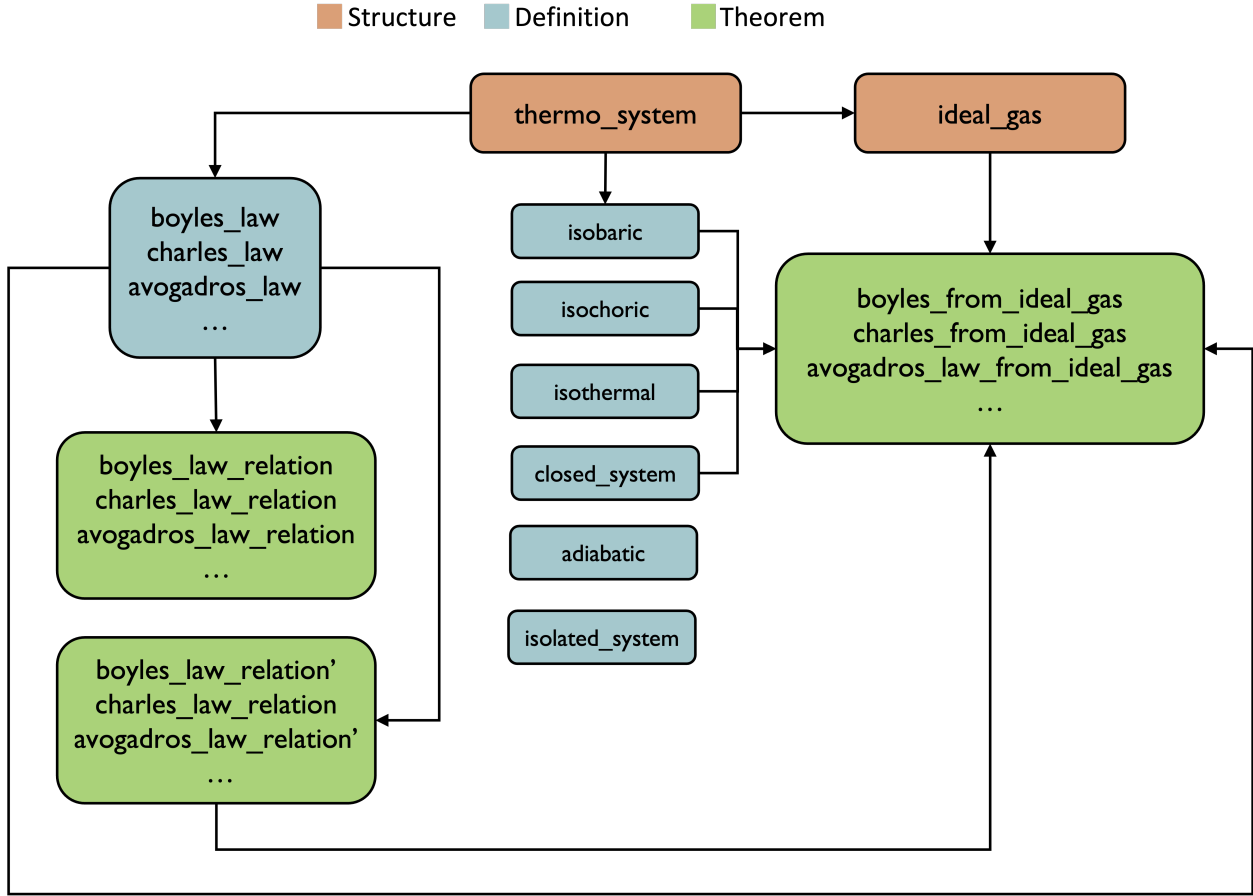



Figure 3: Thermodynamic system in Lean. Here the *thermo_system* and *ideal_gas* are Lean structures that describe different kinds of thermodynamic systems like *isobaric*, *isochoric*, *isothermal* etc. using Lean definitions to prove theorems relating to the *gas laws*.

descriptions to take in a *thermo_system*, since we need to specify what system we are ascribing this property to. In Lean, this is \otimes :

```
def isobaric (M : thermo_system) : Prop :=
  ∀ n m : ℕ, pressure n = pressure m
def isochoric(M : thermo_system) : Prop :=
  ∀ n m : ℕ, volume n = volume m
def isothermal(M : thermo_system) : Prop:=
  ∀ n m : ℕ, temperature n = temperature m
def adiabatic(M : thermo_system) : Prop :=
  ∀ n m : ℕ, energy n = energy m
def closed_system (M : thermo_system) : Prop:=
  ∀ n m : ℕ, substance_amount n = substance_amount m
def isolated_system (M : thermo_system) : Prop :=
  adiabatic M ∧ closed_system M
```

We define an isolated system to be just a closed system and (\wedge) adiabatic, rather than using the universal quantifier (\forall), since it would be redundant.

Now that the basics of a thermodynamic system have been defined, we can define models that attempt to mathematically describe the system. These models can be defined as another structure, which *extends* the *thermo_system* structure.

When a structure extends another structure, it inherits the properties of the structure it extended. This allows us to create a hierarchy of structures so we don't have to redefine properties over and over again. The most well-known model is the ideal gas model, which comes with the ideal gas law equation of state. We define the ideal gas model to have two properties, the universal gas constant, R , and the ideal gas law. In the future, we plan to add more properties to the definition, especially as we expand on the idea of energy. We define the ideal gas law as an equation relating the products of pressure and volume to the product of temperature, amount of substance, and the gas constant. In Lean, this is :

```
structure ideal_gas
  extends thermo_system :=
  (R : ℝ)
  (ideal_gas_law : ∀ n : ℕ, (pressure n) * (volume n) = (substance_amount n) * R * (temperature n))
```

To define a system modeled as an ideal gas, we write in Lean: $(M : \text{ideal_gas } \mathbb{R})$. Now we have a system, M , modeled as an ideal gas.

Boyle's law states that the pressure of an ideal gas is inversely proportional to the systems volume in an isothermal and closed system [47]. This is mathematically given by Eq. 12, where P is pressure, V is volume, and k is a constant whose value is dependent on the system.

$$PV = k \quad (12)$$


In Lean, we define Boyle's Law as :

```
def boyles_law (M : thermo_system) :=
  ∃(k : ℝ), ∀ n : ℕ, (pressure n) * (volume n) = k
```


We use the existential operator (\exists) on k , which can be read as *there exists a k* , because each system has a specific constant. We also define the existential before the universal, so its logically correct. Right now it reads, *there exists a k , such that for all states, this relation holds*. If we write it the other way, it would say *for all states, there exists a k , such that this relation holds*. The second way means that k is dependent on the state of the system, which isn't true. The constant is the same for any state of a system. Also, even though Boyle's law is a statement about an ideal gas, we define it as a general system so, in the future, we can look at what assumptions are needed for other models to obey Boyle's Law.

Next, we prove a couple of theorems relating to the relations that can be derived from Boyle's law. From Eq. 12, we can derive a relation between any two states, given by Eq. 13, where n and m are two states of the system.

$$P_n V_n = P_m V_m \quad (13)$$


The first theorem we prove shows how Eq.13 follows from Eq.12. In Lean this looks like :

```
theorem boyles_law_relation (M : thermo_system) :
  boyles_law M → ∀ n m : ℕ, pressure n * volume n = pressure m * volume m :=
```

The right arrow can be read as *implies*, so the statement says that *Boyle's law implies Boyle's relation*. This is achieved using modus ponens, introducing two new names for the universal quantifier, then rewriting Boyle's law into the goal, by specializing Boyle's law with n and m . We also want to show that the inverse relation holds, such that Eq. 13 implies Eq. 12. In Lean, this is :

```
theorem boyles_law_relation' (M : thermo_system) :
  (∀ n m, pressure n * volume n = pressure m * volume m) → boyles_law M :=
```

We begin in the same way, by using modus ponens and simplifying Boyle's law to be in the form of Eq. 12. Next, we satisfy the existential by providing an old name. In our proof, we use $P_1 V_1$ as an old name for k , then we specialize the relation with n and 1 and close the goal.

Finally, with these two theorems, we show that Boyle's law can be derived from the ideal gas law, under the assumption of an isothermal and closed system. In Lean, this is :

```
theorem boyles_from_ideal_gas (M : ideal_gas ) :
  (iso1 : isothermal M.to_thermo_system) (iso2 : closed_system M.to_thermo_system) :
  boyles Law M:=
```

This proof is completed by using the second theorem for Boyle's relation along with simplifying the ideal gas relation using the two *iso* constraints.

We have implemented this framework to prove both Charles’ and Avagadro’s Law illustrating the interoperability of these proofs. In the future, we plan to define energy and prove theorems relating to it including the laws of thermodynamics [48].

3.5 Kinematic equations: Calculus in Lean

Calculus and differential equations are ubiquitous in chemical theory, and much has been formalized in `mathlib`. To illustrate Lean’s calculus capabilities and motivate future formalization efforts, we formally prove that the kinematic equations follow from calculus-based definitions of motion, assuming constant acceleration. Equations of motion are the basis for many chemical theories, such as reaction kinetics [49] and molecular dynamics [50] that use Newtonian mechanics.

The equations of motion are a set of two, coupled differential equations that relate the position, velocity, and acceleration of an object in an n -dimensional vector space [51]. The differential equations are given by Eq. 14 and 15, where \mathbf{x} , \mathbf{v} , and \mathbf{a} represent position, velocity, and acceleration, respectively (bold type face signifies a vector quantity). All three variables are parametric equations, where each dimension of the vector is a function of time.³

$$\mathbf{v}(t) = \frac{d(\mathbf{x}(t))}{dt} \quad (14)$$

$$\mathbf{a}(t) = \frac{d(\mathbf{v}(t))}{dt} \quad (15)$$

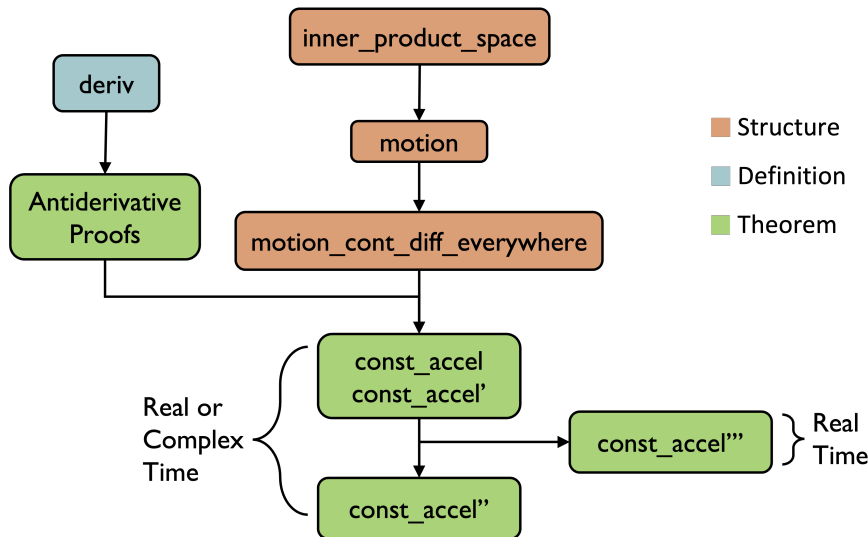



Figure 4: Kinematics in Lean. Here we define *motion* as Lean structure that represents the relation between position, velocity and acceleration through differential equations that are proved using definitions of *derivative* functions.

As in the thermodynamics section, we can define a structure, `motion`, that to encompass these concepts. This structure defines three new elements: `position`, `velocity`, and `acceleration`, which are functions, as well as two differential equations relating these three functions. This structure also requires the vector space to form an inner product space, which is a real or complex vector space with an operator (the inner product), over the field. The inner product is a generalization of the dot product for any vector space. By requiring `inner_product_space`, the `motion` structure


³These proofs could also be constructed using partial differential equations, but `mathlib` doesn't currently have enough theorems for partial derivatives.

inherits all of `inner_product_space`'s properties, and allows us to access the calculus theorems in `mathlib`. In Lean, this is :

```
structure motion (K : Type u_1) (E : Type u_2) [is_R_or_C K]
  [inner_product_space K E]
  extends inner_product_space K E :=
  (position velocity acceleration : K → E )
  (hvel : velocity = deriv position)
  (hacc : acceleration = deriv velocity)
```

\mathbb{K} represents a field which we require to be either a real or complex number, and E symbolizes a general vector field. In mathematics, a field is an algebraic structure with addition, subtraction, multiplication, and division operations. Our vector space could be an n -dimensional Euclidean vector space, but we instead use a general vector field, to be as general as possible. This allows us to describe motion in a Euclidean vector space, as well as a hyperbolic vector space, or a vector space with special properties.

Lean has two definitions of the derivative, the familiar "high school" derivative for single variable functions, called *deriv*, and the more general Fréchet derivative, called *fderiv*. The Fréchet derivative can be thought of as the generalization of the derivative of a function of a single variable, to the derivative of a function of multiple variables, which gives the total derivative of a function as a linear map. For the purposes of the kinematic equations, the "high-school" derivative suffices.

In Lean, if a function is not differentiable at a point, the derivative at that point returns zero⁴. During our first formalization attempt, we tried to define a function to be constant by setting its derivative to zero. However, $df/dx = 0$ may also arise if a function is not differentiable at that point. To avoid this edge case, we define another structure to require the equations of motion to be n -times continuously differentiable everywhere. We only require the equations to be n -times differentiable, instead of infinitely differentiable for generality reasons, however, a theorem can instantiate this class and assume infinite differentiability. We also declare this as a separate structure, instead of in the *motion* structure, to allow future proofs that require the equations to be n -times continuously differentiable on a set or in an interval, rather than everywhere (e.g. a molecular mechanics force field with a non-smoothed cutoff is not differentiable at that point). That way, depending on the theorem, the user can choose which extension is appropriate. In Lean, this structure looks like :

```
structure motion_cont_diff_everywhere (K : Type u_1) (E : Type u_2) [is_R_or_C K]
  [inner_product_space K E]
  extends motion K E :=
  (contdiff : ∀ n : with_top ℕ, m : ℕ,
    (m < n) ∧ (cont_diff K n (deriv^[m] position)))
```

The field *contdiff* states that for all n , defined as a natural number including positive infinity, and for all m , defined as a natural number, m is less than n , and the m^{th} derivative of position is continuously differentiable n -times. The \wedge symbol is the logical symbol for *and*, which requires both sides to true.

When acceleration is constant, this set of differential equations has four useful analytical solutions, the kinematic equations, Eq. 16–19, where the subscript naught denotes variables evaluated at $t = 0$.

$$\mathbf{v}(t) = \mathbf{a}t + \mathbf{v}_0 \quad (16)$$

$$\mathbf{x}(t) = \frac{\mathbf{a}t^2}{2} + \mathbf{v}_0t + \mathbf{x}_0 \quad (17)$$

$$\mathbf{x}(t) = \frac{\mathbf{v}(t) + \mathbf{v}_0}{2}t + \mathbf{x}_0 \quad (18)$$


$$v^2(t) = v_0^2 + 2\mathbf{a} \cdot \mathbf{d} \quad (19)$$

Under the assumption of one dimensional motion, these equations simplify to the familiar introductory kinematic equations. Eq. 19, also known as the Torricelli Equation, uses the shorthand square to represent the dot product, $v^2(t) \equiv \mathbf{v}(t) \cdot \mathbf{v}(t)$.

⁴Likewise, division by zero is defined to return zero, instead of something like "undefined" or "NaN." Though this is an unfamiliar convention for scientists and engineers, many formal theorem provers do this for nuanced reasons, which are elaborated [in this blog post](#).

With this, we now can begin deriving the four kinematic equations. The first three derivations for Eq. 16–18, all use the same premises, given below:

```
(K : Type u_1) (E : Type u_2) [is_R_or_C K]
(M : motion_cont_diff_everywhere K E)
(A : E) (n : with_top N)
(accel_const : motion.acceleration = λ (t : K), A)
```

The first line contains three premises to declare the field and vector space the motion space is defined on. The next line defines a motion space, M . The third line contains two premises, a variable, A , which represents the value of constant acceleration, and n , the number of times position can be differentiated. When applying these theorems, the *top* function, which means positive infinity in Lean, can be used to specify n . The final line is a premise that assumes acceleration is constant. The lambda function is constant, because A is not a function of t , so for any value of t , the function outputs the same value, A . The three kinematic equations in Lean  are given below (note, the premises are omitted since they have already been given above).

```
theorem const_accel premises : velocity = λ (t : K), t·A + velocity 0 :=

theorem const_accel' premises :
position = λ (t : K), (t^2)/2·A + t·(velocity 0) + position 0 :=


theorem const_accel'' premises :
∀ t : K, position t = (t/2)·((velocity t) - (velocity 0)) + position 0 :=
```

The \cdot symbol indicates scalar multiplication, such as when a vector is multiplied by a scalar. We normally use the \cdot symbol for the dot product, but Lean uses the `inner` function for the dot product. Also, `velocity 0` means the velocity function evaluated at 0. Lean uses parentheses for orders of operations, not for function inputs, so $f(x)$ in normal notation converts to `f x` in Lean. The proofs of the first two theorems use the two differential equations from the `motion` structure, and the antiderivative, whose formalization we explain in the supplementary information (these theorems weren't available in `mathlib` at the time of writing, so we proved them ourselves). The third theorem is proved by rearranging the previous two theorems.

Because we declared the field `is_R_or_C`, the above proofs hold for both real and complex time. However, we were unable to prove Eq. 19, due to the complex conjugate that arises when simplifying the proof. Eq. 19 uses the inner product, a function that takes in two vectors from a vector space, and outputs a scalar. If the vector space is a Euclidean vector space, this is just the dot product. The inner product is semi-linear, linear in its first argument, Equation 20, but sesquilinear in its second argument, Equation 21.

$$\langle ax + by, z \rangle = a\langle x, z \rangle + b\langle y, z \rangle \quad (20)$$

$$\langle x, ay + bz \rangle = \bar{a}\langle x, y \rangle + \bar{b}\langle x, z \rangle \quad (21)$$

The bar denotes the complex conjugate: for a complex number, $g = a + bi$, the complex conjugate is: $\bar{g} = a - bi$. If g is a real number, then $g = \bar{g}$. For the proof of Eq. 19, we get to a form where one of the inner products has an addition in the second term that we have to break up, and no matter which way we rewrite the proof line, one of the inner products ends up with addition in the second term. To proceed, we instead defined the final kinematic equation to hold only for real time. In Lean, this looks like :

```
theorem real_const_accel'''
(N : motion_cont_diff_everywhere ℝ E)
(accel_const : N.to_motion.acceleration = (t : ℝ), A)
{n : with_top N}
:

∀ t : ℝ, inner (motion.velocity t) (motion.velocity t) =
inner (motion.velocity 0) (motion.velocity 0) +
2 * inner A ((motion.position t) - (motion.position 0)) :=
```

While we haven't proved that Eq. 19 doesn't hold for complex time, we encountered difficulties and contradictions when attempting to prove the complex case. Thus, Eq. 19, currently only holds for real time.

An imaginary-time framework can be used to derive equations of motion from non-standard Lagrangians [52, 53], to examine hidden properties in classical and quantum dynamical systems in the future. By exploring these proofs in both

real and complex time, we illustrate how a proof in one case can be adapted for related cases. Here, four proofs for real numbers can be easily extended to complex numbers by changing the type declared up front, and the validity of the proofs in the more general context is immediately apparent.

4 Conclusions and Outlook

In this paper, we demonstrate how interactive theorem proving can be used to formally verify the mathematics in science and engineering. We found that, although formalization is slower and more challenging than writing hand-written derivations, our resulting proofs are more rigorous and complete. We observed that in some cases, translating scientific statements into formal language revealed hidden assumptions behind the mathematical derivations. For example, we make explicit common implicit assumptions, such as the denominator must not be zero when we deal with division. As well, in a more abstract way, we have attempted to reveal the formal definitions of equations, such as exactly how pressure is defined as a function or the assumptions of differentiability needed for kinematics. All of these are a result of formalizing these theorems. We concur with others who have discussed the limitations of hand-written proofs and their reliability [54, 3, 55]; formalized proofs can provide greater assurance and robustness.

The Lean Theorem Prover is especially powerful, as it facilitates re-use of theorems and construction of higher-level mathematical objects from lower-level ones. We showed how this feature can be leveraged in science proofs; after a fundamental theory is formally verified, it can then be used in the development of other theories. This can be approached in two ways: *definitions* can be directly reused in subsequent proofs, and *structures* can enable hierarchies of related concepts, from general to more specific. Thus we have not just proved a couple of theorems about scientific objects, but have begun to create an interconnected structure of formally verified proofs relating fields of science.

Beyond being formally grounded in axiomatic mathematics, Lean proofs are machine-readable instances of correct mathematical logic that can serve as a substrate for machine learning. Machine learning tools designed for text prediction [56, 57] can be fine-tuned to “auto-complete” mathematical proofs, given a formal problem statement [34, 58], even to the point of generating correct solutions to International Math Olympiad problems [59]. Recently, large language models have demonstrated capabilities in solving chemistry problems [60, 61], as well as answering scientific question-and-answer problems invoking quantitative reasoning [62]. Formal proofs in science and engineering mathematics may in the future provide useful, high-quality data for artificial intelligences aiming to learn, reason, and discover in science [63, 64, 65].

These proofs were written in Lean 3 [55], because we needed to access the extensive `mathlib` library. While Lean 3 was designed for theorem proving and management of large-scale proof libraries, the new version, Lean 4 [66], is a properly-designed functional programming language [66, 67]. The Lean community is working on porting `mathlib` to Lean 4; when that is complete, we recommend future proofs be written in Lean 4, which is more capable, versatile, and easy to use compared to Lean 3.


Our next goals are to continue building out classical thermodynamics, formalize statistical mechanics, and eventually construct proofs relating the two fields. We are also interested in laying the foundations for classical mechanics in Lean, and formalizing more difficult proofs like Noether’s Theorem [68].

We hope these expository proofs in adsorption, thermodynamics, and kinematics will inspire you to consider what proofs and derivations could be formalized in your field. Virtually all mathematical concepts can be established using dependent type theory; the density functionals, partial derivatives, N-dimensional integrals, and random variables appearing in your favorite theories *should be expressible in Lean*. Just as an ever-growing online community of mathematicians and computer scientists is building `mathlib` [28]; we anticipate a similar group of scientists building a library of formally-verified scientific theories and engineering mathematics. To join, start learning Lean, join the online community, and see what you can prove!

Acknowledgements

We are grateful to the Lean prover community and contributors of `mathlib` on whose work this project is built. We especially thank Kevin Buzzard, Patrick Massot, Tomas Skriván, Eric Wieser, and Andrew Yang for helpful comments and discussions around our proof structure and suggestions for improvement. We thank Charles Fox, Mauricio Collares, and Ruben Van de Velde for helping with the website. This material is based upon work supported by the National Science Foundation under Grant No. (NSF #218938), as well as startup funds from the University of Maryland, Baltimore County.

Supporting Information

The supporting information provides additional background on how Lean works (Section 5.1) and all the additional proofs (Section 5.2), including an improved version of Langmuir adsorption model (5.2.1), the final derived form of BET adsorption model (5.2.2), and the antiderivative proofs (5.2.3) that was used for kinematic equations. All code and proofs for this project are available in our GitHub repository .

Conflicts of Interest

The authors declare that they have no known competing financial interests or personal relationships that could have appeared to influence the work reported in this paper.

References

- [1] Irving Langmuir. The adsorption of gases on plane surfaces of glass, mica and platinum. *Journal of the American Chemical Society*, 40(9):1361–1403, 1918.
- [2] Stephen Brunauer, P. H. Emmett, and Edward Teller. Adsorption of gases in multimolecular layers. *Journal of the American Chemical Society*, 60(2):309–319, 1938.
- [3] Thomas C Hales. Formal proof. *Notices of the AMS*, 55(11):1370–1380, 2008.
- [4] Piotr Rudnicki. An overview of the Mizar project. In *Proceedings of the 1992 Workshop on Types for Proofs and Programs*, pages 311–330, 1992.
- [5] Markus M Wenzel. *Isabelle/Isar - A versatile environment for human-readable formal proof documents*. PhD thesis, Technische Universität München, 2002.
- [6] Bruno Barras, Samuel Boutin, Cristina Cornes, Judicaël Courant, Jean-Christophe Filliatre, Eduardo Gimenez, Hugo Herbelin, Gerard Huet, Cesar Munoz, Chetan Murthy, et al. *The Coq proof assistant reference manual: Version 6.1*. PhD thesis, Inria, 1997.
- [7] Michael JC Gordon and Tom F Melham. *Introduction to HOL: A theorem proving environment for higher order logic*. Cambridge University Press, 1993.
- [8] Tobias Nipkow, Markus Wenzel, and Lawrence C Paulson. *Isabelle/HOL: A proof assistant for higher-order logic*. Springer, 2002.
- [9] Sam Owre, John M Rushby, and Natarajan Shankar. Pvs: A prototype verification system. In *International Conference on Automated Deduction*, pages 748–752. Springer, 1992.
- [10] Aaron Meurer, Christopher P Smith, Mateusz Paprocki, Ondřej Čertík, Sergey B Kirpichev, Matthew Rocklin, AMiT Kumar, Sergiu Ivanov, Jason K Moore, Sartaj Singh, et al. SymPy: Symbolic Computing in Python. *PeerJ Computer Science*, 3:e103, 2017.
- [11] Leonardo de Moura, Soonho Kong, Jeremy Avigad, Floris van Doorn, and Jakob von Raumer. The Lean theorem prover (system description). *Automated Deduction - CADE-25*, page 378–388, 2015.
- [12] Stephen Wolfram. *Mathematica: A system for doing mathematics by computer*. Addison Wesley Longman Publishing Co., Inc., 1991.
- [13] MATLAB. <https://www.mathworks.com/products/simulink.html>.
- [14] Kenneth Appel, Wolfgang Haken, and John Koch. Every planar map is four colorable. Part II: Reducibility. *Illinois Journal of Mathematics*, 21(3):491–567, 1977.
- [15] Georges Gonthier et al. Formal proof—the four-color theorem. *Notices of the AMS*, 55(11):1382–1393, 2008.
- [16] Sylvie Boldo, Catherine Lelay, and Guillaume Melquiond. Coquelicot: A user-friendly library of real analysis for coq. *Mathematics in Computer Science*, 9(1):41–62, 2015.
- [17] Thomas Hales, Mark Adams, Gertrud Bauer, Tat Dat Dang, John Harrison, Hoang Le Truong, Cezary Kaliszyk, Victor Magron, Sean McLaughlin, Tat Thang Nguyen, et al. A formal proof of the Kepler conjecture. In *Forum of mathematics, Pi*, volume 5. Cambridge University Press, 2017.
- [18] Kevin Buzzard, Johan Commelin, and Patrick Massot. Formalising perfectoid spaces. In *Proceedings of the 9th ACM SIGPLAN International Conference on Certified Programs and Proofs*, pages 299–312, 2020.

- [19] Kevin Hartnett. Proof assistant makes jump to big-league math. <https://www.quantamagazine.org/lean-computer-program-confirms-peter-scholze-proof-20210728/>, 2021. Accessed: 2022-08-26.
- [20] Mike Stannett and István Németi. Using Isabelle/HOL to verify first-order relativity theory. *Journal of Automated Reasoning*, 52(4):361–378, 2014.
- [21] Eric Hanqing Lu. *A formalization of elements of special relativity in Coq*. PhD thesis, Harvard University, 2017.
- [22] Sanaz Khan-Afshar, Umair Siddique, Mohamed Yousri Mahmoud, Vincent Aravantinos, Ons Seddiki, Osman Hasan, and Sofiène Tahar. Formal analysis of optical systems. *Mathematics in Computer Science*, 8(1):39–70, 2014.
- [23] Muhammad Umair Siddique. *Formal analysis of geometrical optics using theorem proving*. PhD thesis, Concordia University, 2015.
- [24] Alba Cervera-Lierta, Mario Krenn, and Alán Aspuru-Guzik. Design of quantum optical experiments with logic artificial intelligence. *Quantum*, 6:836, 2022.
- [25] Bruno Woltzenlogel Paleo. Physics and proof theory. *Applied Mathematics and Computation*, 219(1):45–53, 2012.
- [26] Jeremy Avigad, Leonardo de Moura, and Soonho Kong. Theorem proving in Lean. *Release*, 3(0):1–4, 2015.
- [27] The mathlib Community. The Lean Mathematical Library, 2020.
- [28] Lean Prover Community on Zulip. <https://leanprover.zulipchat.com/>.
- [29] Undergraduate Mathematics in mathlib. <https://leanprover-community.github.io/undergrad.html>.
- [30] Kevin Buzzard, Johan Commelin, and Patrick Massot. Formalising perfectoid spaces, 2020.
- [31] Sander R. Dahmen, Johannes Hölzl, and Robert Y. Lewis. Formalizing the solution to the Cap Set problem. In *10th International Conference on Interactive Theorem Proving (ITP 2019)*, volume 141 of *Leibniz International Proceedings in Informatics (LIPIcs)*, pages 15:1–15:19, Dagstuhl, Germany, 2019. Schloss Dagstuhl–Leibniz-Zentrum fuer Informatik.
- [32] Peter Scholze. Lean liquid. <https://github.com/leanprover-community/lean-liquid>, 2020.
- [33] Kevin Buzzard and Mohammad Pedramfar. Natural number game. https://github.com/ImperialCollegeLondon/natural_number_game, 2020.
- [34] Jesse Michael Han, Jason Rute, Yuhuai Wu, Edward W. Ayers, and Stanislas Polu. Proof artifact co-training for theorem proving with language models, 2021.
- [35] Stanislas Polu, Jesse Michael Han, Kunhao Zheng, Mantas Baksys, Igor Babuschkin, and Ilya Sutskever. Formal mathematics statement curriculum learning, 2022.
- [36] George W Whitehead. *Elements of Homotopy Theory*, volume 61. Springer Science & Business Media, 2012.
- [37] Paul G Goerss and John F Jardine. *Simplicial Homotopy Theory*. Springer Science & Business Media, 2009.
- [38] Thierry Coquand and Gérard Huet. *The Calculus of Constructions*. PhD thesis, INRIA, 1986.
- [39] Thierry Coquand and Christine Paulin. Inductively defined types. In *International Conference on Computer Logic*, pages 50–66. Springer, 1988.
- [40] Thierry Coquand and Jean H Gallier. A proof of strong normalization for the theory of constructions using a kripke-like interpretation, 1990.
- [41] M Volmer. Thermodynamische folgerungen ans der zustandsgleichung für adsorbierte stoffe. *Zeitschrift für Physikalische Chemie*, 115(1):253–260, 1925.
- [42] Richard I Masel. *Principles of adsorption and reaction on solid surfaces*, volume 3. John Wiley & Sons, 1996.
- [43] Maurice Kleman and Oleg D Lavrentovich. *Soft Matter Physics: An introduction*. Springer, 2003.
- [44] Henk Barendregt, Wil Dekkers, and Richard Statman. *Lambda calculus with types*. Cambridge University Press, 2013.
- [45] Kevin D. Dahm and Donald P. Visco. *Fundamentals of Chemical Engineering Thermodynamics*. Cengage Learning, 2015.
- [46] Stanley I Sandler. *Chemical, Biochemical, and Engineering Thermodynamics*. John Wiley & Sons, 2017.
- [47] Ira Noel Levine. *Physical Chemistry*. McGraw-Hill, 1978.
- [48] Peter Atkins. *The Laws of Thermodynamics: A Very Short Introduction*. OUP Oxford, 2010.

- [49] Arthur Frost and Ralph Pearson. Kinetics and Mechanism. *The Journal of Physical Chemistry*, 65(2):384–384, 1961.
- [50] James M Haile, Ian Johnston, A John Mallinckrodt, and Susan McKay. *Molecular Dynamics Simulation: Elementary Methods*, volume 7. American Institute of Physics, 1993.
- [51] Joseph Stiles Beggs. *Kinematics*. CRC Press, 1983.
- [52] VS Popov. Imaginary-time method in quantum mechanics and field theory. *Physics of Atomic Nuclei*, 68(4):686–708, 2005.
- [53] El-Nabulsi Ahmad Rami, Tirdad Soulati, and Hamidreza Rezazadeh. Non-standard complex Lagrangian dynamics. *J. Adv. Res. Dyn. Control Syst*, 5:50–62, 2013.
- [54] Alan Bundy, Mateja Jamnik, and Andrew Fugard. What is a proof? *Philosophical Transactions of the Royal Society A: Mathematical, Physical and Engineering Sciences*, 363(1835):2377–2391, 2005.
- [55] Jeremy Avigad and John Harrison. Formally verified mathematics. *Communications of the ACM*, 57(4):66–75, 2014.
- [56] Tom Brown, Benjamin Mann, Nick Ryder, Melanie Subbiah, Jared D Kaplan, Prafulla Dhariwal, Arvind Nee-lakantan, Pranav Shyam, Girish Sastry, Amanda Askell, et al. Language models are few-shot learners. *Advances in neural information processing systems*, 33:1877–1901, 2020.
- [57] Mark Chen, Jerry Tworek, Heewoo Jun, Qiming Yuan, Henrique Ponde de Oliveira Pinto, Jared Kaplan, Harri Edwards, Yuri Burda, Nicholas Joseph, Greg Brockman, et al. Evaluating large language models trained on code. *arXiv preprint arXiv:2107.03374*, 2021.
- [58] Jesse Michael Han. GPT-f in lean. <https://github.com/jesse-michael-han/lean-gptf>, 2020.
- [59] Stanislas Polu, Jesse Michael Han, Kunhao Zheng, Mantas Baksys, Igor Babuschkin, and Ilya Sutskever. Formal mathematics statement curriculum learning. *arXiv preprint arXiv:2202.01344*, 2022.
- [60] Glen M Hocky and Andrew D White. Natural language processing models that automate programming will transform chemistry research and teaching. *Digital discovery*, 1(2):79–83, 2022.
- [61] Andrew D White, Glen M Hocky, Heta A Gandhi, Mehrad Ansari, Sam Cox, Geemi P Wellawatte, Subarna Sasmal, Ziyue Yang, Kangxin Liu, Yuvraj Singh, et al. Do large language models know chemistry? 2022.
- [62] Aitor Lewkowycz, Anders Andreassen, David Dohan, Ethan Dyer, Henryk Michalewski, Vinay Ramasesh, Ambrose Slone, Cem Anil, Imanol Schlag, Theo Gutman-Solo, et al. Solving quantitative reasoning problems with language models. *arXiv preprint arXiv:2206.14858*, 2022.
- [63] Gary F Bradshaw, Patrick W Langley, and Herbert A Simon. Studying scientific discovery by computer simulation. *Science*, 222(4627):971–975, 1983.
- [64] Hiroaki Kitano. Nobel Turing Challenge: creating the engine for scientific discovery. *npj Systems Biology and Applications*, 7(1):1–12, 2021.
- [65] Mario Krenn, Robert Pollice, Si Yue Guo, Matteo Aldeghi, Alba Cervera-Lierta, Pascal Friederich, Gabriel dos Passos Gomes, Florian Häse, Adrian Jinich, AkshatKumar Nigam, et al. On scientific understanding with artificial intelligence. *Nature Reviews Physics*, pages 1–9, 2022.
- [66] Leonardo de Moura and Sebastian Ullrich. The Lean 4 theorem prover and programming language. In *International Conference on Automated Deduction*, pages 625–635. Springer, 2021.
- [67] David Thrane Christiansen. Functional Programming in Lean. https://leanprover.github.io/functional_programming_in_lean/.
- [68] Yvette Kosmann-Schwarzbach. The Noether theorems, 2011.
- [69] Peter Dybjer. Inductive families. *Formal aspects of computing*, 6(4):440–465, 1994.
- [70] Thoralf Albert Skolem. *Peano’s Axioms and Models of Arithmetic*, volume 16. Elsevier, 1955.

5 Supporting Information

5.1 Additional Background

Lean is an open source theorem prover developed by Microsoft Research and Carnegie Mellon University, based on dependent type theory, with the goal to formalize theorems in an expressive way [11]. Lean supports user interaction and constructs axiomatic proofs through user input, allowing it to bridge the gap between interactive and automated theorem proving. Like Mizar [4] and Isabelle [5], Lean allows user to state definitions and theorems but also combines more imperative tactic styles as in Coq [6], HOL-Light [7], Isabelle [8] and PVS [9] to construct proofs. The ability to define mathematical objects, rather than just postulate them is where Lean gets its power [26]. It can be used to create an interconnected system of mathematics where the relationship of objects from different fields can be easily shown without losing generality.

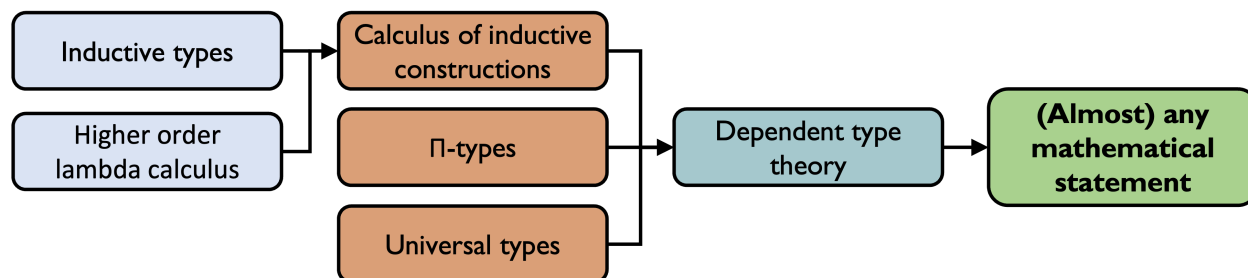


Figure 5: Overview of Lean Theorem Prover

As mentioned above, the power of Lean comes from the ability to define objects and prove properties about them. In Lean, there are three ways to define new Types: type universes, Pi types, and inductive types. The first two are used to construct the basis of dependent type theory, and are used for more theoretical, foundational stuff. Instead we will focus on the use of inductive types. Standard inductive types, known as just *inductive types*, are built from a set of constructors and well found *recursion*. Non-recursive inductive types that contain only one constructor are called *structures*.

Many mathematical objects in Lean can be constructed through inductive types, which is a type built from a set of constructors and proper recursion [69]. The natural numbers are an inductive type, defined using Peano’s Encoding [70]. This requires two constructors, a constant element, $0 : \text{nat}$, and a function called the successor function, S . Then one can be constructed as $S(0)$, two can be constructed as $S(S(0))$, etc.

In Lean, the natural numbers are defined as:

```
inductive nat
| zero : nat
| succ (n : nat) : nat
```

Here, the type *nat* is defined through recursion by a constant element, zero, and a function. With this, the *def* command is used to define properties about the class, like addition or multiplication. For instance, the addition of the natural numbers is defined as:

```
protected def add : nat → nat → nat
| a zero      := a
| a (succ b) := succ (add a b)
```

Addition is defined as a function that takes in two natural numbers and outputs a natural number. Since the natural numbers are created from two constructors, there are two cases of addition that must be shown. The first is a general natural number plus zero which yields the general natural number, and the next is a general natural number plus the successor of a general natural number. The second case used recursion and calls *add* again until it reduces to zero.

The other way to define types is using *structure* which allows us to add constraints to a type variable. For instance, the *class has_add* constrains a type to have a function called *add* which represents addition.

```
class has_add (α : Type u) :=
  (add : α → α → α)
```


This can be used for much more advanced ideas, like defining rings or abelian groups. We can use class to define areas of science as new types with constraints to follow certain rules.

5.2 Additional Proofs

5.2.1 Langmuir Adsorption

The first Langmuir proof introduced earlier states every premise explicitly but however we can condense that by rewriting *hrad* and *hrd* into *hreaction* to yield $k_{ad}P \cdot S = k_d \cdot A$ and we can then rewrite $h\theta$ and hK in the goal statement. While *hrad*, *hrd*, $h\theta$, and hK have scientific significance, they do not have any mathematical significance. In Lean it looks like:

```
theorem Langmuir_single_site2
(P k_ad k_d A S : ℝ)
(hreaction : k_ad * P * S = k_d * A)
(hS : S ≠ 0)
(hk_d : k_d ≠ 0)
: A / (S + A) = k_ad / k_d * P / (1 + k_ad / k_d * P) :=
```


However, while those four variables do not have any mathematical significance, and only serve to hinder our proofs, they do have scientific significance, and we do not want to just omit them. Instead we can use the *let* command to create an in-line, local definition. This allows us to have the applicability of the theorem, while still having scientifically important variables. In Lean, this looks like .

```
theorem Langmuir_single_site
(P k_ad k_d A S : ℝ)
(hreaction : let r_ad := k_ad * P * S, r_d := k_d * A in r_ad = r_d)
(hS : S ≠ 0)
(hk_d : k_d ≠ 0)
:
let θ := A / (S + A),
    K := k_ad / k_d in
θ = K * P / (1 + K * P) :=
```

The first line after the *theorem* statement, gives the variables use in the proof. Notice that r_{ad} , r_d , K_{eq} , and θ are not defined as variables. Instead, the *let* statement defines those four variables in their respective premise or goal. Then, in


the proof we can simplify the *let* statement to get local definitions of those variables, just like *hrad*, *hrd*, *hθ*, and *hK*. While this version of proof follow the same proof logic minus the two initial rewrites from earlier version, however if we stick with the first proof, we will find it very difficult to use compared to using this proof above, because of all those hypotheses. Suppose we wanted to prove *langmuir_single_site2* and we already have proven *langmuir_single_site*. We would find it impossible to use *langmuir_single_site* because we are missing premises like *hrad* or *hrd*. Yet, we could prove the other way, ie. use *langmuir_single_site* to prove *langmuir_single_site2*. Having all of those extra premises that define the relation between variables only serves to hinder the applicability of our proofs.

5.2.2 BET Adsorption

We continue the derivation of Equation 27 from the paper that aims to redefine x as $x = P/P_0$, by recognizing that the volume should approach infinity at the saturation pressure, and, mathematically, it approaches infinity as x approaches one from the left. For x to approach one, pressure must approach $1/C_L$. First, we show that Equation 26 from the paper approaches infinity as P approaches $1/C_L$. We specifically require it to approach from the left because volume approaches negative infinity if we come from the right. In Lean, this looks like :

```
lemma BET.tendsto_at_top_at_inv_CL
: filter.tendsto brunauer_26
(nhds_within (1/C_L) (set.Ioo 0 (1/C_L)))
filter.at_top:=
```

The function *filter.tendsto* is the generic definition of the limit. It has three inputs, the function, what the independent variable approaches, and what the function approaches, in that order. We split this into three lines to better visualize what is happening. First, we are using the object *brunauer_26*, which is the BET equation as a function of pressure in terms of x . Next, *(nhds_within (1/C_L) (set.Ioo 0 (1/C_L)))* is how we say approaches $1/C_L$ from the left. *nhds_within* means the intersection of a neighborhood, abbreviated as *nhds*, and a set. A neighborhood of a point is the open set around that point. *set.Ioo* designates a left-open right-open interval. Here we have the interval $(0, 1/C_L)$. The intersections of the neighborhood and this set constrains us to approach the neighborhood from the left. The final part is *filter.at_top* which is a generalization of infinity, and just says our function approaches infinity.


In the original derivation done by Brunauer et al, they wish to show that $P_0 = 1/C_L$ because as pressure approaches each of these values, volume approaches infinity, these two values are equal. It should be noted that this idea is only true if C , the BET constant, is greater than or equal to one. If not, the function has two points where it hits infinity in the positive pressure region. We also have problems showing the congruence of such a fact in Lean, since such a relation has yet to be formalized and the congruence of two *nhds_within* has not been shown. For now, we use the lemma above to prove a simpler version of the theorem where we assume $P_0 = 1/C_L$, and show that with this assumption, V approaches infinity. In Lean, this looks like :

```
theorem brunauer_27
(h1 : P_0 = 1/C_L)
: filter.tendsto brunauer_26 (nhds_within (P_0) (set.Ioo 0 (P_0))) filter.at_top:=
```


The proof of this theorem involves rewriting *h1*, and then applying the lemma proved above. While we would prefer to prove that $P_0 = 1/C_L$, this proof will serve as a placeholder, until Mathlib builds out more math related to the congruence of this subject. This theorem does not use a local definition, like Langmuir, because P_0 is already defined as a variable using *constant*.

Finally, we formalize the derivation of Equation 28 from the paper, givne by Equation 22.

$$\frac{V}{A * V_0} = \frac{CP}{(P_0 - P)(1 + (C - 1)(P/P_0))} \quad (22)$$

Just like Equation 2, we first define Equation 22 at an object then formalize the derivation of this object. In Lean, the object looks like :

```
def brunauer_28 := λ P : ℝ, C*P/((P_0-P)*(1+(C-1)*(P/P_0)))
```

Now we can prove a theorem that formalizes the derivation of this object :

```
theorem brunauer_28_from_seq
{P V_0: ℝ}
```

```

(h27 : P_0 = 1/C_L)
(hx1: (x P) < 1)
(hx2 : 0 < (x P))
: let Vads := V_0 *  $\sum' (k : \mathbb{N}), \uparrow k * (\text{seq } P \ k),$ 
  A :=  $\sum' (k : \mathbb{N}), (\text{seq } P \ k)$  in
  Vads/A = V_0*(brunauer_28 P) :=

```

Rather than explicitly solving the sequence ratio, like we did for Equation 2, we can now use the theorem that derived Equation 2 to solve the left hand side of our new goal. We then have a goal where we show that Equation 22 is just a rearranged version of Equation 2, which is done through algebraic manipulation.

5.2.3 The antiderivative in Lean

For a function, f , the antiderivative of that function, given by F , is a differentiable function, such that the derivative of F is the original function f . In Lean, we formalize the general antiderivative and show how it can be used for several specific applications, including the antiderivative of a constant, of a natural power, and of an integer power. We generalize our functions as a function from a general field onto a vector field, $f : \mathbb{K} \rightarrow E$. This allows us to apply the theorems to any parametric vector function, including scalar functions.

Our goal is to show, from the assumption that $f(t)$ is the derivative of $F(t)$ and $f(t)$ is the derivative of $G(t)$, then we have an equation $F(t) = G(t) + F(0)$, which is the antiderivative of $f(t)$. $G(t)$ is the variable portion of the equation. For example, if the antiderivative is of the form $F(t) = t^3 + t + 6$, then $G(t) = t^3 + t$ and $F(0) = 6$. $F(0)$ is the constant of integration, but written in a more explicit relation to the function. Since $G(t)$ is the function of just variables, we have as another premise $G(0) = 0$.

The first goal is to show that a linearized version of the antiderivative function holds. We can rewrite $F(t)$ so that is linear by moving $G(t)$ to the left hand side, leaving us with an equation that equals a constant.

$$F(t) - G(t) = C \quad (23)$$

Thus, we can relate any two points along this function, $\forall xy, F(x) - G(x) = F(y) - G(y)$. To show this holds, we recognize that if Equation 23 is constant, then the derivative of this function is equal to zero.

$$\frac{d}{dt}(F(t) - G(t)) = 0 \quad (24)$$

Next, we apply the linearity of differentiation to Equation 24 to get a new form: $\frac{d}{dt}F(t) - \frac{d}{dt}G(t) = 0$, and rearrange to get:

$$\frac{d}{dt}F(t) = \frac{d}{dt}G(t) \quad (25)$$

From the first premise, we assumed that $f(t)$ is the derivative of $F(t)$. From our second premise, we assumed that $f(t)$ is also the derivative of $G(t)$. Thus, applying both premises, we can simplify Equation 25 to:

$$f(t) = f(t) \quad (26)$$

which we recognize to be correct.

Now that we have a new premise to use, given by Equation 27, we can specialize this function to get our final form.


$$\forall xy, F(x) - G(x) = F(y) - G(y) \quad (27)$$

We specialize the universals by supplying two old names. For x , we use t (the variable we have been basing our differentiation around), and for y we use 0 . Thus, Equation 27 becomes:

$$F(t) - G(t) = F(0) - G(0) \quad (28)$$

Our third premise was that $G(0) = 0$, so we can simplify and rearrange Equation 27, to get our final form:


$$F(t) = G(t) + F(0) \quad (29)$$

Which satisfies the goal we laid out in the beginning. In Lean, the statement of this theorem looks like :

```

theorem antideriv
{E : Type u_2} {K : Type u_3} [is_R_or_C K] [normed_add_comm_group E]
[normed_space K E]
{f F G : K → E} (hf :  $\forall t, \text{has\_deriv\_at } F (f \ t) \ t$ )
(hg :  $\forall t, \text{has\_deriv\_at } G (f \ t) \ t$ )
(hg' : G 0 = 0)
: F =  $\lambda t, G \ t + F(0)$  :=

```

Applying the *antideriv* theorem to examples is very straight forward. We will show an example by deriving the antiderivative of a constant function. In Lean, we would state this as :

```
theorem antideriv_const
  (F :  $\mathbb{K} \rightarrow E$ ) k : E
  (hf :  $\forall t, \text{has\_deriv\_at } F \ k \ t$ ):
  (F = (x :  $\mathbb{K}$ ), x·k + F 0) :=
```

Here we say that the derivative of $F(x)$ is the constant k , and want to show that $F(x) = x \cdot k + F(0)$, where the " \cdot " operator stands for scalar multiplication. To use the *antideriv* theorem, we must show that its premises follow, meaning we must show:

```
 $\forall t, \text{has\_deriv\_at } F \ k \ t$ 
 $\forall t, \text{has\_deriv\_at } x \cdot k \ k \ t$ 
 $0 \cdot k = 0$ 
```

The first goal is explicitly given in our premises, *hf*. The next goal can be derived by taking out the constant, and showing that the function x has a derivative equal to 1. The final goal can be easily proven by recognizing zero multiplied by anything is zero. Thus, we have formalized antiderivative of a constant function, and can use this same process for any other function. The antiderivative is especially important for deriving the kinematic equations, as seen in the next section.