

# Collaborative Image Understanding

Koby Bibas  
kobybibas@gmail.com  
Meta  
Tel Aviv, Israel

Oren Sar Shalom  
oren.sarshalom@gmail.com  
Amazon  
Tel Aviv, Israel

Dietmar Jannach  
dietmar.jannach@aau.at  
University of Klagenfurt  
Klagenfurt, Austria

## ABSTRACT

Automatically understanding the contents of an image is a highly relevant problem in practice. In e-commerce and social media settings, for example, a common problem is to automatically categorize user-provided pictures. Nowadays, a standard approach is to fine-tune pre-trained image models with application-specific data. Besides images, organizations however often also collect *collaborative* signals in the context of their application, in particular how users interacted with the provided online content, e.g., in forms of viewing, rating, or tagging. Such signals are commonly used for item recommendation, typically by deriving *latent* user and item representations from the data. In this work, we show that such collaborative information can be leveraged to improve the classification process of new images. Specifically, we propose a multitask learning framework, where the auxiliary task is to reconstruct collaborative latent item representations. A series of experiments on datasets from e-commerce and social media demonstrates that considering collaborative signals helps to significantly improve the performance of the main task of image classification by up to 9.1%.

## CCS CONCEPTS

• **Information systems** → **Information extraction**; • **Computing methodologies** → *Multi-task learning*; Computer vision.

## KEYWORDS

Information Extraction, Image Categorization, Collaborative Filtering, Multitask Learning

### ACM Reference Format:

Koby Bibas, Oren Sar Shalom, and Dietmar Jannach. 2022. Collaborative Image Understanding. In *Proceedings of the 31st ACM International Conference on Information and Knowledge Management (CIKM '22)*, October 17–21, 2022, Atlanta, GA, USA. ACM, New York, NY, USA, 11 pages. <https://doi.org/10.1145/3511808.3557260>

## 1 INTRODUCTION

Image understanding can be described as the process of automatically analyzing unstructured image data in order to extract knowledge for specific tasks. Automatically assigning images to predefined categories (i.e., image categorization) is one important form

of image understanding and an area in which we observed substantial progress in recent years, largely due to innovations in deep learning [6, 14, 31]. Nowadays, one standard way of developing an image categorization solution for a specific task or application is to rely on pre-trained image models and to fine-tune them with application-specific data for the particular problem at hand.

In a specific application setting, additionally to the raw image information (pixels), other types of information may be available as well. In particular, providers of e-commerce or social media sites nowadays often have access to *collaborative* information that is collected in the context of an application. Such sites usually often record how users interact with the provided online content, e.g., in the form of viewing, rating, commenting, tagging, or resharing.

Such collaborative signals can be used for different purposes and in particular for personalization. Most importantly, these signals have been successfully used for many years by online retailers and service providers to build *collaborative filtering* (CF) recommender systems [47]. Today's most effective CF systems are based on deriving *latent* representations (*embeddings*) of users and items from a given user-item interaction matrix through matrix factorization [26] or deep learning techniques [22, 34].

The latent representations that are derived from collaborative information cannot be directly interpreted. However, it seems intuitive to assume that the *item representations* may encode some information about the relevant categories in a domain.

In this work, we explore an approach which we call *collaborative image understanding*. Specifically, the idea is to leverage the collaborative information as additional supervision for the *training* phase of image understanding models. By incorporating this collaborative information only during training, the model can support also new images for which collaborative information is not available. Such problems for example arise when online platforms have to automatically process images as soon as they are uploaded, before they gain any collaborative information. Any application that combines images and interaction data suits to this setting, where applications include e-commerce, social media and online content.

The main contributions of our work are as follows.

- (1) We introduce a new signal (i.e., collaborative information) to support the training procedure of automated image understanding processes.
- (2) We propose a general multitask-learning (MTL) [9] framework to incorporate collaborative information in the form of latent item representations into existing single-task content understanding models.
- (3) We explore several alternative approaches to combining collaborative information in the training procedure of image classification models.

---

Permission to make digital or hard copies of all or part of this work for personal or classroom use is granted without fee provided that copies are not made or distributed for profit or commercial advantage and that copies bear this notice and the full citation on the first page. Copyrights for components of this work owned by others than ACM must be honored. Abstracting with credit is permitted. To copy otherwise, or republish, to post on servers or to redistribute to lists, requires prior specific permission and/or a fee. Request permissions from [permissions@acm.org](https://permissions.acm.org).

CIKM '22, October 17–21, 2022, Atlanta, GA, USA

© 2022 Association for Computing Machinery.

ACM ISBN 978-1-4503-9236-5/22/10...\$15.00

<https://doi.org/10.1145/3511808.3557260>

- (4) We show that our approach is also particularly effective in typical real-world situations when labels are missing for a fraction of the training images.

Our MTL approach, where the auxiliary task is to reconstruct collaborative latent item representations, is highly promising. An in-depth empirical evaluation on the Pinterest [65], MovieLens [19], Amazon Clothing and Amazon Toys [38] datasets revealed that the classification performance can be improved by 5.2%, 2.6%, 9.1%, and 3.0% respectively.

The rest of this paper is organized as follows. In Section 2 we provide the necessary background and review earlier work. Section 3 details the proposed approach; thorough experiments are described in Section 4. Section 5 concludes the paper.

## 2 BACKGROUND AND RELATED WORK

In this section, we first briefly provide some relevant background in three research areas: image classification, collaborative filtering and multi-task Learning (Section 2.1). Then, we discuss earlier works, which use side information or collaborative information in combination with image data (Section 2.2).

### 2.1 Background

**2.1.1 Image Classification with Neural Networks.** Classifying images to predefined categories based on their content is an important task in the areas of computer vision and information extraction. The training input for this learning problem is a set  $\{(x_i, y_i)\}$ , where  $x_i$  is an image of an entity  $i$  and  $y_i$  is the corresponding category. The ImageNet database [14] for example, contains millions of hand-labeled images, which are assigned to thousands of categories. Usually models trained on one domain do not perform well on other domains and labels from the target domain are required [66]. As manual annotation is expensive and time consuming, label paucity is a ubiquitous problem.

In the last ten years, substantial progress was made in the field due to advances in deep learning technology and in particular through the use of convolutional neural networks (CNN) [31, 57, 58]. Continuously new architectures were proposed over the years, including the ResNet [20], MobileNet [25] and the recent RegNet [42] approaches that we use in the experiments in this paper.

Given a particular application problem, a common approach to mitigate the paucity of labeled data is to rely on existing models that are pre-trained on a large corpus like ImageNet, and to then fine-tune them with the data of the particular application. Such an approach is also followed in our work. However, in addition to the application-specific images and labels, we also consider collaborative information to further improve classification performance.

**2.1.2 Collaborative Filtering and Latent Factor Models.** Collaborative filtering recommender systems are commonly based on a matrix that contains recorded interactions between users and items [47], with the typical goal of predicting the missing entries of the matrix and/or ranking the items for each user in terms of their estimated relevance. Matrix factorization (MF) techniques prove to be highly effective for this task and are based on representing users and items in a lower-dimensional latent space. While early methods were based on Singular Value Decomposition [7], later approaches used various types of machine learning models to compute the

latent factors, e.g., [26]. Note that while various deep learning approaches were proposed for the task in recent years, latent factor models remain highly competitive and relevant today [45].

Technically, MF methods project users and items into a shared latent space, where each user and each item is represented through a real-valued vector. A user vector indicates to what extent the corresponding user prefers each of the latent traits; likewise, an item vector represents to what extent the corresponding item possesses them [30]. The traits are called latent because their *meaning* is unknown. Yet, we know that latent factor models are highly effective for recommendations and furthermore, that user vectors hold information on the demographics of the users [46]. Therefore, we hypothesize that item vectors encode certain types of relevant information about the items—like category or brand—which we try to leverage in our work for improved image understanding.

**2.1.3 Multi-Task Learning.** MTL is a machine learning approach which optimizes multiple learning tasks *in parallel* based on a shared representation for all tasks. The promise of MTL is that if the tasks share significant commonalities, then this approach may lead to improved performance on each individual task, compared to training task-specific models separately [9]. The rationale behind MTL and its success lies in the potential of improved generalization by using the information contained in the signals of related tasks. Thus, each individual task can “help” other tasks, often in order to also prevent overfitting for one particular task. Concretely, this is achieved by having some shared parameters for all tasks. That way, during training time each task directly affects the other ones.

Various successful applications of MTL are reported in the literature, both for computer vision problems and other areas, see Zhang and Yang [64] for a survey. However, using MTL to combine collaborative signals and image information for higher categorization accuracy has not been explored in the literature before. As our experimental evaluations will show, these two types of information indeed have commonalities that contribute to the learning process in an MTL setting. In addition, the proposed MTL approach is favorable over other combination approaches such as training the models independently.

### 2.2 Related Work

There is a plethora of classification models that combine raw image information together with additional metadata, which generally fall under the umbrella of multi-modal classification. Notable examples are image and text classification, see Baltrušaitis et al. [1] and Ramachandram and Taylor [43] for related surveys on multi-modal learning. Our work is fundamentally different than multi-modal learning since in this those works the other modalities are part of the features of the model. That is, they serve as input to the model both at training and inference time. In our work we assume that the other modality, namely collaborative information, is not available at inference time, yet we aim to leverage its existence at training time by using it to guide the learning of the model. Thus, the model may benefit from this signal without relying on it for inference.

Several works have tried to harness the power of CF for various image understanding problems. The work of Dabov et al. [13], for example, applies a CF technique to improve image denoising. Choi

et al. [12], on the other hand, showed how to leverage collaborative information for better pose estimation results. However, the neighborhood of an image in these works is determined not by the interactions with it, but according to visual similarity.

There are also existing several works that aim to improve the image content understanding process using collaborative information as we do in our work [35, 37, 56, 61]. However, in these works the user interaction signal is used as an input to their image understanding models. Therefore, the collaborative information cannot be used to model *new* images, which is the focus of our work. Our proposed method in contrast does not treat user interactions as a feature for the model, but only as means of guidance.

Another type of related work can be found in Li and Tang [32] and Li et al. [33], which both aim to improve the training of content understanding models using user data. However, they treat the user interaction data as a type of content. That is, they omit the identities of the interacting users and do not apply collaborative filtering as we do. As a result of such an approach, if the user interaction is, for example, image *tagging*, then their work is limited to enhancing image tagging processes. An earlier work described in Sang et al. [51] retains the users' identities and its objective is to improve image tagging using interaction data. This is done by applying tensor factorization to model users, images and tags in the same joint latent space. However, this approach also binds the type of the interactions and the prediction task. In our approach, the prediction task is not tied to a specific type of user interactions.

Common to all discussed approaches based on user data is their need to process the raw image data for each user interaction. As the number of pixels  $P$  in a typical image reaches to million ( $10^6$ ) and the number  $N$  of interactions in real-life datasets can be hundreds of millions ( $10^8$ ), their running time is in  $O(N \cdot P) = 10^{14}$ , which is computationally expensive or even infeasible for large real-life datasets. Differently from that, in our approach we first apply a CF method on the interaction data to create a compact representation for each item of dimensionality  $f$ , and we then train a content understanding model using those fixed-size vectors. Therefore, the running time is  $O(f \cdot (P + N)) \ll O(N \cdot P)$ . This is achieved since instead of taking a naive end-to-end solution, we adopt a two-phase solution, which first transforms the interaction data to a label set.

Finally, it is worth mentioning that the other direction, i.e., content understanding to enhance recommender systems, has shown striking success [2, 15, 21, 50, 55]. The relationship of these works to our current approach is however limited, as our goal is to improve the image understanding process and not item recommendations.

### 3 PROPOSED TECHNICAL APPROACH

#### 3.1 Overview

Borrowing terminology from the recommender systems community, the term *item* refers to an entity that users can interact with, and furthermore may have an image as side-information. In this paper, as the main focus is image understanding, we use the terms image and item mostly interchangeably. In some cases the image can be the item itself, as in image sharing services (e.g., Pinterest) for example, where users interact with images.

Our proposed approach consists of two main phases, as illustrated in Figure 1. The input to the learning task is a collection of

Symbol	Explanation
$x_i$	Content of item $i$
$y_i$	Category label of item $i$ (a binary vector)
$\hat{y}_i$	A predicted label of item $i$ (a real-valued vector)
$U_i$	Set of users who interacted with item $i$
$q_i$	CF vector of item $i$
$\hat{q}_i$	A predicted CF vector of item $i$
$\omega_i$	Weight of CF vector of item $i$

Table 1: Main symbols used in the paper.

images, where (i) each image has category labels assigned and (ii) for each image we are given a set of users who have interacted with it, e.g., through rating, tagging, or sharing. In the *first phase* of our approach, a user-item interaction matrix is derived from the input data and a CF technique is applied to create fixed-size latent representations (vectors) of users and items. The purpose of this phase is solely to generate augmented labels for the classification problem. In the *second phase*, multitask learning is applied, where the main task is to predict the categories of the images, and the auxiliary task is to reconstruct the latent item representations created in the first phase<sup>1</sup>. As mentioned, we assume that the latent item vectors—dubbed *CF vectors* from here on—encode category information that can help the training of the main task. Technically, instead of learning the image categorization from scratch, we rely on a pre-trained image model, which we then fine-tune with the given image data of the problem at hand.

Once the model is trained, we use it to predict categories of *new images*, i.e., for images for which we do not have collaborative information. Typical important use cases could be pictures that users upload on a social media platform or pictures of newly added shop items that should be automatically categorized.

It is important to note that at this level, we consider our technical contribution as a *framework* because we propose a general form of incorporating collaborative information into the image understanding process. In a given application scenario, the framework can then be instantiated in appropriate ways, using a suitable combination of matrix factorization technique, training set for pre-training, and deep learning architecture for image categorization.

#### 3.2 Technical Approach

In the following, we describe our approach more formally. In this formalization, we use  $i \in \{1, \dots, I\}$  to index items. Table 1 summarizes the notations in this paper.

At training time, we assume each item  $i$  is associated with an *image*  $x_i$  and with some *label*  $y_i$ , a category in our use case. Furthermore, the item may be associated with a set  $U_i$  of users who interacted with it. At inference time, given an image to be modeled we assume it is *not* associated with historical interaction data.

In many practical scenarios, the content understanding model must be invoked upon introducing the new item to the system, and therefore it has not gathered usage data (also known as *cold item*, a ubiquitous problem in recommender systems [52]). We emphasize that integrating collaborative filtering information at inference time

<sup>1</sup>The latent user vectors are not used in this process.

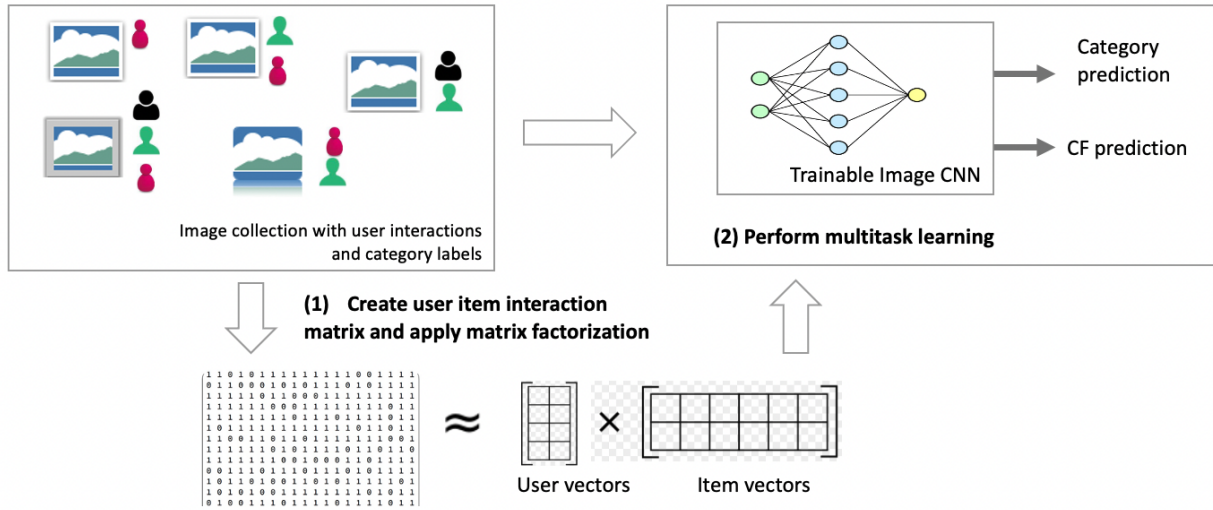


Figure 1: Overview of the proposed method.

has been proposed earlier, see Section 2.1. These approaches assume the existence of such information for the images to be modeled. In contrast, this work focuses on situations where such information is not available. Integrating existing collaborative information into our framework is deferred to future work.

Therefore, the input for the model is a set of triplets  $\{(x_i, y_i, U_i)\}$ , where  $x_i$  serves as the feature set and  $y_i$  and  $U_i$  provide guidance for training the model. We note that at training time some items  $i$  might miss with the label  $y_i$  or the collaborative data  $U_i$ , which frames the problem as a semi-supervised one [10]. As we show in Section 4, when only a portion of the training data is labeled, the relative contribution of our approach is even higher.

### 3.3 Deriving CF vectors

In the first phase, the collaborative data  $U_i$  is transformed into a binary user-item interaction matrix  $M$ . A collaborative filtering technique is then used to construct a user embedding matrix  $P$  and an item embedding matrix  $Q$  of a given size  $f$  (number of factors). We highlight that any CF method can be applied, as long as it represents items by a fixed-size vector. After this process, we are given, for each item  $i$ , a corresponding latent CF vector  $q_i$ . Although these vectors are uninterpretable, we hypothesize that they hold valuable information for the classification task, as indeed is empirically shown in Section 4.

### 3.4 CF-guided Image Categorization

In the second phase, the image understanding (categorization) process is guided by the CF vectors obtained in the previous phase.

In our multitask-learning approach, predicting the labels is the main task and the auxiliary task is based on the given CF vectors. After performing the first task, the input to the model is a set of triplets  $\{(x_i, y_i, q_i)\}$ , where  $y_i$  and  $q_i$  are the labels. The model has two outputs, corresponding to the main and auxiliary tasks.  $\hat{y}_i$  and  $\hat{q}_i$  are the predicted categories and CF vector, respectively.

*Main task: Classification loss.* Generally, for classification problems with  $N$  classes, the label  $y$  is an  $N$ -dimensional binary vector (which can support multi-label classification), where  $y^n$  denotes the  $n$ th entry in the vector. The single-task categorization model processes the input and then outputs a prediction vector  $\hat{y}$  that aims to minimize the binary cross-entropy [49]. Since labels might be imbalanced, that is, some categories may appear much more often than others, we also apply class balancing as follows. Let  $\eta_n$  denote the number of appearances of class  $n$ . Then the raw weight of this class is  $\frac{1}{\eta_n}$ . We normalize the weights such that the average weight is 1, that is:  $\frac{1}{N} \sum_{n=1}^N \frac{1}{\eta_n} = 1$ . Then the class-balanced binary cross-entropy is defined as:

$$\ell_{MAIN}(\hat{y}, y) = \sum_{n=1}^N \frac{1}{\eta_n} y^n \cdot \log \hat{y}^n + (1 - y^n) \cdot \log(1 - \hat{y}^n). \quad (1)$$

*Auxiliary task: CF-based loss.* Inspired by Gou et al. [17], we propose a method that considers all of the information embedded in the CF vectors to reconstruct the CF vector using the content only. We therefore name this method MTL-reconstruct. Let  $L_1$  and  $L_2$  denote the Manhattan and Euclidean distances between the CF vector  $q$  and its reconstruction  $\hat{q}$ , respectively. The reconstruction loss (denoted as  $\ell_{CF\_R}$ ) asks to minimize the difference between the vectors as follows<sup>2</sup>:

$$\ell_{CF\_R}(q_i, \hat{q}_i) = \exp(L_1(q_i, \hat{q}_i) + L_2(q_i, \hat{q}_i))$$

*Considering CF vector relevance weights.* Since CF methods do not converge to a global optimum, some items might be poorly represented and therefore the CF vectors induce weak supervision [23]. To cope with such “noisy labels” in our problem setting, where some CF vectors might be more informative than others, we introduce a per-instance confidence weighting method which affects the impact of the auxiliary task. This method may depend on the CF

<sup>2</sup>We experimented with several other metrics, like convex combinations and single distance loss. Yet, this one yielded the best results.

vector  $q$  or even on the raw collaborative information  $U$ , annotated as  $h(\cdot) = \omega$ . To avoid shattering gradients,  $\omega$  is upper bounded by some hyperparameter  $\Omega$ . The auxiliary loss function is then:

$$\ell_{AUX}(\hat{q}, q, \omega) = \min(\omega, \Omega) \cdot \ell_{CF\_R}(q, \hat{q}) \quad (2)$$

We explored three ways of weighting the CF vectors when training the model with the MTL-reconstruct approach.

- *Uniform confidence*: This approach neglects the possible variability in the fitness and information encoded in the CF vectors. Hence,  $h$  is a nullary function which assigns the same weight to each CF vector.
- *Interaction confidence*: The intuition behind this approach is as more users interacted with an item, then there is more collaborative information about it, and as a consequence we trust its produced CF vector more. Therefore, according to these considerations, there should be a positive correlation between the assigned weight of a CF vector and the number of interacting users. Let  $|U_i|$  denote the number of interacting users with item  $i$ . Then<sup>3</sup>,  $h(U_i) = \sqrt{|U_i|}$ .
- *Loss-based confidence*: The utility of a CF vector for the category prediction task might not always be proportional to its amount of interacting users. We therefore suggest a novel method that explicitly captures the utility level of each individual CF vector according to its intrinsic traits. To this end, we train a category prediction model, called *CF2Label*, that takes as input only the CF vector (without the image itself). See Section 4.2 for more details on this model. We then approximate the fitness of a CF vector by its ability to predict the labels, measured by the mean reciprocal loss value on the positive labels. Formally, let  $y$  be the actual label of a given item and  $\hat{y}$  be the predicted label:  $CF2Label(q) = \hat{y}$ . The mean loss on the positive labels is:

$$\ell_{WEIGHT}(\hat{y}, y) = \frac{1}{\sum_n y^n} \sum_{n=1}^N y^n \cdot \log \hat{y}^n.$$

Hence, the weight of this CF vector is:

$$h(q_i, y_i) = \frac{1}{\ell_{WEIGHT}(CF2Label(q_i), y_i)}.$$

Our experiments will show that this novel weighting method considerably contributes to the performance of the model. We also experimented with the mean across all labels, including the negative ones. However, this deteriorated results, as the performance on positive labels is more informative.

*Weighting the tasks*. Various ways of learning how to balance the weights of the tasks in multitask-learning were proposed in the literature [11, 18, 28]. However, since our problem involves only two tasks, we resort to a simple hyperparameter tuning strategy to find suitable weights. All in all, the final loss function is:

$$\ell_{MTL}(\hat{y}, y, \hat{q}, q, \omega) = \ell_{MAIN}(\hat{y}, y) + \alpha \cdot \ell_{AUX}(\hat{q}, q, \omega), \quad (3)$$

where  $\alpha$  is a hyperparameter that controls the relative importance of the two tasks. In all experiments, the optimal weight of the auxiliary task was non-negligible ( $1 < \alpha < 2$ ), and our experiments clearly demonstrate the importance of the auxiliary task.

<sup>3</sup>Another plausible alternative is linear correlation, however it was inferior to the proposed method in preliminary experiments.

## 4 EXPERIMENTAL EVALUATION

Next, we report the results of an in-depth experimental evaluation of our MTL-based image understanding approach. Specifically, we seek to answer the following research questions (RQs).

- (RQ1) To what extent does our method improve image understanding processes (a) compared to models that do not use collaborative information and (b) compared to alternative ways of incorporating collaborative information?
- (RQ2) Given that missing labels are common in real-world scenarios, we ask: What is the relative gain of the proposed method in case of data paucity, i.e., when many labels are missing in the training data?

### 4.1 Experiment Setup

*4.1.1 Datasets*. To show the robustness of our approach we made experiments with four real-world datasets. These datasets differ in fundamental properties like domain and types of labels. Each of them contains item images, category labels, as well as user interaction data. Furthermore, they were selected such that they cover very popular domains: e-commerce, online content and social media.

Two of the datasets are from the e-commerce domain and were collected from Amazon.com [38]. The items in these two public datasets are from the area of “Clothing” and “Toys”, where products are associated with their catalog images. The labels in these datasets correspond to the item categories and user interactions refer to purchases. The third dataset is a version of the widely-used public MovieLens 10M dataset [19], which includes movie posters. In this dataset, the movie genres are used as category labels and user ratings as interactions. Finally, as a fourth dataset we include a dataset from the social media domain. It is an anonymized version of the Pinterest image dataset used in [65]<sup>4</sup>. Here, the items are the images themselves; the labels correspond to user-provided tags and interactions are repin activity<sup>5</sup>. The labels here are single-class, unlike the rest of the datasets, which have multiple labels per item.

For all datasets, the recorded user interactions, e.g., ratings, serve as collaborative signals. The main statistics of the datasets are provided in Table 2. Observe that the datasets not only vary in terms of size and density, but also with respect to the average number of categories each item is assigned to (“Avg. pos. labels”).

*4.1.2 Pre-Trained Image Models*. We conducted preliminary experiments with different pre-trained models versus randomly initialized image models. These experiments confirmed that in all cases fine-tuning a pre-trained image model leads to substantially better classification results. In the rest of the paper, we therefore only report results that were obtained with pre-trained models.

Over the last years, a variety of deep learning architectures were proposed that can be used for image categorization, as discussed in Section 2. One goal of our experiments is to demonstrate the robustness of our MTL-based approach with respect to the underlying image model, i.e., that the effectiveness of our approach is not tied to a particular image model and may contribute to new models to come in the future. Therefore, we considered the following three state-of-the-art architectures in our experiments: ResNet18 [20],

<sup>4</sup><https://nms.kcl.ac.uk/netsys/datasets/social-curation/dataset.html>

<sup>5</sup><https://sproutsocial.com/glossary/repin/>

Statistic	Pinterest	MovieLens	Clothing	Toys
#Images	27,080	10,677	23,033	11,924
#Interactions	265,252	10,000,054	278,677	167,597
#Users	170,978	68,532	39,387	19,412
Sparsity	5.73e-5	1.37e-2	3.07e-4	7.24e-4
#Labels	32	19	199	54
Avg. pos. labels	1.0	2.03	3.22	1.28
Gini index	0.48	0.51	0.74	0.58

**Table 2: Dataset statistics.**

Method	Pinterest	MovieLens	Clothing	Toys
Most popular	0.47	0.94	0.63	0.65
BPR	0.56	0.97	0.66	0.69
VAE	0.96	0.97	0.75	0.82

**Table 3: Recommendation performance of CF models.**

MobileNet [25], and RegNet [42]. To avoid any bias, we randomly assigned each of them to one of the datasets, ending up with ResNet18 for the Amazon datasets, RegNet for Pinterest, and MobileNet for MovieLens. All models were pre-trained on the ImageNet set [31].

**4.1.3 CF Models.** Generally, we hypothesize that the CF vectors carry meaningful information about the items, and that this information can be advantageous for our problem, which we validate in Section 4.2. To incorporate a well fitted CF model in our approach, we seek a method that performs well for the given datasets. A large variety of CF models that use item embeddings were proposed over the last fifteen years, and we experimented with several landmark CF methods. Among other methods, we considered Bayesian Personalized Ranking (BPR) as a more traditional model [44] and Variational Autoencoders (VAE) [34], which is a state-of-the-art technique<sup>6</sup>. Motivated by [41], the last layer of the decoder in the autoencoder architecture serves as the item embedding matrix  $Q$ . Moreover, we supplemented the original VAE implementation with bias terms as this led to even better results. Note that we also tried an autoencoder-based recommender based on the VAE model proposed in [39]. This however did not lead to competitive results.

In Table 3, we report the results of BPR and VAE in terms of the AUC metric for the four datasets after careful fine-tuning. For comparison purposes, we also include the results obtained by a non-personalized recommender that always suggests the most popular items to users. Not surprisingly, the results show that VAE consistently works better than BPR across all datasets. Therefore, we use VAE as the CF model for all experiments reported in this paper. Remember that we do not rule out that other CF models may exist that lead to even better recommendation results for individual datasets, and we iterate that finding the best existing CF model is not the main focus of our present research. Nonetheless, we acknowledge that future advances in CF models may be beneficial for our MTL-based image categorization as well.

**4.1.4 Evaluation Metric.** To measure classification performance apply the widely-used Mean Average Precision (mAP) metric [24],

<sup>6</sup>We relied on the implementations provided in the Cornac framework (<https://github.com/PreferredAI/cornac>)

arguably one of the most adopted evaluation metrics for multi-label classification (e.g., [27, 48, 62, 63]). mAP is computed as:

$$\frac{1}{N} \sum_{c=1}^N AP(c)$$

where  $N$  is the number of classes and  $AP(c)$  denotes the average precision in class  $c$ . To compute statistical significance we use bootstrapping [40] and paired sample  $t$ -tests [60].

**4.1.5 Implementation & Hyperparameter Tuning.** All of the implementation for our experiments was done in Python, using the PyTorch framework. We share all material online for reproducibility<sup>7</sup>. Model selection and hyperparameter tuning (e.g., learning rate, regularization and number of hidden layers and sizes) and test were generally done in a systematic way on a held-out set, evenly divided into evaluation and test sets. The held-out set for the classification models was created by randomly selecting 30% of the items. We emphasize that the collaborative information of these items was omitted as well, to compute the performance on images with no prior user interactions.

The held-out dataset for the recommender systems was created by randomly selecting 20% of the interactions and AUC [36] was used as the evaluation metric. This metric was chosen instead of top- $k$  evaluation metrics like precision@ $k$  or nDCG@ $k$  because all test items directly contribute to the final measure and not just those (possibly few) items that made it to a top- $k$  list. This is an important trait because we care about the fitness of all items, as each of them contributes to the auxiliary task in the MTL setting.

## 4.2 Pre-Study: CF-Based Category Prediction

Before we discuss the results of the evaluation of our approach to collaborative image understanding in Section 4.4, we report the outcomes of a pre-study in which we aimed to validate the value of collaborative information for category prediction.

To this end, we conducted the following experiment in which the image category prediction task is solely based on the available interaction data, i.e., the matrix describing user-item interactions. As a first step in the experiment, we trained a collaborative filtering model on the interaction matrix to obtain the needed latent item vectors. Specifically, we carefully tuned BPR and VAE CF models on the four evaluated datasets. The resulting fixed-size<sup>8</sup> latent item vectors  $q_i$  then serve as the input to a neural network, which predicts the corresponding image category label  $y_i$ . We name these models *CF2Label*. The model used in our experiments consists of a two-layered MLP with ReLU as the activation function and Binary Cross-Entropy per each class as the loss function<sup>9</sup>.

The results of this experiment are shown in Table 4, where we report the image categorization performance in terms of mAP. As a reference point to gauge the effectiveness of the trained models, we provide the mAP results that we obtain when making predictions

<sup>7</sup><https://github.com/anonymous1e6/cactus>

<sup>8</sup>A latent vector size of 64 worked best for all datasets; smaller or larger values led to degraded recommendation performance.

<sup>9</sup>Other model architectures are possible as well. Remember that the main here goal is to demonstrate the general value of interaction data, but not necessarily to find the best possible architecture.

Approach	Pinterest	MovieLens	Clothing	Toys
Popularity based	0.031	0.107	0.016	0.024
CF2Label BPR	0.075	0.465	0.021	0.074
CF2Label VAE	0.266	0.528	0.124	0.241

**Table 4: Performance results for CF2Label (mAP).**

solely based on the popularity of the categories in the different datasets, i.e., when we always predict the most popular category.

The results clearly show that even though the CF item vectors were trained oblivious to the categories, they indeed contain valuable information for the category prediction task. The mAP values obtained with the CF2Label variants are up to ten times higher than those of the popularity-based approach. Aligned with our assumption stated in Section 4.1.3, we furthermore obtained evidence that the VAE CF model, which outperformed BPR on the recommendation task, also outperformed it on this task and therefore should be used in our experiments. On an *absolute* scale, the highest mAP values are obtained for the MovieLens dataset. This is not surprising, given that it has the lowest number of categories to predict and at the same time the highest user-item interaction density across all datasets. In terms of the *relative* improvement over the baseline, the gains obtained by CF2Label are however the lowest across the datasets, i.e., a five-time improvement.

Let us emphasize here that the mAP results reported in Table 4 must not be compared on an absolute scale with the mAP values reported next in Section 4.4. In the pre-study reported here, the CF-based image category predictions were based on knowledge about the observed user interactions for a given image to categorize. Our MTL-based approach described in Section 3, however, is designed for situations in which no collaborative information is yet available, i.e., for new images, and where the collaborative information is merely used to guide the learning process of the main task. Remember here that we use the CF2Label method to inform the weighting of the CF vectors in the loss-based approach described in Section 3.

### 4.3 Baselines

To answer RQ1 on the effectiveness of MTL-reconstruct and its variations, we, first of all, benchmark its performance against the performance that is achieved with the fine-tuned image model alone, i.e., with a model that does not use collaborative information. We refer to this baseline as *Image-only* in the rest of the paper.

Regarding other possible baselines, we are not aware of any other work which used collaborative information in combination with image models to categorize *new* images, that is, images for which no collaborative information is available yet. Therefore, we designed two alternative ways of how one could intuitively approach the problem: one of them based on multitask learning, and one based on sequential fine-tuning of the auxiliary task and the main task.

**4.3.1 Contrastive-Loss Approach.** A possible advantage of the proposed MTL-reconstruct approach is its per-dimension learning guidance by utilizing the entire information in the CF vectors. However, reconstructing the entire CF vector means simultaneously predicting tens or even hundreds of latent features. This might be an overwhelming task, and consequently might introduce noise to

the training process. Hence, we propose an alternative approach and thereby an additional baseline for our experiments, that resorts to supervised contrastive loss [29]. Namely, at each epoch it generates a list of triplets, where each item participates once as an *anchor*. For any anchor item  $a$  (associated with CF vector  $q_a$ ), it first chooses a *positive* item  $p$  such that its associated CF vector  $q_p$  is the most similar to  $q_a$  in terms of the  $L_2$  distance. Then it chooses at random a *negative* item  $n$ . The auxiliary task is then to distinguish between the positive and the negative items solely based on the predicted CF vectors. More formally, the task is to minimize the triplet loss [54]:

$$\ell_{cont}(q_a, q_p, q_n) = \max\{L_2(q_a, q_p) - L_2(q_a, q_n) + \tau, 0\}$$

where  $\tau$  is a hyperparameter, which serves as a positive margin. We refer to this baseline in our experiments as *Contrastive-loss*.

Compared to the MTL-reconstruct method, this approach induces an easier learning task, namely a binary classification task rather than a multidimensional regression task. However, a substantial amount of information is lost, as it reduces the entire CF vector into a single scalar that represents the distance to the anchor.

**4.3.2 Sequential Approach.** A possible complication with multitask learning in general is that the auxiliary task might overshadow the main task. In such situations, the model tends to excel at the auxiliary task at the expense of the primary one. Therefore, we explore fine-tuning [8, 59] as an alternative way to leverage the available collaborative information for the main task. In this approach, the model in the first step is optimized only for the auxiliary task. Then, a fine-tuning phase follows where parameters are optimized for the primary task only. We refer to this method as *Sequential* in the rest of the paper. We note that this baseline cannot benefit from a joint learning process as is the case for MTL.

## 4.4 Results

**4.4.1 RQ1: Effectiveness of MTL-reconstruct.** Table 5 shows the main results of our experimental evaluation with respect to RQ1. Considering the last row of Table 5, we observe that our method MTL-reconstruct with the loss-based weighting scheme leads to consistent and solid performance improvements from 2.2% up to 9.5% over the *Image-only* baseline across the different datasets. The greatest improvements are observed for the *Clothing* dataset, which also has the highest number of categories.

The smallest improvements were achieved for the *MovieLens* dataset. This is consistent with the findings from Section 4.2, where we also found the smallest relative gain from the latent item vectors with the CF2Label method for the *MovieLens* data. Using other weighting schemes for MTL-reconstruct was similarly beneficial except for one case for the *MovieLens* dataset, where the interaction-based loss did not lead to any improvements.

While MTL-reconstruct is effective for all datasets, the extent of the gain varies across the datasets. Various aspects may contribute to these differences, including dataset characteristics (e.g., class distributions, density of user interactions), aspects related to the item pictures (e.g., movie posters are artistic whereas e-commerce items are not), or the underlying idiosyncrasies of each domain.

With respect to dataset characteristics, Figure 2 illustrates the number of items per category for all four datasets. Let us consider

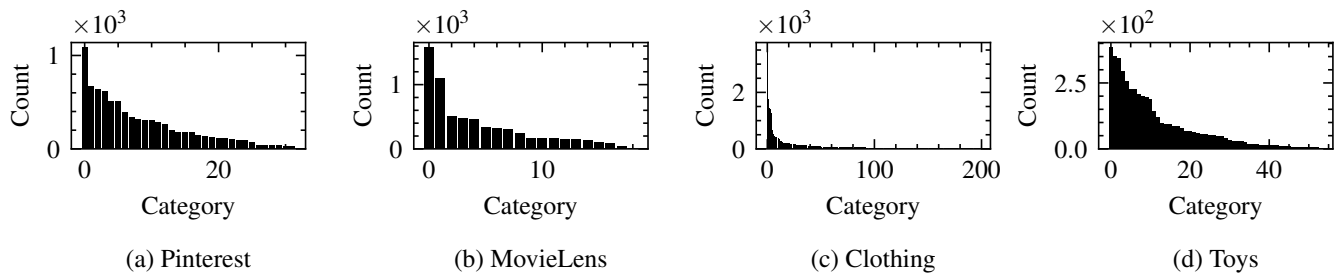


Figure 2: Samples count for each class.

Figure 2(c) and Figure 2(d), which show the distribution for the Clothing and Toys datasets. Note that even though both datasets are from the e-commerce domain and even from the same platform, we can observe a clear difference in terms of the shape of the long tail distribution. In particular, the concentration on the “short head” is much more pronounced for the Clothing dataset, i.e., a large fraction of the items are assigned to a small set of broad (or popular) categories. The Gini index for these datasets is given in Table 2 and it supports these visual observations<sup>10</sup>. Our experiments therefore indicate that the use of collaborative information may be particularly helpful to improve the image categorization process when there is a long tail of rather rare categories. A deeper analysis of factors that influence the effectiveness of MTL-reconstruct is part of our future work.

We found no consistent performance gains for the baseline Contrastive-loss. While it worked very well for the Clothing dataset, for the Toys dataset, it almost had no effect; and it led to a performance degradation compared to the Image-only model for the MovieLens and Pinterest data. Still, we conclude that the Contrastive-loss method might be a candidate to explore in certain practical settings, given that there are indications that it may work well in some domains.

Looking at the Sequential approach, we find that it did not help to improve the results compared to the Image-only baselines. In contrast, we actually consistently observed a small degradation when combining collaborative information with the image-based models in this way. This highlights the importance and value of combining collaborative information with image-based models using a shared representation.

*Weighting the CF vectors.* Comparing the naive weighting method MTL-reconstruct<sub>interaction</sub> to the method that does not weigh the CF vectors MTL-reconstruct<sub>uniform</sub>, we do not find a clear winner. However, our novel weighting method MTL-reconstruct<sub>loss</sub> consistently outperforms the rest of the methods. This proves the need to deeply inspect the CF vectors to assess their weights.

**4.4.2 RQ2: Gains in situations of data paucity.** A certain lack of labels in a given target domain is a common problem in many practical applications, given that this task is often manual and thus time-consuming, see also Section 2. Therefore, we analyzed the effectiveness of our proposed method in such situations of data paucity through a series of additional experiments. Specifically, we

measured the performance of our method compared to the baseline model Image-only after randomly removing a certain fraction of the labels from the training data.

Figure 3 shows the results of this measurement for the compared methods in terms of the mAP metric. This figure is supplemented with confidence intervals, implemented using bootstrapping [40]. Note that in the Pinterest dataset the area of the confidence interval is almost imperceptible, due to low variance in the results. Figure 4 shows the relative improvement of MTL-reconstruct over the Image-only baseline approach for the four datasets. On the horizontal axis, we show the “Label ratio”, which denotes the percentage of labels that were retained in the training data. A value of 0.1 for the label ratio thus means that 90% of the labels were discarded for this measurement.

Note that we used the MTL-reconstruct<sub>uniform</sub> variant for these experiments (and not the best-performing MTL-reconstruct<sub>loss</sub>) because only the uniform weighting scheme described in Section 3 can be applied due to the missing labels in the training data.

Looking at the results shown in Figure 3 and Figure 4, we find that MTL-reconstruct is consistently better or at least performing equally well as the Image-only method for all datasets and label ratio levels. For all datasets except MovieLens, we furthermore observe the pattern that the gains of using CF information in our approach are stronger when there are more missing labels. In these cases, considering the collaborative information seems particularly helpful and consistent with the intuition that the value of CF information increases when other information is lacking. For the dense MovieLens dataset, such a phenomenon is not observed, but the accuracy gains are again rather small on average (around 2%) for this dataset in general.

Note that for the figure showing relative improvements (Figure 4), the gains appear very small or non-existent in some cases due to the scale of the y-axis. In fact, the improvements indicated by the smaller bars are in the range of a few percent as shown in Table 5.

## 5 CONCLUSIONS AND OUTLOOK

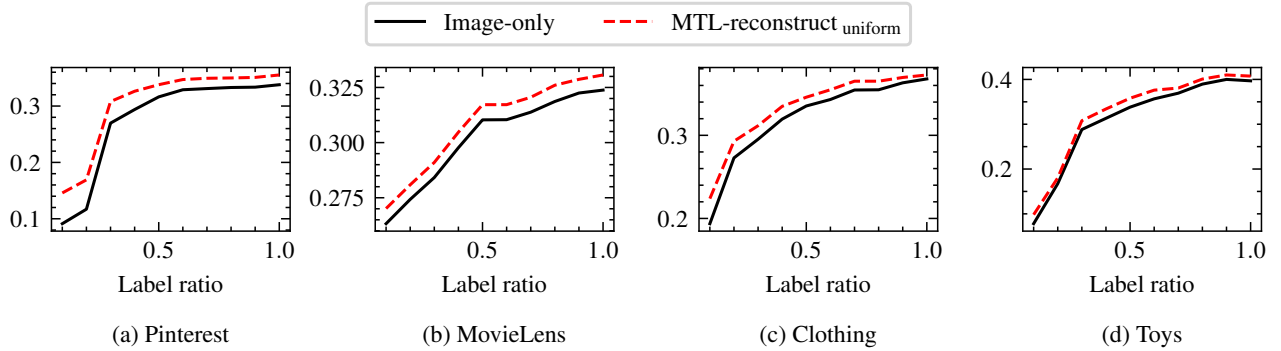
We showed how collaborative information, which is often available in practical applications, can support image understanding processes. Our technical proposal is built upon principles of multitask learning and leads to consistent performance improvements over different baselines on four datasets. Considering that nowadays improvements over state-of-the-art models are rather marginal, our improvements are even more striking. Differently from earlier approaches, our work focuses on the categorization of new images

<sup>10</sup>Higher Gini values indicate a strong concentration of the samples.

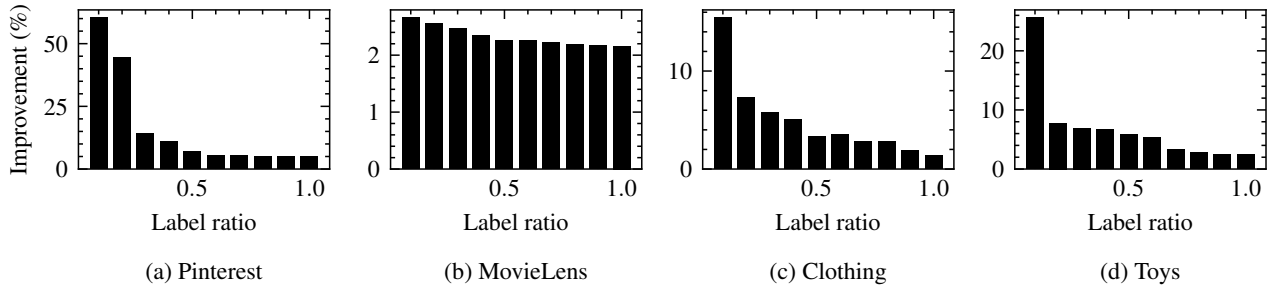


Approach	Pinterest	MovieLens	Clothing	Toys
Image-only	0.345	0.329	0.387	0.412
Sequential	0.344 (-0.3%)	0.308 (-6.5%*)	0.352 (-9.0%*)	0.41 (-0.4%)
Contrastive-loss	0.34 (-1.4%*)	0.325 (-1.3%*)	0.416 (+7.6%*)	0.411 (-0.2%)
MTL-reconstruct <sub>uniform</sub>	<b>0.36 (+4.3%*)</b>	0.336 (+2.0%*)	0.391 (+1.1%*)	<b>0.424 (+3.0%*)</b>
MTL-reconstruct <sub>interaction</sub>	0.361 (+4.6%*)	0.329 (0.0%)	0.392 (+1.4%*)	0.417 (+1.3%)
MTL-reconstruct <sub>loss</sub>	<b>0.363 (+5.2%*)</b>	<b>0.338 (+2.6%*)</b>	<b>0.422 (+9.1%*)</b>	<b>0.424 (+3.0%*)</b>

**Table 5: Image categorization performance results for four datasets (mAP). The best results for each dataset are printed in bold font. Increases over the Image-only baseline that were found to be statistically significant are marked with \* ( $p < 0.01$ ).**



**Figure 3: mAP values for Image-only and MTL-reconstruct<sub>uniform</sub> for different levels of missing labels.**



**Figure 4: Relative mAP improvement of MTL-reconstruct<sub>uniform</sub> over Image-only for different levels of missing labels.**

for which also no collaborative information is yet available. Overall, our results however show that relevant signals for image categorization may be contained in the collaborative information that already exists for other images.

In terms of ongoing and future work, one important direction is to further explore the relative importance of the CF model used in the MTL framework and if alternative CF models help to further improve the overall performance. In addition, we would like to apply our MTL-reconstruct<sub>loss</sub> variant to the missing labels case instead of MTL-reconstruct<sub>uniform</sub> we used in this work. This can be done by estimating the prediction uncertainty as done in recent works (e.g., [3–5, 16, 53]).

There are two interesting directions to expand the general contribution of our proposed framework. First, while classification problems are arguably the most prominent problems in content

understanding, it would be very useful to assess the usefulness of our proposed framework also for regression problems. Second, it is important to investigate if the proposed approach to collaborative content understanding is viable and effective also for other domains, in particular for text documents or multimedia content.

Going beyond such additional technical analyses and explorations, we anticipate future extensions to our work. Two natural extensions of key importance are as follows. One intuitive extension is to enable improved inference for items with existing collaborative information. Another worthy research approach is to achieve mutual reinforcement between collaborative filtering and content understanding by leveraging end-to-end learning. A plausible approach is to simultaneously train the content understanding model and the CF model, which allows to transfer valuable information between them.

## REFERENCES

- [1] Tadas Baltrušaitis, Chaitanya Ahuja, and Louis-Philippe Morency. 2018. Multimodal machine learning: A survey and taxonomy. *IEEE Transactions on Pattern Analysis and Machine Intelligence* 41, 2 (2018), 423–443.
- [2] Oren Barkan, Noam Koenigstein, Eylon Yogev, and Ori Katz. 2019. CB2CF: a neural multiview content-to-collaborative filtering model for completely cold item recommendations. In *Proceedings of the 13th ACM Conference on Recommender Systems*. 228–236.
- [3] Koby Bibas and Meir Feder. 2021. Distribution Free Uncertainty for the Minimum Norm Solution of Over-parameterized Linear Regression. *arXiv preprint arXiv:2102.07181* (2021).
- [4] Koby Bibas, Meir Feder, and Tal Hassner. 2021. Single Layer Predictive Normalized Maximum Likelihood for Out-of-Distribution Detection. *Advances in Neural Information Processing Systems* 34 (2021).
- [5] Koby Bibas, Yaniv Fogel, and Meir Feder. 2019. Deep pNML: Predictive normalized maximum likelihood for deep neural networks. *arXiv preprint arXiv:1904.12286* (2019).
- [6] Koby Bibas, Gili Weiss-Dicker, Dana Cohen, Noa Cahan, and Hayit Greenspan. 2021. Learning rotation invariant features for cryogenic electron microscopy image reconstruction. In *2021 IEEE 18th International Symposium on Biomedical Imaging (ISBI)*. 563–566.
- [7] Daniel Billsus and Michael J. Pazzani. 1998. Learning Collaborative Information Filters. In *Proceedings of the Fifteenth International Conference on Machine Learning*. 46–54.
- [8] Víctor Campos, Brendan Jou, and Xavier Giró i Nieto. 2017. From pixels to sentiment: Fine-tuning CNNs for visual sentiment prediction. *ArXiv abs/1604.03489* (2017).
- [9] Rich Caruana. 1997. Multitask Learning. *Machine Learning* 28, 1 (1997), 41–75.
- [10] Olivier Chapelle, Bernhard Scholkopf, and Alexander Zien. 2009. Semi-supervised learning. *IEEE Transactions on Neural Networks* 20, 3 (2009), 542–542.
- [11] Zhao Chen, Vijay Badrinarayanan, Chen-Yu Lee, and Andrew Rabinovich. 2018. GradNorm: Gradient normalization for adaptive loss balancing in deep multitask networks. In *International Conference on Machine Learning*. PMLR, 794–803.
- [12] Chiho Choi, Ayan Sinha, Joon Hee Choi, Sujin Jang, and Karthik Ramani. 2015. A collaborative filtering approach to real-time hand pose estimation. In *Proceedings of the IEEE International Conference on Computer Vision*. 2336–2344.
- [13] Kostadin Dabov, Alessandro Foi, Vladimir Katkovnik, and Karen Egiazarian. 2007. Image denoising by sparse 3-D transform-domain collaborative filtering. *IEEE Transactions on Image Processing* 16, 8 (2007), 2080–2095.
- [14] Jia Deng, Wei Dong, Richard Socher, Li-Jia Li, Kai Li, and Li Fei-Fei. 2009. ImageNet: A Large-Scale Hierarchical Image Database. In *2009 IEEE Conference on Computer Vision and Pattern Recognition (CVPR)*.
- [15] Sagi Eden, Amit Livne, Oren Sar Shalom, Bracha Shapira, and Dietmar Jannach. 2022. Investigating the Value of Subtitles for Improved Movie Recommendations. In *Proceedings of the 30th ACM Conference on User Modeling, Adaptation and Personalization*. 99–109.
- [16] Yarín Gal and Zoubin Ghahramani. 2016. Dropout as a Bayesian Approximation: Representing Model Uncertainty in Deep Learning. In *international Conference on Machine Learning*. 1050–1059.
- [17] Jianping Gou, Baosheng Yu, Stephen J Maybank, and Dacheng Tao. 2021. Knowledge distillation: A survey. *International Journal of Computer Vision* 129, 6 (2021), 1789–1819.
- [18] Michelle Guo, Albert Haque, De-An Huang, Serena Yeung, and Li Fei-Fei. 2018. Dynamic task prioritization for multitask learning. In *Proceedings of the European Conference on Computer Vision (ECCV)*. 270–287.
- [19] F Maxwell Harper and Joseph A Konstan. 2015. The MovieLens datasets: History and context. *ACM Transactions on Interactive Intelligent Systems (TIS)* 5, 4 (2015), 1–19.
- [20] Kaiming He, Xiangyu Zhang, Shaoqing Ren, and Jian Sun. 2016. Deep residual learning for image recognition. In *Proceedings of the IEEE Conference on Computer Vision and Pattern Recognition*. 770–778.
- [21] Ruining He and Julian McAuley. 2016. VBPR: Visual Bayesian Personalized Ranking from Implicit Feedback. In *Proceedings of the AAAI Conference on Artificial Intelligence*, Vol. 30.
- [22] Balázs Hidasi, Alexandros Karatzoglou, Oren Sar Shalom, Sander Dieleman, Bracha Shapira, and Domonkos Tikk. 2017. DLRS 2017: Second Workshop on Deep Learning for Recommender Systems. In *Proceedings of the Eleventh ACM Conference on Recommender Systems*. 370–371.
- [23] Raphael Hoffmann, Congle Zhang, Xiao Ling, Luke Zettlemoyer, and Daniel S Weld. 2011. Knowledge-based weak supervision for information extraction of overlapping relations. In *Proceedings of the 49th Annual Meeting of the Association for Computational Linguistics: Human Language Technologies*. 541–550.
- [24] Mohammad Hossin and Md Nasir Sulaiman. 2015. A review on evaluation metrics for data classification evaluations. *International Journal of Data Mining & Knowledge Management Process* 5, 2 (2015), 1.
- [25] Andrew G Howard, Menglong Zhu, Bo Chen, Dmitry Kalenichenko, Weijun Wang, Tobias Weyand, Marco Andreetto, and Hartwig Adam. 2017. Mobilenets: Efficient convolutional neural networks for mobile vision applications. *arXiv preprint arXiv:1704.04861* (2017).
- [26] Yifan Hu, Yehuda Koren, and Chris Volinsky. 2008. Collaborative filtering for implicit feedback datasets. In *2008 Eighth IEEE International Conference on Data Mining*. 263–272.
- [27] Dotan Kaufman, Koby Bibas, Eran Borenstein, Michael Chertok, and Tal Hassner. 2019. Balancing specialization, generalization, and compression for detection and tracking. *arXiv preprint arXiv:1909.11348* (2019).
- [28] Alex Kendall, Yarín Gal, and Roberto Cipolla. 2018. Multi-task learning using uncertainty to weigh losses for scene geometry and semantics. In *Proceedings of the IEEE Conference on Computer Vision and Pattern Recognition*. 7482–7491.
- [29] Prannay Khosla, Piotr Teterwak, Chen Wang, Aaron Sarna, Yonglong Tian, Phillip Isola, Aaron Maschinot, Ce Liu, and Dilip Krishnan. 2020. Supervised contrastive learning. *arXiv preprint arXiv:2004.11362* (2020).
- [30] Yehuda Koren, Robert Bell, and Chris Volinsky. 2009. Matrix factorization techniques for recommender systems. *Computer* 42, 8 (2009), 30–37.
- [31] Alex Krizhevsky, Ilya Sutskever, and Geoffrey E Hinton. 2012. ImageNet classification with deep convolutional neural networks. *Advances in Neural Information Processing Systems* 25 (2012), 1097–1105.
- [32] Zechao Li and Jinhui Tang. 2016. Weakly supervised deep matrix factorization for social image understanding. *IEEE Transactions on Image Processing* 26, 1 (2016), 276–288.
- [33] Zechao Li, Jinhui Tang, and Tao Mei. 2018. Deep collaborative embedding for social image understanding. *IEEE Transactions on Pattern Analysis and Machine Intelligence* 41, 9 (2018), 2070–2083.
- [34] Dawen Liang, Rahul G Krishnan, Matthew D Hoffman, and Tony Jebara. 2018. Variational autoencoders for collaborative filtering. In *Proceedings of the 2018 World Wide Web Conference*. 689–698.
- [35] Jianran Liu, Shiping Wang, and Wenyuan Yang. 2019. Sparse autoencoder for social image understanding. *Neurocomputing* 369 (2019), 122–133.
- [36] Linyuan Lü, Matúš Medo, Chi Ho Yeung, Yi-Cheng Zhang, Zi-Ke Zhang, and Tao Zhou. 2012. Recommender systems. *Physics Reports* 519, 1 (2012), 1–49.
- [37] Hao Ma, Jianke Zhu, Michael Rung-Tsong Lyu, and Irwin King. 2010. Bridging the semantic gap between image contents and tags. *IEEE Transactions on Multimedia* 12, 5 (2010), 462–473.
- [38] Julian McAuley, Christopher Targett, Qinfeng Shi, and Anton Van Den Hengel. 2015. Image-based recommendations on styles and substitutes. In *Proceedings of the 38th International ACM SIGIR Conference on Research and Development in Information Retrieval*. 43–52.
- [39] Yuanxin Ouyang, Wenqi Liu, Wenge Rong, and Zhang Xiong. 2014. Autoencoder-based collaborative filtering. In *International Conference on Neural Information Processing*. Springer, 284–291.
- [40] Laurence Park. 2011. Bootstrap confidence intervals for mean average precision. In *Proceedings of the 4th Applied Statistics Education and Research Collaboration (ASEARC)*.
- [41] Ofir Press and Lior Wolf. 2016. Using the output embedding to improve language models. *arXiv preprint arXiv:1608.05859* (2016).
- [42] Ilija Radosavovic, Raj Prateek Kosaraju, Ross Girshick, Kaiming He, and Piotr Dollár. 2020. Designing network design spaces. In *Proceedings of the IEEE/CVF Conference on Computer Vision and Pattern Recognition*. 10428–10436.
- [43] Dhanesh Ramchandram and Graham W Taylor. 2017. Deep multimodal learning: A survey on recent advances and trends. *IEEE Signal Processing Magazine* 34, 6 (2017), 96–108.
- [44] Steffen Rendle, Christoph Freudenthaler, Zeno Gantner, and Lars Schmidt-Thieme. 2009. BPR: Bayesian personalized ranking from implicit feedback. In *Proceedings of the Twenty-Fifth Conference on Uncertainty in Artificial Intelligence*. 452–461.
- [45] Steffen Rendle, Walid Krichene, Li Zhang, and John Anderson. 2020. Neural Collaborative Filtering vs. Matrix Factorization Revisited. In *Proceedings of the Fourteenth ACM Conference on Recommender Systems*. 240–248.
- [46] Yehezkel S Resheff, Yanai Elazar, Moni Shahar, and Oren Sar Shalom. 2018. Privacy and fairness in recommender systems via adversarial training of user representations. *arXiv preprint arXiv:1807.03521* (2018).
- [47] Paul Resnick, Neophytos Iacovou, Mitesh Suchak, Peter Bergstrom, and John Riedl. 1994. GroupLens: An Open Architecture for Collaborative Filtering of Netnews. In *Proceedings of the 1994 ACM Conference on Computer Supported Cooperative Work*. 175–186.
- [48] Jerome Revaud, Jon Almazán, Rafael S Rezende, and Cesar Roberto de Souza. 2019. Learning with average precision: Training image retrieval with a listwise loss. In *Proceedings of the IEEE/CVF International Conference on Computer Vision*. 5107–5116.
- [49] U Ruby and V Yendapalli. 2020. Binary cross entropy with deep learning technique for image classification. *International Journal of Advanced Trends in Computer Science and Engineering* 9, 10 (2020).
- [50] Faustino Sanchez, Marta Barrilero, Silvia Uribe, Federico Alvarez, Agustin Tena, and Jose Manuel Menendez. 2012. Social and content hybrid image recommender system for mobile social networks. *Mobile Networks and Applications* 17, 6 (2012), 782–795.
- [51] Jitao Sang, Changsheng Xu, and Jing Liu. 2012. User-aware image tag refinement via ternary semantic analysis. *IEEE Transactions on Multimedia* 14, 3 (2012),

- 883–895.
- [52] Oren Sar Shalom, Shlomo Berkovsky, Royi Ronen, Elad Ziklik, and Amir Amihod. 2015. Data quality matters in recommender systems. In *Proceedings of the 9th ACM Conference on Recommender Systems*. 257–260.
- [53] Chandramouli Shama Sastry and Sageev Oore. 2020. Detecting out-of-distribution examples with gram matrices. In *International Conference on Machine Learning*. PMLR, 8491–8501.
- [54] Florian Schroff, Dmitry Kalenichenko, and James Philbin. 2015. Facenet: A unified embedding for face recognition and clustering. In *Proceedings of the IEEE Conference on Computer Vision and Pattern Recognition*. 815–823.
- [55] Oren Sar Shalom, Guy Uziel, and Amir Kantor. 2019. A generative model for review-based recommendations. In *Proceedings of the 13th ACM Conference on Recommender Systems*. 353–357.
- [56] Börkur Sigurbjörnsson and Roelof Van Zwol. 2008. Flickr tag recommendation based on collective knowledge. In *Proceedings of the 17th International Conference on World Wide Web*. 327–336.
- [57] Karen Simonyan and Andrew Zisserman. 2015. Very Deep Convolutional Networks for Large-Scale Image Recognition. In *3rd International Conference on Learning Representations, ICLR 2015*.
- [58] Christian Szegedy, Wei Liu, Yangqing Jia, Pierre Sermanet, Scott Reed, Dragomir Anguelov, Dumitru Erhan, Vincent Vanhoucke, and Andrew Rabinovich. 2015. Going deeper with convolutions. In *2015 IEEE Conference on Computer Vision and Pattern Recognition (CVPR)*. 1–9.
- [59] Edna Chebet Too, Li Yujian, Sam Njuki, and Li Yingchun. 2019. A comparative study of fine-tuning deep learning models for plant disease identification. *Comput. Electron. Agric.* 161 (2019), 272–279.
- [60] Eric W Weisstein. 2001. Student's t-Distribution. <https://mathworld.wolfram.com/> (2001).
- [61] Chaoyang Xu, Yuanfei Dai, Renjie Lin, and Shiping Wang. 2019. Stacked auto-encoder based weak supervision for social image understanding. *IEEE Access* 7 (2019), 21777–21786.
- [62] Jun Xu and Hang Li. 2007. AdaRank: a boosting algorithm for information retrieval. In *Proceedings of the 30th Annual International ACM SIGIR Conference on Research and Development in Information Retrieval*. 391–398.
- [63] Shengxin Zha, Florian Luisier, Walter Andrews, Nitish Srivastava, and Ruslan Salakhutdinov. 2015. Exploiting Image-trained CNN Architectures for Unconstrained Video Classification. In *26th British Machine Vision Conference (BMVC'15)*.
- [64] Yu Zhang and Qiang Yang. 2017. An overview of multi-task learning. *National Science Review* 5, 1 (2017), 30–43.
- [65] Changtao Zhong, Dmytro Karamshuk, and Nishanth Sastry. 2015. Predicting pinterest: Automating a distributed human computation. In *Proceedings of the 24th International Conference on World Wide Web*. 1417–1426.
- [66] Kaiyang Zhou, Ziwei Liu, Yu Qiao, Tao Xiang, and Chen Change Loy. 2021. Domain generalization: A survey. *arXiv preprint arXiv:2103.02503* (2021).