

GLCC: A General Framework for Graph-level Clustering

Wei Ju^{1,*}, Yiyang Gu^{1,*}, Binqi Chen², Gongbo Sun³, Yifang Qin²,
Xingyuming Liu², Xiao Luo⁴, Ming Zhang¹

¹School of Computer Science, Peking University, China

²School of EECS, Peking University, China

³Beijing National Day School, China

⁴Department of Computer Science, University of California Los Angeles, USA

{juwei, yiyanggu, qinyifang, liuxym, mzhang_cs}@pku.edu.cn,

cbq@stu.pku.edu.cn, tommymy2809@163.com, xiaoluo@cs.ucla.edu

Abstract

This paper studies the problem of graph-level clustering, which is a novel yet challenging task. This problem is critical in a variety of real-world applications such as protein clustering and genome analysis in bioinformatics. Recent years have witnessed the success of deep clustering coupled with graph neural networks (GNNs). However, existing methods focus on clustering among nodes given a single graph, while exploring clustering on multiple graphs is still under-explored. In this paper, we propose a general graph-level clustering framework named Graph-Level Contrastive Clustering (GLCC) given multiple graphs. Specifically, GLCC first constructs an adaptive affinity graph to explore instance- and cluster-level contrastive learning (CL). Instance-level CL leverages graph Laplacian based contrastive loss to learn clustering-friendly representations while cluster-level CL captures discriminative cluster representations incorporating neighbor information of each sample. Moreover, we utilize neighbor-aware pseudo-labels to reward the optimization of representation learning. The two steps can be alternatively trained to collaborate and benefit each other. Experiments on a range of well-known datasets demonstrate the superiority of our proposed GLCC over competitive baselines.

Introduction

Clustering is a fundamental problem in graph machine learning, which has been widely studied for decades. It aims at partitioning similar samples into the same group and dissimilar samples into different groups. The clusters of samples provide a global insight of the whole dataset, which has various downstream applications, including anomaly detection (Sheng et al. 2019), domain adaptation (Tang, Chen, and Jia 2020), community detection (Liu et al. 2020) and representation learning (Xu et al. 2021).

Over the past decades, traditional methods such as spectral clustering (Ng, Jordan, and Weiss 2001) and subspace clustering (Vidal 2011) have played a dominant role. However, the separation of representation learning and clustering unavoidably leads to sub-optimal solutions. Due to the strong representation learning capability of deep learning, deep clustering approaches (Caron et al. 2018; Mukherjee et al. 2019; Li et al. 2021; Zhong et al. 2021; de Mello,

Assunção, and Murai 2022) have recently achieved state-of-the-art performance. The crucial characteristic of deep clustering is to learn clustering-friendly representations without manual feature extraction via deep neural networks in an end-to-end fashion. Representative method DeepCluster (Caron et al. 2018) iteratively groups the features with k-means and uses the cluster assignments as supervision to update the deep neural networks. With deep clustering, representation learning and clustering can be optimized in a joint way to learn clustering-friendly representations.

With the advancement of graph neural networks (GNNs) in achieving unprecedented success for graph-related tasks, one promising direction to leverage GNNs is graph clustering (Bo et al. 2020; Cheng et al. 2021; Peng et al. 2021; Zhao et al. 2021; Pan and Kang 2021; Liu et al. 2022). The basic idea of graph clustering methods is to train GNNs for learning effective cluster assignments to divide nodes into different groups without human annotations. Specifically, SDCN (Bo et al. 2020) firstly integrates the structural information into deep clustering combined with autoencoder and GCN. To avoid representation collapse caused by over-smoothing in GCN, DCRN (Liu et al. 2022) proposes a self-supervised deep graph clustering method by reducing information correlation in a dual manner.

Although existing graph clustering approaches have achieved encouraging performance, they all focus on studying clustering among nodes given a single graph. In other words, they are tailored to node-level clustering. Nevertheless, to the best of our knowledge, clustering on multiple graphs (also called graph-level clustering) remains largely unexplored, and has a variety of real-world applications. For example, protein clustering is a significant topic in bioinformatics, which is used to construct meaningful and stable groups of similar proteins to be used for analysis and functional annotation (Zaslavsky et al. 2016). Moreover, graph-level clustering is a crucial yet challenging task, unlike node-level clustering where we can derive extra supervision for each node from their neighbors via propagation, graphs are individual instances isolated from each other and thus we cannot directly aggregate information from other graphs. As such, we are looking for an approach tailored to graph-level clustering that can well learn clustering-friendly represen-

*Equal contribution with an alphabetical order.

tations, and meanwhile capture discriminative clustering information from neighboring graphs.

Towards this end, this work proposes a general framework called Graph-Level Contrastive Clustering (GLCC) on multiple graphs. The key idea of GLCC is to exploit the multi-granularity information to provide a global characterization of graph instances. To achieve this goal effectively, GLCC first constructs an adaptive affinity graph to incorporate neighbor knowledge, we then introduce two-level contrastive learning (CL) based on the affinity graph, i.e., an instance-level CL and a cluster-level CL, respectively. On the one hand, instance-level CL leverages graph Laplacian based contrastive loss to learn clustering-friendly representations for effective cluster assignments. On the other hand, cluster-level CL incorporates neighbor information of each sample to capture compact cluster representations to achieve cluster-level consistency. Furthermore, neighbor-aware pseudo-labels are generated to feed back the training of representation learning, so that the clustering and representation learning can be alternatively optimized to cooperatively supervise and mutually enhance each other. By incorporating this multi-granularity information, our experiments show that it can largely improve the existing state-of-the-art approaches on multiple real-life datasets. To summarize, the main contributions of this work are as follows:

- **General Aspects:** Different from existing works in studying clustering among nodes given a single graph, we explore graph-level clustering on multiple graphs which is under-explored in graph machine learning.
- **Novel Methodologies:** We propose a general framework to explore instance- and cluster-level contrastive learning based on the affinity graph. Instance-level CL aims to learn clustering-friendly representations, while cluster-level CL captures discriminative cluster representations.
- **Multifaceted Experiments:** We conduct comprehensive experiments on various well-known datasets to demonstrate the effectiveness of the proposed approach.

Related Work

Graph Neural Networks. GNNs are originally introduced by (Gori, Monfardini, and Scarselli 2005) and are a typical class of deep neural networks that combine the topological structure and associated features of a graph, thus possessing the powerful capability to process graph-structured data. The basic idea is to learn the low-dimensional graph representations through a recursive neighborhood aggregation scheme (Kipf and Welling 2017; Gilmer et al. 2017; Xu et al. 2019). The derived graph representations can be used to serve various downstream tasks, such as node classification (Kipf and Welling 2017), graph classification (Ying et al. 2018), and graph clustering (Caron et al. 2018).

Deep Clustering. Our work is related to deep clustering, which has achieved impressive performance, benefiting from the breakthroughs in deep learning. There has been a surge of interest in employing deep neural networks to enhance clustering, which can be divided into two main categories: (i) reconstruction based methods, and (ii)

self-augmentation based methods. For the first category, it aims to leverage the auto-encoder (Rumelhart, Hinton, and Williams 1985) paradigm to impose desired constraints on feature learning in the latent space. For example, Deep Embedded Clustering (DEC) (Xie, Girshick, and Farhadi 2016) simultaneously learns feature representations and cluster assignments by minimizing the Kullback-Leibler divergence. IDEC (Guo et al. 2017) improves the clustering by preserving the local structure of data generating distribution. For the second category, the underlying concept is training the networks to achieve the consistency between original samples and their augmented samples. For instance, IIC (Ji, Henriques, and Vedaldi 2019) maximizes the mutual information of paired dataset samples to keep a consistent assignment probability. However, these methods are not tailored to graph-level clustering, and show an inability to process complex data structures, such as graph domains.

Graph Clustering. Another category of related work is graph clustering. Benefiting from the strong capability of GNNs in incorporating both node attributes and graph structures, GNNs have emerged as a powerful approach for graph clustering, which aims to reveal the underlying graph structure and divides the nodes into several disjoint groups. Similarly, most existing graph clustering approaches (Wang et al. 2017, 2019; Pan et al. 2019; Fan et al. 2020; Bo et al. 2020) also follow the framework of auto-encoder, in which the graph auto-encoder (GAE) and the variational graph auto-encoder (VGAE) are used to learn the graph-structured data. For example, DAEGC (Wang et al. 2019) utilizes an attention network to capture the importance of the neighboring nodes, and further encodes the topological structures and node contents to a compact representation based on GAE. The adversarially regularized graph autoencoder (ARGA) (Pan et al. 2019) enhances the clustering via introducing an adversarial learning scheme to learn the graph embedding. Compared with existing methods for node-level clustering, our work goes further and studies an under-explored yet important graph-level clustering.

Problem Definition & Preliminary

Definition: Graph-level Clustering. A graph is denoted as a topological graph $G = (\mathcal{V}, \mathcal{E}, \mathbf{X})$, where \mathcal{V} is the set of nodes, \mathcal{E} is the set of edges. We use $\mathbf{X} \in \mathbb{R}^{|\mathcal{V}| \times d}$ denotes the node feature matrix, where d is the dimension of features. Let $\mathcal{G} = \{G_1, \dots, G_N\}$ denote a set of unlabeled graphs from K different categories. The goal of graph-level clustering is to separate these graphs into K different clusters such that the graphs with the same semantic labels can be grouped into the same cluster.

Graph Neural Networks

We build upon graph neural networks (GNNs) to learn effective graph-level representations. GNNs are powerful architectures by iteratively aggregating over local node neighborhoods via message-passing mechanism (Gilmer et al. 2017). Formally, at l -th layer of GNNs, the representation of node

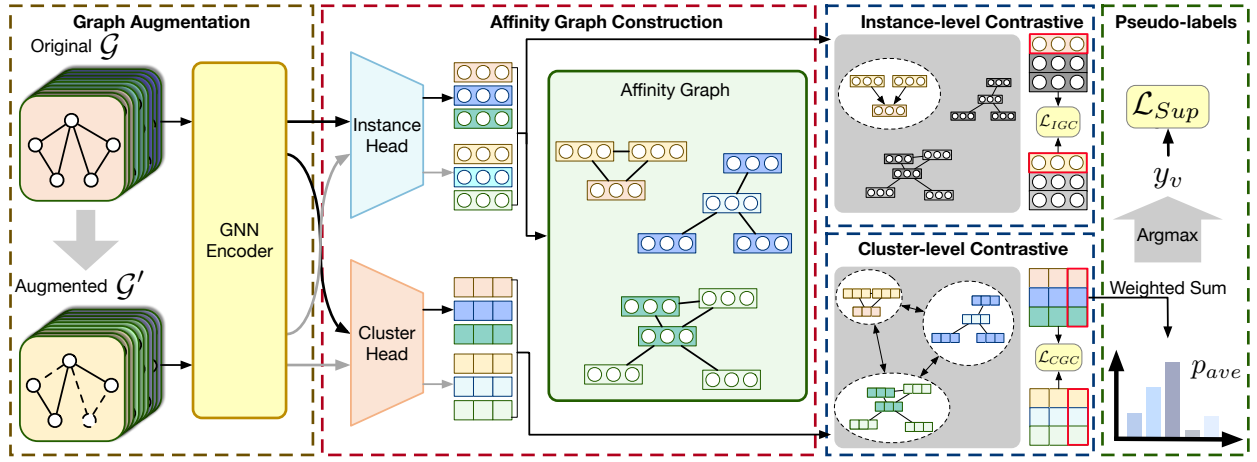


Figure 1: Illustration of the proposed framework GLCC.

v is updated as follows:

$$h_v^{(l)} = \mathcal{U}^{(l)} \left(h_v^{(l-1)}, \mathcal{A}^{(l)} \left(\left\{ h_u^{(l-1)} \right\}_{u \in \mathcal{N}(v)} \right) \right), \quad (1)$$

where $\mathcal{N}(v)$ are neighbors to node v , \mathcal{U} and \mathcal{A} denote the updating and aggregation functions. After L layers of iteration, we combine all node representations to generate the whole graph representation h_G :

$$h_G = \text{READOUT}(\{h_v^L : v \in \mathcal{V}\}), \quad (2)$$

where READOUT function can be achieved by directly using average, sum, or some adaptive pooling function.

Methodology

Overview

This paper proposes a general framework GLCC for graph-level clustering as shown in Figure 1. At a high level, GLCC aims to leverage the multi-granularity information to provide a global characterization of graph instances for effective clustering. Specifically, GLCC first constructs an adaptive affinity graph to link semantically similar samples, and then introduces two-level contrastive learning based on the affinity graph. On the one hand, GLCC conducts contrastive learning coupled with graph Laplacian to learn clustering-friendly representations from the instance-level view. On the other hand, GLCC encourages the consistency between a sample and its neighbors to capture compact cluster representations from the cluster-level view. Moreover, predicted neighbor-aware pseudo-labels are used to optimize the representation learning process instead. The two steps can be alternatively trained to collaborate with each other.

Adaptive Affinity Graph Construction

A fundamental perception is that similar graphs will tend to involve similar properties. For example, in the biochemistry domain, hexane and heptane that share the same functional groups are prone to exhibit similar boiling points and water solubility, thus easily assigned to the same cluster group.

Also, the relationship among graphs changes across properties, showing different clustering attributions. Naturally, how to capture the relationship between different graphs is a key factor affecting the clustering performance.

As such, we further propose an adaptive affinity graph learning module to capture the relationship among different graphs, such that the cluster information can be efficiently propagated between similar graphs to incorporate prior neighbor knowledge.

Formally, we construct an affinity graph $G_A = (\mathcal{V}_G, \mathcal{E}_G)$, which is an undirected graph consisting of N graphs. Denote $\mathcal{V}_G = \{v_{G_1}, \dots, v_{G_N}\}$ the set of nodes, and \mathcal{E} the set of edges represented by the adjacency matrix $A^{(t)}$ such that:

$$A_{ij} = \begin{cases} e^{h_{G_i} \cdot h_{G_j} / \tau}, & \text{if } h_{G_j} \in \mathcal{N}^k(h_{G_i}) \\ 0, & \text{otherwise} \end{cases} \quad (3)$$

where $i, j = 1, \dots, N$, and τ is a temperature parameter. The \cdot symbol denotes the inner product. $\mathcal{N}^k(z)$ are k neighbors to the node representation z . Therein, the edge weight is defined as the similarity between two neighbor nodes.

In this way, the adaptive affinity graph can be progressively updated as the learning process, such that the connecting graphs have similar properties and thus provide richer prior knowledge for clustering. Moreover, the inclusion of the affinity graph overcomes the deficiency of the independence of multiple graphs, and each sample can aggregate and derive extra supervision signals from neighboring graphs, better serving the downstream clustering task.

Instance-level Graph Contrastive

There is a key observation that the rows of the feature matrix (i.e., instance representations of graphs) could be interpreted as the clustering assignment probabilities when representation is projected into a K -dimensional embedding. Therefore, an effective representation is beneficial to the clustering process. In view of this, motivated by the prominent success of contrastive learning, which possesses the powerful capability of learning discriminative representations from data

themselves, we resort to this technique for better representation learning. The basic idea of contrastive learning is to transform the data to generate two augmented views, and compare pairs of instance representations to push away representations from different samples while pulling together those from transformations of the same sample.

To better draw together intra-cluster sample pairs and avoid false negative samples in contrastive learning, we propose a novel graph Laplacian based contrastive learning coupled with our adaptive affinity graph.

Technically, let D denote the diagonal degree matrix of the adjacency matrix A of the affinity graph, in which d_i represents the degree of node v_{G_i} , then the normalized symmetric graph Laplacian of G_A can be defined as:

$$L = I - D^{-\frac{1}{2}} A D^{-\frac{1}{2}}, \quad (4)$$

where $L_{ij} = -\frac{A_{ij}}{\sqrt{d_i d_j}}, i \neq j$.

Given N original features $\mathbf{H} = \{h_1, \dots, h_N\}$ derived from GNNs followed by a instance head (i.e., multi-layer perceptron, MLP), and the augmented features $\mathbf{H}' = \{h'_1, \dots, h'_N\}$ by randomly selecting one of the four graph augmentations in (You et al. 2020), we expect that the original node and the augmented neighbor node that are adjacent on the affinity graph should be pulled closer, while non-adjacent nodes should be pushed away. In other words, h_i should be close to h'_j if $A_{ij} > 0$ while h_i should be far away from h'_j if $A_{ij} = 0$. Assume that the dataset can be grouped into several clusters, and we aim to increase the similarities of intra-cluster and decrease those of inter-cluster.

Formally, we can define

$$\mathcal{S}_{intra} = \sum_{L_{ij} < 0} -L_{ij} S(h_i, h'_j), \mathcal{S}_{inter} = \sum_{L_{ij} = 0} S(h_i, h'_j) \quad (5)$$

as the total similarities of intra-cluster and inter-cluster respectively, where $S(h_i, h'_j)$ is defined in Eq. (3). Then, our instance-level graph contrastive loss can be defined as:

$$\mathcal{L}_{IGC} = -\frac{1}{N} \sum_{i=1}^N \log \left(\frac{\sum_{L_{ij} < 0} -L_{ij} e^{h_i \cdot h'_j / \tau}}{\sum_{L_{ij} = 0} e^{h_i \cdot h'_j / \tau}} \right). \quad (6)$$

As such, minimizing \mathcal{L}_{IGC} can achieve the goal that samples in the same cluster are more similar in some sense to each other than to those in other clusters and further improve the separableness of the whole dataset.

Cluster-level Graph Contrastive

Apart from the instance representations derived from the rows of the feature matrix, correspondingly, the columns of the feature matrix could be interpreted as the clustering representations. In other words, when we project the feature matrix into a subspace whose dimensionality of the rows equals the number of clusters, the columns can be treated as the cluster distributions over instances.

In this way, conducting contrastive learning on clustering representations can make the different cluster information well capture the inherent characteristics. Nevertheless, traditional contrastive learning at the cluster-level solely treats

graphs as individual instances, and hence fails to establish the relationship between the dimensions of the clustering representations. Inspired by this motivation, we leverage the affinity graph to satisfy that each node and its neighbors should be closer with a similar cluster assignment.

Technically, we encourage that the original node should be similar to the augmented view of the neighbor node that are adjacent on the affinity graph. Similarly, consider the projected feature matrix with a dimensionality of the cluster number K , which is derived from GNNs followed by a cluster head (i.e., MLP), then the columns of the projected feature matrix are denoted as $\mathbf{Z} = [z_1, \dots, z_K]_{N \times K}$, and accordingly the column vectors of the augmented neighbor matrix (by randomly sampling a neighbor of each node) are $\tilde{\mathbf{Z}}' = [\tilde{z}'_1, \dots, \tilde{z}'_K]_{N \times K}$, where the i -th column of the feature matrix can be seen as a representation of the i -th cluster, and the intuition is that all columns should differ from each other. Hence we can adopt the idea of contrastive learning to define our cluster-level graph contrastive loss as:

$$\mathcal{L}_{CGC} = -\frac{1}{K} \sum_{i=1}^K \log \left(\frac{e^{z_i \cdot \tilde{z}'_i / \tau}}{\sum_{j=1}^K e^{z_i \cdot \tilde{z}'_j / \tau}} \right) - H(\mathbf{Z}), \quad (7)$$

where $H(\cdot)$ is the entropy function to prevent collapsing into trivial outputs of the same cluster.

Neighbor-aware Pseudo Label

Note that although discriminative representations can lead to better cluster assignments, representation learning and clustering processes should collaborate and mutually enhance each other. Towards this end, we propose to leverage the confidence-based pseudo-labels generated by cluster assignments to optimize representation learning instead.

Actually, we find that the well-trained model is prone to make predictions with high confidence. In other words, the predicted probability distribution approaches a one-hot vector. However, experiments show that these predictions have low accuracy, making it hard to directly select the confident pseudo-labels. To that effect, we overcome these challenges by incorporating neighbor information from the affinity graph. We believe that the cluster assignments of neighbors could serve and rectify the biased pseudo-labels.

Specifically, we combine the neighbors' cluster assignments and the target sample itself p_v , and adopt the operation of weighted summation to calculate the averaged assignment distribution p_{ave} , then the hard label of the target sample y_v is assigned by the maximum value of the averaged assignment probability:

$$p_{ave} = p_v + \sum_{u \in \mathcal{N}(v)} a_{vu} \cdot p_u \quad (8)$$

$$y_v = \arg \max (p_{ave}),$$

where p_v denotes the v -th row of the projected feature matrix with the dimensionality of K , the weight a_{vu} is the normalization of the edge weight A_{vu} of the sample v and its neighbor v . Finally, top- $\lfloor rN \rfloor$ samples with the minimum entropy value of assignment distribution p_{ave} are selected as subsets to optimize representation learning, where r is the pseudo-label ratio for each dataset.

Algorithm 1: Optimization Algorithm of GLCC

Input: Training graphs $\mathcal{G} = \{G_1, \dots, G_N\}$, number of clusters K , and temperature parameter τ

Output: Cluster assignments

- 1: Initializing affinity graph A and GNN parameter θ .
 - 2: **while** not done **do**
 - 3: Sample a mini-batch from \mathcal{G} and their neighbors according to A .
 - 4: Sample one augmentation from (You et al. 2020).
 - 5: *// Step 1*
 - 6: Compute instance-level graph contrastive loss \mathcal{L}_{IGC} by Eq. (6).
 - 7: Compute cluster-level graph contrastive loss \mathcal{L}_{CGC} by Eq. (7).
 - 8: Update parameter θ by gradient descent to minimize \mathcal{L}_{GC} by Eq. (10).
 - 9: *// Step 2*
 - 10: Generate pseudo-labels by Eq. (8).
 - 11: Update parameter θ by gradient descent to optimize instance representations by Eq. (9).
 - 12: *// Refine affinity graph*
 - 13: Update A according to Eq. (3).
 - 14: **end while**
-

Once we have the pseudo-labels, we can in turn provide supervision signals for representation learning. Let $i \in I = \{1, \dots, 2\lfloor rN \rfloor\}$ be the index of $\lfloor rN \rfloor$ samples and their augmentations. Here we adopt supervised contrastive learning (Khosla et al. 2020):

$$\mathcal{L}_{Sup} = \sum_{i \in I} \frac{-1}{|Q(i)|} \sum_{j \in Q(i)} \log \frac{\exp(h_i \cdot h_j / \tau)}{\sum_{a \in A(i)} \exp(h_i \cdot h_a / \tau)}, \quad (9)$$

where $A(i) = I \setminus \{i\}$, $Q(i) = \{q \in A(i) : y_q = y_i\}$ is the set of indices of all positives distinct from i .

Training and Optimization

To effectively train our framework, we alternatively optimize the following two steps until convergence.

Step 1. We jointly optimize instance- and cluster-level contrastive learning, the overall objective can be written as:

$$\mathcal{L}_{GC} = \mathcal{L}_{IGC} + \mathcal{L}_{CGC}. \quad (10)$$

Step 2. Then we depend on the generated neighbor-aware pseudo-labels to optimize the instance representations through Eq. (9).

After each iteration, we can utilize the learned instance representations to refine the adaptive affinity graph, making it progressive to involve more abundant neighbor knowledge, which can better serve the clustering.

Computational Complexity Analysis

Suppose that N is the size of graph datasets, $|\mathcal{E}|$ is the average edge number of graphs, B is the batch size, and the complexity of GIN (Xu et al. 2019) for each graph is $O(|\mathcal{E}|)$, the complexity of computation of contrastive loss for each batch

Datasets	Category	#Class	#Graph	#Node	#Edge
DD	Molecules	2	1178	284.32	715.66
AnchorQuery-10K	Molecules	10	14774	39.80	86.69
AnchorQuery-25K	Molecules	25	30692	39.45	86.30
IMDB-B	Social Networks	2	1000	19.77	96.53
REDDIT-B	Social Networks	2	2000	429.63	497.75
REDDIT-12K	Social Networks	11	11929	391.41	456.89

Table 1: Statistics of datasets.

is $O(B(B + k))$, the complexity of the search for k neighbors is $O(N)$ with Faiss (Johnson, Douze, and Jégou 2019), an efficient similarity search library, and the complexity of computation of graph Laplacian is kN . Therefore, the total computational complexity is $O(N|\mathcal{E}|) + O(\lfloor \frac{N}{B} \rfloor B(B + k)) + O(N) + kN = O(N(|\mathcal{E}| + B + k))$.

Experiments

Experimental Setup

Datasets. We conduct extensive experiments on two kinds of datasets: biochemical molecule datasets and social network datasets. For biochemical molecule datasets, we adopt DD from TU datasets (Morris et al. 2020), and AnchorQuery collected from AnchorQuery platform¹ to test clustering performance on large cluster number. AnchorQuery platform combines the concept of anchors with multicomponent reaction (MCR) (Weber 2002; Domling, Wang, and Wang 2012) to target protein-protein interactions, which is important yet difficult in drug discovery. Every anchor-oriented library in AnchorQuery contains compounds generated from different MCR reactions. Specifically, we construct AnchorQuery-10K and AnchorQuery-25K datasets with compounds generated from 10 and 25 types of MCR reaction, respectively. The goal is to distinguish reaction types of compounds through graph-level clustering. For social network datasets, we adopt IMDB-B, REDDIT-B, and REDDIT-12K datasets from TU datasets. Dataset statistics are reported in Table 1.

Evaluation Metrics. We adopt three commonly used metrics to evaluate the clustering performance, including Normalized Mutual Information (NMI) (Strehl and Ghosh 2002), clustering Accuracy (ACC) (Li and Ding 2006) and Adjusted Rand Index (ARI) (Hubert and Arabie 1985). They test different aspects of the clustering results. NMI and ACC range in $[0, 1]$, while ARI ranges in $[-1, 1]$. The larger value reflects the better performance for all three metrics. We run experiments for five times and report the average results.

Baseline Methods. We compare our GLCC with two families of baselines: graph kernel methods and graph contrastive learning methods. The graph kernel methods include Graphlet Kernel (Shervashidze et al. 2009), Shortest Path (SP) Kernel (Borgwardt and Kriegel 2005) and Weisfeiler-Lehman (WL) Kernel (Shervashidze et al. 2011). While graph contrastive learning methods include InfoGraph (Sun et al. 2020), GraphCL (You et al. 2020), CuCo (Chu et al. 2021), JOAO (You et al. 2021), RGCL (Li et al. 2022) and SimGRACE (Xia et al. 2022). These baselines first learn

¹<http://anchorquery.csb.pitt.edu/>

Dataset	DD			AnchorQuery-10K			AnchorQuery-25K			IMDB-B			REDDIT-B			REDDIT-12K		
Metrics	NMI	ACC	ARI	NMI	ACC	ARI	NMI	ACC	ARI	NMI	ACC	ARI	NMI	ACC	ARI	NMI	ACC	ARI
Graphlet	0.004	0.579	-0.001	0.053	0.192	0.025	0.01	0.136	0.009	0.020	0.583	0.026	0.001	0.502	0.000	0.073	0.187	-0.004
SP	0.003	0.585	0.001	0.048	0.169	0.016	0.152	0.156	0.050	0.035	0.567	0.044	0.021	0.577	0.022	0.062	0.204	0.005
WL	0.006	0.586	0.002	0.033	0.162	0.010	0.159	0.163	0.068	0.023	0.53	0.003	0.089	0.576	0.021	0.092	0.189	0.044
InfoGraph	0.008	0.558	-0.006	0.072	0.238	0.036	0.178	0.181	0.061	0.041	0.538	0.005	0.016	0.508	0.000	0.045	0.205	0.003
GraphCL	0.019	0.573	-0.009	0.074	0.239	0.037	0.195	0.201	0.074	0.046	0.545	0.008	0.033	0.519	0.001	0.096	0.181	0.021
CuCo	0.012	0.562	-0.010	0.072	0.238	0.038	0.194	0.189	0.073	0.001	0.507	0.000	0.018	0.510	0.000	0.003	0.192	0.002
JOAO	0.012	0.578	-0.004	0.069	0.235	0.033	0.197	0.205	0.076	0.042	0.543	0.008	0.034	0.520	0.001	0.003	0.183	0.001
RGCL	0.014	0.565	-0.009	0.063	0.214	0.028	0.190	0.182	0.059	0.047	0.546	0.007	0.017	0.509	0.001	0.003	0.092	0.001
SimGRACE	0.001	0.589	0.003	0.068	0.226	0.031	0.189	0.186	0.074	0.049	0.559	0.007	0.024	0.513	0.001	0.062	0.210	0.005
Ours	0.024	0.607	0.023	0.076	0.247	0.043	0.209	0.228	0.083	0.081	0.665	0.106	0.092	0.676	0.087	0.105	0.226	0.058

Table 2: The clustering performance on six graph property prediction benchmarks. The best results are shown in boldface.

graph representations and then utilize K-means (MacQueen 1967) to cluster instances based on graph representations. Note that there is a lack of graph-level clustering methods for joint learning of representation learning and clustering.

Implementation Details. For a fair comparison with previous graph contrastive learning methods, we adopt Graph Isomorphism Network (GIN) (Xu et al. 2019) as the backbone for all baselines. The number of GIN layers is 3, and the hidden dimension is set to 64. The batch size is set to 64 for DD, IMDB-B, and REDDIT-B, and 256 for AnchorQuery-10K, AnchorQuery-25K, and REDDIT-12K. The temperatures in instance- and cluster-level graph contrastive losses are set to 0.1 and 1.0, respectively. For affinity graph construction, we set neighbor number $k = 5$. Pseudo-label ratio r is set to 0.1. The perturbation ratio of graph augmentation is set to 0.1. The total number of training epochs is set to 100.

Experimental Results

We report the quantitative results of our approach against competitive clustering methods in Table 2. According to the results, we make the following observations:

- Overall, our framework GLCC achieves the best performance against other graph kernel methods and graph contrastive learning methods on all six datasets. In particular, GLCC outperforms the closest competitor on IMDB-B with 8.2% and REDDIT-B with 9.9%, in terms of ACC, which demonstrates the remarkable capability of our framework for graph-level clustering.
- Kernel methods generally perform worse than graph contrastive learning methods on biomedical datasets, but the situation is reversed on social datasets. Maybe the reason is that traditional graph kernels are difficult to capture the functional groups of molecules via handcraft substructures, but excel at exploring the path information of relationship connections in social network datasets.
- The performance of graph contrastive learning methods is generally inferior to our GLCC on IMDB-B and REDDIT-B datasets, which suggests that only instance-level contrastive learning fails to learn effective representations for clustering. In other words, cluster-level contrastive learning is essential to graph-level clustering.
- For datasets of large cluster numbers, like REDDIT-12K and AnchorQuery-25K, GLCC also shows the superior-

	Correlations				IMDB-B			AnchorQuery-25K		
	IGC	CGC	AAG	NPL	NMI	ACC	ARI	NMI	ACC	ARI
M_1	✓				0.046	0.545	0.008	0.195	0.201	0.074
M_2		✓			0.059	0.631	0.071	0.191	0.206	0.069
M_3	✓	✓			0.063	0.640	0.084	0.199	0.210	0.077
M_4	✓	✓	✓		0.068	0.653	0.092	0.202	0.217	0.079
M_5	✓	✓	✓	✓	0.081	0.665	0.106	0.209	0.228	0.083

Table 3: Analysis of ablation study on IMDB-B and AnchorQuery-25K datasets. IGC, CGC, AAG and NPL correspond to Instance-level Graph Contrast, Cluster-level Graph Contrast, Adaptive Affinity Graph and Neighbor-aware Pseudo Label, respectively.

ity over all the strong baselines, which proves the robustness of our framework to various cluster numbers.

Ablation Study

We investigate the effectiveness of model components from three aspects: instance- and cluster-level contrast, adaptive affinity graph, and neighbor-aware pseudo label. The results are summarized in Table 3.

Effect of Instance- and Cluster-level Contrast. M_1 only uses instance-level graph contrast, which is equivalent to GraphCL (You et al. 2020). M_2 only utilizes cluster-level graph contrast to learn cluster assignments. While M_3 combines instance- and cluster-level contrastive learning. We can see that either absence of instance-level contrast or cluster-level contrast will damage the cluster performance, indicating that graph representation learning and clustering can promote and benefit each other.

Effect of Adaptive Affinity Graph. The difference between M_4 and M_3 lies in whether to use the adaptive affinity graph or not. It can be observed that M_4 achieves better results than M_3 on both datasets, which proves that extra neighbor information provided by the affinity graph is beneficial to learning better cluster assignments. Moreover, compact neighbors can better increase the intra-cluster information, and better serve the clustering process.

Effect of Neighbor-aware Pseudo Label. Comparing the results of M_4 and M_5 , we can draw the conclusion that the neighbor-aware pseudo-labeling mechanism is essential and can further improve the clustering accuracy by 1.0% on both datasets, which demonstrates that effective supervision sig-

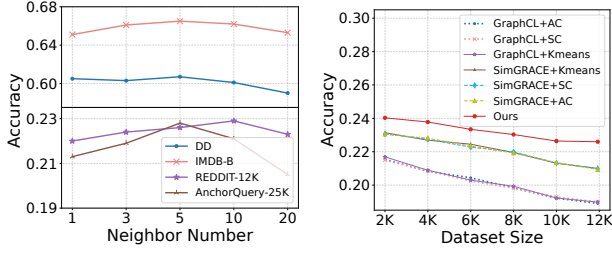


Figure 2: Performance *w.r.t.* neighbor number on four datasets and dataset size on REDDIT-12K.

nals provided by pseudo-labels via cluster assignments can in turn optimize the representation learning.

Sensitivity Analysis

Analysis of Neighbor Number. We first analyze the effect of the neighbor number k of the affinity graph on four datasets. As shown in Figure 2 (Left), the performance improves gradually when the number of neighbors increases from 1 to 5. We deem that this improvement is mainly from richer intra-cluster information provided by more neighbors, which increases intra-cluster similarity while decreasing the false-negative samples in contrastive learning. Nevertheless, the too large neighbor number could hurt the performance owing to a decrease in the probability of two samples belonging to the same category as their distance increases, which brings the noise to contrastive learning.

Effect of Cluster Sample Size. Here we sample subsets of REDDIT-12K with various sizes. Specifically, we sample subsets with sizes from 2000 to 10000, while keeping the original sample proportion among different categories. We compare our model against six competitive baselines, which are combinations of methods based on graph representation learning {GraphCL, SimGrace} and cluster algorithms {K-means, spectral clustering (SC) (Shi and Malik 2000), agglomerative clustering (AC) (Gowda and Krishna 1978)}. The results are shown in Figure 2 (Right). It can be observed that the performance of our GLCC drops more slowly than other methods with the growth of dataset size, indicating its robustness to various cluster sample sizes. Moreover, three cluster algorithms {Kmeans, SC, AC} show similar trends based on the same graph representation.

Analysis of Neighbor-aware Labeling Mechanism

To look deep into the effect of neighbor information for pseudo-label selection, we report the distribution of entropy (left) and accuracy (right) of learned cluster assignments with respect to confidence degree in Figure 3. Specifically, we consider the samples in five disjoint percentage intervals, i.e., $[0, 5)$, $[5, 10)$, $[10, 20)$, $[20, 50)$, $[50, 100)$, according to the confidence of original (neighbor-aware) assignments. $[0, 5)$ means top-5% confidence. Then we compute the averaged entropy and assignment accuracy of each group. As we can see, the averaged entropy of original assignments is less than 0.5, which means the original assignments pro-

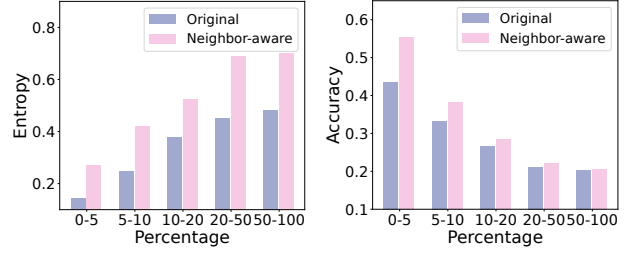


Figure 3: Analysis of neighbor-aware labeling mechanism on AnchorQuery-25K.

Dataset	Aug	ND	EP	SG	AM	Random Selection			
	Ratio	0.1				0.05	0.1	0.2	0.4
DD	GraphCL	0.562	0.563	<u>0.579</u>	0.571	0.562	0.573	0.571	0.559
	GLCC	0.581	0.567	<u>0.619</u>	0.592	0.611	0.607	0.602	0.595
IMDB-B	GraphCL	<u>0.545</u>	0.544	<u>0.545</u>	0.542	0.541	0.545	0.542	0.538
	GLCC	<u>0.663</u>	0.642	0.595	<u>0.662</u>	0.648	0.665	0.646	0.624
RDT-12K	GraphCL	0.183	<u>0.187</u>	0.175	0.179	0.177	0.181	0.175	0.166
	GLCC	0.220	<u>0.235</u>	0.223	<u>0.232</u>	0.222	0.226	0.219	0.198
AQ-25K	GraphCL	0.187	0.198	<u>0.203</u>	0.189	0.199	0.201	0.197	0.161
	GLCC	0.193	0.219	<u>0.234</u>	0.203	0.217	0.228	0.212	0.168

Table 4: Analysis of Graph Augmentation. ND, EP, SG, and AM correspond to node dropping, edge perturbation, sub-graph, and attribute masking, respectively.

duced by the well-trained model are close to one-hot vectors. However, their accuracy is not high, even though the model assigns a class with a probability close to one. Thus, we leverage the neighbor information from the affinity graph to relieve assignment bias. It shows that neighbor-aware assignments achieve higher accuracy compared with original assignments, at high confidence intervals, which proves the effectiveness of the neighbor-aware labeling mechanism.

Discussion on Graph Augmentation

Here we study the effect of various graph augmentation strategies and perturbation ratios on contrastive graph-level clustering. We compare our model GLCC with GraphCL (You et al. 2020) on four datasets. According to the results shown in Table 4, the following observations can be derived: (i) Graph augmentation is critical to our framework. For various datasets, different augmentation strategies exhibit pivotal effects, meanwhile the random selection of four strategies achieves stable performance across various datasets. (ii) Without collaborative learning of representation learning and clustering, GraphCL cannot obtain much performance gain from different augmentation strategies. Moreover, we find that more advanced augmentation methods, like RGCL (Li et al. 2022) based on invariant rationale learning, fail to perform well in graph-level clustering, from Table 2. (iii) The appropriate perturbation ratio can achieve optimal cluster performance. These observations provide the enlightenment that further exploration of graph augmentation strategies, based on our joint framework, may further enhance graph-level clustering.

Conclusion

In this paper, we introduce a general framework GLCC for graph-level clustering given multiple graphs, which captures multi-granularity information to provide a global characterization of graph instances. We first construct an adaptive affinity graph to link semantically similar samples, while then introducing instance- and cluster-level contrastive learning based on the affinity graph. Moreover, we predict neighbor-aware pseudo-labels to optimize the representation learning process instead. Experiments on a range of well-known benchmark datasets prove the effectiveness of the GLCC for graph-level clustering. Our future works will further extend our framework to other domains such as protein clustering and genome analysis in bioinformatics.

Acknowledgments

This paper is partially supported by grants from the National Key Research and Development Program of China with Grant No. 2018AAA0101902, and the National Natural Science Foundation of China (NSFC Grant No. 62106008 and No. 62006004).

References

- Bo, D.; Wang, X.; Shi, C.; Zhu, M.; Lu, E.; and Cui, P. 2020. Structural deep clustering network. In *WWW*.
- Borgwardt, K. M.; and Kriegel, H.-P. 2005. Shortest-path kernels on graphs. In *ICDM*.
- Caron, M.; Bojanowski, P.; Joulin, A.; and Douze, M. 2018. Deep clustering for unsupervised learning of visual features. In *ECCV*.
- Cheng, J.; Wang, Q.; Tao, Z.; Xie, D.; and Gao, Q. 2021. Multi-view attribute graph convolution networks for clustering. In *IJCAI*.
- Chu, G.; Wang, X.; Shi, C.; and Jiang, X. 2021. CuCo: Graph Representation with Curriculum Contrastive Learning. In *IJCAI*.
- de Mello, D. P.; Assunção, R. M.; and Murai, F. 2022. Top-Down Deep Clustering with Multi-Generator GANs. In *AAAI*.
- Domling, A.; Wang, W.; and Wang, K. 2012. Chemistry and biology of multicomponent reactions. *Chemical reviews*.
- Fan, S.; Wang, X.; Shi, C.; Lu, E.; Lin, K.; and Wang, B. 2020. One2multi graph autoencoder for multi-view graph clustering. In *WWW*.
- Gilmer, J.; Schoenholz, S. S.; Riley, P. F.; Vinyals, O.; and Dahl, G. E. 2017. Neural message passing for quantum chemistry. In *ICML*.
- Gori, M.; Monfardini, G.; and Scarselli, F. 2005. A new model for learning in graph domains. In *IJCNN*.
- Gowda, K. C.; and Krishna, G. 1978. Agglomerative clustering using the concept of mutual nearest neighbourhood. *Pattern recognition*.
- Guo, X.; Gao, L.; Liu, X.; and Yin, J. 2017. Improved deep embedded clustering with local structure preservation. In *IJCAI*.
- Hubert, L.; and Arabie, P. 1985. Comparing partitions. *Journal of classification*.
- Ji, X.; Henriques, J. F.; and Vedaldi, A. 2019. Invariant information clustering for unsupervised image classification and segmentation. In *ICCV*.
- Johnson, J.; Douze, M.; and Jégou, H. 2019. Billion-scale similarity search with GPUs. *TBD*.
- Khosla, P.; Teterwak, P.; Wang, C.; Sarna, A.; Tian, Y.; Isola, P.; Maschinot, A.; Liu, C.; and Krishnan, D. 2020. Supervised contrastive learning. *NeurIPS*.
- Kipf, T. N.; and Welling, M. 2017. Semi-supervised classification with graph convolutional networks. In *ICLR*.
- Li, S.; Wang, X.; Zhang, A.; Wu, Y.; He, X.; and Chua, T.-S. 2022. Let Invariant Rationale Discovery Inspire Graph Contrastive Learning. In *ICML*.
- Li, T.; and Ding, C. 2006. The relationships among various nonnegative matrix factorization methods for clustering. In *ICDM*.
- Li, Y.; Hu, P.; Liu, Z.; Peng, D.; Zhou, J. T.; and Peng, X. 2021. Contrastive clustering. In *AAAI*.
- Liu, F.; Xue, S.; Wu, J.; Zhou, C.; Hu, W.; Paris, C.; Nepal, S.; Yang, J.; and Yu, P. S. 2020. Deep learning for community detection: progress, challenges and opportunities. *arXiv preprint arXiv:2005.08225*.
- Liu, Y.; Tu, W.; Zhou, S.; Liu, X.; Song, L.; Yang, X.; and Zhu, E. 2022. Deep Graph Clustering via Dual Correlation Reduction. In *AAAI*.
- MacQueen, J. 1967. Classification and analysis of multivariate observations.
- Morris, C.; Kriege, N. M.; Bause, F.; Kersting, K.; Mutzel, P.; and Neumann, M. 2020. TUDataset: A collection of benchmark datasets for learning with graphs. *arXiv preprint arXiv:2007.08663*.
- Mukherjee, S.; Asnani, H.; Lin, E.; and Kannan, S. 2019. Clustergan: Latent space clustering in generative adversarial networks. In *AAAI*.
- Ng, A.; Jordan, M.; and Weiss, Y. 2001. On spectral clustering: Analysis and an algorithm. *NeurIPS*.
- Pan, E.; and Kang, Z. 2021. Multi-view contrastive graph clustering. *NeurIPS*.
- Pan, S.; Hu, R.; Fung, S.-f.; Long, G.; Jiang, J.; and Zhang, C. 2019. Learning graph embedding with adversarial training methods. *TCYB*.
- Peng, Z.; Liu, H.; Jia, Y.; and Hou, J. 2021. Attention-driven graph clustering network. In *ACMMM*.
- Rumelhart, D. E.; Hinton, G. E.; and Williams, R. J. 1985. Learning internal representations by error propagation. Technical report, California Univ San Diego La Jolla Inst for Cognitive Science.
- Sheng, X.-R.; Zhan, D.-C.; Lu, S.; and Jiang, Y. 2019. Multi-view anomaly detection: Neighborhood in locality matters. In *AAAI*.
- Shervashidze, N.; Schweitzer, P.; Van Leeuwen, E. J.; Mehlhorn, K.; and Borgwardt, K. M. 2011. Weisfeiler-lehman graph kernels. *JMLR*.

- Shervashidze, N.; Vishwanathan, S.; Petri, T.; Mehlhorn, K.; and Borgwardt, K. 2009. Efficient graphlet kernels for large graph comparison. In *AISTATS*.
- Shi, J.; and Malik, J. 2000. Normalized cuts and image segmentation. *TPAMI*.
- Strehl, A.; and Ghosh, J. 2002. Cluster ensembles—a knowledge reuse framework for combining multiple partitions. *JMLR*.
- Sun, F.-Y.; Hoffmann, J.; Verma, V.; and Tang, J. 2020. Info-graph: Unsupervised and semi-supervised graph-level representation learning via mutual information maximization. In *ICLR*.
- Tang, H.; Chen, K.; and Jia, K. 2020. Unsupervised domain adaptation via structurally regularized deep clustering. In *CVPR*.
- Vidal, R. 2011. Subspace clustering. *IEEE Signal Processing Magazine*.
- Wang, C.; Pan, S.; Hu, R.; Long, G.; Jiang, J.; and Zhang, C. 2019. Attributed graph clustering: A deep attentional embedding approach. *arXiv preprint arXiv:1906.06532*.
- Wang, C.; Pan, S.; Long, G.; Zhu, X.; and Jiang, J. 2017. Mgae: Marginalized graph autoencoder for graph clustering. In *CIKM*.
- Weber, L. 2002. Multi-component reactions and evolutionary chemistry. *Drug Discovery Today*.
- Xia, J.; Wu, L.; Chen, J.; Hu, B.; and Li, S. Z. 2022. SimGRACE: A Simple Framework for Graph Contrastive Learning without Data Augmentation. In *WWW*.
- Xie, J.; Girshick, R.; and Farhadi, A. 2016. Unsupervised deep embedding for clustering analysis. In *ICML*.
- Xu, K.; Hu, W.; Leskovec, J.; and Jegelka, S. 2019. How powerful are graph neural networks? In *ICLR*.
- Xu, M.; Wang, H.; Ni, B.; Guo, H.; and Tang, J. 2021. Self-supervised graph-level representation learning with local and global structure. In *ICML*.
- Ying, Z.; You, J.; Morris, C.; Ren, X.; Hamilton, W.; and Leskovec, J. 2018. Hierarchical graph representation learning with differentiable pooling. *NeurIPS*.
- You, Y.; Chen, T.; Shen, Y.; and Wang, Z. 2021. Graph Contrastive Learning Automated. In *ICML*.
- You, Y.; Chen, T.; Sui, Y.; Chen, T.; Wang, Z.; and Shen, Y. 2020. Graph contrastive learning with augmentations. *NeurIPS*.
- Zaslavsky, L.; Ciufo, S.; Fedorov, B.; and Tatusova, T. 2016. Clustering analysis of proteins from microbial genomes at multiple levels of resolution. *BMC bioinformatics*.
- Zhao, H.; Yang, X.; Wang, Z.; Yang, E.; and Deng, C. 2021. Graph Debiased Contrastive Learning with Joint Representation Clustering. In *IJCAI*.
- Zhong, H.; Wu, J.; Chen, C.; Huang, J.; Deng, M.; Nie, L.; Lin, Z.; and Hua, X.-S. 2021. Graph contrastive clustering. In *ICCV*.