

A Textless Metric for Speech-to-Speech Comparison

Laurent Besacier

Naver Labs Europe, France

laurent.besacier@naverlabs.com

Swen Ribeiro

LNE, France

swen.ribeiro@lne.fr

Olivier Galibert

LNE, France

olivier.galibert@lne.fr

Ioan Calapodescu

Naver Labs Europe, France

ioan.calapodescu@naverlabs.com

Abstract

This paper proposes a textless speech-to-speech comparison metric that allows comparing a speech hypothesis with a speech reference without falling-back to their text transcripts. We leverage recently proposed speech2unit encoders (such as HuBERT) to pseudo-transcribe the speech utterances into discrete acoustic units and propose a simple neural architecture that learns a speech-based metric which correlates well with its text-based counterpart. Such a textless metric could ultimately be interesting for speech-to-speech translation evaluation (for oral languages or languages with no reliable ASR system available).

1 Introduction

In natural language processing (NLP), matching a text hypothesis with a text reference is a common practice to evaluate systems such as natural language generation, machine translation, etc. With the rise of speech generation and end-to-end speech-to-speech (S2S) translation systems (Jia et al., 2019; Lee et al., 2022), there is a growing need for speech-to-speech comparison directly in the signal domain (Salesky et al., 2021). This paper proposes a first implementation of such "textless" metric.

More specifically, we want to develop a metric in order to compare a speech hypothesis (H) with a speech reference (R) along several axes. In this work, our main axis will be *meaning*, i.e similarity score should be high if both utterances convey same message. But other axes could be interesting in the future: eg. high similarity if H and R voices are similar (similar speaker, gender, etc.). We want our textless metric to have a strong correlation with its text-based counterpart that would be applied to the transcripts of H and R (see figure 1). We believe that such metric could be interesting for the following use cases: (a) evaluating a S2S translation

system w/o falling back on a transcription of H and R (as ASR-BLEU currently does); (b) evaluating target languages for which we cannot fall back to a transcription (>50% of languages are oral) such as Tamasheq (Boito et al., 2022) or Hokkien;¹ and (c) defining a training objective for end-to-end S2S model optimization.

This paper is structured as follows: section 2 positions our contribution in respect to previous works. Section 3 describes a naive approach that fails and supports our proposal of a learnt metric. Section 4 presents our main contribution (a learnt and textless metric) while section 5 illustrates its use through speech comparison experiments. Finally section 6 concludes this work and gives some perspectives.

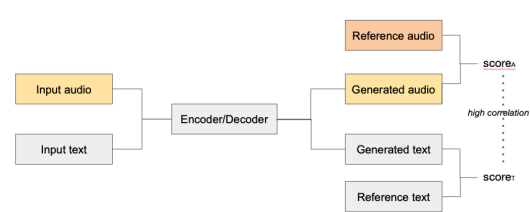


Figure 1: Our goal: a speech-based metric that correlates well with text-based metrics.

2 Background

2.1 Text-to-Text Comparison Metrics

Text-based metrics such as word error rate (WER), derived from the Levenshtein edit distance, have been used widely for string comparison in automatic speech recognition (ASR) evaluation. Metrics more specific to machine translation evaluation were also proposed such as BLEU (Papineni et al., 2002) and TER (Translation Edit Rate) (Snober et al., 2006) which go beyond simply counting insertions/deletions/substitutions. Later, ChrF

¹<https://ai.facebook.com/blog/ai-translation-hokkien/>

(character-level F-score) (Popović, 2015) was proposed to address several shortcomings of BLEU such as sensitivity to tokenization. Finally since 2020 the use of contextualized text representations was experimented for evaluation such as in BERTscore (Zhang et al., 2020).

2.2 Learnt Metrics

The common feature of metrics described in the previous paragraph is that they are unsupervised: they compare two sequences of tokens and the hope is that the obtained scores will correlate well with human judgements (manually obtained quality scores). On the other hand, learnt metrics such as BEER (Stanojević and Sima'an, 2014) and COMET (Rei et al., 2020a) are specifically trained to correlate with human judgments. Actually, COMET² is more than a single metric and should rather be seen as an open-source framework for machine translation evaluation that can be used to: (a) evaluate systems with pre-trained metrics, and (b) train and develop new metrics. We will use COMET framework as our starting point and will adapt it to speech inputs.

2.3 Speech Comparison and Textless NLP

Speech-to-speech comparison is not an unexplored territory. The first approaches for isolated word recognition from speech used Dynamic Time Warping (DTW) (Sakoe and Chiba, 1978) to measure a distance directly between two speech signals. DTW aligns two sequences of feature vectors by warping their time axes to achieve an optimal match. However, even if DTW is still used for word spotting applications, it is ill-equipped to reach our goal of measuring subtle differences in meaning between a speech hypothesis and a speech reference.

These limitations of signal-based comparison metrics such as DTW lead us to get interested by the textless NLP area (Kharitonov et al., 2022). One building block of this emerging domain is the use of Speech-to-Units (S2U) encoders that automatically discover discrete representations (or acoustic units) which can be used to encode speech into pseudo-text. Examples of such encoders are HuBERT (Hsu et al., 2021a) or Wav2Vec2.0 (Baevski et al., 2020) followed by a quantization function (using k-means algorithm for instance). Such representations were successfully used for automatic speech recognition (ASR) tasks which

shows that, whether discretized or not, they convey information related to the text message hidden in the speech signal. Therefore, our intuitive and initial attempt to build a textless metric is to use those speech2unit encoders to "transcribe" speech into a pseudo-text and then re-use well-known text-to-text comparison metrics.

3 A (Too) Naïve Approach

Our first attempt was to apply text-based translation metrics to our pseudo-transcribed (S2U) speech signals. Discrete acoustic units were generated after clustering audio features; standard machine translation metrics such as BLEU were then applied to the unit sequences obtained. We then verified if BLEU based on speech would correlate with BLEU based on text, when applied to a pair (H, R) of utterances. We applied the following experimental setup: (a) build a dictionary of k centroids, from large speech data, using k-means algorithm applied to simple cepstrum features; (b) pseudo-transcribe the pairs of speech utterances by mapping each feature vector to the nearest centroid (using l2 or cosine distance); (c) reduce consecutive repetitions of the same discrete symbol into one instance (deduplication).

With this pre-processed data, we computed speech-based metrics (and their text-based counterpart) on a subset of commonvoice4.0 english dataset³ (an ASR corpus with aligned speech and text). More precisely, we selected 20M pairs of utterances with at least one 4-gram in common (in order to have non-zero BLEU scores in our collection). Figure 2 presents a scatterplot of the text-based metric (on X axis) and speech-based metric (on Y axis) for a subset of those pairs when a vocabulary of $k=50$ acoustic units is used (more scatterplots with different values of k and a cosine metric instead of l2 can be found in Appendix A).

We first observe that our selection procedure (pairs with a least one 4-gram in common) allows to collect pairs of natural speech utterances whose vicinity (measured with BLEU score) spread over the whole range between 0 and 1. However, the naive speech-based BLEU does not correlate well with its text-based counterpart which shows that text-based metrics simply applied to discrete speech units do not work. This failure leads us to propose a new approach, in the next section, that differs from the naive one in two main points:

²<https://unbabel.github.io/COMET/>

³<https://commonvoice.mozilla.org/>

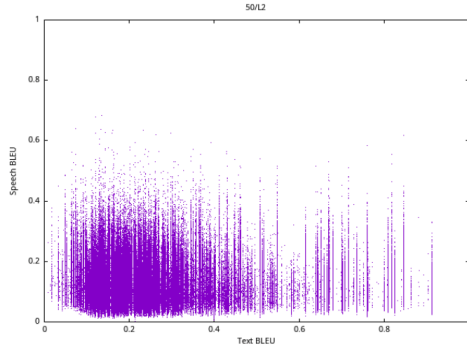


Figure 2: Scatterplots of text-BLEU (X axis) versus speech-BLEU (Y axis) for a vocabulary of 50 acoustic units and l2 distance to the centroid.

- instead of purely acoustic (cepstrum) quantized units, we use HuBERT (Hsu et al., 2021a) units that have been shown to convey more contextualized and semantic speech information,
- the simple unsupervised (such as BLEU) metrics used are replaced by learnt metrics (such as the ones proposed in COMET).

4 A Learnt Metric for Speech-to-Speech Comparison

As we have seen that text-based metrics applied to discretized acoustic speech units are not reliable, we believe that learning a metric that will capture semantic similarity between a speech hypothesis and a speech reference is the way to go. To quickly experiment with this idea, we re-used the COMET (Rei et al., 2020b) framework widely adopted in machine translation evaluation where it is trained to correlate with human judgements. We adapt COMET to our need as illustrated in figure 3: both audio H and R are pseudo-transcribed in a sequence of de-duplicated speech units (we use HuBERT (Hsu et al., 2021b) in this work). Both sequences of discrete units are then deduplicated and mapped into a sequence of characters to be encoded with a neural text encoder. Obtained \hat{H} and \hat{R} vectors are pooled and a regression layer predicts the true (text-based) score we want to approximate.

In the follow-up experiments we will use ChrF text-based metric as a target and a mean square error loss to train the model parameters. It is important to note that, as done in initial COMET framework, not only the regression layer parameters will be learnt during training but also some parameters of the text encoder (after 30% of the first epoch and

for the rest of the training).

We highlight below the main differences between initial COMET framework and its adaptation to speech-to-speech comparison:

- initial COMET uses source S , hypothesis H and reference R utterances to predict MT quality, whereas we only use H and R in this work (S is simply ignored during pooling operation),
- initial COMET predicts human judgement of MT quality whereas our learnt metric predicts a text-based score (so no human judgements are needed to train our metric),
- COMET framework proposes two different training objectives: *regression* to predict a quality score or *ranking* using a triplet loss to encode good translations closer to the reference while pushing bad translations away; we will use only *regression* in this work,
- COMET framework comes with several text encoders (XLM-Roberta (Conneau et al., 2019), BERT (Devlin et al., 2019)); we kept XLM-Roberta to encode our sequence of discrete acoustic units as we believe it should be able to capture some sequential patterns; moreover XLM-Roberta parameters are fine-tuned after 30% of first epoch.⁴

5 Experiments

5.1 Experiments on synthetic speech

We first experiment on the CVSS corpus (Jia et al., 2022) (English target part), a massively multilingual-to-English speech-to-speech translation (S2ST) corpus. All H and R are synthetic speeches from different speaker voices. They correspond to similar or (slightly) dissimilar audios as illustrated by the ChrF distribution (on our test set) displayed in figure 4 (left) obtained from their text transcripts. To obtain dissimilar audios with different voices, we enriched the original CVSS dataset using the following process applied to each English speech utterance: (a) ASR transcription using SpeechBrain toolkit (Ravanelli et al., 2021); (b) BART (Lewis et al., 2020) encoding and decoding to further add noise to the already noisy ASR

⁴Using a true speech encoder such as XLSR (Babu et al., 2021) to replace the stacking of HuBERT and XLM-Roberta is also possible but left for future work as it would require major modification of the current COMET implementation.

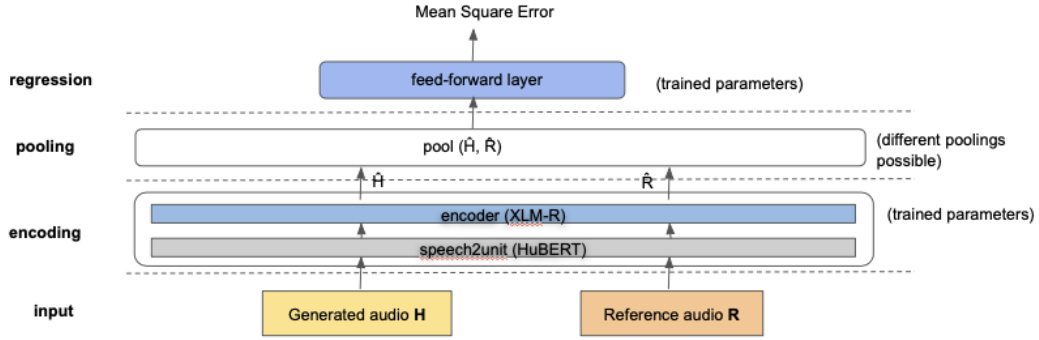


Figure 3: Adaptation of the COMET framework to our textless metric.

transcript; and (c) TTS from the noisy transcript (with a different speaker voice). We end-up with a corpus of 256,882 pairs of speech utterances (similar, slightly dissimilar or very dissimilar) with their associated transcripts splitted into train (207,364 pairs), dev (14,759 pairs) and test (14,759 pairs).

Our first experiments (made with minimal modifications of the COMET framework) are summarized in table 1 and show correlations between true ChrF from text and learnt ChrF for different experimental setups:

- different inputs (text or speech),
- different amount of training data (for the learnt metrics): using *dev* set (14.7k utterances) or using *train* set (207.4k utterances),
- different number of HuBERT acoustic units: 50 or 200,
- different number of training epochs: 5 or 10,
- correlation measured per utterance using Pearson or Spearman score.

The first line displays a topline where ChrF was learnt (using our *dev* set) with initial COMET framework and text inputs. As expected, neural architecture can learn to approximate a sequence based metric such as ChrF easily (high correlation between true and predicted ChrF scores). The remaining lines use speech *H* and *R* inputs: second line is the naive baseline presented in the previous section (ChrF is computed from sequences of HuBERT units) with poor correlation scores. Lines 3-6 display results obtained with our learnt textless metric. Overall we observe that more acoustic units (200 instead of 50) improves correlation and that adding training data (207k utterances instead of 14.7k utterances) improves learnt metric as well.

Finally our best result on this synthetic dataset is obtained while training longer (10 epochs instead of 5).

To illustrate better what 0.779 Pearson correlation score means, figure 4 (right) displays the distribution of our learnt ChrF scores (with the best configuration corresponding to last line of table 1). We observe that both left (from text) and right (from speech) score distributions are very similar. Our speech version of COMET has learnt, from training data, to replicate the scores' distribution using audio input only.

5.2 Preliminary experiment on natural speech

As an additional experiment, we evaluate on natural speech. We use methodology described in section 2 (commonvoice corpus) where *H* and *R* are natural speech utterances most of the time from different speakers. Our target score is again the ChrF metric obtained from text. Figure 5 displays the ChrF distribution (on a log-scale) using this large natural speech dataset. We end-up with a corpus of almost 19M pairs of speech utterances with their associated transcripts splitted into train (18M pairs), dev (100k pairs) and test (692k pairs).

After extracting HuBERT-200 acoustic units for the full speech collection, we train our textless ChrF on the *train* set of 18M pairs of speech utterances (for 1 epoch) and evaluate on our *dev* (100k pairs for which ChrF is known). Training loss is displayed on figure 7 in Appendix B. We obtain very good correlations coefficients on the dev set: $\rho(Pearson) = 0.99$ and $\rho(Spearman) = 0.88$. This demonstrates that our approach, when learnt on enough pairs of natural speech, can be used to train a similarity metric (such as ChrF) between two audio speech samples. The high correlation coefficients (actually higher than the ones obtained on

Input	Train Data	Encoder	Epochs	Metric	ρ (Pearson)	ρ (Spearman)
Text (topline)	14.7k utt.	XLM-R	5	learnt chrF	0.902	0.922
Speech (baseline)	None	Hubert-50	-	naive chrF	0.431	0.386
Speech	dev (14.7k)	Hubert-50 +XLM-R	5	learnt chrF	0.542	0.480
Speech	dev (14.7k)	Hubert-200 +XLM-R	5	learnt chrF	0.595	0.567
Speech	train (207.4k)	Hubert-200 +XLM-R	5	learnt chrF	0.755	0.700
Speech	train (207.4k)	Hubert-200 +XLM-R	10	learnt chrF	0.779	0.733

Table 1: Correlations between true ChrF from text and learnt ChrF from speech (on CVSS test set) for different experimental setups.

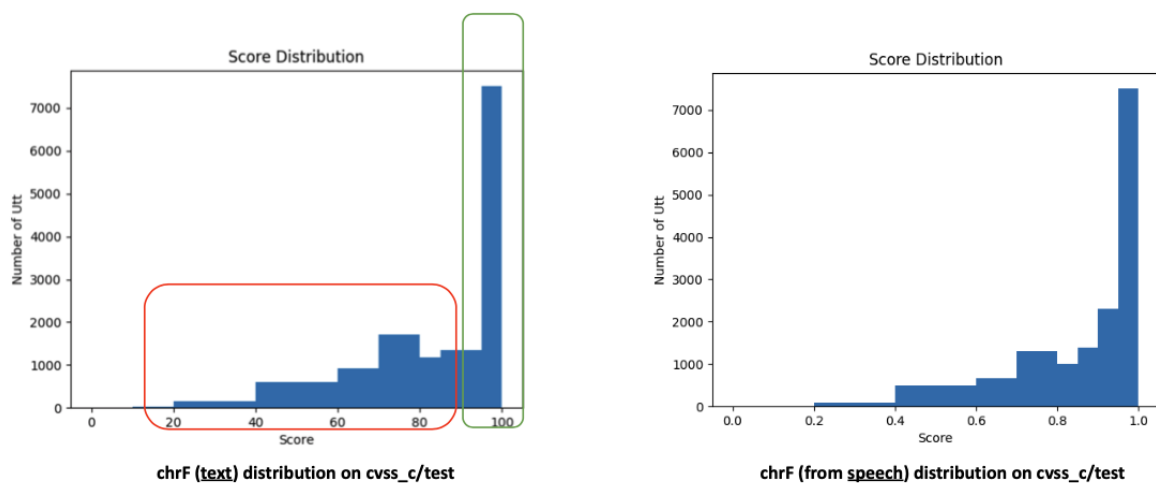


Figure 4: Distributions of ChrF scores on the test set of our prepared CVSS corpus: (left) true ChrF from text - (right) learnt ChrF from audio.

synthetic speech) can be explained by the fact that our training data is much bigger for natural speech (18M pairs) than for synthetic speech (207k pairs) and also by the ChrF distribution of our dataset (figure 5) which displays a large majority of high scores ($ChrF \geq 0.9$) making the score prediction task somewhat easier.

6 Conclusion and Future Work

We have presented our architecture for learning a textless metric for speech-to-speech comparison. Preliminary results show that there is enough information in a sequence of discrete HuBERT units to score semantic similarity between an audio hypothesis and an audio reference even if speaker voices differ. However, a proper learning of the metric is needed to increase its correlation with text-based scores. Next step of this work is to check if the metric can be learnt on multilingual

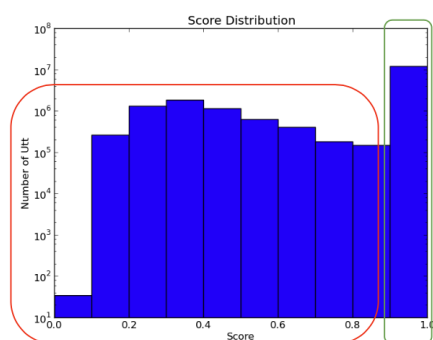


Figure 5: ChrF (text) distribution on 18M pairs (train set) of natural speech displayed on a log-scale

data and can generalize to new unseen languages as this is the case for COMET in machine-translation evaluation. Indeed, one goal is to use the textless metric for evaluation of speech-to-speech translation into oral languages, such as recently done in

the low-resource speech translation shared task at IWSLT2022.⁵ Finally, our metric could also be extended to other evaluation tasks: MOS prediction task in TTS which was recently proposed as a challenge of last Interspeech 2022⁶ or ASR confidence measures (by simply replacing reference R by source S in our architecture).

Acknowledgements

Part of the work presented here was carried out during the 2022 Jelinek Memorial Summer Workshop on Speech and Language Technologies at Johns Hopkins University (JSALT) within the group *Speech Translation for Under-Resourced Languages*.

References

- Arun Babu, Changhan Wang, Andros Tjandra, Kushal Lakhota, Qiantong Xu, Naman Goyal, Kritika Singh, Patrick von Platen, Yatharth Saraf, Juan Pino, Alexei Baevski, Alexis Conneau, and Michael Auli. 2021. [XLS-R: self-supervised cross-lingual speech representation learning at scale](#). *CoRR*, abs/2111.09296.
- Alexei Baevski, Henry Zhou, Abdelrahman Mohamed, and Michael Auli. 2020. Wav2vec 2.0: A framework for self-supervised learning of speech representations. In *Proceedings of the 34th International Conference on Neural Information Processing Systems, NIPS'20*, Red Hook, NY, USA. Curran Associates Inc.
- Marcely Zanon Boito, Fethi Bougares, Florentin Barbier, Souhir Gahbiche, Loïc Barrault, Mickael Rouvier, and Yannick Estève. 2022. [Speech resources in the tamasheq language](#). *CoRR*, abs/2201.05051.
- Alexis Conneau, Kartikay Khandelwal, Naman Goyal, Vishrav Chaudhary, Guillaume Wenzek, Francisco Guzmán, Edouard Grave, Myle Ott, Luke Zettlemoyer, and Veselin Stoyanov. 2019. [Unsupervised cross-lingual representation learning at scale](#). *CoRR*, abs/1911.02116.
- Jacob Devlin, Ming-Wei Chang, Kenton Lee, and Kristina Toutanova. 2019. [BERT: Pre-training of deep bidirectional transformers for language understanding](#). In *Proceedings of the 2019 Conference of the North American Chapter of the Association for Computational Linguistics: Human Language Technologies, Volume 1 (Long and Short Papers)*, pages 4171–4186, Minneapolis, Minnesota. Association for Computational Linguistics.
- Wei-Ning Hsu, Benjamin Bolte, Yao-Hung Hubert Tsai, Kushal Lakhota, Ruslan Salakhutdinov, and Abdelrahman Mohamed. 2021a. [Hubert: Self-supervised speech representation learning by masked prediction of hidden units](#). *IEEE/ACM Transactions on Audio, Speech, and Language Processing*, 29:3451–3460.
- Wei-Ning Hsu, Benjamin Bolte, Yao-Hung Hubert Tsai, Kushal Lakhota, Ruslan Salakhutdinov, and Abdelrahman Mohamed. 2021b. [Hubert: Self-supervised speech representation learning by masked prediction of hidden units](#). *IEEE/ACM Transactions on Audio, Speech, and Language Processing*, 29:3451–3460.
- Ye Jia, Michelle Tadmor Ramanovich, Quan Wang, and Heiga Zen. 2022. [CVSS corpus and massively multilingual speech-to-speech translation](#). *CoRR*, abs/2201.03713.
- Ye Jia, Ron J. Weiss, Fadi Biadsy, Wolfgang Macherey, Melvin Johnson, Zhifeng Chen, and Yonghui Wu. 2019. [Direct speech-to-speech translation with a sequence-to-sequence model](#). *CoRR*, abs/1904.06037.
- Eugene Kharitonov, Jade Copet, Kushal Lakhota, Tu Anh Nguyen, Paden Tomasello, Ann Lee, Ali Elkahky, Wei-Ning Hsu, Abdelrahman Mohamed, Emmanuel Dupoux, and Yossi Adi. 2022. [textless-lib: a library for textless spoken language processing](#). In *Proceedings of the 2022 Conference of the North American Chapter of the Association for Computational Linguistics: Human Language Technologies: System Demonstrations*, pages 1–9, Hybrid: Seattle, Washington + Online. Association for Computational Linguistics.
- Ann Lee, Peng-Jen Chen, Changhan Wang, Jiatao Gu, Sravya Popuri, Xutai Ma, Adam Polyak, Yossi Adi, Qing He, Yun Tang, Juan Pino, and Wei-Ning Hsu. 2022. [Direct speech-to-speech translation with discrete units](#). In *Proceedings of the 60th Annual Meeting of the Association for Computational Linguistics (Volume 1: Long Papers)*, pages 3327–3339, Dublin, Ireland. Association for Computational Linguistics.
- Mike Lewis, Yinhan Liu, Naman Goyal, Marjan Ghazvininejad, Abdelrahman Mohamed, Omer Levy, Veselin Stoyanov, and Luke Zettlemoyer. 2020. [BART: Denoising sequence-to-sequence pre-training for natural language generation, translation, and comprehension](#). In *Proceedings of the 58th Annual Meeting of the Association for Computational Linguistics*, pages 7871–7880, Online. Association for Computational Linguistics.
- Kishore Papineni, Salim Roukos, Todd Ward, and Wei-Jing Zhu. 2002. [Bleu: a method for automatic evaluation of machine translation](#). In *Proceedings of the 40th annual meeting of the Association for Computational Linguistics*, pages 311–318.
- Maja Popović. 2015. [chrF: character n-gram F-score for automatic MT evaluation](#). In *Proceedings of the*

⁵<https://iwslt.org/2022/low-resource>

⁶<https://voicemos-challenge-2022.github.io>

Tenth Workshop on Statistical Machine Translation, pages 392–395, Lisbon, Portugal. Association for Computational Linguistics.

Mirco Ravanelli, Titouan Parcollet, Peter Plantinga, Aku Rouhe, Samuele Cornell, Loren Lugosch, Cem Subakan, Nauman Dawalatabad, Abdelwahab Heba, Jianyuan Zhong, Ju-Chieh Chou, Sung-Lin Yeh, Szu-Wei Fu, Chien-Feng Liao, Elena Rastorgueva, François Grondin, William Aris, Hwidong Na, Yan Gao, Renato De Mori, and Yoshua Bengio. 2021. [SpeechBrain: A general-purpose speech toolkit](#). ArXiv:2106.04624.

Ricardo Rei, Craig Stewart, Ana C Farinha, and Alon Lavie. 2020a. [COMET: A neural framework for MT evaluation](#). In *Proceedings of the 2020 Conference on Empirical Methods in Natural Language Processing (EMNLP)*, pages 2685–2702, Online. Association for Computational Linguistics.

Ricardo Rei, Craig Stewart, Ana C Farinha, and Alon Lavie. 2020b. [COMET: A neural framework for MT evaluation](#). In *Proceedings of the 2020 Conference on Empirical Methods in Natural Language Processing (EMNLP)*, pages 2685–2702, Online. Association for Computational Linguistics.

Hiroaki Sakoe and Seibi Chiba. 1978. Dynamic programming algorithm optimization for spoken word recognition. *IEEE transactions on acoustics, speech, and signal processing*, 26(1):43–49.

Elizabeth Salesky, Julian Mäder, and Severin Klinger. 2021. [Assessing evaluation metrics for speech-to-speech translation](#). *CoRR*, abs/2110.13877.

Matthew Snover, Bonnie Dorr, Rich Schwartz, Linnea Micciulla, and John Makhoul. 2006. [A study of translation edit rate with targeted human annotation](#). In *Proceedings of the 7th Conference of the Association for Machine Translation in the Americas: Technical Papers*, pages 223–231, Cambridge, Massachusetts, USA. Association for Machine Translation in the Americas.

Miloš Stanojević and Khalil Sima'an. 2014. [Fitting sentence level translation evaluation with many dense features](#). In *Proceedings of the 2014 Conference on Empirical Methods in Natural Language Processing (EMNLP)*, pages 202–206, Doha, Qatar. Association for Computational Linguistics.

Tianyi Zhang, Varsha Kishore, Felix Wu, Kilian Q. Weinberger, and Yoav Artzi. 2020. [Bertscore: Evaluating text generation with BERT](#). In *8th International Conference on Learning Representations, ICLR 2020, Addis Ababa, Ethiopia, April 26-30, 2020*. OpenReview.net.

A Appendix: More Scatterplots for the Naive Approach

To get a quick "eyeball" estimation of the correlations obtained we created scatterplots with the text BLEU on X and the audio BLEU on Y. The Figure 6 includes example of the results. Those results confirm that a naive metric (not learnt) is not enough to capture subtle distance between two audio files.

B Appendix: Loss Curve on Natural Speech

Figure 7 displays the loss curve of our learnt ChrF on 18M pairs of natural speech utterances. We clearly see the moment where parameters of the XLM-Roberta encoder (after 30% of the first epoch) start to be adapted in addition to the regression layer parameters: at this moment XLM-R specializes itself at encoding HuBERT units (instead of sub-word units).

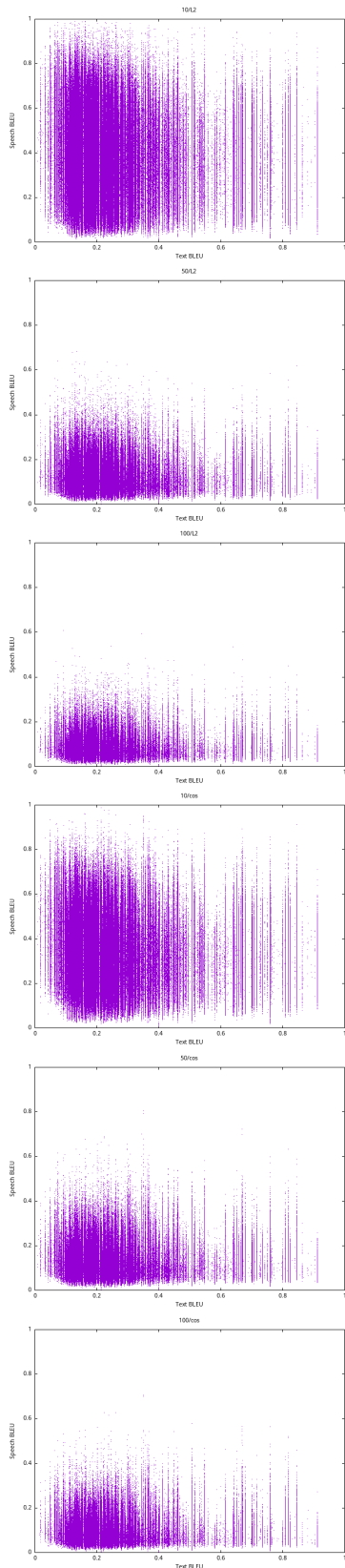


Figure 6: Scatterplots with 10/50/100 clusters and L2 distance (1-3) or cosine distance (4-6).

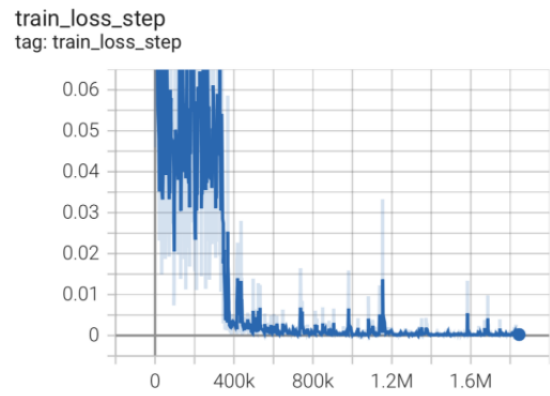


Figure 7: Training loss during 1st epoch of training textless ChrF on 18M natural audio utterances.