

# Exploitation of material consolidation trade-offs in a multi-tier complex supply networks

Vinod Kumar Chauhan<sup>\*1,3</sup>, Muhannad Alomari<sup>†2</sup>, James Arney<sup>‡2</sup>, Ajith Kumar Parlikad<sup>§1</sup>, and Alexandra Brintrup<sup>¶1</sup>

<sup>1</sup>Institute for Manufacturing, Department of Engineering, University of Cambridge UK

<sup>3</sup>Department of Engineering Science, University of Oxford UK

<sup>2</sup>R<sup>2</sup> Data Labs, Rolls-Royce

October 24, 2022

## Abstract

While consolidation strategies form the backbone of many supply chain optimisation problems, exploitation of multi-tier material relationships through consolidation remains an understudied area, despite being a prominent feature of industries that produce complex made-to-order products. In this paper, we propose an optimisation framework for exploiting multi-to-multi relationship between tiers of a supply chain. The resulting formulation is flexible such that quantity discounts, inventory holding and transport costs can be included. The framework introduces a new trade-off between the tiers, resulting in cost reductions at one tier at the expense of increased costs in the other tier, which helps to reduce the overall procurement cost in the supply chain. A mixed integer linear programming model is developed and tested with a range of small to large-scale test problems from aerospace manufacturing. Our comparison to benchmark results show that there is indeed a cost trade-off between two tiers, and that its reduction can be achieved using a holistic approach to reconfiguration. Costs are decreased when second tier fixed ordering costs and the number of machining options increase. Consolidation results in less inventory holding costs for all cases. A number of secondary effects such as simplified supplier selection may also be observed.

**Keywords:** Supply chain management; multi-tier; supply network complexity; configuration; procurement cost optimisation; mixed integer programming; consolidation.

## 1 Introduction

Procurement of parts from suppliers is a key task in the supply chain management, greatly impacting its competitiveness and performance (Amid et al. (2006)). In many industries, procurement cost often forms the highest proportion of the total cost of a product (Willard (2012)).

*Consolidation* has been a key underlying strategy in the context of procurement decisions. Consolidation, as the name suggests, is the process of combining related activities or materials to improve the performance of a supply chain resulting from cooperation and coordination (Schulz and Blecken (2010)) and can help in reduction of costs, increase efficiency and improve performance (Vaillancourt (2016)). Material consolidation consists of purchasing, transportation and inventory activities (Brauner and Gebman (1993)), where a buyer

\*vinod.kumar@eng.ox.ac.uk (This work was done at University of Cambridge)

†Muhannad.Alomari@Rolls-Royce.com

‡James.Arney@Rolls-Royce.com

§aknp2@cam.ac.uk

¶ab702@cam.ac.uk

or a set of buyers may choose to group items or orders to obtain quantity discounts (Monczka et al. (1993)). While this helps in increased efficiency and reduction of costs it can reduce the flexibility of sourcing options, thus reducing supply chain resilience. Inventory consolidation considers relocation of warehouses to increase inventories in order to make use of reduced operational costs but may introduce increased transport cost (Wanke and Saliby (2009)). Transportation consolidation merges small deliveries into single dispatch of economical load but increase uncertainty in delivery times (Trent and Monczka (1998); Çetinkaya (2005)).

Consolidation activities to date have been overwhelmingly studied within the span of single supply echelons (Stenius et al. (2018)). This is not surprising, as buyers often have control of their dyadic connections, gradually losing both visibility and influence beyond their immediate connections, making consolidation decisions not applicable beyond their immediate connections. There are, however, an increasing number of industrial contexts where the buyer may influence its wider supply chain, and there is willingness for cooperative decision making for collective performance. Examples include production of complex, made-to-order products, such as heavy machinery, turbines, aerospace products, and medical devices. Due to the long term supply relations involved in these sectors, the manufacturer may be involved in the configuration of the whole supply chain. In addition to whole supply chain configurability, the longevity of relationships necessitate de-risking through multi-sourcing activities. This increased span of control, coupled with multi-sourcing offers a unique multi-to-multi relationship structure whereby products may be consolidated further upstream, affecting cost structures at different tiers.

In this paper, we highlight this understudied multi-tier consolidation problem presented by the above context and formulate it through a case study. We term this new consolidation opportunity as the “*multi-tier material consolidation problem*”.

To contextualise the multi-tier consolidation problem, we consider the following example from the aerospace industry (Fig. 1). Here, aircraft engines are produced, requiring different types of parts, which the manufacturer outsources from a set of certified machining suppliers. These Tier 1 suppliers need different types of forged metal to manufacture the final finished parts, which are themselves outsourced to Tier 2 forging suppliers. The forgings that could be used for manufacturing different parts is predetermined by the company.

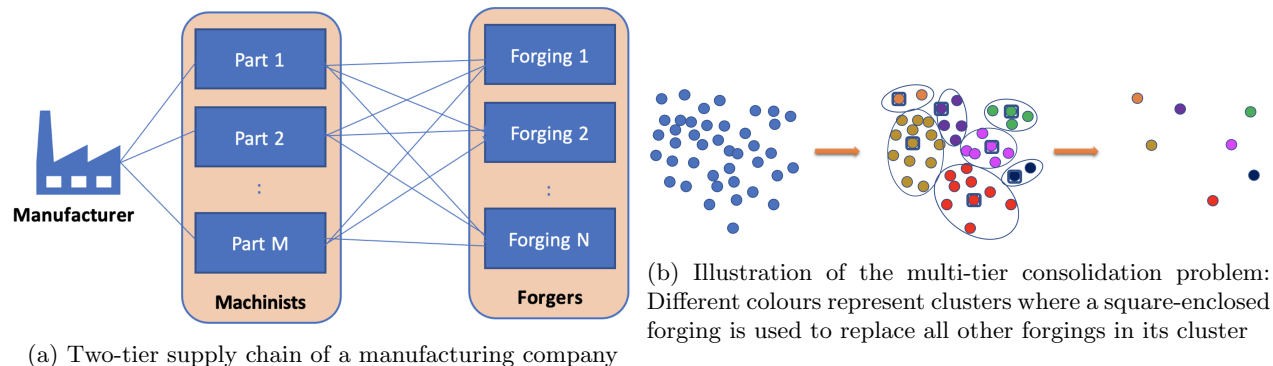


Figure 1: An example from the aerospace industry

The forging process involves manufacturing roughly shaped parts from melted alloys and machining refines those into final parts. The supply chain has  $N$  different forgings to manufacture  $M$  different parts, hence creating a multi-to-multi relationship between forgings and parts. That is, one forging can be used to manufacture many parts, and similarly, one part can be manufactured in multiple ways from different forgings. The total procurement cost of parts from Tier 1 and forgings from Tier 2 depend on the ordering cost, unit cost and consequent transportation costs. Since parts can be manufactured in multiple ways from different forgings, requiring different machining costs, forgings can be consolidated into a smaller set, thereby, reducing the cost of forgings at the expense of increased machining time to manufacture parts from the limited set of forgings, and hence increased machining cost. Thus, there is a trade-off between the reduced cost of

forgings at the second tier and increased machining cost at first tier. In addition, as the forging process takes longer as compared with the machining process so the company also wants to maintain certain inventory of forgings. This leads the company to order additional forgings resulting in extra purchasing cost and cost of holding the inventories.

Hence, the objective of the multi-tier material consolidation problem in this example is to consolidate forgings, i.e., to minimise the number of forgings, by striking an optimal balance between cost of forgings at second tier and machining cost at first tier, so as to minimise the overall procurement cost across the supply chain. This problem can be visualised as a clustering problem, as presented in Fig. 1b. Here, each forging is represented as a point in some space depicted as a circle (as shown in left-panel). The problem is to find clusters whereby each forging in a cluster can be replaced with a single forging from the group. That is, a given forging is used to manufacture all machined parts in the cluster (as shown in middle-panel). Thus, we need to find the minimum number of clusters, and hence minimum number of forgings in the consolidated set (as shown in right-panel), which balances the trade-off between cost of forgings and machining cost. Since ordering items in different quantities affects the suppliers so quantity discounts also need to be considered.

The rest of this paper is structured as follows. In Section 2, we present a literature review on supply chain consolidation to situate the context of our contribution. In Section 3, we characterise the multi-tier material consolidation problem, and formulate it using the aerospace supply chain as a case study. We then discuss implications and managerial insights in Section 4.

## 2 Related work

Scholars in Supply Chain Management (SCM) have proposed multiple material consolidation strategies to improve cost against other types of operational decision criteria. These can be broadly categorised as purchasing, shipment, inventory and part consolidation.

### 2.1 Purchasing consolidation

Purchasing consolidation considers the regrouping of items for purchase, which may involve grouping of multiple, related types of products to be purchased from the same supplier in order to obtain contractual and logistics discounts (Monczka et al. (1993)), or pooling items to be purchased with other buyers (group buying) to increase economies of scale and obtain a reduction on unit cost of production and delivery (Vaillancourt (2017)). Both of these strategies may result in a loss of flexibility, due to the need to align production and deliveries with other product lines (in the case of product grouping), or other buyers (in the case of group buying) (Vaillancourt (2016)). Early deliveries may result in increased inventory costs (Guiffrida and Nagi (2006)), and over-reliance on a single supplier may increase risk and opportunism (Chopra and Sodhi (2014)).

A related but separate strand of consolidation literature considers multi-sourcing decisions determining the number of suppliers supplying an item. It is generally presumed that single-sourcing, i.e. procurement from a single supplier, results in the cheapest unit cost (Silbermayr and Minner (2016)) while dual-sourcing and multi-sourcing avoid supplier monopoly of items and help reduce the risk of disruptions in the supply chain (Tomlin (2006)).

Researchers have proposed a number of analytical models to characterise these trade-offs. For example, Gaur et al. (2020) considered a real-world case study of an automotive-parts manufacturer to study the impact of disruption on a closed-loop supply chain using sourcing policies. They developed a mixed-integer non-linear programming model for the problem and found that, under the risk of supply chain disruption, multi-sourcing generates more profit as compared to single sourcing.

### 2.2 Shipment, volume and order consolidation

Shipment consolidation, also known as freight consolidation, transportation consolidation and terminal consolidation, is a logistics strategy which refers to the merging of small deliveries into a single dispatch of

economical load (Ülkü (2012)). This helps in increased efficiency and reduction of CO<sub>2</sub> emissions, and delivery costs, e.g., Muñoz-Villamizar et al. (2021) investigated shipment consolidation by pooling and developed a mixed integer linear programming (MILP) model to study its effect on CO<sub>2</sub> emission, distance and transport costs. However, the practice can cause uncertainty in delivery times leading to poor service for customers (Masters (1980)).

Volume consolidation, i.e., a strategy where a buyer purchases most of its supply from one supplier, results in shipment consolidation and helps to reduce shipping costs. For example, Cai et al. (2010) studied volume consolidation and its effect on supply chain outcomes. Through an empirical study, they found that volume consolidation enhances buyer's ability to learn from the supplier, and supplier performance. However, coordination costs negatively affect buyer satisfaction and supplier performance.

Order consolidation refers to the consolidation of a customer's orders at a delivery station so as to organise delivery in fewer trips. For example, Zhang et al. (2019) studied order consolidation for last-mile split-delivery in online retailing and developed an integer programming model to study the trade-off between splitting orders and consolidating shipments.

### 2.3 Inventory consolidation

Inventory consolidation, also called the facility location problem, is the identification of optimal warehousing and distribution centre locations and capacities to stock up inventories with the aim of meeting customer demand (Wanke and Saliby (2009)). Minimisation of inventory holding locations in the supply chain helps to reduce operational costs, however leads to increased distance travelled to customers and thus increased CO<sub>2</sub> and transport costs (Gabler and Meindl (2007)).

A classical and widely studied strategy is postponement, which refers to late differentiation of products to cater to fast changing demand (Zinn (2019)), resulting in cost savings (Geetha and Prabha (2021)). For a systematic review on postponement strategy refer to Ferreira et al. (2018); Zinn (2019) and for a review on consolidation effect and inventory portfolio analyses refer to Wanke (2009).

### 2.4 Part consolidation through product redesign

Part consolidation is an activity that aims to drive supply chain costs down through part redesign (Nie et al. (2020)). Here, the assembled unit may be redesigned to contain fewer but more complex parts leading to a trade-off between increased manufacturing cost and reduced supply chain cost (Knofius et al. (2019)), whilst manufacturing lead time may depend on process technology used. For example, Knofius et al. (2019) observed that part consolidation through Additive Manufacturing reduced lead times but resulted in increased total costs due to loss of flexibility.

Part consolidation is widely studied with different objectives. For example, Johnson and Kirchain (2009) applied a process-based cost model to quantify the effects of parts consolidation and costs on material selection choices, and Crispo and Kim (2021) studied a multi-layered topology based optimisation approach for part consolidation in Additive Manufacturing. For a detailed review on part consolidation, refer to Sigmund and Maute (2013); Liu (2016).

From this brief literature review, it is clear that consolidation has been studied widely in the supply chain at different levels and with different perspectives.

Our work presents a unique perspective, different from the existing research, in its focus on the trade-off between two supply tiers. We consider the problem of minimising procurement cost by consolidating material through the exploitation of multi-to-multi relationships in complex made-to-order products, and show that consolidation in one tier results in cost savings at that tier but increased manufacturing and inventory costs in the next downstream tier, necessitating a trade-off formulation. Although our work looks similar to recent studies in part consolidation through redesign, in our case there is no redesign activity, but simply, the exploitation of multiple potential relationships between materials and production in two tiers. Our proposed formulation is extended to incorporate a number of other considerations including shipment and purchasing consolidation so as to explore the interaction between multiple consolidation strategies. We present this conceptualisation and problem formulation next.

## 3 Multi-tier material consolidation

### 3.1 Problem formulation

Our context consists of a two-echelon supply chain, yielding a high-value complex assembled product with long term supplier relationships and a large number of suppliers. Typical examples include precision engineered products such as aircraft engines, medical devices, wind turbines and heavy machinery. Here, forged metal alloys are precision machined to manufacture finished parts, which are then assembled into a final product. The manufacturer who assembles the final product has overall visibility and the ability to configure the whole supply chain.

As mentioned earlier, the forging tier involves manufacturing roughly shaped parts from melted alloys and machining refines those into final finished parts. A single forging can be used to manufacture multiple, different parts, and similarly, one type of part can be manufactured from a variety of different forgings. However, assignment of part types to forgings result in different subsequent machining costs. A myopically ideal scenario from a machining cost reduction perspective would be to have a single forged part for single machined part, as the forging brings the part to as close a shape as possible to the machined part. However, a one to one relationship would increase transportation costs, and result in over-reliance on the forger. Additionally, quantities per part type would decrease at the forger tier, preventing quantity discounts. Furthermore, as the forging process takes longer compared to the machining process, a certain inventory of forgings must be maintained to ensure continuity of production. This leads the company to order extra forgings resulting in extra purchasing cost and cost of holding the inventories.

On the other hand, consolidating forgings such that multiple machined parts can be manufactured from a single type of forging means that machining costs in Tier 1 increase, along with lead times, resulting in a trade-off between costs of the two tiers. Another myopic scenario here would include one forging creating multiple machined parts, with the minimum transportation costs and maximum economies of scale at the forging tier, but much increased machining costs and lead time in Tier 1.

Thus, the objective of problem is to find the minimum number of clusters of parts which balances the trade-off between cost of Tier 1 and Tier 2; under the constraint that there should be at least one way to manufacture each part from the consolidated set of forgings.

In the development of model for the problem, we assumed the following points.

- Demand is constant and a priori known for all the parts.
- There is at least one way to manufacture all the parts from the given set of forgings.
- There can be multiple ways to manufacture a part from different forgings but each way needs only one forging to manufacture the part.

Since there is a multi-to-multi relationship between forgings and parts, and there are multiple ways to manufacture a part. So, the forging consolidation problem needs to consider different combinations of forgings to manufacture a part, which could complicate the problem. So to simplify the problem, this assumption is considered which can be realised by increasing the number of parts. Suppose, a part P1 needs two different forgings F1 and F2 to manufacture it then we replace the part P1 with two different parts P1A and P1B where one part (say P1A) is made from F1 and second (P1B) from forging F2. We can achieve this because, generally, each part needs one forging to manufacture it.

- Consolidation does not have any effect on the supply chain which could increase costs other than the ones discussed in the problem.

Mathematical notations for the development of the model are defined in Table 1.

Table 1: Notation descriptions

Symbols	Meaning
<b>Indexes:</b>	
$i$	index into types of parts, $i=1,2,3,\dots,M$
$k$	index into types of forgings, $k=1,2,3,\dots,N$
$d$	index into discount levels
<b>Parameters:</b>	
$C_F$	total forging cost
$C_M$	total machining cost
$C_I$	total inventory cost
$M_i$	number of parts $i$ ordered
$P_i$	inventory of parts $i$ ordered
$L_{ik}$	number of forgings $k$ needed to manufacture one unit of part $i$
$CMF_i$	fixed ordering cost associated with part $i$
$CMU_{ik}$	per unit machining cost of part $i$ from forging $k$
$CMT_{ik}$	per unit transportation cost of part $i$ manufactured from forging $k$
$CFH_k$	per unit holding cost for forging $k$
$CFF_k$	fixed ordering cost associated with forging $k$
$CFU_k$	per unit cost associated with forging $k$
$CFT_k$	per unit transportation for forging $k$
$D_{di}$	discount level $d$ for part $i$ and $ D_{di} $ is total number of discount levels.
$D_i$	discount level calculated for part $i$
$D_{dk}$	discount level $d$ for forging $k$ and $ D_{dk} $ is total number of discount levels.
$(Q_{(d-1)i}, Q_{di}]$	quantity interval for discount level $D_{di}$
$(Q_{(d-1)k}, Q_{dk}]$	quantity interval for discount level $D_{dk}$
$M$	a very large number
<b>Variable:</b>	
$z_k$	1 if forging $k$ is selected in solution, i.e., consolidated set contains forging $k$ , otherwise 0
<b>Auxiliary variables:</b>	
$v_i$	continuous variable to calculate variable cost of part $i$
$x_{ik}$	indicator variable; 1 if forging $k$ is used to manufacture part $i$ otherwise 0
$u_{dk}$	indicator variable; 1 if forging $k$ is purchased at discount level $d$ otherwise 0
$y_{ikd}$	binary variable used for linearisation
$w_{ikd}$	binary variable used for linearisation

**Objective function** The procurement cost of parts in the supply chain consists of the sum of forging tier cost, machining tier cost and associated inventory costs. So, the optimisation problem for procurement cost optimisation through forging consolidation is given as:

$$\min C_M + C_F + C_I, \quad (1)$$

where  $C_M$ ,  $C_F$  and  $C_I$  are machining cost, forging cost and inventory costs, respectively.

The cost of machining  $C_M$  to manufacture a given order of parts is the sum of fixed cost and variable cost, which depend on number of units ordered, unit cost of part and unit transportation cost. The machining cost also depends on the forging used to manufacture a part. There can be multiple ways to manufacture a part from different forgings. A forging with minimum machining cost to manufacture a part is selected from the consolidated set of forgings. So, cost of machining can be calculated as given below.

$$\begin{aligned} C_M &= \sum_i [CMF_i + \min_k (CMU_{ik} + CMT_{ik}) \times z_k \times (1 - D_i) \times M_i], \\ &= \sum_i [CMF_i + v_i \times (1 - D_i) \times M_i], \end{aligned} \quad (2)$$

where  $v_i$  is defined as,

$$v_i = \min_k (CMU_{ik} + CMT_{ik}) \times z_k, \quad (3)$$

and  $CMF_i$ ,  $CMU_{ik}$  and  $CMT_{ik}$  are fixed cost, unit cost and unit transportation cost, respectively, associated with manufacturing part  $i$  from forging  $k$ .  $z_k$  is binary variable for selecting forgings,  $M_i$  is the number of parts  $i$  ordered and  $D_i$  represents discount level for part  $i$ .  $D_i$  can be pre-calculated using discount levels  $D_{di}$  and quantity intervals  $Q_{di}$  because both are available before solving the problem.

Similarly, the cost of forging tier is sum of the fixed cost and variable cost which depend on number of units ordered, unit cost of forging and unit transportation cost of forging. But number of forgings depend on number of parts ordered so requirement of forging  $k$  is calculated using  $\sum_i L_{ik} \times M_i \times x_{ik}$ , where  $L_{ik}$  is number of forgings  $k$  required to manufacture one unit of part  $i$  and  $x_{ik}$  is an indicator variable which tells if forging  $k$  is used to manufacture part  $i$ . So, assuming  $CFF_k$ ,  $CFU_k$  and  $CFT_k$  denote fixed cost, unit cost and unit transportation cost, respectively, associated with ordering forging  $k$  then forging cost  $C_F$  is calculated as below.

$$C_F = \sum_k z_k \times [CFF_k + \sum_d (CFU_k + CFT_k) \times (1 - D_{dk}) \times \sum_i L_{ik} \times M_i \times x_{ik} \times u_{dk}], \quad (4)$$

where  $D_{dk}$  and  $u_{dk}$  are discount level and corresponding indicator variable.

The inventory cost  $C_I$  results from the need to keep an inventory of forgings to manufacture  $P_i$  parts. It is the sum of cost for purchasing the inventory, which is similar to  $C_F$  except the fixed cost, and cost of holding the inventory. So, assuming  $CFH_k$  be unit holding cost for forging  $k$ ,  $C_I$  is given below.

$$C_I = \sum_{i,k} CFH_k \times L_{ik} \times P_i \times x_{ik} + \sum_k z_k \times [\sum_d (CFU_k + CFT_k) \times (1 - D_{dk}) \times \sum_i L_{ik} \times P_i \times x_{ik} \times u_{dk}]. \quad (5)$$

**Constraints** The problem has a constraint that there should be at least one way to manufacture each part, which can be added as given below.

$$\sum_k z_k \times (CMU_{ik} + CMT_{ik}) > 0, \quad \forall i. \quad (6)$$

This inequality ensures that at least one forging is used for manufacturing the selected part. Since  $v_i$  is used to calculate machining cost so the problem can be simplified by replacing it with the following constraint.

$$v_i > 0, \quad \forall i. \quad (7)$$

Minimum of minimum, i.e, minimum in the objective function makes the optimisation problem complex and modelling languages may not support that. Hence, we simplify the problem by introducing two auxiliary variables,  $v_i$  to calculate the variable cost of supplying one unit of part  $i$  and  $x_{ik}$  as an indicator variable which helps to find minimum cost forging for the part, respectively. To avoid minimum in calculating  $v_i$ , following constraints are introduced,

$$\begin{aligned} v_i &\geq z_k \times (CMU_{ik} + CMT_{ik}) - \mathbb{M} \times (1 - x_{ik}), \quad \forall i, k \\ \sum_k x_{ik} &= 1, \quad \forall i, \\ x_{ik} &\leq z_k \times (CMU_{ik} + CMT_{ik}), \quad \forall i, k, \end{aligned} \quad (8)$$

where first and second part ensure that machining cost is equal to the minimum of all different ways to manufacture the part, and third part ensures that non-zero minimum value is selected.

Constraints related to discounts for forgings, i.e., economies-of-scale for forgings are given below, where  $d = 0, 1, 2, \dots, |D_{dk}| - 1$  are discount levels for forging  $k$ ,  $u_{dk}$  is an indicator variable and  $Q_{dk}$  represent quantity intervals. The quantity discounts are calculated on forgings required to meet order and inventory requirements, as given below.

$$\sum_d u_{dk} = 1, \quad \forall k. \quad (9)$$

For  $d = 1, 2, \dots, |D_{dk}| - 2$  and  $\forall k$ ,

$$\begin{aligned} u_{dk} \times [\sum_i L_{ik} \times (M_i + P_i) \times x_{ik}] &\leq Q_{dk}, \\ u_{dk} \times Q_{(d-1)k} &< \sum_i L_{ik} \times (M_i + P_i) \times x_{ik}. \end{aligned} \quad (10)$$

For extreme cases of  $d = 0$  and  $d = |D_{dk}| - 1$ , and  $\forall k$ ,

$$\begin{aligned} u_{0k} \times [\sum_i L_{ik} \times (M_i + P_i) \times x_{ik}] &\leq Q_{0k}, \\ u_{(|D_{dk}|-1)k} \times Q_{(|D_{dk}|-2)k} &< [\sum_i L_{ik} \times (M_i + P_i) \times x_{ik}]. \end{aligned} \quad (11)$$

Eq. (9) ensures that only one discount level is applicable. First part of eqs. (10) and (11) forces that discount level  $D_{dk}$  is applicable, i.e.,  $u_{dk} = 1$  when required quantity of forging  $k$  is less than or equal to quantity interval  $Q_{dk}$ , and second part forces that required quantity of forging  $k$  is greater than quantity interval  $Q_{(d-1)k}$ .

The objective function and constraints have two non-linear terms as  $z_k \times x_{ik} \times u_{dk}$  and  $x_{ik} \times u_{dk}$  which can be simplified in to linear terms to make the problem easier to solve. Hence, the following new variables are introduced for linearisation as  $y_{ikd} = z_k \times x_{ik} \times u_{dk}$  and  $w_{ikd} = x_{ik} \times u_{dk}$ , and corresponding constraints are given below.

$$\begin{aligned} y_{ikd} &\leq z_k, \\ y_{ikd} &\leq x_{ik}, \\ y_{ikd} &\leq u_{dk}, \\ y_{ikd} &\geq z_k + x_{ik} + u_{dk} - 2, \quad \forall i, k, d \end{aligned} \quad (12)$$

$$\begin{aligned} w_{ikd} &\leq x_{ik}, \\ w_{ikd} &\leq u_{dk}, \\ w_{ikd} &\geq x_{ik} + u_{dk} - 1, \quad \forall i, k, d. \end{aligned} \quad (13)$$

So, simplifying the constraint (10) and (11) using linearisation variables, the first part can be written as, for  $d = 1, 2, \dots, |D_{dk}| - 2$  and  $\forall k$ ,

$$\begin{aligned} \sum_i L_{ik} \times (M_i + P_i) \times w_{ikd} &\leq Q_{dk}, \\ u_{dk} \times Q_{(d-1)k} &\leq \sum_i L_{ik} \times (M_i + P_i) \times x_{ik}. \end{aligned} \quad (14)$$

For extreme cases of  $d = 0$  and  $d = |D_{dk}| - 1$ , and  $\forall k$ ,

$$\begin{aligned} \sum_i L_{ik} \times (M_i + P_i) \times W_{ik0} &\leq Q_{0k}, \\ u_{(|D_{dk}|-1)k} \times Q_{(|D_{dk}|-2)k} &\leq [\sum_i L_{ik} \times (M_i + P_i) \times x_{ik}]. \end{aligned} \quad (15)$$

**Optimisation problem** The multi-tier material consolidation optimisation problem can be obtained by substituting values of  $C_M, C_F$  and  $C_I$  into objective function (1), and simplifying the non-linear terms using the linearisation variables, yielding an MILP formulation as given below.

$$\begin{aligned} &\min \quad C_M + C_F + C_I, \\ &= \sum_i [CMF_i + v_i \times (1 - D_i) \times M_i] \\ &\quad + \sum_k z_k \times [CFF_k + \sum_d (CFU_k + CFT_k) \times (1 - D_{dk}) \times \sum_i L_{ik} \times M_i \times x_{ik} \times u_{dk}] \\ &\quad + \sum_{i,k} CFH_k \times L_{ik} \times P_i \times x_{ik} + \sum_k z_k \times [\sum_d (CFU_k + CFT_k) \times (1 - D_{dk}) \times \sum_i L_{ik} \times P_i \times x_{ik} \times u_{dk}] \\ &= \sum_i [CMF_i + v_i \times (1 - D_i) \times M_i] \\ &\quad + \sum_k z_k \times [CFF_k + \sum_d (CFU_k + CFT_k) \times (1 - D_{dk}) \times \sum_i L_{ik} \times (M_i + P_i) \times x_{ik} \times u_{dk}] \\ &\quad + \sum_{i,k} CFH_k \times L_{ik} \times P_i \times x_{ik} \\ &= \sum_i [CMF_i + v_i \times (1 - D_i) \times M_i] + \sum_{i,k} CFH_k \times L_{ik} \times P_i \times x_{ik} \\ &\quad + \sum_k [z_k \times CFF_k + \sum_d (CFU_k + CFT_k) \times (1 - D_{dk}) \times \sum_i L_{ik} \times (M_i + P_i) \times y_{ikd}]. \end{aligned} \quad (16)$$

Subject to constraints (7), (8), (9), (12), (13), (14) and (15).



## 3.2 Experimental results

In this subsection, we discuss experimental setup, data used in the study and results. Please refer to Appendix A for details about problem formulation and solution approach, for solving the multi-tier material consolidation problem.

### 3.2.1 Data and experimental settings

We solve the multi-tier material consolidation problem for an aerospace manufacturing company using representative data.

The order for each part is generated using a random integer drawn from a uniform distribution between 100 and 500, and inventory requirements of each part are generated by the same process to be between 10 and 50. One unit of each forging can manufacture up to three units of parts. Fixed ordering costs for parts and forgings are generated randomly between £1000 and £5000. Machining costs for each part are generated randomly between £10 to £40 and unit transportation costs are generated between £1 to £5. Each part has up to two options to manufacture from forgings. Holding cost per unit of each forging is randomly generated between £15 and £40, per unit forging cost is between £10 and £40, and per unit transportation cost for each forging is between £5 and £25. Although the model can take different discount levels for each part and forging, for simplification of experiments, all parts have same discount levels of 0%, 5% and 10% in the intervals  $[0, 250]$ ,  $(250, 400]$  and  $(400, \infty)$ , respectively, and all forgings also have same discount levels of 0%, 5% and 10% in the intervals  $[0, 250]$ ,  $(250, 400]$  and  $(400, \infty)$ , respectively. Test problems of small to large sizes are also generated to work with the model as presented in Table 2.

The experiments are coded in Python programming language, using Python MIP and Pulp as modelling libraries, and CBC, Gurobi, CPLEX and Choco are explored as solvers. Python MIP and Gurobi are used as modelling language and solver libraries, respectively, for reporting the results as they outperform others on the problem. All the experiments are executed on a Macbook Pro (16GB RAM, 256 SSD, 2.5 GHz Dual-Core Intel Core i7).

### 3.2.2 Results

Fig. 2 presents results for the representative case study with 500 parts and 500 forgings. The model takes two minutes to produce the optimal solution for the case study. The multi-tier material consolidation results are benchmarked against results without consolidation and are presented as ratio of values with consolidation to values without consolidation. So, in Fig. 2, values below one show a decrease and values above one show increase in value. For example, a value of 0.74 means that value is reduced by 26%. As it is clear from the figure, the final consolidated set has around 74.2% forgings of the given forging set, which shows a 25.8% consolidation, i.e., the final consolidated set has 25.8% less forgings than the given set of forgings. The consolidation depends on number of machining options available to manufacture each part from the forgings (please refer to next subsection to study the effect of machining options on consolidation). Looking at different costs associated with the problem, it is observed that forging cost is significantly reduced. The decrease in forging cost depends on the fixed costs (ordering costs) associated with each forging (please refer to next subsection to study the effect of ordering cost of forging on consolidation). However, the machining cost, as expected, has slightly gone up because of the trade-off between forging and machining tiers as consolidated forgings require more machining time for manufacturing. Interestingly, holding cost for inventory of forgings has also come down with forging consolidation due to the model which optimises for the overall procurement cost.

It is observed that the resulting trade-off between forging cost and machining cost reduces the overall procurement cost in the supply chain. The reduction in procurement cost is a result of coordinating both tiers involved in the trade-off, which will be discussed in the following subsection.

Table 2 presents the scale of forging consolidation test problems that we have attempted. Similar to Fig. 2, the values in the table are relative to the values without consolidation and presented as a ratio of values with consolidation to without consolidation. The proposed model is able to solve all problem instances to optimality and we observe results similar to Fig. 2. All problems show corresponding decrease in forging

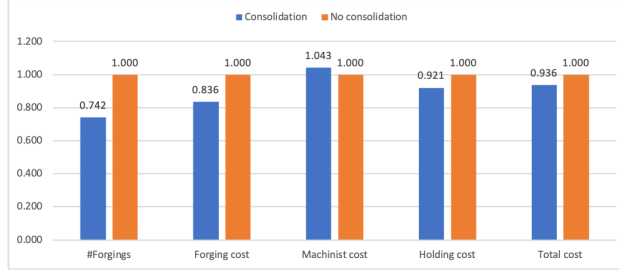


Figure 2: Multi-tier material consolidation case study

Table 2: Study of different test problems

Problem	Parts	Forgings	Consolidated	Forging Cost	Machining Cost	Holding Cost	Total Cost	Time (m)
1	5	5	0.4000	0.7751	1.0546	0.8825	0.9029	0.001
2	10	5	0.8000	0.9394	1.0202	0.9792	0.9848	0.001
3	10	10	0.7000	0.7448	1.0805	0.9003	0.8989	0.002
4	20	15	0.7333	0.9037	1.0286	0.9575	0.9652	0.004
5	25	20	0.6000	0.8370	1.0171	0.8992	0.9296	0.008
6	45	25	0.8800	0.8581	1.0572	0.8406	0.9569	0.009
7	70	50	0.8400	0.9090	1.0467	0.9564	0.9780	0.028
8	100	70	0.8571	0.8832	1.0411	0.9480	0.9643	0.055
9	100	100	0.7400	0.8501	1.0353	0.9328	0.9397	0.079
10	200	150	0.8000	0.8572	1.0569	0.9273	0.9554	0.278
11	200	200	0.7200	0.8489	1.0376	0.9404	0.9407	0.322
12	500	250	0.8880	0.8831	1.0417	0.9009	0.9637	1.011
13	500	500	0.7420	0.8360	1.0410	0.9206	0.9348	1.978
14	1000	700	0.8114	0.8726	1.0434	0.9322	0.9589	5.966
15	1000	1000	0.7460	0.8514	1.0368	0.9303	0.9421	7.996
16	1500	1000	0.8290	0.8685	1.0454	0.9120	0.9579	12.386
17	1500	1500	0.7493	0.8420	1.0454	0.9188	0.9401	18.771
18	2000	1800	0.7567	0.8492	1.0485	0.9130	0.9460	32.595
19	2000	2000	0.7385	0.8467	1.0412	0.9294	0.9408	40.786
20	3000	2500	0.0426	0.8559	1.0404	0.9209	0.9480	106.602

costs at the expense of a slight increase in the correspondence machining cost. The optimum balance in the trade-off between forging and machining cost, also helps to reduce the overall procurement cost significantly for all the test problems. Interestingly, the consolidation approach is also able to bring down the holding cost. The last column of the table displays computational time in minutes and also provides sensitivity analysis against problem size. As it can be observed from the table, the model is able to solve small to large-scale problems in reasonable time.

### 3.2.3 Sensitivity analysis

Here, we study the effect of fixed forging cost, machining options, forging discounts and holding cost on forging consolidation. For the simplicity of experiments, the sensitivity analysis is performed on a test problem of 100 parts and 100 forgings and the problem is solved using Python MIP as modelling library and Gurobi as solver library.

Fig. 3 depicts the impact of fixed/ordering cost on the forging consolidation problem. In this study, we increase the fixed cost by a factor of one, five times and study the impact of this increase on the problem.

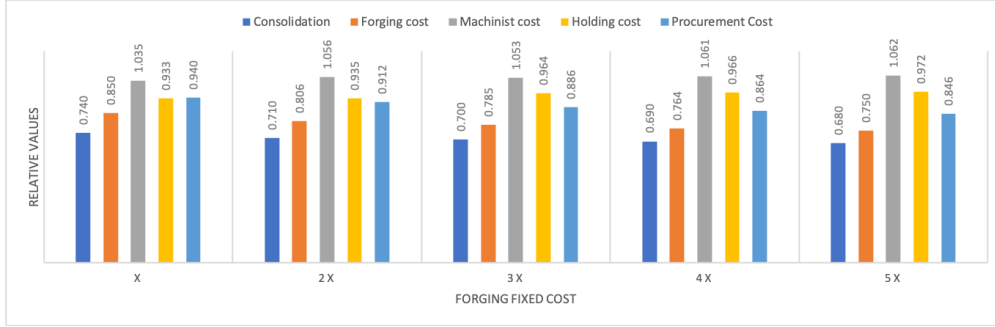


Figure 3: Study of effect of forging ordering/fixed cost on the consolidation

It is clear that an increase in fixed/ordering forging cost monotonically increases the consolidation (i.e., the consolidated set has less number of forgings), monotonically decreases the consolidation cost, monotonically increases the holding cost, and monotonically decreases the overall procurement cost in the supply chain. Although, an increase in fixed cost of forgings increases the holding cost, the holding cost is still lesser than the non-consolidated case. Additionally, an increase in fixed cost of forgings increases the machining cost but there is no steady increase in machining cost.

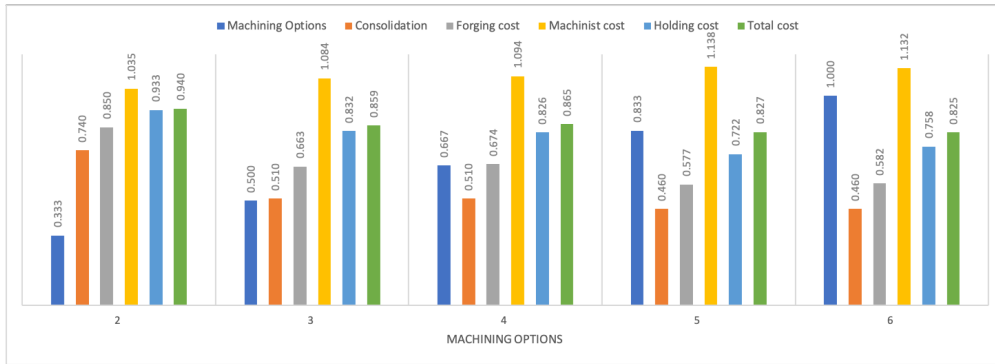


Figure 4: Study of machining options

Fig. 4 presents the impact of number of machining options (i.e., number of ways to manufacture a part from different forgings) available for each part on the consolidation. We consider up to two, three, four, five and six options for each part. For ease of interpretation, machining options are represented as the ratio of machining options divided by the maximum options considered, i.e., six. From the figure, it is clear that with an increase in machining options, in general, there is an associated increase in consolidation, decrease in forging cost, decrease in holding cost and decrease in the procurement cost. This is because increase in machining options means that there are more ways to manufacture the same part and thus more opportunities for consolidation. There is also slight increase in machining cost. Further analysis on the actual values, shows that with an increase in machining options there is a monotonic increase in consolidation, monotonic decrease in forging cost and procurement cost. This difference in actual costs and relative costs (from the figure) is due to the fact that an increase in machining options affects both the solutions, i.e., solutions with and without consolidation.

The effect of forging cost discounts on consolidation is presented using Fig. 5. As it is clear from the figure, with an increase in discounting there is monotonic increase in consolidation. This is because discounting helps to exploit economies-of-scale as consolidated set of forgings has fewer forgings with more demands than non-consolidated set which has more forgings with lesser demands. Moreover, an increase in forging discount shows a slight increase in total cost. At first, this looks strange but can be explained from actual

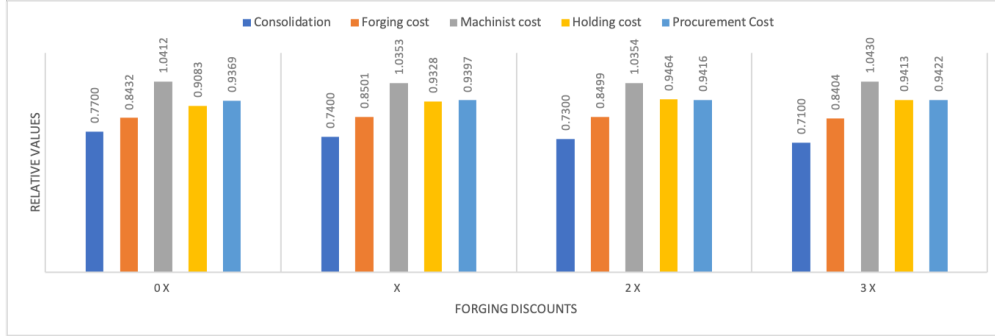


Figure 5: Sensitivity analysis using forging discounts.

cost values (which shows decrease in cost) and the fact that non-consolidation solution also benefits from increase in discounts. However, there is no clear observable patterns in forging cost, machining cost and holding cost. This is because an increase in discounts also impacts the non-consolidation based solution. In addition, forging consolidation is effective in both scenarios, i.e., with and without discounts on forgings, as shown by case ‘0X’ in the figure.

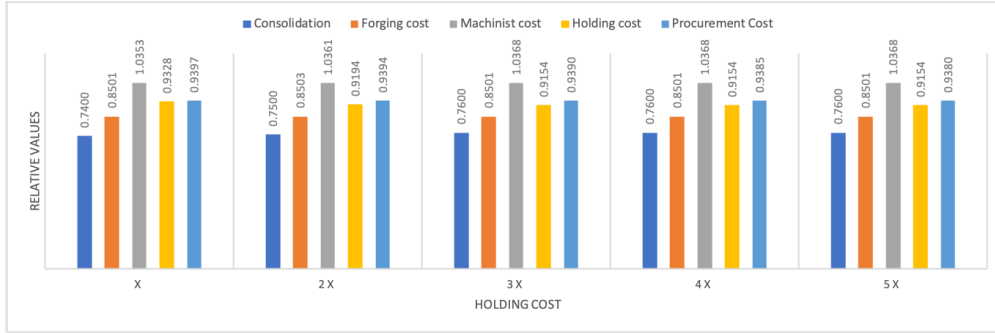


Figure 6: Sensitivity analysis with Holding Cost.

Fig. 6 presents the effect of per unit holding cost on the consolidation. There are slight changes in costs and there is no clearly observable pattern because an increase in per unit holding cost affects both consolidation based solution and non-consolidation based solution. Consolidation looks to decrease with an increase in holding cost but no corresponding increase in forging cost is observed. However, the relative holding cost is always less than one, i.e., consolidation always leads to decrease in holding cost.

## 4 Conclusion

Whilst consolidation has been studied widely as a sub-field of cooperation and interaction in supply chain management, the exploitation of multi-to-multi relationship between tiers has not been paid much attention, despite being a prominent feature of complex engineered products in sectors such as medical devices and aerospace precision-machined products.

In this paper, we developed a formulation of the multi-tier material consolidation problem, and produced a mixed integer linear programming approach validated through an aerospace case study. Using an efficient problem formulation approach, the model is solved using exact optimisation methods to get the optimal solution for a range of small to large-scale problems. The resulting formulation is flexible such that quantity discounts, inventory holding and transport costs can be included. Our comparison to benchmark results

where no consolidation activity occurs, show that there is indeed a cost trade-off between two tiers, and that its reduction can be achieved using a holistic approach to reconfiguration.

From sensitivity analysis, we observe several interesting patterns emerge. The model is able to solve large-scale problems to optimality. Consolidation increases, i.e., relative cost decreases with an increase in fixed ordering cost of forgings and with an increased number of machining options for the parts. It is also observed that discounting helps increase consolidation although there is no clear observable pattern in the relative costs. Similarly, consolidation reduces the relative holding costs for all test problems but there is no clear observable pattern amongst the different types of costs.

Moreover, since consolidation leads to a smaller set of forgings both the inventory management process and subsequent supplier selection process is potentially simplified. For inventory management, consolidation means that the decision space for determining appropriate policies for transport and storage is reduced. Similarly, reduced number of forgings may result in the reduction of forgers required, hence allowing supply chain simplification. Thus, multi-tier material consolidation not only might lead to a reduction in the procurement cost but may encourage more cooperation between tiers and simplification of procurement and inventory management tasks.

This study has a number of limitations and assumptions which may lead to potential avenues for future research. First of these is the assumption on constant and a priori known demand, for which uncertainty handling methods may be considered. This would be especially prudent in cases where machined parts may differ in their demand profiles, perhaps due to spare parts requirements. Another assumption we undertook that consolidation does not lead to any negative effects on supply chain relationships, whereas these may need to be considered within a wider frame of reference, in which different assemblies are procured from suppliers whose products are being consolidated. Finally, we have assumed that reconfiguration requirements to produce more quantities of some of the forgings are applied at no additional cost, which may not be the case.

Our future work will study these effects of multi-tier consolidation in the supply chain and further use cases to shed more light on the benefits and drawbacks of our approach.

## Acknowledgement

This research was funded by Aerospace Technology Institute and Innovate UK, the UK's innovation funding agency, through the "Digitally Optimised Through-Life Engineering Services" project (113174).

## References

- A. Amid, S.H. Ghodsypour, and C. O'Brien. Fuzzy multiobjective linear model for supplier selection in a supply chain. *International Journal of Production Economics*, 104(2):394 – 407, 2006. doi: 10.1016/j.ijpe.2005.04.012.
- Rimmi Anand, Divya Aggarwal, and Vijay Kumar. A comparative analysis of optimization solvers. *Journal of Statistics and Management Systems*, 20(4):623–635, 2017.
- Marygail K Brauner and Jean R Gebman. *Is Consolidation Being Overemphasized for Military Logistics?* Rand, 1993.
- Shaohan Cai, Zhilin Yang, and Zuohao Hu. The effects of volume consolidation on buyer–supplier relationships: A study of chinese firms. *Journal of Purchasing and Supply Management*, 16(3):152–162, 2010. ISSN 1478-4092.
- Sıla Çetinkaya. Coordination of inventory and shipment consolidation decisions: A review of premises, models, and justification. *Applications of supply chain management and e-commerce research*, pages 3–51, 2005.
- Sunil Chopra and Manmohan Sodhi. Reducing the risk of supply chain disruptions. *MIT Sloan management review*, 55(3):72–80, 2014.

- Luke Crispo and Il Yong Kim. Part consolidation for additive manufacturing: A multilayered topology optimization approach. *International Journal for Numerical Methods in Engineering*, 2021. doi: <https://doi.org/10.1002/nme.6754>.
- Karine Araújo Ferreira, Larissa Almeida Flávio, and Lasara Fabrícia Rodrigues. Postponement: bibliometric analysis and systematic review of the literature. *International Journal of Logistics Systems and Management*, 30(1):69–94, 2018.
- Sunil C Gabler and P Meindl. Supply chain management. strategy, planning & operation. *Das summa summarum des management*, pages 265–275, 2007.
- Jiggyasu Gaur, Mehdi Amini, and Arza Keshava Rao. The impact of supply chain disruption on the closed-loop supply chain configuration profit: a study of sourcing policies. *International Journal of Production Research*, 58(17):5380–5400, 2020.
- KV Geetha and M Prabha. Effective inventory management using postponement strategy with fuzzy cost. *Journal of Management Analytics*, pages 1–29, 2021.
- Alfred L Guiffrida and Rakesh Nagi. Cost characterizations of supply chain delivery performance. *International Journal of Production Economics*, 102(1):22–36, 2006.
- Michael Johnson and Randolph Kirchain. Quantifying the effects of parts consolidation and development costs on material selection decisions: A process-based costing approach. *International Journal of Production Economics*, 119(1):174–186, 2009.
- Nils Knofius, Matthijs C van der Heijden, and Willem HM Zijm. Consolidating spare parts for asset maintenance with additive manufacturing. *International journal of production economics*, 208:269–280, 2019.
- Gi-Ho Lee, Jae-Young Park, Seung-Jun Ham, and Young-Jin Kim. Comparative study on optimization solvers for implementation of a two-stage economic dispatch strategy in a microgrid energy management system. *Energies*, 13(5), 2020. ISSN 1996-1073. doi: 10.3390/en13051096.
- Jikai Liu. Guidelines for am part consolidation. *Virtual and Physical Prototyping*, 11(2):133–141, 2016.
- James M Masters. The effects of freight consolidation on customer service. *Journal of Business Logistics*, 2(1):55–74, 1980.
- Robert M Monczka, Robert J Trent, and Thomas J Callahan. Supply base strategies to maximize supplier performance. *International Journal of Physical Distribution & Logistics Management*, 1993.
- Andrés Muñoz-Villamizar, Josué C Velázquez-Martínez, Christopher Mejía-Argueta, and Karla Gámez-Pérez. The impact of shipment consolidation strategies for green home delivery: a case study in a mexican retail company. *International Journal of Production Research*, pages 1–18, 2021.
- Zhenguo Nie, Sangjin Jung, Levent Burak Kara, and Kate S Whitefoot. Optimization of part consolidation for minimum production costs and time using additive manufacturing. *Journal of Mechanical Design*, 142(7), 2020.
- Sabine F Schulz and Alexander Blecken. Horizontal cooperation in disaster relief logistics: benefits and impediments. *International Journal of Physical Distribution & Logistics Management*, 2010.
- Ole Sigmund and Kurt Maute. Topology optimization approaches. *Structural and Multidisciplinary Optimization*, 48(6):1031–1055, 2013.
- Lena Silbermayr and Stefan Minner. Dual sourcing under disruption risk and cost improvement through learning. *European Journal of Operational Research*, 250(1):226 – 238, 2016. doi: 10.1016/j.ejor.2015.09.017.

- Olof Stenius, Johan Marklund, and Sven Axsäter. Sustainable multi-echelon inventory control with shipment consolidation and volume dependent freight costs. *European Journal of Operational Research*, 267(3):904–916, 2018.
- Brian Tomlin. On the value of mitigation and contingency strategies for managing supply chain disruption risks. *Management science*, 52(5):639–657, 2006.
- Robert J Trent and Robert M Monczka. Purchasing and supply management: trends and changes throughout the 1990s. *International Journal of Purchasing and Materials Management*, 34(3):2–11, 1998.
- M Ali Ülkü. Dare to care: Shipment consolidation reduces not only costs, but also environmental damage. *International Journal of Production Economics*, 139(2):438–446, 2012.
- Alain Vaillancourt. A theoretical framework for consolidation in humanitarian logistics. *Journal of Humanitarian Logistics and Supply Chain Management*, 2016.
- Alain Vaillancourt. Procurement consolidation in humanitarian supply chains: a case study. *International Journal of Procurement Management*, 10(2):178–193, 2017.
- Peter F Wanke. Consolidation effects and inventory portfolios. *Transportation Research Part E: Logistics and Transportation Review*, 45(1):107–124, 2009.
- Peter F Wanke and Eduardo Saliby. Consolidation effects: Whether and how inventories should be pooled. *Transportation Research Part E: Logistics and Transportation Review*, 45(5):678–692, 2009.
- Bob Willard. *The new sustainability advantage: seven business case benefits of a triple bottom line*. New Society Publishers, 2012.
- Yuankai Zhang, Lijun Sun, Xiangpei Hu, and Chen Zhao. Order consolidation for the last-mile split delivery in online retailing. *Transportation Research Part E: Logistics and Transportation Review*, 122:309–327, 2019.
- Walter Zinn. A historical review of postponement research. *Journal of business logistics*, 40(1):66–72, 2019.

## A Solution approach

In this section, we discuss the methodology used to solve the consolidation problem, which is based on efficient problem formulation and use of exact methods to get the optimal solution.

### A.1 Model development

For the multi-tier material consolidation problem, we develop an MILP model (see following section for details) using following mathematical to simplify the normally complex non-linear integer programming problem. The problem has non-linear terms in the objective function due to interaction of two tiers and exploitation of economies-of-scale, in addition to the “minimum of minimum” term in the optimisation problem as the objective being minimised includes a term to find minimum costing forging for machining parts.

**min-min term simplification** Suppose the objective function – being minimised – has a minimum term  $\min_i x_i, \forall i$ . Such terms not only complicate the problem but some modelling languages do not have explicit ways to model them. To simplify such terms, we introduce two auxiliary variables, say  $y_i$  and  $z$  such that,

$$\begin{aligned} z &= \min_i x_i, \\ z &\geq x_i - M(1 - y_i), \\ \sum_i y_i &= 1, \\ y_i &\in \{0, 1\}. \end{aligned} \tag{17}$$

Hence, min-min terms are simplified at the cost of extra auxiliary variables.

**Linearisation** Non-linear problems, such as mixed integer quadratic programming problems are more complex than the MILP. Consolidation problem results into a cubic integer programming problem. To further simplify the problem, we use linearisation, which is the process of converting non-linear terms into linear terms by introducing additional auxiliary variables. Suppose  $x_1$  and  $x_2$  are two binary variables and we want to linearise non-linear term  $x_1 \times x_2$  then we introduce a new binary variable  $z = x_1 \times x_2$  such that,

$$z \leq x_1, \quad z \leq x_2, \tag{18}$$

$$z \geq x_1 + x_2 - 1, \tag{19}$$

where (18) ensures that  $z$  is 0 when any of  $x_1$  or  $x_2$  is 0 and (19) ensures that  $z$  is 1 when both  $x_1$  and  $x_2$  are 1. Similarly, for  $n$  binary variables  $x_1, x_2, \dots, x_n$ , non-linear term  $\prod_{i=1}^n x_i$  can be linearised by introducing  $z = \prod_{i=1}^n x_i$  as given below.

$$z \leq x_i, \quad \forall i, \tag{20}$$

$$z \geq \sum_i x_i - (n - 1). \tag{21}$$

Now suppose,  $v$  is a continuous variable and  $u$  is a binary variable then to linearise  $v \times u$ , we introduce a continuous variable  $s = v \times u$  such that,

$$\begin{aligned} s &\leq u \times M, \\ s &\leq v, \\ s &\geq v - (1 - u) \times M, \\ s &\geq 0. \end{aligned} \tag{22}$$

Here, the first and last inequalities ensure that  $s$  is 0 when  $u$  is 0. Second inequality ensures that  $s$  is upper bounded by  $v$  and third inequality ensures that  $s$  is lower bounded by  $v$  when  $u$  is 1, i.e.,  $s = v$ .



**Pre-computations** The idea of pre-computations is to pre-calculate values required in the development of model which simplifies the optimisation of the model. For example, in the consolidation model the discounts of parts can be either decided by the model through optimisation or can be pre-computed because all the information required for calculating discounts on parts is given. On the other hand, discounts for forgings can't be pre-calculated because the information required to complete them is not available at the beginning rather dependent on parts.

## A.2 Exact method

The selection of methods to solve a problem mainly depends on a variety of factors, including the complexity of the problem and exact solution requirements. Exact methods provide optimal solution to the problem but can take longer to solve in some cases or maybe infeasible. Approximation methods like including heuristic and meta-heuristic methods can solve some problems faster but cannot guarantee optimal solutions. Although consolidation problem, being an MILP is an NP-hard problem, it can be solved using exact methods.

Using an exact method involves selection of a modelling language and selection of a solver library. Modelling languages are used to represent the problem in a programming language or translate optimisation problem to code. Modelling languages themselves do not solve the problem rather provide interface where different solvers can be plugged without changing the code. Hence, the time to solve an optimisation problem can be divided into two parts: time to generate model using the modelling language and time to solve the problem using the method. In some cases, modelling language can take more than half of the total time to just generate a model (Lee et al. (2020)).

Solver libraries provide methods which actually solve the optimisation problem, e.g., Gurobi and CPLEX. Readers can refer to Anand et al. (2017); Lee et al. (2020) for recent comparative study on optimisation solvers.

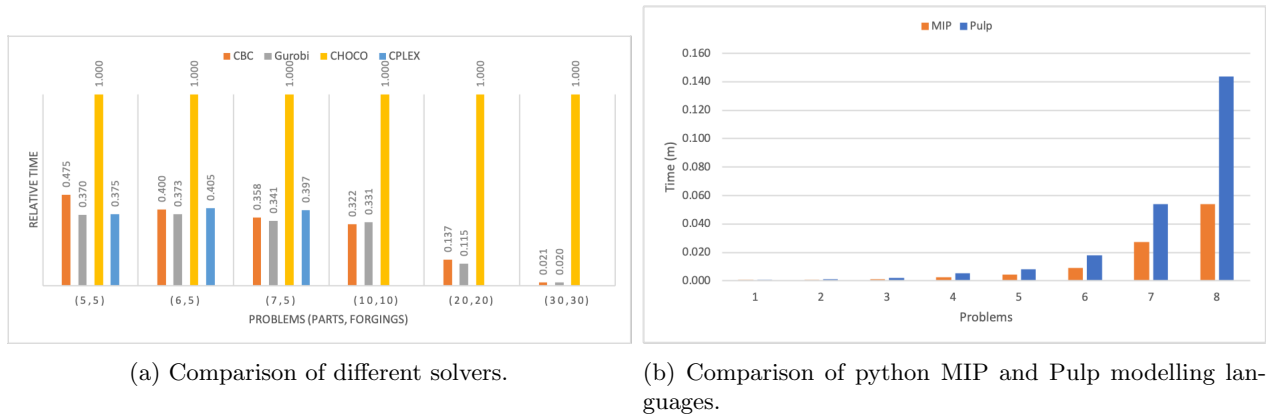


Figure 7: Comparison of few solver and modelling languages.

To solve the multi-tier material consolidation problem, we have explored freely available libraries, like CBC, Gurobi (fee academic license), CPLEX (free for smaller problems) and Choco as solvers, and Python MIP and Pulp as modelling libraries. We present comparative study of different modelling languages and solvers in Fig. 7, which presents time (in minutes) to solve different test problems listed in Table 2. For CPLEX, results are presented only on first three problems because it is freely available to solve smaller problems only. Sub-figure 7a presents comparative study of different solvers and as it is clear from the figure, Gurobi is the best solver for forging consolidation problem and takes significantly lesser time to solve the problems. CBC, the free solver also performs better than Choco for the test problems. Sub-figure 7b presents comparative study of modelling languages and shows that Python MIP is better than Pulp library to solve the problem.