
SURGICAL FINE-TUNING IMPROVES ADAPTATION TO DISTRIBUTION SHIFTS

Yoonho Lee* Annie S. Chen* Fahim Tajwar Ananya Kumar
 Huaxiu Yao Percy Liang Chelsea Finn
 Stanford University

ABSTRACT

A common approach to transfer learning under distribution shift is to fine-tune the last few layers of a pre-trained model, preserving learned features while also adapting to the new task. This paper shows that in such settings, selectively fine-tuning a subset of layers (which we term *surgical fine-tuning*) matches or outperforms commonly used fine-tuning approaches. Moreover, the type of distribution shift influences which subset is more effective to tune: for example, for image corruptions, fine-tuning only the first few layers works best. We validate our findings systematically across seven real-world data tasks spanning three types of distribution shifts. Theoretically, we prove that for two-layer neural networks in an idealized setting, first-layer tuning can outperform fine-tuning all layers. Intuitively, fine-tuning more parameters on a small target dataset can cause information learned during pre-training to be forgotten, and the relevant information depends on the type of shift.

1 INTRODUCTION

While deep neural networks have achieved impressive results in many domains, they are often brittle to even small distribution shifts between the source and target domains (Recht et al., 2019; Hendrycks & Dietterich, 2019; Koh et al., 2021). While many approaches to robustness attempt to directly generalize to the target distribution after training on source data (Peters et al., 2016; Arjovsky et al., 2019), an alternative approach is to fine-tune on a small amount of labeled target datapoints. Collecting such small labeled datasets can improve downstream performance in a cost-effective manner while substantially outperforming domain generalization and unsupervised adaptation methods (Rosenfeld et al., 2022; Kirichenko et al., 2022). We therefore focus on settings where we first train a model on a relatively large source dataset and then fine-tune the pre-trained model on a small target dataset, as a means of adapting to distribution shifts.

The motivation behind existing fine-tuning methods is to fit the new data while also preserving the information obtained during the pre-training phase. Such information preservation is critical for successful transfer learning, especially in scenarios where the source and target distributions share a lot of information despite the distribution shift. To reduce overfitting during fine-tuning, existing works have proposed using a smaller learning rate compared to initial pretraining (Kornblith et al., 2019; Li et al., 2020), freezing the early backbone layers and gradually unfreezing (Howard & Ruder, 2018; Mukherjee & Awadallah, 2019; Romero et al., 2020), or using a different learning rate for each layer (Ro & Choi, 2021; Shen et al., 2021).

We present a result in which preserving information in a non-standard way results in better performance. Contrary to conventional wisdom that one should fine-tune the last few layers to re-use the learned features, we observe that fine-tuning only the *early layers* of the network results in better performance on image corruption datasets such as CIFAR-10-C (Hendrycks & Dietterich, 2019). More specifically, as an initial finding, when transferring a model pretrained on CIFAR-10 to CIFAR-10-C by fine-tuning on a small amount of labeled corrupted images, fine-tuning only the first block of layers and freezing the others outperforms full fine-tuning on all parameters by almost 3% on average on unseen corrupted images.

*Equal contribution

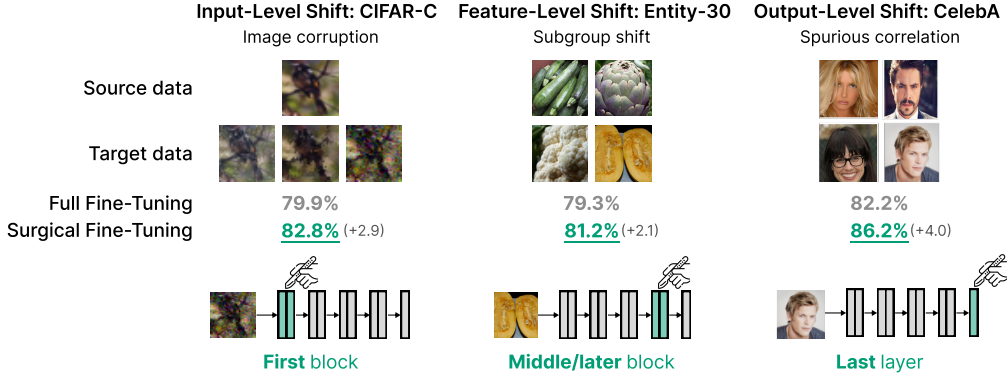


Figure 1: Surgical fine-tuning, where we tune only one block of parameters and freeze the remaining parameters, outperforms full fine-tuning on a range of distribution shifts. Moreover, we find that tuning different blocks performs best for different types of distribution shifts. Fine-tuning the first block works best for input-level shifts such as CIFAR-C (image corruption), later blocks work best for feature-level shifts such as Entity-30 (shift in entity subgroup), and tuning the last layer works best for output-level shifts such as CelebA (spurious correlation between gender and hair color).

To better understand this counterintuitive result, we study a general class of fine-tuning algorithms which we call *surgical fine-tuning*, defined as fine-tuning only a small contiguous subset of all layers in the pre-trained neural network. Equivalently, we could define surgical fine-tuning as freezing all but a few layers during fine-tuning. Parameter freezing can be beneficial because, depending on the relationship between the source and target tasks, some layer parameters trained on the source task may be close to a minima for the target distribution. Therefore, freezing these layers can facilitate generalization to the target distribution. We evaluate the performance of surgical fine-tuning with various layer choices on 7 different distribution shift scenarios, which we categorize into input-level, feature-level, and output-level shifts. As shown in Figure 1, fine-tuning only the first block of layers, the middle block, or the last layer can perform best in different distribution shift conditions, with the best such subset consistently outperforming fine-tuning all parameters.

To support our empirical results, we theoretically analyze why different types of distribution shifts require fine-tuning different layers. For two-layer neural networks, we show why fine-tuning the first layer is better for input perturbations but fine-tuning the last layer is better for label perturbations. We then present a setting where surgical fine-tuning on the first layer provably outperforms fine-tuning all parameters. If the target distribution contains only a few new “directions” (inputs outside the span of the source distribution), we show that tuning only the first layer can learn these new directions with very few target examples, while preserving all the information learned from the source distribution. However, we show that full fine-tuning forgets information learned from the source distribution—the last layer changes to accommodate the new target directions, but now performs poorly on examples outside the span of the training data. Motivated by the theoretical insight that freezing some layers can help generalization, we empirically analyze two criteria for automatically selecting layers to tune based on loss gradients. Tuning the layers selected by such criteria can also outperform full fine-tuning, though this procedure does not outperform manually choosing the best layers to tune.

Our main contribution is the empirical observation that fine-tuning only a small contiguous subset of layers can outperform full fine-tuning on a range of distribution shifts. Intriguingly, the best layers to tune differ for different distribution shift types (Figure 1). This finding is validated empirically across seven real-world datasets and three types of distribution shifts, and theoretically in an idealized two-layer neural network setup. We additionally empirically analyze two criteria for automatically selecting which layers to tune and find that fine-tuning only the layers with higher relative gradient norm outperforms full fine-tuning.

2 SURGICAL FINE-TUNING: FREEZING PARAMETERS DURING ADAPTATION

Our problem setting assumes two datasets from different distributions: a large dataset following the source distribution P_{src} , and a relatively smaller dataset following the target distribution P_{tgt} . The objective is to achieve high accuracy on *target data* by leveraging the different but closely related source distribution, a common scenario in real-world applications that require adaptation.

For example, the source dataset can be the 50,000 training images in CIFAR-10 (Krizhevsky et al., 2009) while the target dataset is a smaller set of 1000 corrupted CIFAR datapoints with the same image corruption (Hendrycks & Dietterich, 2019); see Figure 1 for more examples of source-target dataset pairs that we consider. To achieve high performance on the target distribution, a model should broadly fit the large source dataset and make minor adjustments based on the smaller target dataset.

We empirically evaluate transfer learning performance with a two-stage training procedure consisting of pre-training and fine-tuning. First, we pre-train a network to minimize the loss on the source dataset to obtain f_{src} , which has high accuracy in the source distribution. The fine-tuning stage starts from pre-trained model parameters and minimizes the loss on the labeled target data, resulting in the model f^{tgt} . We evaluate two fine-tuning settings in this section: supervised fine-tuning (Section 2.1) and unsupervised adaptation (Section 2.2). In all experiments, we perform early stopping on held-out target data according to the fine-tuning loss. Finally, we evaluate the performance of the fine-tuned model on held-out data from the target distribution, i.e. $\mathcal{L}_{\text{tgt}}(f^{\text{tgt}}) = \mathbb{E}_{(x,y) \sim P_{\text{tgt}}}[\ell(f^{\text{tgt}}(x), y)]$.

Our main focus is analyzing **surgical fine-tuning**, in which we fine-tune only a subset of layers of the pre-trained model while keeping the others frozen. Denote the pre-trained model as $f = f_n \circ \dots \circ f_1(x)$, where each layer f_i has parameters θ_i , and the empirical target loss as $\widehat{\mathcal{L}}_{\text{tgt}}$. Formally, surgical fine-tuning with respect to a subset $S \subseteq \{1, \dots, n\}$ of layers is defined as solving the optimization problem

$$\arg \min_{\theta_i \forall i \in S} \widehat{\mathcal{L}}_{\text{tgt}}(f(\theta_1, \dots, \theta_n)), \quad (1)$$

where all non-surgery parameters (θ_i for $i \notin S$) are fixed to their pre-trained values. Typical choices of parameters to optimize are fine-tuning all ($S = \{1, \dots, n\}$), last ($S = \{n\}$), or the last few layers ($S = \{n-k, \dots, n\}$). The main novelty of the surgical fine-tuning framework is that it additionally considers tuning earlier layers while keeping later layers frozen. For example, surgical fine-tuning on the first layer ($S = \{1\}$) updates only θ_1 , resulting in the fine-tuned model $f^{\text{tgt}}(x) = f_n^{\text{src}} \circ \dots \circ f_2^{\text{src}} \circ f_1^{\text{tgt}}(x)$.

Intuitively, surgical fine-tuning can outperform full fine-tuning when some layers in f^{src} are already near-optimal for the target distribution. As a hypothetical example, consider a scenario where there exist first-layer parameters θ_1^* such that changing only the first layer of f_{src} to θ_1^* achieves zero target loss. Here, first-layer fine-tuning ($S = \{1\}$) can find θ_1^* with a small amount of target data, while full fine-tuning ($S = \{1, \dots, n\}$) may needlessly update the other layers and thus underperform on held-out target data due to overfitting. We note that the efficacy of parameter freezing is a consequence of having limited target data, and choosing a bigger S will be beneficial in settings where target data is plentiful. Now that we have introduced the problem set-up, we will next empirically investigate how surgical fine-tuning with different choices of S performs on real datasets.

2.1 SURGICAL FINE-TUNING: EXPERIMENTS ON REAL DATA

In this subsection, we aim to empirically answer the following question: how does surgical parameter fine-tuning compare to full fine-tuning in terms of sample efficiency and performance on real-world datasets?

Datasets. We run experiments on seven real-world distribution shifts, categorized into input-level, feature-level, and output-level shifts, with examples shown in Figure 1. For more details about these datasets, see Appendix A.3.

- **Input-level shift:** (1) **CIFAR-C** (Hendrycks & Dietterich, 2019), (2) **ImageNet-C** (Kar et al., 2022). The source distributions correspond to the original CIFAR-10 and ImageNet datasets (Krizhevsky et al., 2009; Deng et al., 2009), respectively. The task is to classify images from the target datasets, which consist of corrupted images.
- **Feature-level shift:** (3) **Living-17** and (4) **Entity-30** (Santurkar et al., 2020): While the source and target distributions consist of the same classes, they contain different subpopulations of those classes. For example, in Entity-30, for the class “vegetables”, P_{src} and P_{tgt} will contain different subclasses of vegetables.
- **Output-level shift:** (5) **CIFAR-Flip**, (6) **Waterbirds**, and (7) **CelebA** (Sagawa et al., 2019). CIFAR-Flip is a synthetic task where the P_{src} consists of the original CIFAR-10 dataset and the

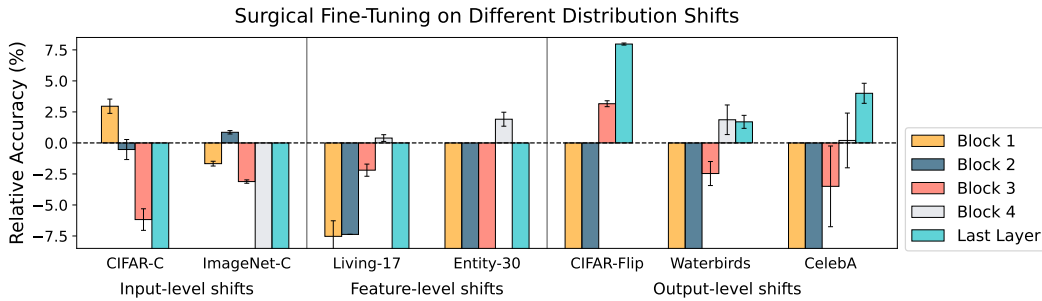


Figure 2: We present plots of relative accuracy, i.e. (surgical fine-tuning accuracy) - (full fine-tuning accuracy), along with standard errors across three runs. Fine-tuning a single parameter block can outperform full fine-tuning, and more importantly, different blocks are best for different distribution shifts. The location of the best block reflects the nature of the shift: tuning earlier layers performs best for input-level shifts while tuning later layers is best for output-level shifts.

target distribution is the same dataset where each label y has been flipped to be $9 - y$, e.g. the label 0 is now label 9 and vice versa. For Waterbirds and CelebA, the task labels are spuriously correlated with an attribute. The source distribution P_{src} is the training set while the target distribution P_{tgt} is a balanced subset with equal amounts of each of the four (label, spurious attribute) groups.

Model architectures and pre-training. For each task, before pre-training on P_{src} , we initialize with a model with ResNet-50 architecture pre-trained on ImageNet, except for experiments with CIFAR-C and CIFAR-Flip, which both use a ResNet-26 trained from scratch. After initialization, we pre-train on the source domain P_{src} and then fine-tune on a small amount of data from the target domain. We fine-tune with the Adam optimizer, sweeping over 3 learning rates. We choose the best hyperparameters and early stop based on accuracy on held-out target data. We report results across 3 seeds for all experiments. See [Appendix A.4](#) for more fine-tuning details.

Surgical fine-tuning. The models used consist of three (for ResNet-26) or four (for ResNet-50) convolutional blocks followed by a final fully connected layer. We denote these blocks as "Block 1", "Block 2", etc in the order that they process the input, and the fully connected layer as "Last Layer". For each experimental setting, we report the relative target distribution accuracy and standard error across three runs after surgical fine-tuning on each block of the network, fine-tuning only that block while freezing all other parameters. We compare against full fine-tuning, i.e. tuning all parameters to minimize target loss.

Experimental results. In Figure 2, we find that on every domain, surgically fine-tuning one block of the network outperforms tuning all parameters on the target distribution. We note that even matching full fine-tuning performance with surgical fine-tuning would indicate that ignoring some gradients is harmless; these results show that ignoring some gradients has a *positive effect*. Furthermore, we find that the best block to fine-tune is different across settings, depending on the nature of the distribution shift between source and target data. Datasets with an input-level shift are best handled by tuning the first network block, and similarly for feature-level shifts with a middle block and output-level shifts with the last layer. In [Figure 4](#), we find that on CIFAR-C, fine-tuning the first block matches and even outperforms full fine-tuning as well as tuning with other individual blocks when given varying amounts of data for tuning, although the gap between Block 1 and All decreases as the number of training points increases.

Intuitively, why might surgical fine-tuning match or even outperform full fine-tuning on distribution shifts? For each type of shift we consider (input-level, feature-level, and output-level), there is a sense in which one aspect of the distribution changes while everything else is kept the same, therefore requiring modification of only a small part of information learned during pre-training. For example, in image corruptions (categorized as an input-level shift), pixel-wise local features are shifted while the underlying structure of the data is the same in the source and target distributions. On the other hand, in a label shift (categorized as an output-level shift), the pixel-wise features remain the same in the source and target distributions while the mapping from final features to labels is shifted. This intuition is also in line with the independent causal mechanisms (ICM) principle ([Schölkopf et al., 2012](#); [Peters et al., 2017](#)), which states that the causal generative process of a system's variables is composed of autonomous modules that do not inform or influence one another. From this viewpoint, distribution shifts should correspond to local changes in the causal generative process. Because discriminative models learn to invert the generative process from label to datapoint, it suffices to

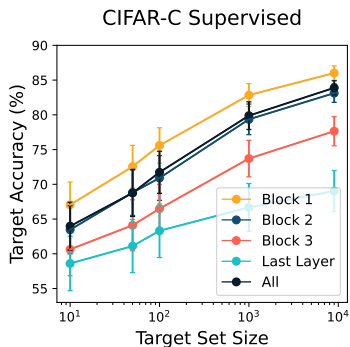


Figure 3: Surgical fine-tuning results on CIFAR-10-C with varying amounts of target data. Fine-tuning the early layers is beneficial even in the few-shot setting, given as few as 1 image per class for tuning. Error bars indicate the average standard error over 14 corruptions.

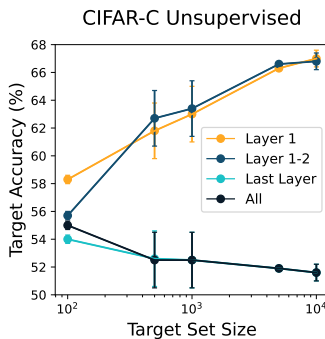


Figure 4: Online unsupervised adaptation with surgical fine-tuning for the Gaussian corruption in the CIFAR-C dataset. Adding data in an online fashion to full or last-layer tuning results in worse performance, whereas more data helps for first-layer adaptation. Error bars indicate the standard error across three runs.

Parameters	Episodic	Online
No adaptation	67.8	-
All	71.7	69.7
Layer 1	69.0	75.4
Layer 1-2	69.0	75.5
Block 1-2	69.0	75.3
Last	67.9	67.8

Table 1: Unsupervised adaptation accuracy on CIFAR-10-C, averaged across 10 corruptions.

Parameters	Episodic	Online
No adaptation	46.5	-
All	47.8	1.8
Layer 1	46.6	46.4
Block 1	46.7	49.0
Last	46.5	46.5

Table 2: Unsupervised adaptation accuracy on ImageNet-C, averaged across 14 corruptions.

fine-tune only the region of the network that corresponds to the change in the causal process. We formalize this intuition more concretely in our theoretical analysis in [Section 3](#).

2.2 UNSUPERVISED ADAPTATION WITH PARAMETER FREEZING

In this subsection, we aim to validate whether the findings from [Section 2.1](#) hold in the unsupervised test-time adaptation setting, where we adapt a model trained on source data to the target distribution using only unlabeled target data. We experiment with variants of a representative state-of-the-art unsupervised adaptation method ([Zhang et al., 2021a](#), MEMO), which minimizes marginal entropy of averaged predictions for a single image. We consider two settings: *online*, where the model retains updates from past test images, and *episodic*, where we reset the model back to the pre-trained weights after every test image.

Results in [Table 1](#) and [Table 2](#) show that the highest accuracy is achieved by adapting the first two layers and first block in the online setting for CIFAR-10-C and ImageNet-C respectively, and doing so outperforms fine-tuning all parameters. With full fine-tuning, online MEMO performance deteriorates as the test set size increases due to distortion of pre-trained features, as shown graphically in [Figure 4](#). In contrast, surgical fine-tuning mitigates this effect. These results are consistent with the supervised learning experiments in [Section 2.1](#), where adapting the early parameters was best for image corruption datasets. We show detailed results in [Appendix A.5](#).

3 ANALYSIS OF SURGICAL FINE-TUNING

We now present a theoretical and empirical analysis on idealized examples of distribution shifts, to better understand the role of surgical parameter tuning in our previous experimental results. In [Section 3.1](#), we present a setting with two-layer neural networks where tuning only the first layer can obtain zero loss on the target task while tuning only the last layer cannot and vice versa. Then, in [Section 3.2](#), we study a setting in which tuning only the first layer provably achieves zero loss while full fine-tuning overfits and gets non-zero loss due to limited data. Finally, in [Section 3.3](#), to support this theoretical analysis, we construct distribution shifts where localized subsets of parameters are substantially better suited for adaptation than tuning all or other parameters.

Theoretical setup. We focus on regression, where our goal is to map inputs $x \in \mathbb{R}^d$ to outputs $y \in \mathbb{R}$, and $l(y, \hat{y}) = (y - \hat{y})^2$ is the squared loss. We consider two-layer networks $f_{v,B}(x) = v^\top \phi(Bx)$ where $v \in \mathbb{R}^k$, $B \in \mathbb{R}^{k \times d}$, and ϕ is an elementwise activation function such as ReLU. Let $x_{\text{src}}, y_{\text{src}} \sim P_{\text{src}}$ and $x_{\text{trg}}, y_{\text{trg}} \sim P_{\text{trg}}$ be the inputs and outputs in the source and target distributions. We assume $y_{\text{src}} = f_{v_{\text{src}}, B_{\text{src}}}(x_{\text{src}})$ for some $v_{\text{src}}, B_{\text{src}}$. Note that $x_{\text{src}}, y_{\text{src}}, x_{\text{trg}}, y_{\text{trg}}$ are all random variables, and expectations are taken over all random variables if not specified. We define the population losses for source and target as $L_{\text{src}}(v, B) = \mathbb{E}[l(f_{v,B}(x_{\text{src}}), y_{\text{src}})]$ and $L_{\text{trg}}(v, B) = \mathbb{E}[l(f_{v,B}(x_{\text{trg}}), y_{\text{trg}})]$.

3.1 LAYER CHOICE AND EXPRESSIVITY: WHY FINE-TUNING THE RIGHT LAYER MATTERS

First note that for two-layer neural networks, we have two choices for surgical fine-tuning: the first layer and the last layer. We show by construction that if the distribution shift is closer to the input then first-layer tuning is better, but if the shift is closer to the output then last-layer tuning is better. In this section, we assume that ϕ is the elementwise ReLU function: $\phi(x)_i = \max(x_i, 0)$. Recall that we first train on lots of source data—suppose this gives us pretrained parameters $\hat{v}_{\text{src}}, \hat{B}_{\text{src}}$ which achieve minimum *source* loss: $L_{\text{src}}(\hat{v}_{\text{src}}, \hat{B}_{\text{src}}) = 0$.

Input perturbation. Suppose that the target input is a “perturbed” or “corrupted” version of the source input: $x_{\text{trg}} = Ax_{\text{src}}$ for some invertible matrix $A \in \mathbb{R}^{n \times n}$, where the corresponding label is unchanged: $y_{\text{trg}} = y_{\text{src}}$. We note that this simplified perturbation class includes some common image corruptions as brightness shift and Gaussian blur as special cases, while others such as pixelation are similarly linear projections but non-invertible. [Proposition 1](#) shows that for this distribution shift, tuning only the first layer can minimize the target loss but only changing the last layer may not.

Proposition 1. *For all $A, P_{\text{src}}, P_{\text{trg}}$ with $x_{\text{trg}} = Ax_{\text{src}}$ for invertible A and $y_{\text{trg}} = y_{\text{src}}$, there exists a first-layer B that can minimize the target loss: $\min_B L_{\text{trg}}(\hat{v}_{\text{src}}, B) = 0$. However, changing the last layer may not be sufficient: there exists such $A, P_{\text{src}}, P_{\text{trg}}$ such that the target loss is non-zero for any choice of last layer v : for all i , $\min_v L_{\text{trg}}(v, \hat{B}_{\text{src}}) > 0$.*

Intuitively, the first-layer can learn to “undo” the perturbation by selecting $B = A^{-1}$. However, if we freeze the first-layer then the representations $\phi(\hat{B}_{\text{src}}x_{\text{trg}})$ may miss important input directions in the target, so no last-layer v can produce the correct output. For a full statement and proof, see [Appendix A.1](#).

Label perturbation. Now suppose that the source and target inputs are the same $x_{\text{trg}} = x_{\text{src}}$, but the target output is perturbed from the source output: $y_{\text{trg}} = ty_{\text{src}}$ for some t . [Proposition 2](#) shows that tuning only the first layer may not achieve non-zero target loss for this distribution shift while tuning the last layer will do so.

Proposition 2. *For all $t, P_{\text{src}}, P_{\text{trg}}$ with $x_{\text{trg}} = x_{\text{src}}$, and $y_{\text{trg}} = ty_{\text{src}}$, there exists a last-layer v that can minimize the target loss: $\min_v L_{\text{trg}}(v, \hat{B}_{\text{src}}) = 0$. However, changing the first layer may not be sufficient—there exists such $t, P_{\text{src}}, P_{\text{trg}}$ such that the target loss is non-zero for any choice of first layer B : $\min_B L_{\text{trg}}(\hat{v}_{\text{src}}, B) = 0$*

Similarly to [Proposition 1](#), the last layer can adapt to the label shift by “reversing” the multiplication by t . In contrast, when the last layer is frozen and only the first layer is tuned, we may lack expressivity due to the information destroyed by the ReLU activation $\phi(\cdot)$. For a full statement and proof, see [Appendix A.1](#).

3.2 CAN SURGICAL FINE-TUNING OUTPERFORM FULL FINE-TUNING?

In this section, we show that first-layer fine-tuning can provably outperform full fine-tuning when we have an insufficient amount of target data. We show that this can happen even in tuning two-layer linear networks ([Kumar et al., 2022](#)), where ϕ is the identity map: for all i , $\phi(x)_i = x_i$. Our analysis suggests perhaps a more general principle underlying the benefits of surgical fine-tuning over full fine-tuning: by fine-tuning more parameters than necessary, the model can overfit to the small target dataset while forgetting relevant information learned during pre-training.

Pretraining. We first start with v_0, B_0 which are initialized randomly: $v_{0i} \sim N(0, \sigma_v^2)$ and $B_{0ij} \sim N(0, \sigma_B^2)$ for all i, j . We then run gradient descent on $L_{\text{src}}(v, B)$ to obtain $\hat{v}_{\text{src}}, \hat{B}_{\text{src}}$, which we assume minimizes the source loss: $L_{\text{src}}(\hat{v}_{\text{src}}, \hat{B}_{\text{src}}) = 0$.

Fine-tuning data. Suppose we have n target datapoints sampled from P_{trg} : $(x_{\text{trg}}^{(1)}, y_{\text{trg}}^{(1)}) \dots (x_{\text{trg}}^{(n)}, y_{\text{trg}}^{(n)})$. The empirical fine-tuning loss is given by: $\hat{L}_{\text{trg}}(v, B) = \sum_{i=1}^n l(f_{v, B}(x_{\text{trg}}^{(i)}), y_{\text{trg}}^{(i)})$.

		Added Noise			
		First block	Second block	Third block	Last layer
Tuned Layers	First block	92.5 (0.3)	27.7 (1.2)	27.2 (1.7)	37.4 (9.0)
	Second block	68.8 (2.3)	92.6 (0.3)	46.6 (2.6)	61.0 (4.4)
	Third block	48.0 (1.3)	59.7 (0.6)	92.1 (0.2)	92.0 (0.5)
	Last layer	33.7 (0.4)	34.8 (0.4)	62.0 (1.1)	91.8 (0.6)
	All	87.8 (1.2)	91.9 (0.2)	92.0 (0.1)	91.3 (0.3)

Figure 5: In this setting, we construct distribution shifts such that a particular block of parameters is substantially more suited for adaptation. We find that tuning only the subset of parameters that is responsible for the shift performs better than tuning any other block of parameters or all parameters. Darker blue indicates higher accuracy while darker red indicates lower accuracy.

Fine-tuning algorithms. We study two different gradient flows each corresponding to fine-tuning methods: first-layer tuning (fl) and full fine-tuning (ft).

$$\begin{aligned} \partial_t B_{\text{fl}}(t) &= -\nabla_B \hat{L}_{\text{trg}}(v_{\text{fl}}(t), B_{\text{fl}}(t)) & \partial_t v_{\text{fl}}(t) &= 0 \\ \partial_t B_{\text{ft}}(t) &= -\nabla_B \hat{L}_{\text{trg}}(v_{\text{ft}}(t), B_{\text{ft}}(t)) & \partial_t v_{\text{ft}}(t) &= -\nabla_v \hat{L}_{\text{trg}}(v_{\text{ft}}(t), B_{\text{ft}}(t)), \end{aligned}$$

with initial conditions $v_{\text{fl}}(0) = v_{\text{ft}}(0) = \hat{v}_{\text{src}}$ and $B_{\text{fl}}(0) = B_{\text{ft}}(0) = \hat{B}_{\text{src}}$. We denote the limit points of these gradient flows as $v_{\text{fl}}^\infty = \lim_{t \rightarrow \infty} v_{\text{fl}}(t)$, etc.

The following theorem shows that there exists a shift, where if we have a small target dataset, full fine-tuning does worse than first-layer tuning.

Theorem 1. *For any $\delta > 0$, there exists $d, k, P_{\text{src}}, P_{\text{trg}}, n$ such that with probability at least $1 - \delta$, first-layer tuning gets 0 loss at convergence, but full fine-tuning gets higher (non-zero) loss throughout the fine-tuning trajectory:*

$$L_{\text{trg}}(v_{\text{ft}}(t), B_{\text{ft}}(t)) > L_{\text{trg}}(v_{\text{fl}}^\infty, B_{\text{fl}}^\infty) = 0 \quad \forall t. \quad (2)$$

Intuitively, if P_{ood} contains a few additional directions in the input that are not present in P_{id} , then first layer-tuning can quickly learn those new directions. Full fine-tuning changes both the head v and feature extractor B to fit these new directions—however, because the head v has changed it may be incompatible with B in some directions not seen in the finite training set, thus “forgetting” some knowledge present in the source data. The full proof is in [Appendix A.2](#).

3.3 SURGICAL FINE-TUNING ON SYNTHETIC DISTRIBUTION SHIFTS

To better illustrate how specific subsets of parameters are better suited depending on the distribution shift, we model distribution shifts by adding noise to individual blocks of layers. More specifically, we initialize with a ResNet-26 model pretrained on the CIFAR-10 ([Krizhevsky et al., 2009](#)) training dataset. We then add noise to each of the three blocks or the last layer, simulating distribution shifts localized to those parameters, and then tune each of the different blocks of the network while freezing all other parameters on the CIFAR-10 test dataset.

In [Figure 5](#), we find that only tuning the subset of parameters that is responsible for the shift performs better than tuning any other subset of parameters and even outperforms tuning all layers, indicating that when tuning the parameters responsible for the shift, *tuning other parameters may actually hurt performance*.

4 AUTOMATICALLY SELECTING WHICH LAYERS TO TUNE

In this section, we investigate three criteria for automatically finding an adequate subset of layers to perform surgical fine-tuning on. We evaluate their fine-tuning performance versus full fine-tuning and another prior method on the 7 real-data domains introduced in [Section 2.1](#). We also analyze performance on the synthetic distribution shifts introduced in [Section 3.3](#).

4.1 CRITERIA FOR SELECTING LAYERS

We consider three metrics for automatically choosing which layers to freeze.

Method	Input-level Shifts		Feature-level Shifts		Output-level Shifts			Avg Rank
	CIFAR-C	IN-C	Living-17	Entity-30	CIFAR-F	Waterbirds	CelebA	
No Adaptation	52.6 (0)	18.2 (0)	80.7 (1.8)	58.6 (1.1)	0 (0)	31.7 (0.3)	27.8 (1.9)	-
Cross-Val	<u>82.8 (0.6)</u>	<u>51.6 (0.1)</u>	93.2 (0.3)	<u>81.2 (0.6)</u>	<u>93.8 (0.1)</u>	<u>89.9 (1.2)</u>	<u>86.2 (0.8)</u>	-
Full Fine-Tuning (All)	79.9 (0.7)	50.7 (0.1)	92.8 (0.7)	79.3 (0.6)	85.9 (0.4)	88.0 (1.2)	82.2 (1.3)	2.29
L_1 Regularize (Xuhong et al., 2018)	81.7 (0.6)	48.8 (0.3)	93.4 (0.5)	78.4 (0.1)	84.2 (1.2)	87.6 (1.9)	82.6 (1.8)	2.57
Auto-SNR	80.9 (0.7)	49.9 (0.2)	93.5 (0.2)	77.3 (0.3)	17.3 (0.7)	86.3 (0.7)	78.5 (1.8)	3.14
Auto-RGN	81.4 (0.6)	51.2 (0.2)	93.5 (0.3)	80.6 (1.2)	87.7 (2.8)	88.0 (0.7)	82.2 (2.7)	1.29

Table 3: We report the average accuracy and standard error achieved on the target distribution on 7 real-data tasks. Cross-Val, which requires as a surgical fine-tuning run for each block, performs the best, but we find that Auto-RGN performs the best out of all methods that require only 1 fine-tuning run, outperforming Full Fine-tuning, L_1 Regularize, and Auto-SNR. The best overall method for each shift is underlined, and the best among methods that use 1 fine-tuning run is bolded.

Cross-Val. After running surgical fine-tuning for all blocks, we select the best block based on a held-out validation set from the target distribution. While quite effective, this method requires as many fine-tuning runs as there are blocks inside the network.

Relative Gradient Norm (Auto-RGN). Within each layer, we measure the ratio of gradient norm to parameter norm, and select layers that have relatively larger gradients. Intuitively, our hypothesis is that layers with large gradient magnitudes may carry more information about the target task than others and can therefore be more useful. Formally, denote gradients at layer i as g_i . We define the relative gradient norm of this layer as $\text{RGN}(\theta_i) = \frac{\|g_i\|}{\|\theta_i\|}$. Then to alter fine-tuning with this criterion, at each epoch, we normalize the RGNs for each layer between 0 and 1 and then multiply the learning rate for each layer by its RGN. Using this criterion for fine-tuning requires no additional hyperparameters over tuning all layers and only one fine-tuning run.

Signal-to-Noise Ratio (Auto-SNR). For each layer i , this criterion is defined as $\text{SNR}(g_i) = \frac{\text{Avg}(g_i)^2}{\text{Var}(g_i)}$, with average and variance computed across (target) datapoints. Intuitively, SNR measures how noisy the gradient of each layer is and thus how much it may contribute to distorting the function learned during pre-training. This gradient-based criterion has been shown to be useful for early stopping (Mahseerci et al., 2017). During fine-tuning, we normalize the SNR for each layer between 0 and 1 and then freeze all layers that have SNR under a threshold that is tuned as an additional hyperparameter.

As an additional point of comparison, we compare using the above criteria for selecting layers to tune to regularizing the model towards the original parameters (L_1 **Regularize**) (Xuhong et al., 2018). This method is similar in spirit to the goal of surgical fine-tuning in that it aims to minimize changes to parameters already close to a minima for the target distribution. We report results regularizing using the L_1 norm since we found that to perform better than L_2 in our experiments.

4.2 RESULTS ON REAL WORLD DATASETS

In Table 3, we compare Cross-Val with 4 methods (Full Fine-Tuning, L_1 Regularize, Auto-SNR, and Auto-RGN) that require only 1 fine-tuning run. We find that auto-tuning with relative grad norm (Auto-RGN) matches or outperforms fine-tuning all parameters on all domains and is the most competitive method that requires only 1 fine-tuning run although it does not quite match the performance of Cross-Val. We find that Cross-Val corresponds in performance to the best surgical fine-tuning result for each dataset, which is expected, as the validation and test sets are both held-out subsets of the same target distribution. Auto-SNR struggles to extract the most effective layers for tuning and hence does worse on most shifts than All and Auto-RGN. The comparison L_1 Regularize performs slightly better overall across datasets than fine-tuning all without the regularization, but Auto-RGN outperforms L_1 Regularize on all datasets except CIFAR-C. All methods outperform not tuning on the target domain across the datasets (No Adaptation).

4.3 AUTOMATIC SELECTIVE FINE-TUNING IN SYNTHETIC DISTRIBUTION SHIFTS

As Auto-RGN is the best performing method that requires only one fine-tuning run, and in particular outperforms fine-tuning all layers, we further analyze what layers Auto-RGN chooses to fine-tune and see to what extent they correlate with our experiments in Section 2. To do so, we evaluate Auto-RGN

Tuned Layers	Full Fine-Tuning	Auto-RGN
Block 1	87.8 (1.2)	92.0 (0.4)
Block 2	91.9 (0.2)	92.7 (0.4)
Block 3	92.0 (0.1)	92.5 (0.4)
Last Layer	91.3 (0.3)	92.8 (0.3)

Table 4: Automatically choosing which layers to tune using the relative gradient norms (RGN) of each layer outperforms full fine-tuning on distribution shifts constructed by adding noise to different blocks of layers.

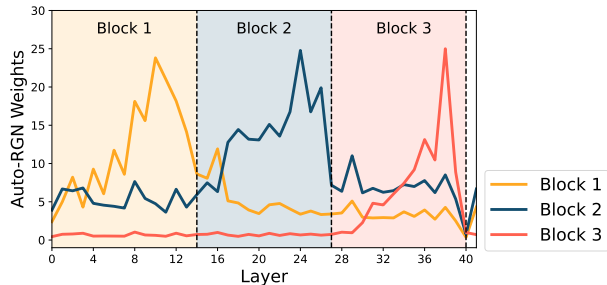


Figure 6: Auto-RGN consistently gives higher weights for the layers in the block responsible for the distribution shift than for the other layers.

on the synthetic distribution shifts introduced in Section 3.3, where we model distribution shifts by adding noise to blocks of parameters, and plot the weights that Auto-RGN gives to the layers.

We find that Auto-RGN is able to ascertain which parameters may be responsible for the shift and weight the learning of those parameters to be higher than the others, resulting in an informative signal that matches the performance of tuning only the noisy subset of parameters and outperforms full fine-tuning, as seen in Table 4. Figure 6 shows the accumulated weights given by Auto-RGN over the course of training for each layer, colored by block. The weights for the layers responsible for the distribution shifts are higher than the weights for the other layers.

5 RELATED WORK

Parameter freezing. Freezing parameters to preserve previously learned information has been shown to be an effective strategy in a diverse set of domains: domain adaptation (Sener et al., 2016; Long et al., 2016), early stopping (Mahsereci et al., 2017), generative models (Mo et al., 2020), and gradient-based meta-learning (Zintgraf et al., 2019; Raghu et al., 2019; Triantafillou et al., 2021). A highly effective approach to fast adaptation of large language models is prompt tuning (Li & Liang, 2021; Hambardzumyan et al., 2021; Lester et al., 2021; Wei et al., 2021), which can similarly be seen as an extreme special case of freezing where we only fine-tune the inputs to the neural network. Our surgical fine-tuning framework contains many such previous works as special cases, and our experiments highlight the value of carefully choosing the subset of parameters to freeze.

Transfer learning. Prior works in transfer learning have studied how fine-tuning may be used to adapt pretrained features to a target distribution (Oquab et al., 2014; Yosinski et al., 2014; Sharif Razavian et al., 2014). To preserve information obtained during pre-training, many works propose methods of regularizing the fine-tuning process (Zhang et al., 2020; Xuhong et al., 2018; Lee et al., 2019a; Jiang et al., 2019; Li et al., 2020; Aghajanyan et al., 2020; Gouk et al., 2021; Shen et al., 2021). In particular, many works show that freezing some parameters in the pre-trained model can reduce overfitting during fine-tuning (Kirkpatrick et al., 2017; Lee et al., 2019b; Guo et al., 2019; Ramasesh et al., 2020; Liu et al., 2021b), and we build on such observations. Module criticality (Zhang et al., 2019; Chatterji et al., 2019; Neyshabur et al., 2020), which independently examines each layers’ loss surface, is also closely related to our analysis. In contrast to existing works, we make the counterintuitive observation that freezing the later layers, or equivalently performing surgical fine-tuning on the early layers, can perform best in some settings. Furthermore, we study the relationship between the best subset of layers to tune and the nature of the distribution shift between the source and target distributions.

Distribution shifts. Many existing works have studied adaptation and robustness to various distribution shifts (Tzeng et al., 2014; Byrd & Lipton, 2019; Hendrycks et al., 2019; Arjovsky et al., 2019; Salman et al., 2020; Liu et al., 2021a; Wiles et al., 2021; Andreassen et al., 2021; Miller et al., 2021; Creager et al., 2021; Lee et al., 2022; Kumar et al., 2022). Such works typically frame robustness to distribution shift as a zero-shot generalization problem, where the model is trained on source and evaluated on target. We consider a different problem setting where the model is allowed to adapt to some labeled target data available. Some recent works have proposed methods for model adaptation at test time (Sun et al., 2020; Varsavsky et al., 2020; Iwasawa & Matsuo, 2021; Wang et al., 2020; Zhang et al., 2021a;b; Gandelsman et al., 2022). Recent works (Rosenfeld et al., 2022; Kirichenko et al., 2022) study a problem setting close to ours, showing that fine-tuning the last layer is sufficient for

adapting to datasets with a spuriously correlated attribute. Our experiments in [Section 2](#) confirm these results, and we further evaluate on a broader set of distribution shifts including image corruptions and shifts at the level of intermediate features. We find that fine-tuning different subsets of layers performs best for different types of distribution shifts, and also present theoretical analysis on the relationship between surgical fine-tuning and the type of distribution shift.

6 CONCLUSION

In this paper, we empirically find that when fine-tuning on a new target distribution, it is often best to perform surgical fine-tuning, i.e. to adapt only a small contiguous subset of parameters. More importantly, which subset is more effective to tune depends on the type of distribution shift. For example, on input-level shifts like image corruption, only tuning earlier layers can outperform fine-tuning all or only later layers. These results support our intuition from the independent causal mechanisms (ICM) principle: many distribution shifts can be explained by a shift in one module of the prediction mechanism and can thus be adapted to by tuning only a small subset of the network. Our empirical findings are supported by theoretical results, which show by construction that first-layer tuning may outperform full fine-tuning in an idealized two-layer neural network setting.

Additionally, manually choosing which layers to freeze with the framework of surgical fine-tuning requires more fine-tuning runs than fine-tuning all layers, so we analyze two criteria for automatically selecting which layers to tune. While Auto-RGN consistently improves over full fine-tuning, its performance does not match the best surgical fine-tuning approach. Future work may close this gap by investigating more effective criteria for automatic selection. More generally, a potentially fruitful direction for future work is in better understanding when a distribution shift would prefer a certain layer, potentially shedding light on the nature of different distribution shifts.

ACKNOWLEDGMENTS

We thank Suriya Gunasekar, Sebastien Bubeck, Ruoqi Shen, and Jeff Z. HaoChen, and members of the IRIS and RAIL labs for helpful discussions on this project. This work was supported by KFAS, NSF, Google, Juniper Networks, Stanford HAI, and Open Philanthropy.

REFERENCES

- Armen Aghajanyan, Akshat Shrivastava, Anchit Gupta, Naman Goyal, Luke Zettlemoyer, and Sonal Gupta. Better fine-tuning by reducing representational collapse. *arXiv preprint arXiv:2008.03156*, 2020. [page 9]
- Anders Andreassen, Yasaman Bahri, Behnam Neyshabur, and Rebecca Roelofs. The evolution of out-of-distribution robustness throughout fine-tuning. *arXiv preprint arXiv:2106.15831*, 2021. [page 9]
- Martin Arjovsky, Léon Bottou, Ishaan Gulrajani, and David Lopez-Paz. Invariant risk minimization. *arXiv preprint arXiv:1907.02893*, 2019. [page 1, 9]
- Jonathon Byrd and Zachary Lipton. What is the effect of importance weighting in deep learning? In *International Conference on Machine Learning*, pp. 872–881. PMLR, 2019. [page 9]
- Niladri S Chatterji, Behnam Neyshabur, and Hanie Sedghi. The intriguing role of module criticality in the generalization of deep networks. *arXiv preprint arXiv:1912.00528*, 2019. [page 9]
- Elliot Creager, Jörn-Henrik Jacobsen, and Richard Zemel. Environment inference for invariant learning. In *International Conference on Machine Learning*, pp. 2189–2200. PMLR, 2021. [page 9]
- Francesco Croce, Maksym Andriushchenko, Vikash Sehwal, Edoardo DeBenedetti, Nicolas Flammarion, Mung Chiang, Prateek Mittal, and Matthias Hein. Robustbench: a standardized adversarial robustness benchmark. *arXiv preprint arXiv:2010.09670*, 2020. [page 18, 19]

-
- Jia Deng, Wei Dong, Richard Socher, Li-Jia Li, Kai Li, and Li Fei-Fei. Imagenet: A large-scale hierarchical image database. In *2009 IEEE conference on computer vision and pattern recognition*, pp. 248–255. Ieee, 2009. [page 3, 18, 19]
- Simon S Du, Wei Hu, and Jason D Lee. Algorithmic regularization in learning deep homogeneous models: Layers are automatically balanced. *Advances in Neural Information Processing Systems*, 31, 2018. [page 17]
- Yossi Gandelsman, Yu Sun, Xinlei Chen, and Alexei A Efros. Test-time training with masked autoencoders. *arXiv preprint arXiv:2209.07522*, 2022. [page 9]
- Henry Gouk, Timothy Hospedales, and massimiliano pontil. Distance-based regularisation of deep networks for fine-tuning. In *International Conference on Learning Representations*, 2021. [page 9]
- Yunhui Guo, Honghui Shi, Abhishek Kumar, Kristen Grauman, Tajana Rosing, and Rogerio Feris. Spottune: transfer learning through adaptive fine-tuning. In *Proceedings of the IEEE/CVF conference on computer vision and pattern recognition*, pp. 4805–4814, 2019. [page 9]
- Karen Hambardzumyan, Hrant Khachatrian, and Jonathan May. WARP: Word-level Adversarial ReProgramming. In *Proceedings of the 59th Annual Meeting of the Association for Computational Linguistics*, pp. 4921–4933, Online, August 2021. Association for Computational Linguistics. doi: 10.18653/v1/2021.acl-long.381. [page 9]
- Kaiming He, Xiangyu Zhang, Shaoqing Ren, and Jian Sun. Deep residual learning for image recognition. *CoRR*, abs/1512.03385, 2015. [page 20]
- Dan Hendrycks and Thomas Dietterich. Benchmarking neural network robustness to common corruptions and perturbations. *Proceedings of the International Conference on Learning Representations*, 2019. [page 1, 3, 18, 19]
- Dan Hendrycks, Mantas Mazeika, Saurav Kadavath, and Dawn Song. Using self-supervised learning can improve model robustness and uncertainty. *Advances in neural information processing systems*, 32, 2019. [page 9]
- Jeremy Howard and Sebastian Ruder. Universal language model fine-tuning for text classification. *arXiv preprint arXiv:1801.06146*, 2018. [page 1]
- Yusuke Iwasawa and Yutaka Matsuo. Test-time classifier adjustment module for model-agnostic domain generalization. *Advances in Neural Information Processing Systems*, 34:2427–2440, 2021. [page 9]
- Haoming Jiang, Pengcheng He, Weizhu Chen, Xiaodong Liu, Jianfeng Gao, and Tuo Zhao. Smart: Robust and efficient fine-tuning for pre-trained natural language models through principled regularized optimization. *arXiv preprint arXiv:1911.03437*, 2019. [page 9]
- Oğuzhan Fatih Kar, Teresa Yeo, Andrei Atanov, and Amir Zamir. 3d common corruptions and data augmentation. In *Proceedings of the IEEE/CVF Conference on Computer Vision and Pattern Recognition*, pp. 18963–18974, 2022. [page 3]
- Polina Kirichenko, Pavel Izmailov, and Andrew Gordon Wilson. Last layer re-training is sufficient for robustness to spurious correlations. *arXiv preprint arXiv:2204.02937*, 2022. [page 1, 9]
- James Kirkpatrick, Razvan Pascanu, Neil Rabinowitz, Joel Veness, Guillaume Desjardins, Andrei A Rusu, Kieran Milan, John Quan, Tiago Ramalho, Agnieszka Grabska-Barwinska, et al. Overcoming catastrophic forgetting in neural networks. *Proceedings of the national academy of sciences*, 114 (13):3521–3526, 2017. [page 9]
- Pang Wei Koh, Shiori Sagawa, Henrik Marklund, Sang Michael Xie, Marvin Zhang, Akshay Bal-subramani, Weihua Hu, Michihiro Yasunaga, Richard Lanus Phillips, Irena Gao, et al. Wilds: A benchmark of in-the-wild distribution shifts. In *International Conference on Machine Learning*, pp. 5637–5664. PMLR, 2021. [page 1]

-
- Simon Kornblith, Jonathon Shlens, and Quoc V Le. Do better imagenet models transfer better? In *Proceedings of the IEEE/CVF conference on computer vision and pattern recognition*, pp. 2661–2671, 2019. [page 1]
- Alex Krizhevsky, Geoffrey Hinton, et al. Learning multiple layers of features from tiny images. 2009. [page 3, 7, 18, 19]
- Ananya Kumar, Aditi Raghunathan, Robbie Matthew Jones, Tengyu Ma, and Percy Liang. Fine-tuning can distort pretrained features and underperform out-of-distribution. In *International Conference on Learning Representations*, 2022. [page 6, 9, 17, 18, 19]
- Cheolhyoung Lee, Kyunghyun Cho, and Wanmo Kang. Mixout: Effective regularization to finetune large-scale pretrained language models. *arXiv preprint arXiv:1909.11299*, 2019a. [page 9]
- Jaejun Lee, Raphael Tang, and Jimmy Lin. What would elsa do? freezing layers during transformer fine-tuning. *arXiv preprint arXiv:1911.03090*, 2019b. [page 9]
- Yoonho Lee, Huaxiu Yao, and Chelsea Finn. Diversify and disambiguate: Learning from underspecified data. *arXiv preprint arXiv:2202.03418*, 2022. [page 9]
- Brian Lester, Rami Al-Rfou, and Noah Constant. The power of scale for parameter-efficient prompt tuning. *arXiv preprint arXiv:2104.08691*, 2021. [page 9]
- Hao Li, Pratik Chaudhari, Hao Yang, Michael Lam, Avinash Ravichandran, Rahul Bhotika, and Stefano Soatto. Rethinking the hyperparameters for fine-tuning. In *International Conference on Learning Representations*, 2020. [page 1, 9]
- Xiang Lisa Li and Percy Liang. Prefix-tuning: Optimizing continuous prompts for generation. *arXiv preprint arXiv:2101.00190*, 2021. [page 9]
- Evan Z Liu, Behzad Haghgoo, Annie S Chen, Aditi Raghunathan, Pang Wei Koh, Shiori Sagawa, Percy Liang, and Chelsea Finn. Just train twice: Improving group robustness without training group information. In *International Conference on Machine Learning*, pp. 6781–6792. PMLR, 2021a. [page 9]
- Yuhan Liu, Saurabh Agarwal, and Shivaram Venkataraman. Autofreeze: Automatically freezing model blocks to accelerate fine-tuning. *arXiv preprint arXiv:2102.01386*, 2021b. [page 9]
- Mingsheng Long, Han Zhu, Jianmin Wang, and Michael I Jordan. Unsupervised domain adaptation with residual transfer networks. In *Advances in Neural Information Processing Systems*, 2016. [page 9]
- Maren Mahsereci, Lukas Balles, Christoph Lassner, and Philipp Hennig. Early stopping without a validation set. *arXiv preprint arXiv:1703.09580*, 2017. [page 8, 9]
- John P Miller, Rohan Taori, Aditi Raghunathan, Shiori Sagawa, Pang Wei Koh, Vaishaal Shankar, Percy Liang, Yair Carmon, and Ludwig Schmidt. Accuracy on the line: on the strong correlation between out-of-distribution and in-distribution generalization. In *International Conference on Machine Learning*, pp. 7721–7735. PMLR, 2021. [page 9]
- Sangwoo Mo, Minsu Cho, and Jinwoo Shin. Freeze the discriminator: a simple baseline for fine-tuning gans. *arXiv preprint arXiv:2002.10964*, 2020. [page 9]
- Subhabrata Mukherjee and Ahmed Hassan Awadallah. Distilling transformers into simple neural networks with unlabeled transfer data. *arXiv preprint arXiv:1910.01769*, 1, 2019. [page 1]
- Behnam Neyshabur, Hanie Sedghi, and Chiyuan Zhang. What is being transferred in transfer learning? *Advances in neural information processing systems*, 33:512–523, 2020. [page 9]
- Maxime Oquab, Leon Bottou, Ivan Laptev, and Josef Sivic. Learning and transferring mid-level image representations using convolutional neural networks. In *Proceedings of the IEEE conference on computer vision and pattern recognition*, pp. 1717–1724, 2014. [page 9]

-
- Jonas Peters, Peter Bühlmann, and Nicolai Meinshausen. Causal inference by using invariant prediction: identification and confidence intervals. *Journal of the Royal Statistical Society: Series B (Statistical Methodology)*, 78(5):947–1012, 2016. [page 1]
- Jonas Peters, Dominik Janzing, and Bernhard Schölkopf. *Elements of causal inference: foundations and learning algorithms*. The MIT Press, 2017. [page 4]
- Aniruddh Raghu, Maithra Raghu, Samy Bengio, and Oriol Vinyals. Rapid learning or feature reuse? towards understanding the effectiveness of maml. *arXiv preprint arXiv:1909.09157*, 2019. [page 9]
- Vinay V Ramasesh, Ethan Dyer, and Maithra Raghu. Anatomy of catastrophic forgetting: Hidden representations and task semantics. *arXiv preprint arXiv:2007.07400*, 2020. [page 9]
- Benjamin Recht, Rebecca Roelofs, Ludwig Schmidt, and Vaishaal Shankar. Do imagenet classifiers generalize to imagenet? In *International Conference on Machine Learning*, pp. 5389–5400. PMLR, 2019. [page 1]
- Youngmin Ro and Jin Young Choi. Autolr: Layer-wise pruning and auto-tuning of learning rates in fine-tuning of deep networks. In *Proceedings of the AAAI Conference on Artificial Intelligence*, volume 35, pp. 2486–2494, 2021. [page 1]
- Miguel Romero, Yannet Interian, Timothy Solberg, and Gilmer Valdes. Targeted transfer learning to improve performance in small medical physics datasets. *Medical Physics*, 47(12):6246–6256, 2020. [page 1]
- Elan Rosenfeld, Pradeep Ravikumar, and Andrej Risteski. Domain-adjusted regression or: Erm may already learn features sufficient for out-of-distribution generalization. *arXiv preprint arXiv:2202.06856*, 2022. [page 1, 9]
- Shiori Sagawa, Pang Wei Koh, Tatsunori B Hashimoto, and Percy Liang. Distributionally robust neural networks for group shifts: On the importance of regularization for worst-case generalization. *arXiv preprint arXiv:1911.08731*, 2019. [page 3, 18, 19]
- Hadi Salman, Andrew Ilyas, Logan Engstrom, Ashish Kapoor, and Aleksander Madry. Do adversarially robust imagenet models transfer better? *Advances in Neural Information Processing Systems*, 33:3533–3545, 2020. [page 9]
- Shibani Santurkar, Dimitris Tsipras, and Aleksander Madry. Breeds: Benchmarks for subpopulation shift. *arXiv preprint arXiv:2008.04859*, 2020. [page 3, 18, 19]
- Bernhard Schölkopf, Dominik Janzing, Jonas Peters, Eleni Sgouritsa, Kun Zhang, and Joris Mooij. On causal and anticausal learning. In *International Conference on Machine Learning*, 2012. [page 4]
- Ozan Sener, Hyun Oh Song, Ashutosh Saxena, and Silvio Savarese. Learning transferrable representations for unsupervised domain adaptation. *Advances in neural information processing systems*, 29, 2016. [page 9]
- Ali Sharif Razavian, Hossein Azizpour, Josephine Sullivan, and Stefan Carlsson. Cnn features off-the-shelf: an astounding baseline for recognition. In *Proceedings of the IEEE conference on computer vision and pattern recognition workshops*, pp. 806–813, 2014. [page 9]
- Zhiqiang Shen, Zechun Liu, Jie Qin, Marios Savvides, and Kwang-Ting Cheng. Partial is better than all: Revisiting fine-tuning strategy for few-shot learning. In *Proceedings of the AAAI Conference on Artificial Intelligence*, volume 35, pp. 9594–9602, 2021. [page 1, 9]
- Yu Sun, Xiaolong Wang, Zhuang Liu, John Miller, Alexei Efros, and Moritz Hardt. Test-time training with self-supervision for generalization under distribution shifts. In *International conference on machine learning*, pp. 9229–9248. PMLR, 2020. [page 9]
- Eleni Triantafyllou, Hugo Larochelle, Richard Zemel, and Vincent Dumoulin. Learning a universal template for few-shot dataset generalization. In *International Conference on Machine Learning*, pp. 10424–10433. PMLR, 2021. [page 9]

-
- Eric Tzeng, Judy Hoffman, Ning Zhang, Kate Saenko, and Trevor Darrell. Deep domain confusion: Maximizing for domain invariance. *arXiv preprint arXiv:1412.3474*, 2014. [page 9]
- Thomas Varsavsky, Mauricio Orbes-Arteaga, Carole H Sudre, Mark S Graham, Parashkev Nachev, and M Jorge Cardoso. Test-time unsupervised domain adaptation. In *International Conference on Medical Image Computing and Computer-Assisted Intervention*, pp. 428–436. Springer, 2020. [page 9]
- Dequan Wang, Evan Shelhamer, Shaoteng Liu, Bruno Olshausen, and Trevor Darrell. Tent: Fully test-time adaptation by entropy minimization. *arXiv preprint arXiv:2006.10726*, 2020. [page 9, 20]
- Jason Wei, Maarten Bosma, Vincent Y Zhao, Kelvin Guu, Adams Wei Yu, Brian Lester, Nan Du, Andrew M Dai, and Quoc V Le. Finetuned language models are zero-shot learners. *arXiv preprint arXiv:2109.01652*, 2021. [page 9]
- Olivia Wiles, Sven Gowal, Florian Stimberg, Sylvestre Alvisé-Rebuffi, Ira Ktena, Taylan Cemgil, et al. A fine-grained analysis on distribution shift. *arXiv preprint arXiv:2110.11328*, 2021. [page 9]
- Sang Michael Xie, Ananya Kumar, Robbie Jones, Fereshte Khani, Tengyu Ma, and Percy Liang. In-N-out: Pre-training and self-training using auxiliary information for out-of-distribution robustness. In *International Conference on Learning Representations (ICLR)*, 2021. [page 16]
- LI Xuhong, Yves Grandvalet, and Franck Davoine. Explicit inductive bias for transfer learning with convolutional networks. In *International Conference on Machine Learning*, pp. 2825–2834. PMLR, 2018. [page 8, 9]
- Jason Yosinski, Jeff Clune, Yoshua Bengio, and Hod Lipson. How transferable are features in deep neural networks? *Advances in neural information processing systems*, 27, 2014. [page 9]
- Chiyuan Zhang, Samy Bengio, and Yoram Singer. Are all layers created equal? 2019. [page 9]
- Jeffrey O Zhang, Alexander Sax, Amir Zamir, Leonidas Guibas, and Jitendra Malik. Side-tuning: a baseline for network adaptation via additive side networks. In *European Conference on Computer Vision*, pp. 698–714. Springer, 2020. [page 9]
- Marvin Zhang, Sergey Levine, and Chelsea Finn. Memo: Test time robustness via adaptation and augmentation. *arXiv preprint arXiv:2110.09506*, 2021a. [page 5, 9, 20, 21]
- Marvin Zhang, Henrik Marklund, Nikita Dhawan, Abhishek Gupta, Sergey Levine, and Chelsea Finn. Adaptive risk minimization: Learning to adapt to domain shift. *Advances in Neural Information Processing Systems*, 34:23664–23678, 2021b. [page 9]
- Luisa Zintgraf, Kyriacos Shiarli, Vitaly Kurin, Katja Hofmann, and Shimon Whiteson. Fast context adaptation via meta-learning. In *International Conference on Machine Learning*, pp. 7693–7702. PMLR, 2019. [page 9]

A APPENDIX

A.1 PROOFS FOR SECTION 3.1

Proposition 1. *For all $A, P_{\text{src}}, P_{\text{trg}}$ with $x_{\text{trg}} = Ax_{\text{src}}$ for invertible A and $y_{\text{trg}} = y_{\text{src}}$, there exists a first-layer B that can minimize the target loss: $\min_B L_{\text{trg}}(\hat{v}_{\text{src}}, B) = 0$. However, changing the last layer may not be sufficient: there exists such $A, P_{\text{src}}, P_{\text{trg}}$ such that the target loss is non-zero for any choice of last layer v : for all v , $\min_v L_{\text{trg}}(v, \hat{B}_{\text{src}}) > 0$.*

Proof. Let $\hat{B}_{\text{src}}, \hat{v}_{\text{src}}$ be minimum loss solutions so that $y_{\text{src}} = \hat{v}_{\text{src}}\phi(\hat{B}_{\text{src}}x_{\text{src}})$ for all $x_{\text{src}}, y_{\text{src}}$. Denoting $B = \hat{B}_{\text{src}}A^{-1}$, we have for all x_{trg}

$$\hat{v}_{\text{src}}\phi(Bx_{\text{trg}}) = \hat{v}_{\text{src}}\phi(\hat{B}_{\text{src}}A^{-1}Ax_{\text{src}}) = \hat{v}_{\text{src}}\phi(\hat{B}_{\text{src}}x_{\text{src}}) = y_{\text{src}} = y_{\text{trg}}. \quad (3)$$

Therefore, this pair of parameters v, B achieves $L_{\text{trg}}(\hat{v}_{\text{src}}, B) = 0$.

We construct a counterexample showing the impossibility of last-layer tuning as follows. Recall that $\phi(\cdot)$ is the elementwise ReLU function. Let $A = -I$, an invertible diagonal matrix with all entries -1 . Let the source distribution be so that $\hat{B}_{\text{src}}x_{\text{src}}$ has only positive entries for all x_{src} in its support. Then for any v , we have $v\phi(\hat{B}_{\text{src}}x_{\text{trg}}) = v\phi(-\hat{B}_{\text{src}}x_{\text{src}}) = 0$, so the expected loss is positive. Therefore, $\min_v L_{\text{trg}}(v, \hat{B}_{\text{src}}) > 0$. \square

Proposition 2. *For all $t, P_{\text{src}}, P_{\text{trg}}$ with $x_{\text{trg}} = x_{\text{src}}$, and $y_{\text{trg}} = ty_{\text{src}}$, there exists a last-layer v that can minimize the target loss: $\min_v L_{\text{trg}}(v, \hat{B}_{\text{src}}) = 0$. However, changing the first layer may not be sufficient—there exists such $t, P_{\text{src}}, P_{\text{trg}}$ such that the target loss is non-zero for any choice of first layer B : $\min_B L_{\text{trg}}(\hat{v}_{\text{src}}, B) > 0$*

Proof. Let $\hat{B}_{\text{src}}, \hat{v}_{\text{src}}$ be minimum loss solutions so that $y_{\text{src}} = \hat{v}_{\text{src}}\phi(\hat{B}_{\text{src}}x_{\text{src}})$ for all $x_{\text{src}}, y_{\text{src}}$. Let $v = t\hat{v}_{\text{src}}$. Then for all x_{trg} ,

$$v\phi(\hat{B}_{\text{src}}x_{\text{trg}}) = t\hat{v}_{\text{src}}\phi(\hat{B}_{\text{src}}x_{\text{src}}) = ty_{\text{src}} = y_{\text{trg}}. \quad (4)$$

Therefore, this pair of parameters v, \hat{B}_{src} achieves $L_{\text{trg}}(v, \hat{B}_{\text{src}}) = 0$.

We next construct a counterexample showing that tuning only the first layer may not be sufficient. Recall that $\phi(\cdot)$ is the elementwise ReLU function. Let $t = -1$. Let the source distribution be so that both Bx_{src} and \hat{v}_{src} consist only of positive entries for all x_{src} in its support. For any B , both \hat{v}_{src} and $\phi(Bx_{\text{trg}})$ consist only of positive entries, so $\hat{v}_{\text{src}}\phi(Bx_{\text{trg}})$ cannot express $y_{\text{trg}} = -y_{\text{src}} < 0$. so the expected loss is positive for any B . Therefore, $\min_B L_{\text{trg}}(\hat{v}_{\text{src}}, B) > 0$. \square

A.2 PROOF OF THEOREM 1 IN SECTION 3.2

We introduce some additional setup, prove two key lemmas which bound the loss of first-layer tuning and full fine-tuning respectively, and then this immediately implies Theorem 1.

Defining the label distribution. We assume that $P(y | x)$ is the same in both the source and the target. That is, we assume there exists some v_*, B_* such that $y = v_*^\top B_* x$ for both P_{src} and P_{trg} . Let $w_* = B_*^\top v_*$.

Defining the covariate distributions. Now, we define the distribution over the inputs x . Let the source distribution P_{src} have density on a d_{src} -dimensional subspace, where $d_{\text{src}} < d$ (recall that the input dimension is d). Formally, this means that there exists some $S_{\text{src}} \in \mathbb{R}^{d \times d_{\text{src}}}$ with linearly independent columns, and some distribution $P_{\text{src}}^{(z)}$ with density on $\mathbb{R}^{d_{\text{src}}}$, such that P_{src} has the distribution $S_{\text{src}}z$ where $z \sim P_{\text{src}}^{(z)}$.

We assume a non-degeneracy condition—that the optimal model w_* does not map (non-zero) source examples to 0: for all source examples $x \in \text{colspace}(S_{\text{src}})$, if $x \neq 0$, then $w_*^\top x \neq 0$. If w_* were random or had some noise then this would hold with probability 1.

Suppose we have an orthogonal distribution P_{orth} which has density on a d_{orth} dimensional subspace. Formally, this means that there exists some $S_{\text{orth}} \in \mathbb{R}^{d \times d_{\text{orth}}}$ with linearly independent columns, and some distribution $P_{\text{orth}}^{(z)}$ with density on $\mathbb{R}^{d_{\text{orth}}}$, such that P_{orth} has the distribution $S_{\text{orth}}z$ where $z \sim P_{\text{orth}}^{(z)}$. We assume that the support of P_{orth} and P_{src} are orthogonal—that is, the columns of S_{orth} and the columns of S_{src} are all orthogonal.

The target distribution P_{trg} is an equal mixture of the source distribution P_{src} and the orthogonal distribution P_{orth} :

$$P_{\text{trg}} = \frac{1}{2}(P_{\text{src}} + P_{\text{orth}}) \quad (5)$$

This means that to sample from P_{trg} , with probability 0.5 we pick a sample from P_{src} and with probability 0.5 we pick a sample from P_{orth} .

First layer tuning gets 0 target loss. We first show that first-layer tuning gets 0 loss on the target distribution:

Lemma 1. *For any $\delta > 0$, suppose $n > 10d_{\text{orth}} \log \frac{2}{\delta}$. Then with probability at least $1 - \delta$, first-layer tuning gets 0 loss at convergence:*

$$L_{\text{trg}}(v_{\text{fl}}^{\infty}, B_{\text{fl}}^{\infty}) = 0 \quad (6)$$

Proof. We first note that first-layer tuning does not update the head v , so we have $v_{\text{fl}}^{\infty} = \hat{v}_{\text{src}}$.

Convex so converges. Note that the loss \hat{L}_{trg} is convex in B . To see this, note that we can write:

$$\hat{L}_{\text{trg}}(v, B) = \sum_{i=1}^n (v^{\top} B x_{\text{trg}}^{(i)} - y_{\text{trg}}^{(i)})^2 = (\text{Tr}(x_{\text{trg}}^{(i)} v^{\top} B) - y_{\text{trg}}^{(i)})^2. \quad (7)$$

$\text{Tr}(x_{\text{trg}}^{(i)} v^{\top} B)$ is a linear function of B , so this is simply a least squares regression problem and is convex. This means that gradient flow converges to a minimizer of the *train* loss:

$$\hat{L}_{\text{trg}}(\hat{v}_{\text{src}}, B_{\text{fl}}^{\infty}) \leq \hat{L}_{\text{trg}}(\hat{v}_{\text{src}}, B) \quad \forall B. \quad (8)$$

However, since $\hat{v}_{\text{src}} \neq 0$, there exists B such that $\hat{L}_{\text{trg}}(\hat{v}_{\text{src}}, B) = 0$, so since the loss is non-negative, this implies that:

$$\hat{L}_{\text{trg}}(\hat{v}_{\text{src}}, B_{\text{fl}}^{\infty}) = 0. \quad (9)$$

Define ID and orthogonal training examples. We note that every example x sampled from P_{trg} comes from exactly one of P_{orth} or P_{src} .¹ We group examples based on which distribution they come from. Let X_{src} and X_{orth} denote the source and orthogonal examples respectively, where X_i denotes

$$X_{\text{src}} = \{x_{\text{trg}}^{(i)} : x_{\text{trg}}^{(i)} \in \text{colspace}(S_{\text{src}})\} \quad X_{\text{orth}} = \{x_{\text{trg}}^{(i)} : x_{\text{trg}}^{(i)} \in \text{colspace}(S_{\text{orth}})\} \quad (10)$$

Enough to get a basis correct. Since we are working with linear models, it suffices to get all examples in a basis correct to get the entire subspace correct. Stated formally, if $v^{\top} Bx = v_*^{\top} B_*x$ and $v^{\top} Bx' = v_*^{\top} B_*x'$, then the equality holds for any linear combination as well: $v^{\top} B(\alpha x + \beta x') = v_*^{\top} B_*(\alpha x + \beta x')$ for all α, β . So to show that $L_{\text{trg}}(\hat{v}_{\text{src}}, B_{\text{fl}}^{\infty}) = 0$ suffices to show that $\hat{v}_{\text{src}}^{\top} B_{\text{fl}}^{\infty} x = v_*^{\top} B_*x$ for some set of x that spans the support of P_{src} and P_{orth} .

X_{orth} spans orthogonal subspace. A standard application of Hoeffding gives us that with probability $\geq 1 - \delta/2$, we have at least d_{orth} examples from the orthogonal distribution: $|X_{\text{orth}}| \geq d_{\text{orth}}$. Since P_{orth} has density on a d_{orth} dimensional subspace, from e.g., Lemma 3 in [Xie et al. \(2021\)](#) these examples will span the orthogonal subspace almost surely: $\text{span}(X_{\text{orth}}) = \text{colspace}(S_{\text{orth}})$. Intuitively, since P_{orth} has density we will sample points in different directions.

Get all examples in orthogonal subspace correct. Since we have 0 training loss, and X_{orth} spans the support of P_{orth} , this means that we get all examples in the orthogonal subspace correct—that is, for all x in the support of P_{orth} , we have: $\hat{v}_{\text{src}}^{\top} B_{\text{fl}}^{\infty} x = v_*^{\top} B_*x$.

¹Since the distributions have density on some subspace, x is almost surely non-zero.

Get all examples in source subspace correct. For the source subspace we will split into two cases. First, we define the region of the source subspace $\text{colspace}(S_{\text{src}})$ that is orthogonal to all source training examples X_{src} :

$$X_{\text{src}}^\perp = \{x \in \text{colspace}(S_{\text{src}}) : \forall x' \in X_{\text{src}}. x \perp x'\}. \quad (11)$$

Since we have 0 training loss, we get all examples in the span of the source training examples correct: for all $x \in \text{span}(X_{\text{src}})$ we have: $\hat{v}_{\text{src}}^\top B_{\text{fit}}^\infty x = v_*^\top B_* x$.

For all $x \in X_{\text{src}}^\perp$, from Lemma A.3 in Kumar et al. (2022) we have that $B_{\text{fit}}^\infty x = B_{\text{fit}}(0)x = \hat{B}_{\text{src}}x$. But this means that $\hat{v}_{\text{src}}^\top B_{\text{fit}}^\infty x = \hat{v}_{\text{src}}^\top \hat{B}_{\text{src}}x$. Since we assumed that we pretrained to get 0 loss on the source we have: $\hat{v}_{\text{src}}^\top \hat{B}_{\text{src}}x = v_*^\top B_* x$.

Combining these two cases, we get all examples in the support of P_{src} correct.

P_{trg} is a mixture of P_{src} and P_{orth} . Since we get 0 loss on the support of P_{src} and support of P_{orth} , and P_{trg} is a mixture of the two, we get 0 loss on P_{trg} as well:

$$L_{\text{trg}}(\hat{v}_{\text{src}}, B_{\text{fit}}^\infty) = 0 \quad (12)$$

□

Lemma 2. *Suppose the representation dimension is 1-dimensional ($k = 1$) and $d_{\text{src}} > n$. Then with probability at least 1, full fine-tuning gets positive (non-zero) loss at all times t :*

$$L_{\text{trg}}(v_{\text{fit}}(t), B_{\text{fit}}(t)) > 0 \quad (13)$$

Proof. First, we note that since $n < d_{\text{src}}$, and we only have n training examples, our training examples do not span the source distribution. That is, there exists some source example $x_s \in \text{colspace}(S_{\text{src}})$ which is in the support of P_{src} , $x_s \neq 0$, which is orthogonal to all the training examples: $x_s \perp x_{\text{trg}}^{(i)}$ for all $1 \leq i \leq n$. Choose such an x_s .

We note that since $k = 1$ (the representation dimension is 1), $v_{\text{fit}}(t) \in \mathbb{R}$ is a scalar, and $B_{\text{fit}}(t), B_* \in \mathbb{R}^{1 \times d}$ are row vectors. For notational convenience, let $b(t) = B_{\text{fit}}(t)^\top$, $b_* = B_*^\top$, and $\hat{b}_{\text{src}} = \hat{B}_{\text{src}}^\top$, so we have for example $y_{\text{trg}}^{(i)} = v_* b_*^\top x_{\text{trg}}^{(i)}$.

$v_{\text{fit}}(t)$ cannot change for zero loss. First, we show that if $v_{\text{fit}}(t) \neq \hat{v}_{\text{src}}$ then $L_{\text{trg}}(v_{\text{fit}}(t), B_{\text{fit}}(t)) > 0$. Since x_s is orthogonal to the training examples, from Lemma A.3 in Kumar et al. (2022), we have $b(t)^\top x_s = \hat{b}_{\text{src}}^\top x_s$. Since pretraining gave us 0 loss on the source distribution, we have $\hat{v}_{\text{src}} \hat{b}_{\text{src}}^\top x_s = v_* b_*^\top x_s$. Recall that we assumed that $w_*^\top x_s \neq 0$ if $x_s \neq 0$, which implies that $\hat{b}_{\text{src}}^\top x_s \neq 0$ since pretraining gets all the source examples right, and the ground truth label for all non-zero source examples is non-zero. But then if $v_{\text{fit}}(t) \neq \hat{v}_{\text{src}}$, we have: $v_{\text{fit}}(t)b(t)^\top x_s \neq \hat{v}_{\text{src}} \hat{b}_{\text{src}}^\top x_s = v_* b_*^\top x_s$. Since P_{src} has density, we can construct a small ball B of non-zero probability around x_s such that for all $x \in B$, $v_{\text{fit}}(t)b(t)^\top x \neq v_* b_*^\top x$. This implies that $L_{\text{trg}}(v_{\text{fit}}(t), B_{\text{fit}}(t)) > 0$.

$v_{\text{fit}}(t)$ must change for zero loss. Next, suppose that $L_{\text{trg}}(v_{\text{fit}}(t), B_{\text{fit}}(t)) = 0$. We will show $v_{\text{fit}}(t) \neq \hat{v}_{\text{src}}$. Suppose for the sake of contradiction that $v_{\text{fit}}(t) = \hat{v}_{\text{src}}$.

From Lemma A.4 in Kumar et al. (2022) (also see Theorem 2.2 in Du et al. (2018)), we have:

$$\hat{v}_{\text{src}}^2 - \hat{b}_{\text{src}}^\top \hat{b}_{\text{src}} = v_{\text{fit}}(t)^2 - b(t)^\top b(t). \quad (14)$$

Since $\hat{v}_{\text{src}} = v_{\text{fit}}(t)$, this gives us:

$$\hat{b}_{\text{src}}^\top \hat{b}_{\text{src}} = b(t)^\top b(t). \quad (15)$$

Let $R = \text{colspace}(S_{\text{src}})$ be the source subspace. Since P_{src} is a subset of P_{trg} , we have that $(v_{\text{fit}}(t), b(t))$ also gets 0 loss on the source distribution, and we have:

$$\Pi_R(v_* b_*) = \Pi_R(\hat{v}_{\text{src}} \hat{b}_{\text{src}}) = \Pi_R(v_{\text{fit}}(t) b(t)). \quad (16)$$

Since $v_0 = v_{\text{fit}}(t)$, we have:

$$\Pi_R(v_{\text{fit}}(t) \hat{b}_{\text{src}}) = \Pi_R(v_{\text{fit}}(t) b(t)). \quad (17)$$

Since $v_{\text{ft}}(t) \neq 0$ (otherwise we would get source examples wrong):

$$\Pi_R(\hat{b}_{\text{src}}) = \Pi_R(b(t)). \quad (18)$$

Let $T = \text{colspace}(S_{\text{orth}})$ be the orthogonal subspace. From Equation 15 and Equation 18, we have:

$$\|\Pi_T(\hat{b}_{\text{src}})\|_2^2 = \|\Pi_T(b(t))\|_2^2 \quad (19)$$

But to get 0 loss on T , we have: $\Pi_T(v_{\text{ft}}(t)b(t)) = \Pi_T(v_*b_*)$. Which implies:

$$\|\Pi_T(b(t))\|_2^2 = \frac{v_*^2}{(v_{\text{ft}}(t))^2} \|\Pi_T(b_*)\|_2^2. \quad (20)$$

From Equation 19 and since $\hat{v}_{\text{src}} = v_{\text{ft}}(t)$, we have:

$$\|\Pi_T(\hat{b}_{\text{src}})\|_2^2 = \frac{v_*^2}{(v_{\text{ft}}(t))^2} \|\Pi_T(b_*)\|_2^2. \quad (21)$$

Recall that the way we got \hat{b}_{src} was we initialized $b_0 = B_0^\top \sim N(0, \sigma_B^2 I_d)$. We then ran gradient descent on the source distribution. However, from Lemma A.3 in Kumar et al. (2022) this does not change the projection onto components orthogonal to the source distribution. In other words, $\|\Pi_T(\hat{b}_{\text{src}})\|_2^2 = \|\Pi_T(b_0)\|_2^2$. However, this is a random variable with density, so the probability that this is exactly equal to the RHS of Equation 21 which is a fixed number, is 0. This is a contradiction.

Wrap up. Either ways, if $v_{\text{ft}}(t) = \hat{v}_{\text{src}}$ or $v_{\text{ft}}(t) \neq \hat{v}_{\text{src}}$ we have: $L_{\text{trg}}(v_{\text{ft}}(t), B_{\text{ft}}(t)) > 0$. \square

Proof of Theorem 1. The proof follows directly because Lemma 2 shows that full fine-tuning gets positive (non-zero) loss but Lemma 1 gets zero loss. \square

A.3 ADDITIONAL DATASET DETAILS

Below, we provide additional information on the datasets used in our experiments.

- **CIFAR-10** \rightarrow **CIFAR-10-C** (Krizhevsky et al., 2009; Hendrycks & Dietterich, 2019): The task is to classify images into 10 classes, where the target distribution contains severely corrupted images. We run experiments over 14 of the corruptions (frost, gaussian blur, gaussian noise, glass blur, impulse noise, jpeg compression, motion blur, pixelate, saturate, shot noise, snow, spatter, speckle noise, and zoom blur). For the main experiments, we tune on 1000 images from CIFAR-10-C and evaluate on corrupted images from each of the corruptions. We use the data loading code from (Croce et al., 2020), which has 5 levels of severity, and we evaluate with the most severe level. In our main experiments, we report the accuracies averaged across all corruptions and the average std error for all corruptions.
- **ImageNet** \rightarrow **ImageNet-C** (Deng et al., 2009; Hendrycks & Dietterich, 2019): The task is to classify images into 1000 classes, where the target distribution contains severely corrupted images. We run experiments over 15 of the corruptions (brightness, contrast, defocus blur, elastic transform, fog, frost, Gaussian noise, glass blur, impulse noise, jpeg compression, motion blur, pixelate, shot noise, snow, zoom blur). For the main experiments, we tune on 5000 images from ImageNet-C, evenly split between classes, giving 5 corrupted images per class and evaluate on corrupted images from each of the corruptions. Similar to CIFAR-10-C, we evaluate with the most severe level. We also report the accuracies averaged across all corruptions and the average std error for all corruptions.
- **Living-17** and **Entity-30** (Santurkar et al., 2020): The task is to classify images into one of 17 animal categories or one of 30 entities. These datasets present subpopulation shifts, in that while the ID and OOD distributions have the same overall classes, they contain different subpopulations of those classes. For Living-17, we tune on 850 images from the target distribution, evenly split between the 17 classes, giving 50 images per class. For Entity-30, we tune on 1500 images from the target distribution, evenly split between the 30 classes, giving 50 images per class.
- **Waterbirds** (Sagawa et al., 2019): The task is to classify images as being a “waterbird” or “landbird”. The label is spuriously correlated with the image background, which is either “land” or “water.” The source distribution is the training set while the target distribution is a balanced

First Layers	Block 1	Block 2	Block 3	Block 4	Last	All	No Tuning
74.6 (1.9)	75.3 (1.9)	81.6 (1.2)	86.1 (0.7)	82.9 (1.5)	72.6 (1.3)	77.3 (0.4)	65.6 (0)

Table 5: Surgical fine-tuning results on Living-17 initialized with a CLIP ViT-B/16. We find that similar to the results using a ResNet-50 architecture, fine-tuning a single parameter block with this vision transformer architecture outperforms full fine-tuning, and in particular, a middle block still performs best for this feature-level shift.

subset with equal amounts of each bird on each background. In the training data, 95 % of the waterbirds appear on water backgrounds, and 95% of the landbirds appear on land backgrounds, so the minority groups contain far fewer examples than the majority groups. We tune on 400 images from the target distribution, evenly split between the 4 groups of (bird, background) pairs, giving 100 images per group.

- **CelebA** (Sagawa et al., 2019): The task is to classify the hair color in images as “blond” or “not blond”, and the label is spuriously correlated with the Male attribute. The source distribution is the training set while the target distribution is a balanced subset with equal amounts of each of the four (hair color, gender) groups. We tune on 400 images from the target distribution, evenly split between the 4 groups of (hair color, gender) pairs, giving 100 images per group.

A.4 ADDITIONAL DETAILS FOR SUPERVISED TRANSFER LEARNING EXPERIMENTS

Below, we provide additional details for our experiments on real data, including tuning details. For all datasets and experiments, we **early stop** according to the best accuracy on a held-out validation subset of the labeled target data.

- **CIFAR-10** → **CIFAR-10-C** (Krizhevsky et al., 2009; Hendrycks & Dietterich, 2019) and CIFAR-Flip: We use the Standard pre-trained model from (Croce et al., 2020), which is trained on the source CIFAR-10 distribution. We fine-tune on the labeled target data for 15 total epochs. We tune over the 3 learning rates {1e-3, 1e-4, 1e-5} for all methods except last-layer fine-tuning, where we tune over {1e-1, 1e-2, 1e-3}, and we use a weight decay of 0.0001 for all methods.
- **ImageNet** → **ImageNet-C** (Deng et al., 2009; Hendrycks & Dietterich, 2019): We use the Standard pre-trained model from (Croce et al., 2020), which is trained on the source ImageNet distribution. We then fine-tune on the labeled target data for 10 total epochs. We tune over the 3 learning rates {1e-3, 1e-4, 1e-5} for all methods, and we use a weight decay of 0.0001 for all methods.
- **Living-17** and **Entity-30** (Santurkar et al., 2020): We first train on the source data for 5 epochs, tuning only the head for 3 epochs and then fine-tuning all for 2 more epochs, following LP-FT (Kumar et al., 2022) and using the Adam optimizer. We then fine-tune on the labeled target data for 15 epochs. We tune over the 3 learning rates {0.0005, 0.0001, 0.00001} for all methods and do not use any weight decay.
- **Waterbirds** (Sagawa et al., 2019): We first start with a ResNet-50 pretrained on ImageNet and train on the source distribution for 300 epochs, taking the best checkpoint based on early stopping and using the Adam optimizer. We then fine-tune on the labeled target data for 100 total epochs. We tune over the 3 learning rates {0.005, 0.001, 0.0005} for all methods and use a weight decay of 0.0001.
- **CelebA** (Sagawa et al., 2019): We first start with a ResNet-50 pretrained on ImageNet and train on the source distribution for 50 epochs, taking the best checkpoint based on early stopping and using the Adam optimizer. We then fine-tune on the labeled target data for 50 total epochs. We tune over the 3 learning rates {0.001, 0.0005, 0.0001} for all methods and use a weight decay of 0.0001.

We additionally include an ablation where we use a CLIP ViT-B/16 (Vision Transformer) as our initial model pretrained on the WebImageText dataset. This model consists of 2 first layers followed by 4 transformer blocks and 2 last layers. We analyze surgical fine-tuning with this model architecture on the Living-17 dataset, which has a feature-level shift. In Table 5, we find that our results in Section 2 hold similarly using this vision transformer, as tuning only a middle block outperforms full fine-tuning or tuning any other block of layers.

A.5 COMPLETE UNSUPERVISED ADAPTATION RESULTS

Method. We experiment with MEMO (Zhang et al., 2021a) as our unsupervised adaptation method. Given a test image x , MEMO first takes an "adapt" stage, where it minimizes the marginal entropy over standard augmentations of x , then it takes a "test" step, where the network predicts a label for x . Note that MEMO tests a single image at a time, i.e., the test batch size is 1. We also consider the two following variations.

- **Episodic:** This version is discussed in the origin work. Here after predicting the labels, we reset the weights of the network to the pre-trained ones, i.e., we undo the "adapt" stage.
- **Online:** We also consider the online variation of MEMO, where we do not reset the weights after each test image, i.e., we accumulate the "adaptation" changes over test images.

We have also experimented with TENT (Wang et al., 2020), but since TENT only updates the batchnorm modules (whereas MEMO updates all parameters), freezing parameters with TENT did not produce expected results and we did not pursue it further.

Dataset and Network. We use the CIFAR-10-C and ImageNet-C corruption datasets for our experiments. For CIFAR-10-C, we use the same ResNet-26 (He et al., 2015) pre-trained model used by MEMO (Zhang et al., 2021a), which is available in their GitHub repository. For ImageNet-C, we use RVT*-small architecture and pre-trained weights used by Zhang et al. (2021a).

Hyper-parameters. For CIFAR-10-C, we use 1000 corrupted test image for hyper-parameter tuning and report the test accuracy on the held out 9000 examples. We consider the following hyper-parameter grid:

- Learning rate: 10^{-3} , 10^{-4} , 10^{-5} and 10^{-6} , then $2.5x$, $5x$, $0.5x$ of the best learning rate from before.
- Steps: 1, 2.
- Weight decay: 0, 10^{-3} , 10^{-2} , 10^{-1} .
- Number of augmentations per image: 32

For ImageNet-C, we do not do any hyper-parameter tuning and simply use the best hyper-parameters described by Zhang et al. (2021a), which are:

- Learning rate: 0.00001
- Weight decay: 0.01
- Steps: 1
- Number of augmentations per image: 32 (This is 64 in Zhang et al. (2021a), but we use 32 for computational cost)

Moreover, for ImageNet-C, the experiments are done over 2000 test images (the first 2 test image per class for each of the 1000 classes) instead of the entire test set of 50,000 images, for computational reasons. This produces numbers that are slightly different from the original work, hence we include the no adaptation baselines as well for fair comparison.

Finally, in practice, we saw that AdamW and SGD optimizers work better for the episodic and online setting, respectively.

Layers. We use the following naming convention for the layers of ResNet-26:

- **First:** Only the first *conv* layer.
- **First 2 layers:** The first *conv* layer of the entire network, and the first *conv* layer within the first block.
- **First 2 blocks:** The first *conv* layer, and the first block.
- **Last:** The last fully-connected (FC) layer.

For RVT*-small:

Settings	Tuned Layers	Corruption									
		gauss	impulse	shot	fog	frost	snow	elast	brit	contr	defoc
No Adaptation		51.6	49.7	55.2	72.0	66.9	75.9	74.4	85.9	70.3	75.9
Episodic	All	56.31	56.39	59.94	77.42	71.93	78.63	78.99	88.15	72.66	76.32
	First layer	53.11	51.29	56.53	73.27	68.41	77.16	76.46	86.53	70.82	76.11
	First 2 layers	53.20	51.21	56.58	73.48	68.64	77.06	76.41	86.47	70.67	76.15
	First 2 blocks	53.20	51.36	56.63	73.37	68.61	77.22	76.45	86.56	70.73	76.09
	Last	51.69	49.82	55.24	72.01	67.05	75.91	74.56	85.98	70.28	75.98
Online	All	51.48	49.53	55.85	75.69	72.64	77.36	76.16	86.83	70.88	79.89
	First layer	68.14	59.21	71.10	79.61	76.20	79.29	76.86	86.72	74.26	82.18
	First 2 layers	68.00	60.92	73.07	79.22	76.16	79.34	76.18	86.65	73.97	81.97
	First 2 blocks	67.84	59.30	70.96	79.11	75.91	79.44	76.46	86.91	74.67	82.12
	Last	51.61	49.71	55.21	71.99	66.92	75.87	74.49	86.00	70.27	75.91

Table 6: MEMO (Zhang et al., 2021a) with parameter freezing results on CIFAR-10-C. Bold numbers represent superior results for a particular corruption.

Settings	Tuned Layers	Corruption													
		gauss	impul	shot	fog	frost	snow	brit	contr	elast	glass	motion	zoom	pixel	jpeg
No Adapt		43.80	45.90	42.40	55.20	45.95	50.05	73.95	53.25	35.00	19.35	40.35	32.05	52.60	60.60
Episodic	All	45.35	47.40	44.60	55.35	47.05	50.25	74.35	54.85	36.25	20.55	41.40	33.95	55.55	61.70
	First layer	44.00	46.00	42.40	55.20	45.90	50.10	74.0	53.30	35.20	19.45	40.60	32.15	52.80	60.60
	First block	44.10	46.30	42.60	55.40	46.00	50.15	74.10	53.20	35.15	19.75	40.75	32.25	53.20	60.75
	Last	43.75	45.95	42.40	55.25	46.0	50.05	73.95	53.30	35.05	19.35	40.40	32.05	52.60	60.60
Online	All	1.05	0.90	1.40	0.35	3.40	1.60	0.80	0.80	2.75	1.05	2.50	2.25	2.70	3.40
	First layer	44.70	46.30	43.40	46.50	47.0	50.9	74.15	48.85	36.40	20.20	41.65	32.50	55.70	61.05
	First block	46.50	49.65	46.75	55.80	47.40	52.55	74.80	54.15	40.50	24.75	41.45	34.15	56.85	61.05
	Last	43.80	45.90	42.40	55.15	45.95	50.00	73.90	53.20	35.05	19.35	40.35	32.05	52.60	60.60

Table 7: MEMO (Zhang et al., 2021a) with parameter freezing results on ImageNet-C. Bold numbers represent superior results for a particular corruption.

- **First layer:** First conv layer inside the first transformer block.
- **First block:** First transformer block.
- **Last:** Head or the final fully connected layer.

Results. Tables 6 and 7 show results for MEMO with parameter freezing for CIFAR-10-C and ImageNet-C respectively.