

Knowledge Graph Enhanced Relation Extraction Datasets

Yucong Lin^{a,1}, Hongming Xiao^{b,1}, Jiani Liu^{b,2}, Zichao Lin^{b,2}, Keming Lu^c,
Feifei Wang^{d,*}, Wei Wei^{e,*}

^a*School of Medical Technology, Beijing Institute of Technology, Beijing, 100081, China*

^b*School of Computer Science and Technology, Beijing Institute of Technology,
Beijing, 100081, China*

^c*Viterbi School of Engineering, University of Southern California,
Los Angeles, 90007, CA, United States*

^d*Center of Applied Statistics and School of Statistics, Renmin University of China,
Beijing, 100872, China*

^e*HSBC Business School, Peking University, Shenzhen, 518055, Guangdong, China*

Abstract

Knowledge-enhanced methods that take advantage of auxiliary knowledge graphs recently emerged in relation extraction, and they surpass traditional text-based relation extraction methods. However, there are no unified public benchmarks that currently involve evidence sentences and knowledge graphs for knowledge-enhanced relation extraction. To combat these issues, we propose KGRED, a knowledge graph enhanced relation extraction dataset with features as follows: (1) the benchmarks are based on widely-used distantly supervised relation extraction datasets; (2) we refine these existing datasets to improve the data quality, and we also construct auxiliary knowledge graphs for these existing datasets through entity linking to support knowledge-enhanced relation extraction tasks; (3) with the new benchmarks we curated, we build baselines in two popular relation extraction settings including sentence-level and bag-level relation extraction, and we also make comparisons among the latest knowledge-enhanced relation extraction methods. KGRED provides high-quality relation extraction datasets with auxiliary knowledge graphs for evaluating the performance of knowledge-enhanced relation extraction methods. Meanwhile, our experiments on KGRED reveal the

*Corresponding authors

¹Equally contributed

²Equally contributed

influence of knowledge graph information on relation extraction tasks.

Keywords: relation extraction, knowledge graph, distant supervision, knowledge-enhanced relation extraction

1. Introduction

Relation extraction (RE) aims to extract relations between entities from natural language sentences [1]. RE benefits various downstream tasks in natural language processing (NLP), such as question answering [2, 3], knowledge graph construction [4, 5], and reading comprehension [6, 7]. Knowledge graphs (KGs) store relational facts in the form of relation facts that consists of a subject entity, object entity, and the relation between two entities [8]. For example, the fact (*James Joyce, country of citizenship, Ireland*) means that James Joyce is (was) a citizen of Ireland. As a form of structured representation of facts, KGs have wide applications in the IT industry, such as social network analysis [9, 10] and recommending systems [11, 12].

Recently, a surging number of research integrates knowledge graphs into their RE methods to enhance the performance [13, 14, 15]. Meanwhile, abundant resources facilitate these works, such as distantly supervised relation extraction (DSRE) datasets [16] and large knowledge databases [17, 18]. However, there are no unified public datasets combining both sentences and the corresponding knowledge graph for training and evaluating KG-enhanced RE methods. Researchers in this field have to build up auxiliary KGs by themselves, create benchmarks from scratch, and retest previous baselines to make fair comparisons [14, 19, 15]. As a result, it is hard to report reproducible results or make comparisons between existing models due to the lack of public benchmarks.

To combat these issues, we collect three widely used RE datasets. We improve the data quality of these datasets and construct an auxiliary KG for each of them through entity linking. These datasets can be public benchmarks for KG-enhanced RE, and we expect they will promote the development of knowledge-enhanced RE in the future.

We begin with original DSRE datasets which are based on Freebase [18] or Wikidata [17]. DSRE generates large-scale data by aligning relational facts in KGs to raw text [16]. Therefore, entities in DSRE datasets naturally match their counterparts in databases, which facilitates locating the entities through their identifiers in the database and collecting additional relation facts for them. With all these data, it is feasible to automatically construct a KG for each DSRE dataset.

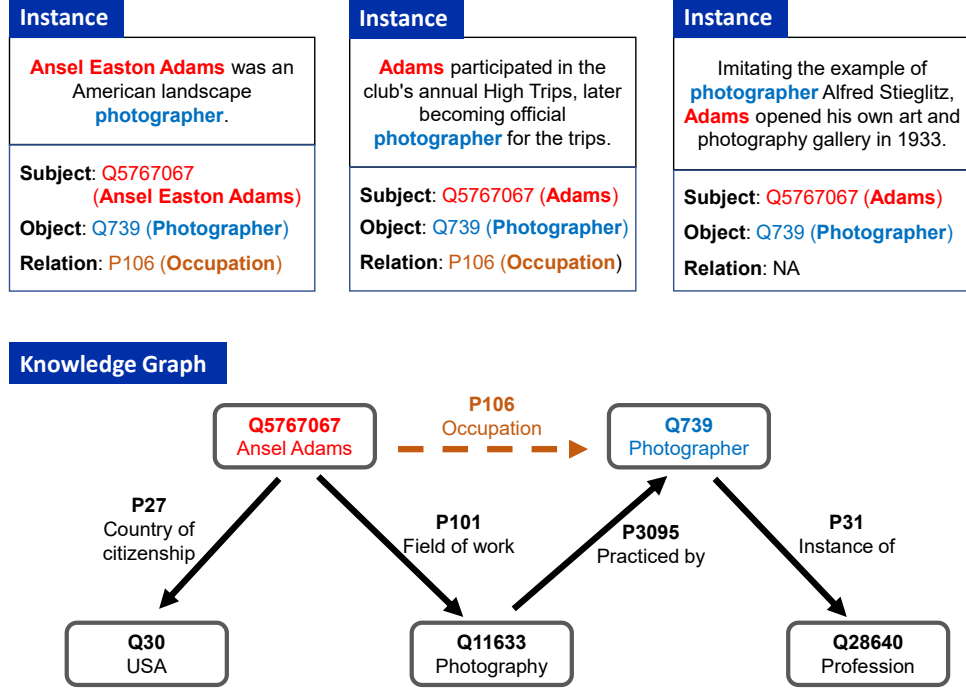


Figure 1: An illustration of instances in a DSRE dataset and the auxiliary KG for the dataset. An instance consists of a sentence together with a relational fact expressed by the sentence. And a batch of instances constitutes a RE dataset. A KG contains some or all entities in a RE dataset and relations between them. In this example, we link entities in the three instances to their counterparts in the auxiliary KG. Then, a KG-enhanced RE method can classify the relation between *Ansel Adams* and *Photographer* as *Occupation* in virtue of information provided by the sentences and the KG.

Specifically, we collect three DSRE datasets: Wiki80 [20], Wiki20m [16], and NYT10m [16] and refine them by improving the data quality and constructing a KG for each of them respectively. Moreover, we run a series of RE experiments on KGRED to evaluate the performance of existing RE methods. We also analyze the experimental results to reveal the influence of the auxiliary KG information on RE methods. In a word, KGRED provides the first standardized benchmark for knowledge-enhanced RE methods.

The contributions of our work are two-fold: First, we create KGRED with three challenging KG-enhanced RE datasets, which potentially promotes the development of knowledge-enhanced RE research. We publish our datasets on

Figshare³. Please read the appendix for access to KGRED. Second, we set benchmarks for knowledge-enhanced RE methods on KGRED and evaluate the latest RE methods on the benchmarks. According to our experiments, knowledge-enhanced RE methods can outperform traditional ones; meanwhile, the knowledge-enhanced RE task becomes more challenging when the scale of auxiliary KG is limited.

2. Related Work

In this section, we will discuss widely-used DSRE datasets and knowledge-enhanced RE methods proposed in recent years.

DSRE datasets. Most existing DSRE datasets are constructed by recognizing entities mentioned in free text and then linking them to public databases such as Wikidata [17] and Freebase [18]. NYT10 [21] is one of the earliest large-scale datasets constructed by DSRE automatically. However, Han et al. [20] identifies noisy labeling problems in NYT10 and other existing datasets. To alleviate this problem, Gao et al. [16] provides two DSRE datasets with large manual annotated test sets, which significantly improves the data quality of previous NYT10 [21] and Wiki20 [22]. Although noisy labeling problems have been alleviated, we still find data quality issues in NYT10m and Wiki20m. Therefore, we further denoise these datasets and enrich them with external KGs through entity linking. Our refined datasets can provide benchmarks for the community for evaluating knowledge-enhanced RE methods.

Knowledge-enhanced RE. Recently a growing number of RE methods leverage auxiliary information, such as attributes and embeddings of entities, into their models [23], where KG information plays an important role because it reveals broad associations between entities [24]. In virtue of KG, CGRE [14] derives constraint graphs from KG to model the intrinsic connections between relations. The model generates representations for entities and relations by encoding the graph into vectors and extracting features of the nodes. Xu and Barbosa [25] propose a RE framework HRERE that jointly learns language representations and knowledge base. Moreover, KGPool [15] applies a graph pooling algorithm that dynamically selects the KG context to enhance the performance of model. Their method only takes names, categories, aliases, and descriptions of entities as their side information from KG. REMAP [26], a multimodal method for DSRE, fuses

³<https://figshare.com/projects/KGRED/134459>

knowledge graph embeddings with deep language models to classify the relations between entities. However, currently, it is impossible to compare the performance of all methods above because they have not been evaluated on a unified benchmark. Thus, we revisit existing knowledge-enhanced RE methods and evaluate them on our datasets to provide an objective comparison.

3. Data collection

In this section, we provide a problem definition and introduce previous DSRE datasets at first in Section 3.1 and Section 3.2. Then, we elaborate the process of entity linking and dataset refinement for KGRED in Section 3.3 and Section 3.4.

3.1. Problem definition

Knowledge-enhanced RE methods classify relations between entity pairs from unstructured text with the help of Knowledge base (KB) information [23, 25]. A dataset for RE consists of a batch of instances and a set of candidate relations. Each instance contains a sentence and corresponding relation fact (an entity pair and the relation between them), as shown in Figure 1. And, all relations in the dataset are restricted in the set of candidate relations. Traditional RE methods classify the relation between two entities according to the sentence for each instance. In addition to traditional RE, knowledge-enhanced RE methods usually need an auxiliary KG as auxiliary information to enhance their RE performance. To set up benchmarks for knowledge-enhanced RE tasks, we improve the data quality of previous RE datasets and construct KGs for them to build KG-enhanced RE datasets.

Moreover, our benchmarks evaluate RE methods on two levels. Sentence-level RE means that a method should take only one instance as input at a time and predicts the relation of entities expressed by the sentence. On the contrary, bag-level RE means that a method takes a bag as input at a time. A bag contains instances with the same entity pair in the dataset, such as the three instances shown in Figure 1. Bag-level methods classify the relation between the two entities in virtue of all the instances in the bag.

The main notations used are as follows: \mathcal{E} represents the entity set containing all entities in a RE dataset. \mathcal{R} represents the relation set containing all relation labels in a RE dataset. N/A means not applicable, which is a label type that may appear in \mathcal{R} . $r^i = (x^i, e_1^i, e_2^i)$ is the i -th instance in a RE dataset, where e_1^i and e_2^i delimit entity mentions in token sequence x^i . (h^j, t^j, r^j) is the j -th relation fact in a KG, where h^j and t^j are subject entity and object entity with relation r^j .

3.2. Previous Relation Extraction Datasets

We collect three frequently-used relation extraction datasets: Wiki80 [20], Wiki20m [16], and NYT10m [16]. Wiki80 is a sentence-level dataset, while Wiki20m and NYT10m are bag-level.

- **NYT10m** [16] is a bag-level dataset from NYT10 [27] by cleaning the dataset and separating a validation set from the train set. NYT10m also provides a manually-annotated test set based on the original test set. N/A instances in NYT10m mean that there is no relation between entities.
- **Wiki80** [20] is a sentence-level dataset based on the few-shot dataset FewRel [28]. This human-labeled dataset contains 56,000 relation facts with 80 kinds of relations. There is no N/A relation fact in Wiki80.
- **Wiki20m** [16] is derived from Wiki20 through reorganizing its relation facts and redividing its train, validation, and test set. This bag-level RE dataset share the same relation ontology with Wiki80, except that Wiki20m contains a N/A relation expressing unknown relation.

3.3. Entity Linking

Entity linking is to locate entities in KB so that we can extract knowledge context for each entity and construct a KG for the dataset. We apply different entity linking methods to NYT10m [16], Wiki80 [20], and Wiki20m [16].

NYT10m. Since NYT10 [27] is distantly supervised by Freebase [18], all entities in it can naturally be retrieved in Freebase. However, Freebase was shut down in 2014, so we cannot extract specific knowledge context from it. Therefore, we use FB15k [29], a subset of Freebase [18], to provide knowledge context for NYT10m instead.

Wiki80 and Wiki20m. All entities in Wiki80 [20] and Wiki20m [16] are directly extracted from Wikidata [17], which means that entities in these datasets naturally match entities in Wikidata. Therefore, we retrieve entities in Wiki80 and Wiki20m from Wikidata according to entities' Wiki identifiers in Wikidata. After the retrieval, Wikidata provides external side information of entities such as descriptions, aliases, and neighbor entities, etc, which can be used to construct auxiliary KG for RE dataset. However, we found that some entities in these datasets have been redirected, and some entities even no longer exist in Wikidata anymore.

3.4. Dataset Refinement

Since previous datasets suffer from data quality issues and do not have unified auxiliary KGs, dataset refinement aims at improving the data quality of each RE dataset and constructing a KG for the dataset according to the knowledge base.

Data Quality Improvement. To provide a high-quality benchmark, we denoise all the original datasets at first. We update identifiers of redirected entities to the latest version and delete those instances containing missing entities in Wiki80 [20] and Wiki20m [16]. Then, we delete duplicate instances in each dataset. Moreover, we find that some relation facts in Wiki80 and Wiki20m have subject and object referring to the same entity such as:

(soviets[Q15180], soviet union[Q15180], country[P17]),

and we remove instances containing these facts. Eventually, in Wiki80, there are 162 redirected identifiers, and 32 entities are removed; in Wiki20m, there are 1,092 redirected identifiers, and 269 entities are removed.

KG for NYT10m. NYT10m [16] only provides instances with relational facts but not provide KG context for their entities. Thus, we construct an informative KG for this dataset so that the dataset can serve as a bench mark for KG-enhanced RE tasks. After linking all the entities to FB15k in the way we elaborated in section 3.3, we extract triplets of these entities from the knowledge base to construct a KG. Formally, let \mathcal{E} be a set of entities containing all entities in NYT10m. And let \mathcal{R} be a set of relations containing all relations in NYT10m. Given every triplets (h^j, t^j, r^j) in FB15k, where h^j and t^j are subject entity and object entity with relation r^j . We construct the KG using every triplet that meet the following rules: (1) h^j and t^j can be found in \mathcal{E} , (2) r^j is a relation in \mathcal{R} . In addition, to every instance $r^i = (x^i, e_1^i, e_2^i)$ in NYT10m, where e_1^i and e_2^i delimit entity mentions in token sequence x^i , we can extract a triplet like (e_1^i, e_2^i, r^i) . These triplets can be added in kG to avoid information shortage. In final KG, the triplets extracted from validation/test sets should be excluded.

KGs for Wiki80 and Wiki20m. Identically, both Wiki80 and Wiki20m only provides instances with relational facts. And, we can also extract suitable information from Wikidata [17] for KG construction. The KG construction method we use for Wiki80 and Wiki20m is the same as the one we use for NYT10m.

4. Data Analysis

In this section, we present statistics of KGRED and analyze how these datasets support relation extraction tasks enhanced by knowledge graph.

4.1. Analysis of Instances

As we discussed in Section 3.4, the dataset refinement process denoises the original DSRE datasets to guarantee the data quality. Eventually, we obtain a modified version of NYT10m with 475,401 instances, Wiki80 with 55,547 instances, and Wiki20m with 743,703 instances. Wiki80 is relatively smaller than the other datasets. Meanwhile, The scale of NYT10m is close to the scale of Wiki20m. However, the amounts of entities and relational facts in wiki20m are much higher than the ones in NYT10m, and the N/A proportion of NYT10m is higher than the one of Wiki20m. The statistics of our modified datasets in KGRED is presented in Table 1.

Dataset		Manual	Instances	Entities	Facts	N/A	Relations	KB
NYT10m	train	No	417,893	61,112	17,137	80%	25	Freebase
	valid	No	46,422	20,850	4,062	80%		
	test	All	11,086	4,554	3,899	28%		
Wiki80	train	All	50,353	66,758	50,353	0%	80	Wikidata
	val	All	5,194	8,662	5,194	0%		
Wiki20m	train	No	571,787	285,905	154,078	55%	81	Wikidata
	valid	No	48,794	44,082	16,489	66%		
	test	Part	123,122	89,925	53,755	23%		

Table 1: The statistics of RE datasets. The Manual column indicates whether the instances are manual-labeled. Instances, Entities, and Facts indicate the number of instances, entities, and relational facts. The N/A column shows the percentages of instances with N/A relation in the datasets. Relation indicates the number of relations in each dataset. KB indicates the knowledge base source of datasets in KGRED. Wiki80 and Wiki20m here are our modified versions.

4.2. Analysis of Knowledge Graphs

In Section 3.4, we elaborate the process of KG generation for each DSRE dataset. For NYT10m, we use a subset of FB15k [29] as KG. This KG covers about 25% entities in NYT10m. For Wiki80 and Wiki20m, we extract entities’ knowledge context from Wikidata [17] and generate a KG with the context. These KGs contain large quantities of relational facts and almost all entities in wiki80 and Wiki20m.

All KGs above provide abundant side information for KG-enhanced relation extraction tasks. To strengthen their performance, Knowledge-enhanced RE methods can train knowledge embeddings with our KGs or take relational facts in the KGs as input [19, 25, 26].

We present the statistics of KGs in KGRED in Table 2. The amounts of entities and facts reflect the scales of KGs. On one hand, the scales of Wiki20m dataset and KG are relatively large, which means that Wiki20m is eligible to measure the performance of KG-enhanced RE methods. On the other hand, the scales of Wiki80 dataset and KG are small, which means that we can measure the performance of models quickly with Wiki80. Moreover, the scale of KG for NYT10m is much smaller than the scale of the NYT10m dataset, and this KG can only provide knowledge context for about 25% entities in NYT10m. Degree of an entity is the number of triples containing that entity in the KG. The average degree of all entities shows the density of the KG. For Wiki80 and Wiki20m, the KGs provide 7.98 and 8.60 direct neighbors for each entity on average, which means that the information in these KGs is dense. Because KG embeddings are sensitive to the density of KG [30], we believe that our dense KGs are helpful to KG enhanced RE methods which often rely on KG embeddings [19, 31, 25, 26]. For NYT10m, the average degree is 2.87, which is relatively low but acceptable. According to the amounts of connected components and the size of the maximal connected components, we can know that each KG consists of a very large connected component and quite a few small connected components. Relational information in large connected components is relatively dense than information in small ones. Since the maximal component contains almost all entities in each KG, we believe that KG-enhanced methods can extract features of entities and relations from these KGs effectively.

Dataset	Total En.	KG En.	Facts	Degree	Comp.	Max Comp.	KB
NYT10m	64,890	16,469	23,643	2.87	733	14,730	FB15k
Wiki80	72,358	72,353	288,750	7.98	513	70,477	Wikidata
Wiki20m	360,966	360,956	1,551,694	8.60	621	359,145	Wikidata

Table 2: Statistics of KG for each dataset in KGRED. Total En. indicates the total amount of entities in the dataset. KG En. and Facts show the number of entities and relational facts in the KG (all entities and relations in the KG are also in the dataset). Degree indicates the average degree of all entities in the KG. Comp. indicates the amount of connected components in the graph. Max Comp. indicates the size of the maximal connected component. KB indicates the knowledge base of each KG.

5. Benchmarks

To evaluate the performance of existing RE models, especially knowledge-enhanced RE models, we conduct a series of comprehensive experiments. In this

section, we elaborate our evaluation strategy, and introduce models we evaluate on our proposed datasets, including both previous methods without using KG and some latest ones enhanced by KG in different ways.

5.1. *Evaluation setting*

We collect various existing RE methods as our baselines to evaluate their performance on our datasets. All methods are supervisedly trained or fine-tuned on train set and evaluated on validation/test set. For PCNN [32] and BERT [33], we follow the experimental settings of [16, 20]. For the other baselines, we use their original settings and hyper-parameters except training epochs.

5.2. *Baselines*

Here we provide a sketch of all RE baselines we evaluate on our KG-enhanced datasets, which includes RE Methods without KG, sentence-level, and bag-level RE Methods with KG.

5.2.1. *RE Methods without KG*

Here we collect two widely-used RE models PCNN [32] and BERT [33] as our baselines. These methods classify relations between entities without the help of KG information. We conduct these experiments on original Wiki80, Wiki20m, and NYT10m or cite the experimental results from [16].

- **PCNN** [32] is a DSRE method proposed to learn features from text automatically. It relies on piece-wise convolutional neural networks to encode words in a sentence and provide sentence-level embeddings.
- **BERT** [33] and its variants have dominated a wide range of NLP benchmarks since 2019. This pretraining method has a great influence on various NLP tasks including RE.

5.2.2. *Sentence-level RE Methods with KG*

Sentence-level RE methods take advantage of the auxiliary KG for RE tasks in different ways, and the most common approach is to use embeddings derived from KG. We collect three methods to evaluate their sentence-level performance on our proposed benchmarks.

- **RECON** [19] uses a graph neural network to learn representations of both the sentence as well as facts stored in a KG. These facts include entity attributes and relational facts.

- **KGPool** [15] dynamically selects KG context with graph pooling to enhance the performance of RE. This method only takes attributes of entities as their side information from KG instead of relational facts. This side information, extracted from wikidata [17] directly, is not a part of our datasets.
- **CoLAKE** [31] uses word-knowledge graph which is an unlabeled data structure that integrates language and knowledge context to learn contextualized representation. When finetuning the model, we use label *unk* to represent N/A relation in Wiki20m.

5.2.3. Bag-level RE Methods with KG

Bag-level RE methods classify relations between entities on bag-level instead of sentence-level. Here We evaluate three bag-level methods on our proposed benchmarks.

- **CGRE** [14] constructs constraint graph to model the relation dependencies using entity type information. It generates representations for entities and relations by encoding graph into vectors and extracting features of the nodes to support RE tasks.
- **HRERE** [25] is a neural framework that jointly learns knowledge and language representations. It integrates relation extraction and knowledge base embedding tasks in a unified way to increase the performance of model.
- **REMAP** [26] is a multimodal method for DSRE task. It fuses knowledge graph embeddings with deep language models to extract and classify the relations between entities effectively.

5.3. Metrics

We use two metrics micro F1 and micro average precision (AP) to evaluate the performance of models. Micro F1 is the harmonic mean of global micro precision and global micro recall. The formulas for micro F1 are:

$$F1 = \frac{2 * \text{precision} * \text{recall}}{\text{precision} + \text{recall}}, \quad (1)$$

$$\text{precision} = \frac{TP}{TP + FP}, \quad (2)$$

$$\text{recall} = \frac{TP}{TP + FN}, \quad (3)$$

where TP is the global true positive rate, FP is the global false positive rate, and FN is the global false negative rate. AP is the weighted mean of precision at each threshold for all samples. The formula for micro AP is:

$$AP = \sum_{i=2}^n \text{precision}_i * (\text{recall}_i - \text{recall}_{i-1}), \quad (4)$$

where precision_i and recall_i are the global precision and recall at the i th threshold, and n is the number of all samples. AP is also called AUC of PR curve in some articles [16, 20].

For sentence-level RE, we predict the relation of each sentence directly and report the results on test sets; For bag-level RE, we group instances with the same entity pairs into bags and predict the results of all bags in test sets. According to the settings of most RE experiments [19, 15, 16, 20, 25], all instances including those with a N/A label are taken into account for micro F1 calculation. Meanwhile, instances with a N/A label are excluded for micro AP calculation.

6. Results and Discussion

In the previous section, we have elaborate on the settings of our benchmarks. And in this section, we present the results of our RE experiment according to these settings. Furthermore, we analyze these results and discuss the impact of KG information on RE tasks.

6.1. Results

As we can see from table 3, some of the models are left unevaluated on some datasets. As for BERT and PCNN, we only provide results of PCNN+ONE and BERT+ONE on Wiki80. AVG, ONE and ATT are all methods used in bag-level RE to aggregate prediction results of each sentence to bag predictions. However, Wiki80 is a sentence-level RE dataset and entity pairs are unique. Therefore, AVG and ATT don't fit this scenario. As for CoLAKE, since it is a pretrained model based on Wikidata5M [34], there is no learned representations for relations in NYT10m, we only evaluate it with Wiki80 and Wiki20m. Besides, there is a risk of information leakage which means some triplets in the test set will appear in the KG of CoLAKE's training data. Hence, we only provide test results of it without comparing it with other models. As for CGRE, we evaluate it with NYT10m because the constraint graph provided by the author only contains relations from Freebase [18] but not in Wikidata [17].

Model		Wiki80		Wiki20m		NYT10m	
		F1	AP	F1	AP	F1	AP
<i>RE w.o. KG</i>	PCNN+AVG [†]	—	—	71.8	78.1	53.6	52.9
	PCNN+ONE [†]	77.43	84.68	70.3	76.6	54.8	53.4
	PCNN+ATT [†]	—	—	71.2	77.5	56.5	56.8
	BERT+AVG [†]	—	—	82.7	89.9	60.4	56.7
	BERT+ONE [†]	86.69	93.41	81.6	88.9	61.9	58.1
	BERT+ATT [†]	—	—	66.8	70.9	54.1	51.2
<i>S. RE</i>	RECON [19]	77.58±0.30	86.86±0.17	74.85±1.02	92.58±0.68	52.09±1.58	68.30±2.30
	KGPool [15]	78.13±0.39	87.51±0.23	78.61±0.25	89.67±0.23	50.78±0.83	64.18±0.18
	CoLAKE [31] [‡]	91.78±0.08	96.89±0.03	86.05±0.77	92.74±0.79	—	—
<i>B. RE</i>	CGRE [14]	—	—	—	—	51.48±0.66	53.51±0.40
	HRERE [25]	80.04±0.21	87.42±0.17	77.33±0.29	88.38±0.24	30.50±0.16	54.40±0.88
	REMAP [26]	88.73±0.18	92.16±0.22	84.99±0.21	89.92±0.19	52.19±0.92	66.39±1.19

[†] indicates experiments conducted on original RE datasets under the settings of [20, 16]. We conduct the experiments for Wiki80 on our own, and the results of these models on Wiki20m and NYT10m are cited from [16].

[‡] indicates experiment results are only provided but are ignored when comparing with other models. That's because there is a risk of information leakage.

Table 3: Experimental results (%) on KG-enhanced RE datasets. We report three-run micro F1 scores and micro average precision (AP) scores with standard deviations. *RE w.o. KG* indicates RE methods without using KG. *S. RE* and *B. RE* are sentence-level and bag-level RE methods with KG. The methods PCNN and BERT do not make used of KG information. RECON, KGPool, and CoLAKE are sentence-level KG-enhanced RE methods. CGRE, HRERE, and REMAP are bag-level KG-enhanced RE methods. As for PCNN and BERT, we only evaluate PCNN+ONE and BERT+ONE since other two aggregation methods don not fit the sentence-level dataset Wiki80. CoLAKE is left untested on NYT10m because we lack learned relation representations and CGRE is only evaluated on NYT10m since constraint graph it relies on only contains relations from Freebase.

Table 3 shows the experimental results on our benchmarks, from which we have the following observations: Among RE methods without KG, BERT+AVG has the best performance on Wiki20m, achieving 82.7% for F1 and 89.9% for AP. BERT+ONE has the best performance on NYT10m and Wiki80. Among sentence-level RE methods with KG, since we do not compare CoLAKE with other models, KGPool has best performance on Wiki80, achieving 78.13% for F1 and 87.51% for AP. On Wiki20m, KGPool performs best for F1 while RECON has highest AP. On NYT10m, RECON performs best, achieving 52.09% for F1 and 68.30% for AP. Among bag-level RE methods with KG, REMAP achieves the best performance on both metrics across the three datasets.

From the results, RE methods with KG generally outperform those without KG, especially in AP scores. This is because extra KG information can provide more knowledge to the models. An obvious exception is that all RE methods with

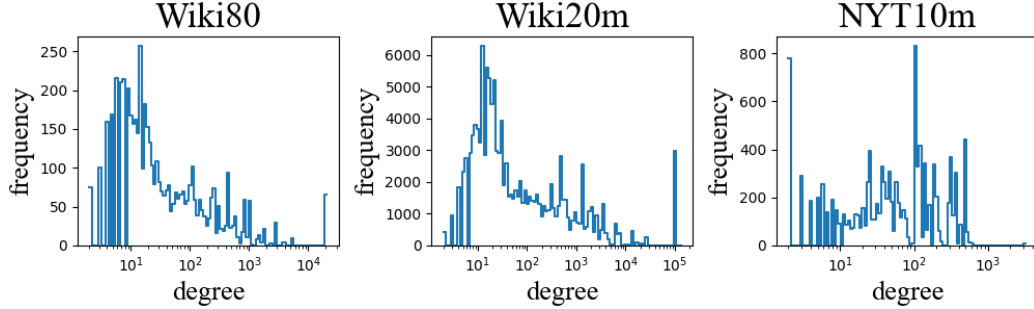


Figure 2: Instance distribution for the number of degrees involved. The X-axis represents the number of degrees involved and the Y-axis is the log-scaled frequency of sentences. The degree of each instance is obtained from the sum of degrees of subject and object entities in KG.

KG perform badly in micro F1 scores on NYT10m. This may be due to the small number of relational facts in KG built for NYT10m, and other information in KG such as entity attributes used by RECON and KGPool or constraint graphs used by CGRE may not give the models a useful predictive direction. We can also see that the methods using pre-training are significantly better than the other methods.

6.2. Analysis and Discussion

We conduct various analyses to discuss the effect of KG we add to the original datasets, including basic statistics from the perspective of instances and the effect of KG on model performance.

6.2.1. Instance Distribution of Degree

This section analyzes the general statistics of KGs we built from the perspective of instances. As shown in Figure 2, for Wiki80 and Wiki20m, the distributions shown in the figure are roughly similar, where the frequency of instances reaches the peak when the degree is around 16, and then the frequency tends to decrease with the increase of the degree. For NYT10m, the frequency of instances is high when the degree is 2, which indicates that many entities do not have additional relational facts. Furthermore, we can observe that the frequency of instances in Wiki20m is much higher, and the highest log-scaled frequency is over 6,000. It is due to the much more linked relational facts for Wiki20m.

In general, the distribution is similar between Wiki80 and Wiki20m. The difference is that the amount of data in Wiki80 is small, so the overall log-scaled frequency is small. But the distribution of NYT10m is quite different, which is sparse and irregular.

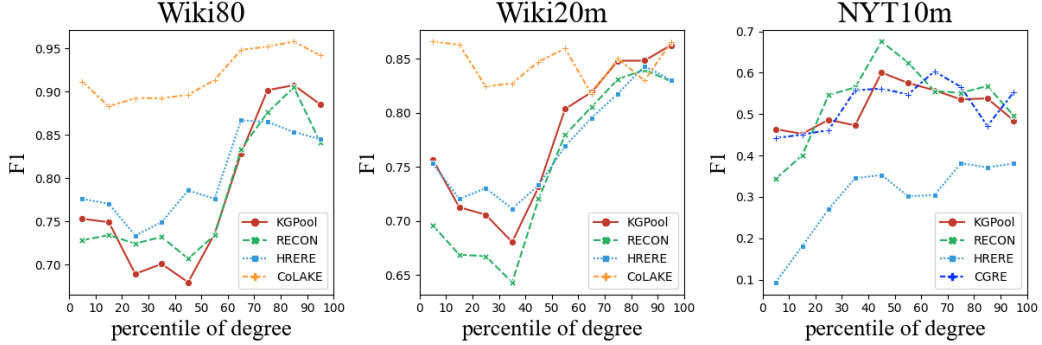


Figure 3: Micro F1 of instances with different degrees using different models on each dataset. The degree of each instance is obtained from the sum of the degrees of subject and object entities in KG. We split the instances into ten groups according to their degrees. Degrees are the most when the percentile of degree is 95 and the least when it is 5.

6.2.2. Association between Degree and Instance Performance

We further analyze the effect of the number of degrees on each instance’s prediction result. As shown in Figure 3, micro F1 scores tend to drop first and then increase in Wiki80 and Wiki20m using KGPool, RECON or HRERE. Interestingly, this trend seems to be the opposite of the trend in Figure 3. However, there is no such notable trend in NYT10m, due to its small built KG. As mentioned in Section 6.1, the method using pre-training, CoLAKE, performs better than the other methods. We can also see that CoLAKE and CGRE are not sensitive to the number of degrees. It is because these two methods do not use relational facts.

In the majority of cases, model performance increases with the number of degrees, which means that the more relational facts involved in an instance, the more precise the prediction result is.

6.2.3. Association between Degree and Relation Performance

We also analyze the effect of the number of degrees from the perspective of relations. As shown in Figure 4, a relation tends to be predicted correctly with the increase of involved relational facts. Different from the observation in Section 6.2.2, CoLAKE here also has such trend. This may be because, for each relation, if the degree of an instance is small, the entities in the instance are difficult to represent by the model. Here we can also observe that the observation of NYT10m is quite different from Wiki80 and Wiki20m, possibly due to the much fewer relational facts we built for it in KG. To further study how models perform on each relation, we plot several models and their micro F1 scores for each relation in

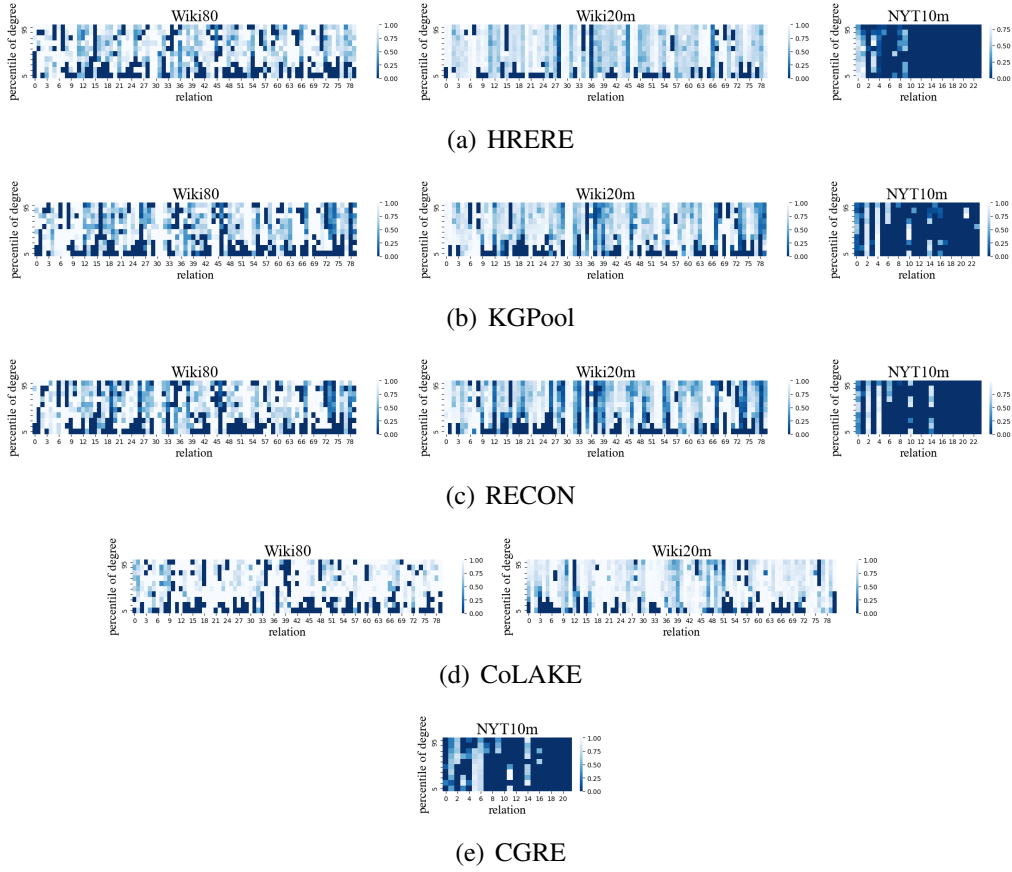


Figure 4: Micro F1 (indicated by color intensity, lighter is better) of models on different relations from each dataset. Columns represent the relations and rows represent the percentile of degrees involved in each relation. The degree of the relation in each instance is obtained from the sum of degrees of subject and object entities in KG. We split the instances of each relation into ten groups according to their degrees. Degrees are the most when the percentile of degree is 95 and the least when it is 5.

Figure B.5. We can see that models’ abilities to correctly categorize each relation vary a lot. Some relations are easy to determine, for instance, voice type and position played on team/specialty in Wiki80 while the others are not. Besides, micro F1 scores can reach 1.0 for some of the relations in Wiki80 and Wiki20m, but this conclusion not holds for the NYT10m dataset. Moreover, many relations in NYT10m cannot be recognized by models. This may be due to the low data amounts these relations contain.

In conclusion, for each relation in Wiki80 and Wiki20m, low relational facts

involved instances are hard to predict. The relational facts help models predict the relation of each instance. However, even with a few relational facts, these models are not very accurate in predicting most of relations in NYT10m.

6.2.4. Discussion

From the above analyses, we can conclude that knowledge-enhanced RE methods are more effective, and intensive efforts are needed to improve them. Due to the relatively small KG of NYT10m, the performance of most methods with KG is even less than methods without KG, which suggests that these models rely too much on KG information in the design and even have a negative effect when KG information is insufficient. Therefore, we believe that knowledge-enhanced RE, in the presence of small-scale KG supplementation, is worthy of study. Specifically, we believe the following research directions are worth following: (1) Design models effectively utilizing KG information, especially relational facts. (2) Exploring methods leveraging insufficient relational facts to improve RE performance.

7. Conclusion

We create KGRED with three KG-enhanced RE datasets based on widely-used DSRE datasets. By linking entities in these datasets to large-scale knowledge bases, we identify issues in these datasets and further clean them to improve data qualities. We also build auxiliary KGs for each dataset to provide benchmarks to knowledge-enhanced RE methods in both sentence-level and bag-level settings. Moreover, we discover the association between auxiliary KGs and knowledge-enhanced RE methods to show our auxiliary KGs consistently benefit these methods. In summary, we provide three benchmark datasets for fair comparisons among methods in knowledge-enhanced RE and build baselines in various settings, which will further promote the development of RE research.

Declaration of Competing Interest

The authors declare that they have no known competing financial interests or personal relationships that could have appeared to influence the work reported in this paper.

References

- [1] S. Pawar, G. K. Palshikar, P. Bhattacharyya, Relation extraction : A survey, CoRR abs/1712.05191 (2017). URL: <http://arxiv.org/abs/1712.05191>. arXiv:1712.05191.
- [2] K. Xu, S. Reddy, Y. Feng, S. Huang, D. Zhao, Question answering on Freebase via relation extraction and textual evidence, in: Proceedings of the 54th Annual Meeting of the Association for Computational Linguistics (Volume 1: Long Papers), Association for Computational Linguistics, Berlin, Germany, 2016, pp. 2326–2336. URL: <https://aclanthology.org/P16-1220>. doi:10.18653/v1/P16-1220.
- [3] Z.-Y. Chen, C.-H. Chang, Y.-P. Chen, J. Nayak, L.-W. Ku, UHop: An unrestricted-hop relation extraction framework for knowledge-based question answering, in: Proceedings of the 2019 Conference of the North American Chapter of the Association for Computational Linguistics: Human Language Technologies, Volume 1 (Long and Short Papers), Association for Computational Linguistics, Minneapolis, Minnesota, 2019, pp. 345–356. URL: <https://aclanthology.org/N19-1031>. doi:10.18653/v1/N19-1031.
- [4] Y. Luan, L. He, M. Ostendorf, H. Hajishirzi, Multi-task identification of entities, relations, and coreference for scientific knowledge graph construction, in: Proceedings of the 2018 Conference on Empirical Methods in Natural Language Processing, Association for Computational Linguistics, Brussels, Belgium, 2018, pp. 3219–3232. URL: <https://aclanthology.org/D18-1360>. doi:10.18653/v1/D18-1360.
- [5] A. Bosselut, H. Rashkin, M. Sap, C. Malaviya, A. Celikyilmaz, Y. Choi, COMET: Commonsense transformers for automatic knowledge graph construction, in: Proceedings of the 57th Annual Meeting of the Association for Computational Linguistics, Association for Computational Linguistics, Florence, Italy, 2019, pp. 4762–4779. URL: <https://aclanthology.org/P19-1470>. doi:10.18653/v1/P19-1470.
- [6] Y. Qin, Y. Lin, R. Takanobu, Z. Liu, P. Li, H. Ji, M. Huang, M. Sun, J. Zhou, ERICA: Improving entity and relation understanding for pre-trained language models via contrastive learning, in: Proceedings of the 59th Annual Meeting of the Association for Computational Linguistics and the

- 11th International Joint Conference on Natural Language Processing (Volume 1: Long Papers), Association for Computational Linguistics, Online, 2021, pp. 3350–3363. URL: <https://aclanthology.org/2021.acl-long.260>. doi:10.18653/v1/2021.acl-long.260.
- [7] C. Zeng, S. Li, Q. Li, J. Hu, J. Hu, A survey on machine reading comprehension: Tasks, evaluation metrics, and benchmark datasets, *CoRR abs/2006.11880* (2020). URL: <https://arxiv.org/abs/2006.11880>. arXiv:2006.11880.
 - [8] S. Ji, S. Pan, E. Cambria, P. Marttinen, P. S. Yu, A survey on knowledge graphs: Representation, acquisition, and applications, *IEEE Transactions on Neural Networks and Learning Systems* 33 (2022) 494–514. doi:10.1109/TNNLS.2021.3070843.
 - [9] M. Nickel, K. Murphy, V. Tresp, E. Gabrilovich, A review of relational machine learning for knowledge graphs, *Proceedings of the IEEE* 104 (2016) 11–33. doi:10.1109/JPROC.2015.2483592.
 - [10] Z. Wang, T. Chen, J. S. J. Ren, W. Yu, H. Cheng, L. Lin, Deep reasoning with knowledge graph for social relationship understanding, *CoRR abs/1807.00504* (2018). URL: <http://arxiv.org/abs/1807.00504>. arXiv:1807.00504.
 - [11] H. Wang, F. Zhang, X. Xie, M. Guo, Dkn: Deep knowledge-aware network for news recommendation, in: *Proceedings of the 2018 World Wide Web Conference, WWW ’18, International World Wide Web Conferences Steering Committee, Republic and Canton of Geneva, CHE, 2018*, p. 1835–1844. URL: <https://doi.org/10.1145/3178876.3186175>. doi:10.1145/3178876.3186175.
 - [12] X. Zou, A survey on application of knowledge graph, *Journal of Physics: Conference Series* 1487 (2020) 012016. URL: <https://doi.org/10.1088/1742-6596/1487/1/012016>. doi:10.1088/1742-6596/1487/1/012016.
 - [13] N. Zhang, S. Deng, Z. Sun, G. Wang, X. Chen, W. Zhang, H. Chen, Long-tail relation extraction via knowledge graph embeddings and graph convolution networks, in: *Proceedings of the 2019 Conference of the North American Chapter of the Association for Computational Linguistics: Human Language Technologies, Volume 1 (Long and Short Papers)*, Association for

- Computational Linguistics, Minneapolis, Minnesota, 2019, pp. 3016–3025. URL: <https://aclanthology.org/N19-1306>. doi:10.18653/v1/N19-1306.
- [14] T. Liang, Y. Liu, X. Liu, H. Zhang, G. Sharma, M. Guo, Distantly-supervised long-tailed relation extraction using constraint graphs, *IEEE Transactions on Knowledge and Data Engineering* (2022) 1–1. doi:10.1109/TKDE.2022.3177226.
 - [15] A. Nadgeri, A. Bastos, K. Singh, I. O. Mulang’, J. Hoffart, S. Shekarpour, V. Saraswat, KGPool: Dynamic knowledge graph context selection for relation extraction, in: *Findings of the Association for Computational Linguistics: ACL-IJCNLP 2021*, Association for Computational Linguistics, Online, 2021, pp. 535–548. URL: <https://aclanthology.org/2021.findings-acl.48>. doi:10.18653/v1/2021.findings-acl.48.
 - [16] T. Gao, X. Han, Y. Bai, K. Qiu, Z. Xie, Y. Lin, Z. Liu, P. Li, M. Sun, J. Zhou, Manual evaluation matters: Reviewing test protocols of distantly supervised relation extraction, in: *Findings of the Association for Computational Linguistics: ACL-IJCNLP 2021*, Association for Computational Linguistics, Online, 2021, pp. 1306–1318. URL: <https://aclanthology.org/2021.findings-acl.112>. doi:10.18653/v1/2021.findings-acl.112.
 - [17] D. Vrandečić, M. Krötzsch, Wikidata: A free collaborative knowledge-base, *Commun. ACM* 57 (2014) 78–85. URL: <https://doi.org/10.1145/2629489>. doi:10.1145/2629489.
 - [18] K. Bollacker, C. Evans, P. Paritosh, T. Sturge, J. Taylor, Freebase: A collaboratively created graph database for structuring human knowledge, in: *Proceedings of the 2008 ACM SIGMOD International Conference on Management of Data, SIGMOD ’08*, Association for Computing Machinery, New York, NY, USA, 2008, p. 1247–1250. URL: <https://doi.org/10.1145/1376616.1376746>. doi:10.1145/1376616.1376746.
 - [19] A. Bastos, A. Nadgeri, K. Singh, I. O. Mulang, S. Shekarpour, J. Hoffart, M. Kaul, Recon: Relation extraction using knowledge graph context in a graph neural network, in: *Proceedings of the Web Conference 2021, WWW ’21*, Association for Computing Machinery, New York, NY, USA,

- 2021, p. 1673–1685. URL: <https://doi.org/10.1145/3442381.3449917>. doi:10.1145/3442381.3449917.
- [20] X. Han, T. Gao, Y. Yao, D. Ye, Z. Liu, M. Sun, OpenNRE: An open and extensible toolkit for neural relation extraction, in: Proceedings of the 2019 Conference on Empirical Methods in Natural Language Processing and the 9th International Joint Conference on Natural Language Processing (EMNLP-IJCNLP): System Demonstrations, Association for Computational Linguistics, Hong Kong, China, 2019, pp. 169–174. URL: <https://aclanthology.org/D19-3029>. doi:10.18653/v1/D19-3029.
 - [21] S. Riedel, L. Yao, A. McCallum, Modeling relations and their mentions without labeled text, in: ECML-PKDD, 2010, p. 148–163.
 - [22] X. Han, T. Gao, Y. Lin, H. Peng, Y. Yang, C. Xiao, Z. Liu, P. Li, J. Zhou, M. Sun, More data, more relations, more context and more openness: A review and outlook for relation extraction, in: Proceedings of the 1st Conference of the Asia-Pacific Chapter of the Association for Computational Linguistics and the 10th International Joint Conference on Natural Language Processing, Association for Computational Linguistics, Suzhou, China, 2020, pp. 745–758. URL: <https://aclanthology.org/2020.aacl-main.75>.
 - [23] S. Vashishth, R. Joshi, S. S. Prayaga, C. Bhattacharyya, P. Talukdar, RESIDE: Improving distantly-supervised neural relation extraction using side information, in: Proceedings of the 2018 Conference on Empirical Methods in Natural Language Processing, Association for Computational Linguistics, Brussels, Belgium, 2018, pp. 1257–1266. URL: <https://aclanthology.org/D18-1157>. doi:10.18653/v1/D18-1157.
 - [24] F. Christopoulou, M. Miwa, S. Ananiadou, Distantly supervised relation extraction with sentence reconstruction and knowledge base priors, in: Proceedings of the 2021 Conference of the North American Chapter of the Association for Computational Linguistics: Human Language Technologies, Association for Computational Linguistics, Online, 2021, pp. 11–26. URL: <https://aclanthology.org/2021.naacl-main.2>. doi:10.18653/v1/2021.naacl-main.2.
 - [25] P. Xu, D. Barbosa, Connecting language and knowledge with heterogeneous representations for neural relation extraction, in: Proceedings of the 2019

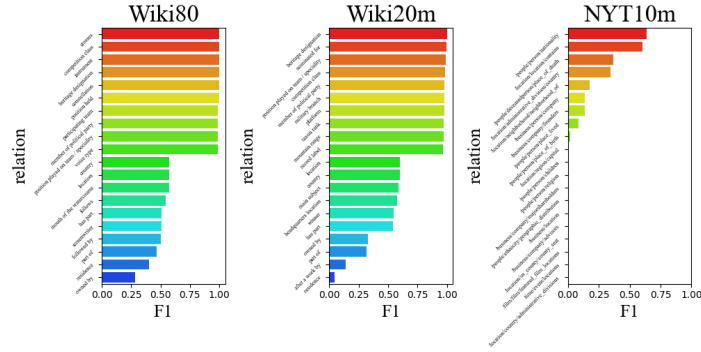
- Conference of the North American Chapter of the Association for Computational Linguistics: Human Language Technologies, Volume 1 (Long and Short Papers), Association for Computational Linguistics, Minneapolis, Minnesota, 2019, pp. 3201–3206. URL: <https://aclanthology.org/N19-1323>. doi:10.18653/v1/N19-1323.
- [26] Y. Lin, K. Lu, S. Yu, T. Cai, M. Zitnik, Multimodal learning on graphs for disease relation extraction, arXiv preprint arXiv:2203.08893 (2022).
 - [27] S. Riedel, L. Yao, A. McCallum, Modeling relations and their mentions without labeled text, in: Joint European Conference on Machine Learning and Knowledge Discovery in Databases, Springer, 2010, pp. 148–163.
 - [28] X. Han, H. Zhu, P. Yu, Z. Wang, Y. Yao, Z. Liu, M. Sun, FewRel: A large-scale supervised few-shot relation classification dataset with state-of-the-art evaluation, in: Proceedings of the 2018 Conference on Empirical Methods in Natural Language Processing, Association for Computational Linguistics, Brussels, Belgium, 2018, pp. 4803–4809. URL: <https://aclanthology.org/D18-1514>. doi:10.18653/v1/D18-1514.
 - [29] A. Bordes, N. Usunier, A. Garcia-Duran, J. Weston, O. Yakhnenko, Translating embeddings for modeling multi-relational data, *Advances in neural information processing systems* 26 (2013).
 - [30] J. Pujara, E. Augustine, L. Getoor, Sparsity and noise: Where knowledge graph embeddings fall short, in: Proceedings of the 2017 Conference on Empirical Methods in Natural Language Processing, Association for Computational Linguistics, Copenhagen, Denmark, 2017, pp. 1751–1756. URL: <https://aclanthology.org/D17-1184>. doi:10.18653/v1/D17-1184.
 - [31] T. Sun, Y. Shao, X. Qiu, Q. Guo, Y. Hu, X. Huang, Z. Zhang, CoLAKE: Contextualized language and knowledge embedding, in: Proceedings of the 28th International Conference on Computational Linguistics, International Committee on Computational Linguistics, Barcelona, Spain (Online), 2020, pp. 3660–3670. URL: <https://aclanthology.org/2020.coling-main.327>. doi:10.18653/v1/2020.coling-main.327.

- [32] D. Zeng, K. Liu, Y. Chen, J. Zhao, Distant supervision for relation extraction via piecewise convolutional neural networks, in: Proceedings of the 2015 Conference on Empirical Methods in Natural Language Processing, Association for Computational Linguistics, Lisbon, Portugal, 2015, pp. 1753–1762. URL: <https://aclanthology.org/D15-1203>. doi:10.18653/v1/D15-1203.
- [33] J. Devlin, M.-W. Chang, K. Lee, K. Toutanova, BERT: Pre-training of deep bidirectional transformers for language understanding, in: Proceedings of the 2019 Conference of the North American Chapter of the Association for Computational Linguistics: Human Language Technologies, Volume 1 (Long and Short Papers), Association for Computational Linguistics, Minneapolis, Minnesota, 2019, pp. 4171–4186. URL: <https://aclanthology.org/N19-1423>. doi:10.18653/v1/N19-1423.
- [34] X. Wang, T. Gao, Z. Zhu, Z. Zhang, Z. Liu, J. Li, J. Tang, KEPLER: A unified model for knowledge embedding and pre-trained language representation, Transactions of the Association for Computational Linguistics 9 (2021) 176–194. URL: <https://aclanthology.org/2021.tacl-1.11>. doi:10.1162/tacl_a_00360.

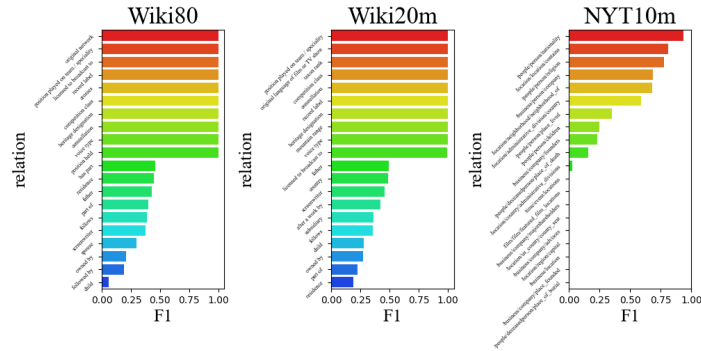
Appendix A. Access to KGRED

We post our refined datasets Wiki80, Wiki20m, and NYT10m on Figshare: <https://figshare.com/projects/KGRED/134459>. Each dataset consists of four major components: a knowledge graph, a train set, a validation set, and a test set (since the original Wiki80 has no test set, we take the validation set as test set for our experiments). The knowledge graphs are in CSV format. Each entry in knowledge graphs represent a relational fact (a subject, an object, and a relation). For train/validation/test sets, we follow the format of the original datasets. All instances in these sets are in json format, providing sentences, relations, and entities by key/value pairs.

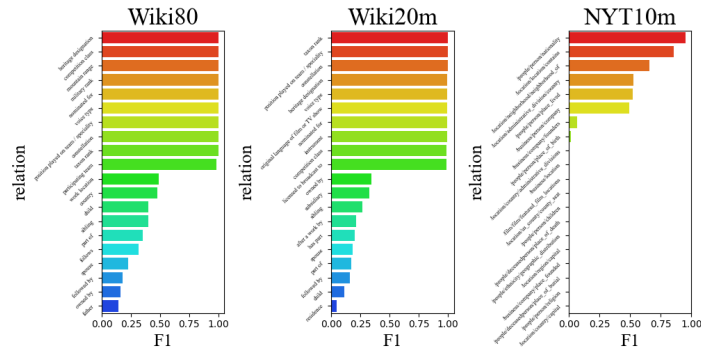
Appendix B. Model Performance on Relations



(a) HRERE



(b) KGPool



(c) RECON

Figure B.5: Top-10 high and top-10 low micro F1 scores of different relations for HRERE, KGPool and RECON.