

Search for gravitational-wave transients associated with magnetar bursts in Advanced LIGO and Advanced Virgo data from the third observing run

THE LIGO SCIENTIFIC COLLABORATION, THE VIRGO COLLABORATION, AND THE KAGRA COLLABORATION

ABSTRACT

Gravitational waves are expected to be produced from neutron star oscillations associated with magnetar giant flares and short bursts. We present the results of a search for short-duration (milliseconds to seconds) and long-duration (~ 100 s) transient gravitational waves from 13 magnetar short bursts observed during Advanced LIGO, Advanced Virgo and KAGRA’s third observation run. These 13 bursts come from two magnetars, SGR 1935+2154 and Swift J1818.0–1607. We also include three other electromagnetic burst events detected by Fermi GBM which were identified as likely coming from one or more magnetars, but they have no association with a known magnetar. No magnetar giant flares were detected during the analysis period. We find no evidence of gravitational waves associated with any of these 16 bursts. We place upper bounds on the root-sum-square of the integrated gravitational-wave strain that reach $2.2 \times 10^{-23} / \sqrt{\text{Hz}}$ at 100 Hz for the short-duration search and $8.7 \times 10^{-23} / \sqrt{\text{Hz}}$ at 450 Hz for the long-duration search, given a detection efficiency of 50%. For a ringdown signal at 1590 Hz targeted by the short-duration search the limit is set to $1.8 \times 10^{-22} / \sqrt{\text{Hz}}$. Using the estimated distance to each magnetar, we derive upper bounds on the emitted gravitational-wave energy of 3.2×10^{43} erg (7.3×10^{43} erg) for SGR 1935+2154 and 8.2×10^{42} erg (2.8×10^{43} erg) for Swift J1818.0–1607, for the short-duration (long-duration) search. Assuming isotropic emission of electromagnetic radiation of the burst fluences, we constrain the ratio of gravitational-wave energy to electromagnetic energy for bursts from SGR 1935+2154 with available fluence information. The lowest of these ratios is 3×10^3 .

1. INTRODUCTION

Magnetars—highly-magnetized neutron stars—exhibit intermittent bursts of hard X-rays and soft gamma rays with typical peak luminosities $\lesssim 10^{43}$ erg s⁻¹ (see Kaspi & Beloborodov 2017, for a review). Galactic (Evans et al. 1980; Hurley et al. 1999; Hurley et al. 2005; Mereghetti et al. 2005; Boggs et al. 2007) and extragalactic (Mazets et al. 2008; Abadie et al. 2012; Svinkin et al. 2021; Burns et al. 2021) giant flares have peak luminosities up to five orders of magnitude larger. Although the mechanisms that causes these bursts and giant flares are not well understood, many models predict accompanying gravitational-wave emission from excited core and/or crust oscillations (Ioka 2001; Corsi & Owen 2011; Kashiyama & Ioka 2011; Zink et al. 2012; Ciolfi et al. 2011). This hypothesis is enhanced by the identification of quasi-periodic oscillations (QPOs) in the tails of giant flares (Barat et al. 1983; Israel et al. 2005; Strohmayer & Watts 2005, 2006; Watts & Strohmayer 2006), and possibly fainter bursts (Huppenkothen et al. 2014b,a), which have been attributed to various oscillations of the stellar crust and core (e.g., Duncan 1998; Messios et al. 2001; Piro 2005; Strohmayer & Watts 2006; Glampedakis et al. 2006; Levin 2007; Colaiuda & Kokkotas 2011; Glampedakis & Jones 2014).

Initial estimates for the potential gravitational-wave emission from giant flares were optimistic that the fundamental oscillation mode (f -mode) of magnetars could be excited by the catastrophic rearrangement of the star’s interior magnetic field. These f -modes are excited at frequencies between ~ 1 kHz and 3 kHz, and could potentially emit up to $\sim 10^{49}$ erg (Ioka 2001; Corsi & Owen 2011) for ~ 100 ms (Lindblom & Detweiler 1983; McDermott et al. 1988; Wen et al. 2019), making them detectable with Advanced LIGO (Aasi et al. 2015), Advanced Virgo (Acernese et al. 2015), and KAGRA (Akutsu et al. 2019; Akutsu et al. 2021) gravitational-wave observatories (Abbott et al. 2018). Detailed calculations of the rearrangement of the neutron star’s magnetic field using analytic calculations (Levin & van Hoven 2011) and numerical-relativity simulations (Ciolfi et al. 2011; Zink et al. 2012; Ciolfi & Rezzolla 2012; Tsokaros et al. 2021) yield more realistic estimates for the gravitational-wave energy emitted in the f -mode during these events. These models suggest gravitational waves associated with Galactic magnetar flares are not observable with the current

generation of observatories, but instead require the sensitivity of at least third-generation observatories such as the Einstein Telescope (Punturo et al. 2010) or Cosmic Explorer (Reitze et al. 2019; Evans et al. 2021), or dedicated kilohertz facilities such as the proposed NEMO observatory (Ackley et al. 2020).

Other oscillation modes in the star, which are generally longer-lived and at lower frequencies than the f -mode, may be excited. These include buoyancy modes (g -modes) and Alfvén modes where the magnetic field provides the oscillation restoring force. The latter of these modes has been suggested as potential long-lived gravitational-wave sources from magnetar giant flares (Kashiyama & Ioka 2011; Zink et al. 2012), with the resonant frequency correlated to the initial rise time of the magnetar giant flare (Mazets et al. 2008; Hurley et al. 1999; Hurley et al. 2005). The damping time and mode excitation amplitude of these modes are largely unknown, making them interesting candidates for longer-lived gravitational-wave signals.

Only one Galactic giant flare has been observed coincident with a LIGO-Virgo observing run: the 2004 giant flare from SGR 1806–20. Upper limits on the gravitational-wave energy associated with the burst were determined to be between $\sim 10^{46}$ and 10^{52} erg, depending on the assumed waveform model (Kalmus et al. 2007; Abbott et al. 2008a; Kalmus 2009). A stacked search was performed on a series of bursts from the same magnetar occurring in the same minute of time, reducing the above upper limits to $\sim 10^{45}$ and 10^{50} erg assuming the same f -mode frequency and damping time for each burst (Kalmus et al. 2009; Abbott et al. 2009; Kalmus 2009). Further searches for f -modes on 1279 bursts from six different magnetars yielded upper limits between $\sim 10^{44}$ and 10^{47} erg (Abadie et al. 2011), while the first search for f -modes in the Advanced era of gravitational-wave interferometers yielded comparable upper limits on four bursts from two magnetars (Abbott et al. 2019; Schale 2019). These energy upper limits are in the range of possible gravitational-wave energies given the most optimistic predictions (Ioka 2001; Corsi & Owen 2011).

Longer-duration searches initially targeted the QPO frequencies in the tail of the giant flare of SGR 1806–20, with upper limits of various modes at $\lesssim 10^{46}$ erg (Matone & Márka 2007; Abbott et al. 2007), comparable to the electromagnetic energy emitted from the giant flare. A study was performed on a method to detect gravitational waves targeting repeated QPOs (Murphy et al. 2013). A search for long-duration gravitational waves from four magnetar bursts was performed using LIGO’s sixth science run (S6) data (Quitow-James 2016; Quitow-James et al. 2017). The best upper limits from magnetar bursts come from recent observations in the Advanced LIGO-Virgo second observing run (O2), with gravitational-wave energies constrained to less than $\sim 10^{44}$ to 10^{48} erg, again depending on signal model, frequency, and damping time (Abbott et al. 2019; Schale 2019). We previously placed limits on gravitational-wave emission from purported extragalactic magnetar giant flares (Abbott et al. 2008b; Abadie et al. 2012)¹, with long-duration searches constraining the gravitational-wave energy emitted to between $\sim 10^{49}$ and 10^{52} erg for four different giant flares (Macquet et al. 2021).

In this Paper, we report on a search for gravitational waves coincident with 13 magnetar short bursts from SGR 1935+2154, Swift J1818.0–1607, and 3 electromagnetic bursts from an unidentified source (or sources) during the LIGO-Virgo-KAGRA third observing run (O3). Targeted gravitational-wave searches associated with magnetar bursts can broadly be split in two categories following theoretical predictions of short-duration and long-duration signals. We describe a short-duration and long-duration search and provide upper limits on gravitational-wave strain for each search. For the remainder of this paper, the term ‘upper limit’ should be interpreted as meaning the threshold of a parameter at which 50% of the signals are detected.

2. METHODOLOGY

The O3 observing run extended from April 1, 2019, to March 27, 2020, with 3 gravitational-wave detectors taking data: LIGO Hanford Observatory (LHO), LIGO Livingston Observatory (LLO) and Virgo, all of which had been upgraded so that the binary neutron star inspiral ranges increased by a factor of 1.53 for LLO, 1.64 for LHO and 1.73 for Virgo (Davis et al. 2021) compared to their performance during O2. For each detector, several data quality checks are performed to mitigate terrestrial noise (Davis et al. 2021). In addition, multi-detector analyses are used to mitigate non-astrophysical features present in the data. In January 2020, a new technique was implemented to mitigate the impact in LIGO detectors of scattered light, a transient noise coupled with ground motion. Data available for bursts that occurred in February and March show a lower transient noise rate.

The list of magnetar short bursts and giant flares from Hurley (2021) provides the source object and observation time for each burst. In both the long-duration and short-duration searches, we describe the data in which we look

¹ GRB 070222, included in a search targeting gamma ray bursts (Aasi et al. 2014), was later determined to likely be an extragalactic magnetar giant flare (Burns et al. 2021; Macquet et al. 2021).

for a signal as the *on-source* window, while the time around this composing the background is the *off-source* window. Analysis requirements include at least two gravitational-wave detectors in observation mode, sufficiently good data quality, and sufficient data available in the burst’s on-source window. Several bursts did not meet the two-detector criterion (one detector available for 2651, 2658, 2659, and 2667 in Hurley (2021) and none for 2662, 2663, and 2664), had poor data quality (2650 and 2672), or had very little data available in the on-source window (2650). Considering these requirements, 12 magnetar short bursts from known sources and three electromagnetic bursts thought to likely be magnetar short bursts from an unknown source or sources occurred when at least two detectors were in observation mode with sufficiently good data quality and are included in this search. In addition, although burst 2651 occurred when LHO was in observation mode and 87 s before Virgo was in observation mode (LLO was not taking data), data of sufficiently good quality was available for most of the long-duration search on-source window, thus the burst was analyzed by the long-duration search only. Eleven short bursts were from SGR 1935+2154 (Cumplings et al. 2014), a magnetar which emitted a fast radio burst in April of 2020 (Kirsten et al. 2020), and two short bursts were from Swift J1818.0–1607, a magnetar discovered in 2020 (Evans et al. 2020). Note that SGR 1935+2154 generated more bursts on November 4, 2019, but only nine can be analyzed as at least two detectors in observing mode are necessary.

The source or sources of the remaining three electromagnetic bursts, detected by Fermi GBM (Meegan et al. 2009), are unknown as they have very poor sky localization. These three electromagnetic bursts were accompanied by a fourth burst which did not meet the two-detector condition necessary for our analysis, but all four of these bursts occurred in a 33 hour window of time between February 3 and February 4, 2020. Because of their temporal proximity, we search for a signal assuming that they were emitted by the same magnetar. Only two known galactic magnetars are in the 3σ error region of all four electromagnetic bursts. To obtain the best constraints, we consider the closest of these two magnetars, 1 RXS J170849 at 3.8 kpc (Durant & van Kerkwijk 2006), as the source of these bursts. The sources, times, active detectors, and the isotropic electromagnetic energy ($E_{\text{EM}}^{\text{iso}}$) of each burst included in this search are listed in Table 1; fluence information for some of the bursts from SGR 1935+2154 were obtained from Lin et al. (2020) and used to estimate $E_{\text{EM}}^{\text{iso}}$.

We follow Abbott et al. (2019) to search for short-duration signals (as potentially emitted by f -modes) and long-duration signals (such as might accompany observed QPOs). Each search combines the data from two (or more when available in the case of the short-duration search) detectors into a time-frequency map and then forms groups of pixels, called clusters, to search for gravitational-wave signals. The three electromagnetic bursts without a known source are only analyzed with the short-duration search. The searches are described in the following sections.

2.1. Short-duration search

The search for short-duration transient gravitational waves (milliseconds to seconds) is motivated by a potential signal associated with f -mode oscillations in the magnetar’s core. Because the frequencies of the expected gravitational-wave signals can be as high as several kilohertz (Wen et al. 2019; Ho et al. 2020), the search ranges in frequency from 50 Hz to 4000 Hz, extending to higher frequencies than the other unmodeled searches (most notably LIGO-Virgo-KAGRA’s burst searches associated with gamma-ray bursts (Abbott et al. 2021a,b) and fast radio bursts (Abbott et al. 2022)).

Data are searched with X-pipeline, which is an unmodeled, coherent search pipeline (Sutton et al. 2010; Was et al. 2012). The X-pipeline algorithm coherently combines the data from each detector in the network to produce a multi-resolution time-frequency map displaying the energy in each pixel. The brightest 1% of these pixels are then selected, and neighboring bright pixels are combined into clusters, which are then assigned a ranking statistic. A large fraction of background clusters are rejected applying vetos built from the coherent and incoherent power across the detector network. Other details on the parameters of the short-duration search that have been modified are summarized in Appendix A.

The search for short-duration gravitational waves is comprised of two components: an 8 s duration on-source window centered on the magnetar burst time (a *centered on-source* window) so as to optimize sensitivity at the time when gravitational wave emission is most probable, and a 500 s long on-source window beginning just after the centered on-source window (a *delayed on-source* window). The longer delayed on-source window is meant to search for short-duration signals emitted during the time following the burst, analogous to the QPOs that have been observed in the giant flares. For both on-source windows, 3 h of data taken symmetrically about the burst time with an extra gap of 16 s before and after the on-source window are used to determine the background significance.

Burst	Source	Date	Time (UTC)	Detectors	E_{EM}^{iso} (erg)	GCN Circulars
2651	SGR 1935+2154	Nov 04, 2019	01:54:37	H V*	-	26169
2652	SGR 1935+2154	Nov 04, 2019	02:53:31	H V	1.4×10^{39}	26163, 26151
2653	SGR 1935+2154	Nov 04, 2019	04:26:55	H L V	1.1×10^{39}	26163
2654	SGR 1935+2154	Nov 04, 2019	06:34:00	H L V	-	26153
2655	SGR 1935+2154	Nov 04, 2019	09:17:53	H L	5.7×10^{39}	26163, 26154
2656	SGR 1935+2154	Nov 04, 2019	10:44:26	H L	2.2×10^{40}	26242, 26163, 26158, 26157
2657	SGR 1935+2154	Nov 04, 2019	12:38:38	H L V	2.7×10^{39}	26163
2660	SGR 1935+2154	Nov 04, 2019	15:36:47	H V	1.2×10^{39}	-
2661	SGR 1935+2154	Nov 04, 2019	20:29:39	H V	1.3×10^{39}	26165, 26166
2665	SGR 1935+2154	Nov 05, 2019	06:11:08	H V	7.8×10^{40}	26242
2668	SGR 1935+2154	Nov 15, 2019	20:48:41	L V	7.7×10^{38}	-
2669	-	Feb 03, 2020	03:17:11	H L V	-	26980
2670	-	Feb 03, 2020	03:44:03	H L V	-	26969, 26980
2671	-	Feb 03, 2020	20:39:37	H L V	-	26980
2673	Swift J1818.0–1607	Feb 28, 2020	22:19:32	L V	-	-
2674	Swift J1818.0–1607	Mar 12, 2020	21:16:47	H L V	-	27373

Table 1. List of magnetar short bursts considered for this search from the interplanetary network master burst list (Hurley 2021), and the available GW detectors: LIGO Hanford Observatory (H), LIGO Livingston Observatory (L), Virgo (V). Three electromagnetic bursts (2669, 2670, 2671) were not identified with a source and are thought to likely come from one or more magnetar(s), as reported in GCN circular 26980 (Lesage et al. 2020) and in the Fermi GBM Meegan et al. (2009) on-board Trigger Catalog, available online[†]. The isotropic electromagnetic energy (E_{EM}^{iso}) is estimated from the fluence given in Lin et al. (2020) considering a distance of 9.0 kpc for SGR 1935+2154 (Zhong et al. 2020), and 3.8 kpc for 1 RXS J170849 (Olausen & Kaspi 2014). Karuppusamy et al. (2020) estimates a distance of 4.8 to 8.1 kpc for Swift J1818.0–1607, and we optimistically perform our analysis assuming a distance of 4.8 kpc.

*Burst 2651 occurred 87 s before Virgo was in observation mode.

[†]<https://heasarc.gsfc.nasa.gov/W3Browse/fermi/fermigtrig.html>

The two short-duration search components are considered independent, and no trials factor will be incurred between the searches. However, since the delayed on-source window is 500 s long and starts just after the end of the centered on-source window, it overlaps with background data for the centered on-source component of the search. This introduces the possibility of there being a signal detected in the delayed on-source window, and this signal being included in the background of the centered on-source window. We mitigate this possibility by examining the results of the delayed on-source search and verifying the absence of such a signal before viewing the results of the centered on-source window. A summary of the main characteristics of both searches is reported in Table 2.

2.2. Long-duration search

Following previous searches (Quitow-James 2016; Quitow-James et al. 2017; Abbott et al. 2019), the O3 long-duration signal search is carried out with the Stochastic Transient Analysis Multi-detector Pipeline (STAMP) pipeline (Thrane et al. 2011). Signal to noise ratio (SNR) time-frequency maps are built using the cross-power between two detectors. We then use STAMP’s seedless clustering algorithm, which generates clusters with quadratic Bézier curves (Thrane & Coughlin 2013), to search for gravitational wave signals. Restricting the variation of the clusters in frequency to a maximum of 10% allows us to target nearly-monochromatic gravitational waves signals potentially emitted from the mechanisms responsible for QPOs while reducing computational resources (Abbott et al. 2019). Clusters are ranked according to their SNR defined as the sum of the pixels’ SNR that compose the cluster (Thrane & Coughlin 2013).

The on-source window starts 4 s before the burst time and ends 1600 s after. Several on-source windows had data removed from the analysis, as discussed in Appendix B. The frequency range is 24 Hz – 2500 Hz, limited by seismic noise at low frequencies, and going to just above the highest observed QPO in the tail of the 2004 giant flare (Mereghetti et al. 2005). Data from LHO and LLO are used when available, with data from Virgo used for bursts that also have data from either LHO or LLO (see Table 1 for available detectors for each burst).

Search name	Pipeline	On-source window [s]	On-source interval [s]	Off-source window [s]	Frequency range [Hz]
Centered on-source	X pipeline	8	$[-4, +4]$	10,800	50 – 4000
Delayed on-source	X pipeline	500	$[+4, +504]$	10,800	50 – 4000
Long-duration	STAMP	1604	$[-4, +1600]$	58,800	24 – 2500

Table 2. On-source, off-source and frequency range of searches performed. The on-source interval is centered around the magnetar burst time.

The background for each burst is estimated using 58,800 s of off-source data with both detectors in observing mode which is as close as possible to the burst’s on-source window while excluding the on-source windows of all of the bursts. This data is broken up into 36 off-source analysis windows, and pairing data from each detector from analysis windows with non-overlapping times allows us to create 1260 ($36^2 - 36$) SNR time-frequency maps (which we will refer to as background segments) to calculate a background distribution for each burst.

3. RESULTS

The results of the short-duration and long-duration searches for each burst are presented in the following sections. Clusters found in the on-source windows of the short-duration search are ranked by their p-value, which is the probability of having a cluster as significant or more in the on-source window under the null hypothesis. They are calculated considering the clusters in the background with a ranking statistic larger than the on-source cluster. We characterize the significance of the on-source clusters of the long-duration search with the fraction of background segments (FBS)

$$\text{FBS} = N_{\geq} / N_{\text{Total}} , \quad (1)$$

where N_{\geq} is the number of clusters in the respective burst’s background with an SNR greater than or equal to the on-source cluster SNR and N_{Total} is the total number of clusters in that background.

To estimate the search sensitivity for each burst, we inject waveforms in the data and calculate the amplitude for which 50% of the signals have a detection statistic equal to or greater than the respective on-source most significant cluster statistic. We then derive the root-sum-square of the integrated gravitational-wave strain (h_{rss}) and gravitational-wave energy (E_{GW}) for this amplitude at 50% detection efficiency ($h_{\text{rss}}^{50\%}$ and $E_{\text{GW}}^{50\%}$). The definition of h_{rss} is

$$h_{\text{rss}} = \sqrt{\int_{-\infty}^{\infty} |h_{+}(t)|^2 + |h_{\times}(t)|^2 dt} , \quad (2)$$

where $h_{+}(t)$ and $h_{\times}(t)$ are the two signal polarizations. In Appendix C we derive h_{rss} and E_{GW} for different waveforms used in the analysis.

When calculating E_{GW} , we use 9 kpc for SGR 1935+2154 (Zhong et al. 2020). The distance of Swift J1818.0–1607 is estimated to be in the range of 4.8 to 8.1 kpc (Karuppusamy et al. 2020); we calculate E_{GW} with the optimistic closer value of 4.8 kpc. For the magnetar bursts with unknown source(s), we consider 1 RXS J170849 as the source and use 3.8 kpc for the distance (Olausen & Kaspi 2014).

3.1. Short-duration search results and upper limits

All bursts listed in Table 1 have been considered by the short-duration search except bursts 2651 and 2665 because of missing data in the on-source windows. For all the others, the short-duration centered and delayed on-source searches have found clusters whose significance is estimated in terms of their p-value reported in Table 3. The cumulative distribution of these p-values is represented in Figure 1.

In the short-duration searches simulated signals are added into the on-source data and time-frequency maps are processed similarly to the on-source time-frequency maps. The injected signals are chosen such that they adequately model a short-duration transient consistent with a magnetar f -mode signal, and also such that they cover a reasonable range of frequencies outside of the f -mode frequency range. We inject sine-Gaussian waveforms, described by equation (1) of (Abbott et al. 2017), at a range of frequencies between 70 Hz and 3560 Hz. We also inject a series

Burst	Long-Duration	Centered (8 s)	Delayed (500 s)
	FBS	p-value	p-value
2651	9.1×10^{-1}	-	-
2652	2.1×10^{-1}	1.0	4.1×10^{-1}
2653	7.7×10^{-1}	1.8×10^{-2}	3.5×10^{-3}
2654	8.5×10^{-1}	9.9×10^{-2}	6.6×10^{-1}
2655	7.8×10^{-1}	1.0	7.3×10^{-1}
2656	9.7×10^{-1}	8.6×10^{-3}	5.2×10^{-1}
2657	1.6×10^{-1}	6.7×10^{-2}	4.8×10^{-1}
2660	2.2×10^{-2}	4.8×10^{-1}	4.9×10^{-1}
2661	9.0×10^{-1}	1.9×10^{-1}	7.4×10^{-1}
2665	8.2×10^{-1}	-	-
2668	9.9×10^{-1}	1.0	4.3×10^{-1}
2669	-	1.0×10^0	6.3×10^{-1}
2670	-	2.9×10^{-1}	7.8×10^{-1}
2671	-	3.4×10^{-1}	-
2673	6.8×10^{-1}	1.0	4.8×10^{-1}
2674	5.9×10^{-1}	1.0	5.0×10^{-2}

Table 3. False alarm statistic for the most significant cluster found for each burst by all searches. FBS is reported for the long-duration search, and the p-value for the short-duration searches. A p-value of 1 indicates that there were no clusters in the on-source window that survived the veto cuts. Table entries of ‘-’ indicate that no value is recorded, because no search was run. Bursts 2669-2671 are from the magnetar with no identified source, and the long-duration search was not conducted on these. Bursts 2651 and 2665 were missing segments of data from the on-source window such that the short-duration searches could not run, and burst 2671 had data missing in the delayed on-source window such that the delayed on-source search could not be run.

of ringdown waveforms characterized by damped sinusoids, where the damping term is exponentially decaying and frequencies are between 1500 Hz and 2020 Hz. We also include a series of white noise burst signals ranging in frequency from 100 Hz to 1000 Hz to probe search sensitivity at lower frequencies. For each injected waveform we give the lowest value of the $h_{\text{rss}}^{50\%}$, and the corresponding $E_{\text{GW}}^{50\%}$ considering all bursts from SGR 1935+2154, Swift J1818.0–1607, and the unknown source in Table 4, Table 5, and Table 6, respectively. In Table 7 we give the results for two waveforms that best model the f -mode for each burst.

We now discuss the most significant clusters found for bursts 2653 and 2656 by the short-duration search.

Burst 2653: Two significant clusters are detected by the delayed on-source search. The most significant cluster has a p-value of 3.5×10^{-3} , a peak frequency of 97 Hz and duration of 31 ms. This is the outlier displayed in Figure 2. X-pipeline identifies another loud cluster 50 s earlier with the same p-value, a peak frequency at 228 Hz and a duration of 7.8 ms. Given their frequency and duration, each of these clusters is only a couple of cycles long. Both clusters display similar characteristics in the LHO data, appearing in spectrograms as a short-duration and low-frequency spike. In both cases, another high-SNR spike is seen in the data ~ 0.3 s from the time of the cluster as shown on Figure 2. Several other of these high-SNR features are detected on the same day as trigger 2653, and these are also in groups of two spaced out by .3 s. While X-pipeline does not reconstruct either of these neighboring spikes in a coherent cluster, their presence at such a constant and short time-separation from the cluster strongly suggests that each of these clusters has a terrestrial origin. While X-pipeline conducts a coherent search, there remains poor coherence across the two detectors network for these clusters. When the energy per time-frequency pixel is standardized to be 1 unit for Gaussian data, this signal was detected with 165.3 units in LHO, and only 6.2 units and 12.8 units of energy in LLO and Virgo respectively. The ratio between the LHO and LLO energies is more than can be accounted for by the ratio of antenna factors squared (4.8 for LHO - LLO, and 1.3 LHO - Virgo) at the time of the burst. Finally, neither of these clusters is visibly identifiable in LLO nor Virgo time-frequency maps, meaning they are likely instrumental artifacts in LHO only.

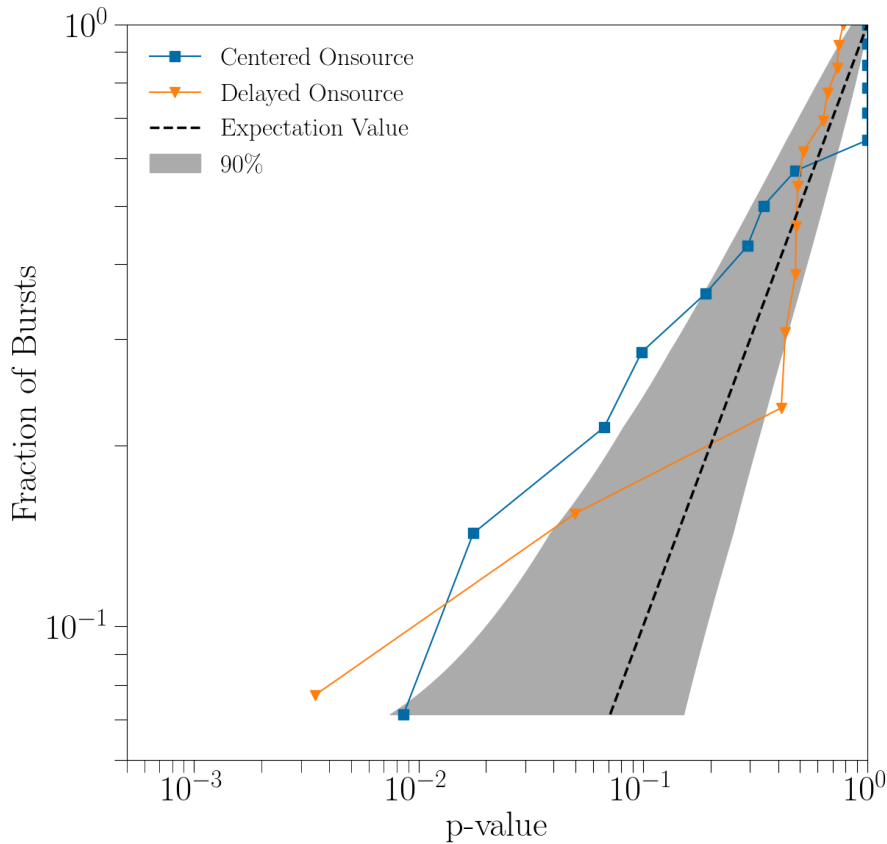


Figure 1. Cumulative distribution of the p-values of the most significant clusters found by the short-duration searches. The expectation value and 90% band are calculated as in (Abbott et al. 2022); the expectation value is calculated assuming a uniform distribution of p-values (given by the null hypothesis), with the corresponding 90% confidence band shown by the shaded region. The lowest p-value in the delayed on-source search is 3.5×10^{-3} from burst 2653, and is determined to be most likely an instrumental artifact through arguments invoking both astrophysics and the characteristics of the detector. Several centered on-source search clusters fall outside of the 90% band, but many of them have properties inconsistent with what one would expect from an astrophysical source, so this is likely a result of small number statistics. Although the most significant of these, which appears in burst 2656, has p-value 8.6×10^{-3} and a peak frequency (1577 Hz) which is consistent with expectations for an f -mode, we provide arguments for why this is not the case in Sec. 3.1.

Burst 2656: the most significant cluster found by the centered on-source search has a p-value of 8.6×10^{-3} . This cluster is 63 ms long, and its frequency lies in 1560 – 1608 Hz which matches the expected frequency range of neutron star f -mode oscillations. The cluster appears ~ 3.1 s before the burst time. There are no known physical mechanisms to produce gravitational waves so long before the electromagnetic emission; while this does not rule out this cluster being astrophysical, it makes it less plausible.

Unlike the clusters found for burst 2653, this one is only visible in the LLO data spectrogram shown on Figure 3 that also illustrates that no high-SNR glitches are present in the ambient noise at the time of the burst. The data quality monitor tool iDQ (Essick et al. 2020) indicates that the probability of this cluster being an instrumental artifact in LLO is 62%, and 23% in LHO.

The number of analyses in the long duration and the short-duration searches (40 in total across the three on-source windows of the 16 bursts) imply this cluster has a $\approx 29\%$ chance of being background noise. This, and the high probability that the cluster is due to an instrumental artifact, imply it is highly unlikely to be a signal of astrophysical origin. Nevertheless, we can calculate the strain and gravitational-wave energy required for such a signal assuming it is of astrophysical origin. Using the ringdown waveform with 100 ms damping time and 1590 Hz frequency, the h_{rss}

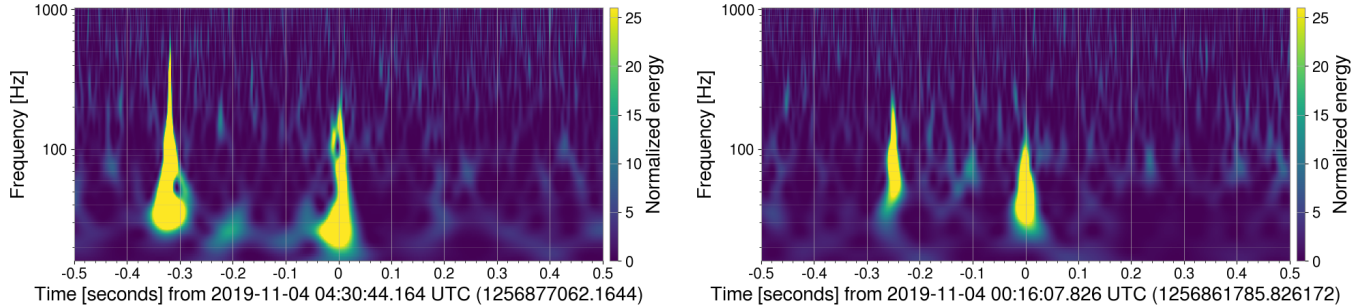


Figure 2. Spectrograms of the LHO data (left) at the time of the most significant cluster found in the on-source window of burst 2653, and an instrumental artifact appearing also in LHO data (right). The time separation between these two events is $\sim 15,277$ s, which is larger than the size of the background window in our analysis, and therefore the instrumental artifact was not included in the background. These two spectrograms display very similar structure, with a similar double short-duration transients separated in both cases by ~ 0.3 s. Several instrumental artifacts of this nature were found by Omicron (Robinet et al. 2020) within the day of burst 2653. The second most significant cluster in the same delayed on-source analysis of burst 2653 also has this same double-peaked structure.

and E_{GW} estimated at 50% detection efficiency are $2.2 \times 10^{-22} \text{ Hz}^{-1/2}$ and $1 \times 10^{47} \text{ erg}$, respectively. For this burst, this implies the ratio of gravitational-wave to electromagnetic energy is $E_{\text{GW}}^{50\%}/E_{\text{EM}}^{\text{iso}} = 6 \times 10^6$. It is difficult to imagine a physical scenario whereby this much more energy is deposited into gravitational rather than electromagnetic waves, adding further weight to the conclusion that this cluster is not of astrophysical origin.

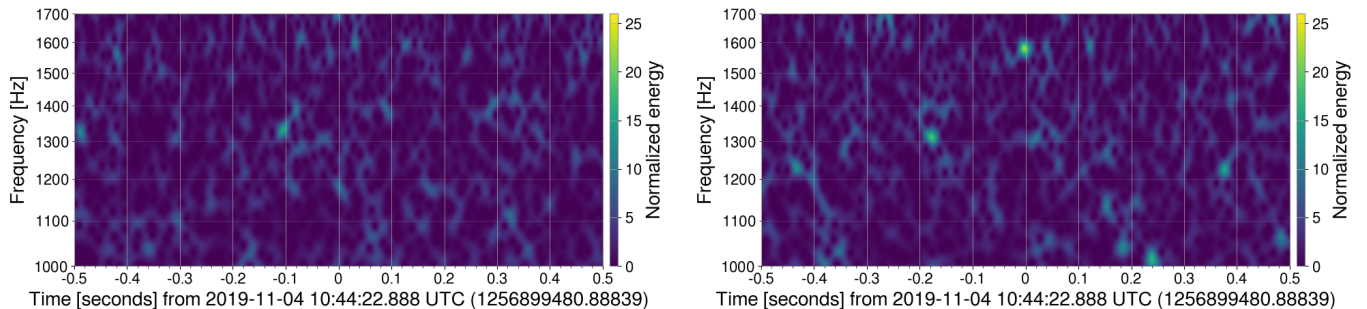


Figure 3. Spectrograms of the LHO (left) and LLO (right) data around the time of the most significant cluster found by the centered-window short-duration search of burst 2656. Even though the cluster is only barely visible in LLO data, these spectrograms show that the ambient noise in each detector is in a normal state around the time of the flare.

3.2. Long-duration search results and upper limits

All bursts from Table 1 have been analyzed by the long-duration search except the 3 bursts from the unknown source. The on-source window results for each burst are shown in Table 3, which lists the FBS of the most significant cluster for each burst, determined using the background clusters. No interesting cluster has been found as the most significant cluster has an FBS of 0.02. Figure 4 compares the most significant on-source cluster to the corresponding background distribution for each burst.

As in the O2 search (Abbott et al. 2019), two families of waveforms, half sine-Gaussians and exponentially decaying sinusoids (ringdowns), are injected at five frequencies (55 Hz, 150 Hz, 450 Hz, 750 Hz, and 1550 Hz) and two damping times (150 s and 400 s). The best upper limit in terms of $h_{\text{rSS}}^{50\%}$ is obtained for burst 2656, identified with SGR 1935+2154, which has the largest sum squared antenna factors. The results for burst 2656 indicate an increase in

search sensitivity from O2 to O3 ranging from a factor of ~ 1.2 to ~ 2.0 , which follows roughly the detectors' sensitivity increase, although this improvement also depends on additional considerations such as the detector antenna factors at the time of the burst. The half sine-Gaussian $h_{\text{rss}}^{50\%}$ for burst 2656 are plotted against the best sensitivity curves of LHO and LLO during O3 (Kissel 2020) in Figure 5, along with $h_{\text{rss}}^{50\%}$ from O2 as a comparison. In Table 8 and Table 9 we report $h_{\text{rss}}^{50\%}$ and $E_{\text{GW}}^{50\%}$ for bursts 2656 and 2674, which provide the best upper limits among all bursts emitted by SGR 1935+2154 and Swift J1818.0–1607, respectively.

The optimistic closer distance estimate for Swift J1818.0–1607 of 4.8 kpc (Karuppusamy et al. 2020) is roughly half the distance of SGR 1935+2154, so although $h_{\text{rss}}^{50\%}$ results are slightly worse, upper bounds on $E_{\text{GW}}^{50\%}$ are 2.6 times better, with the best results from burst 2674 of 2.8×10^{43} erg at 55 Hz. All upper limits for bursts 2656 and 2674 are presented in Table 8 and Table 9, respectively.

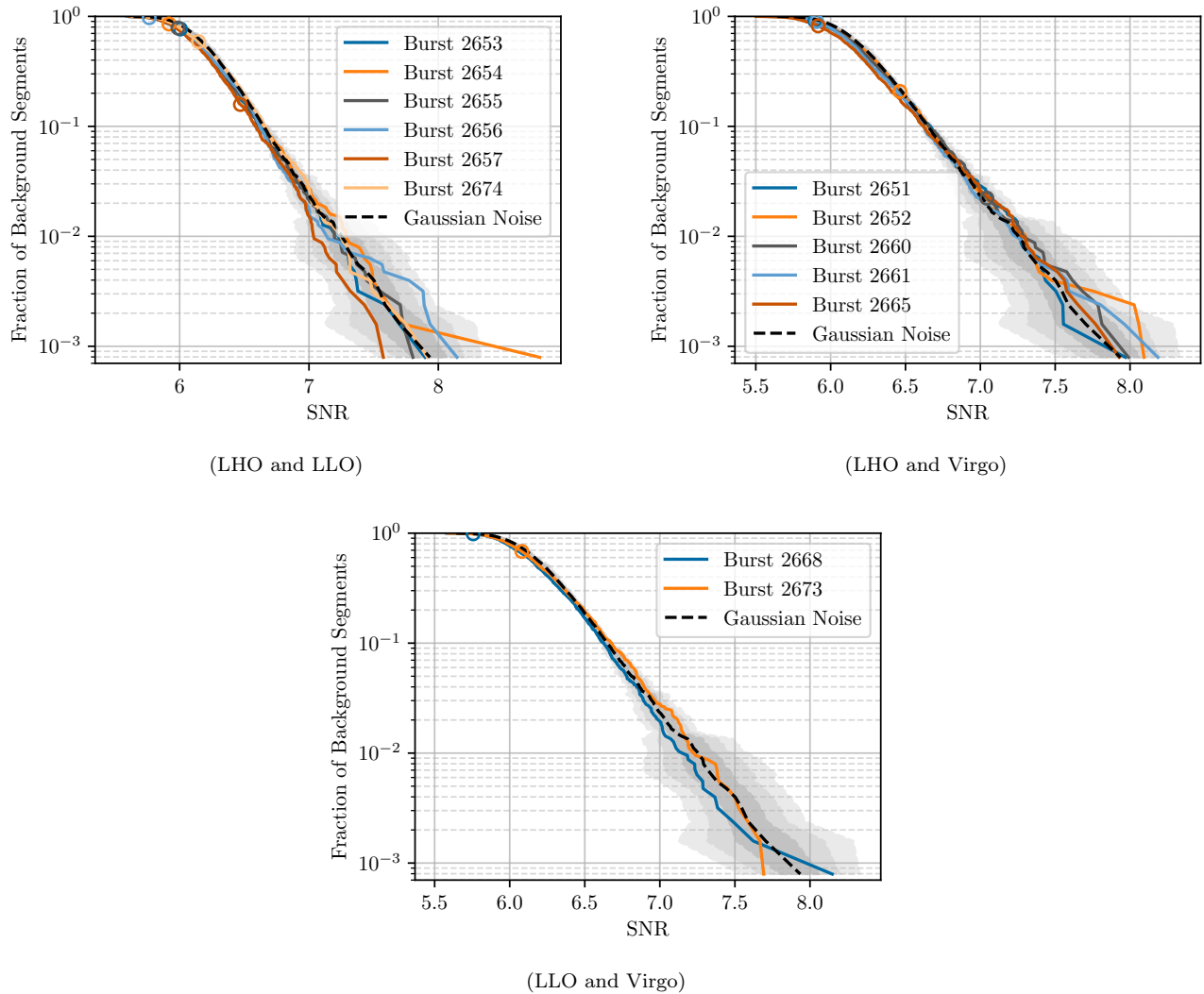


Figure 4. Distributions of background and on-source clusters for each burst analyzed with data from LHO, LLO and Virgo. The background of each burst is displayed along with the SNR of its on-source cluster denoted by a circle. The dashed black line is the mean, and the grey contours are the one, two, and three standard deviations of the distribution of FBS obtained simulating Gaussian noise colored with the aLIGO design sensitivity curve (Barsotti et al. 2018).

4. CONCLUSIONS

In this study, we search for and find no evidence of gravitational waves coincident with 16 bursts (13 magnetar short bursts and three electromagnetic bursts thought to be magnetar short bursts but with no identified source

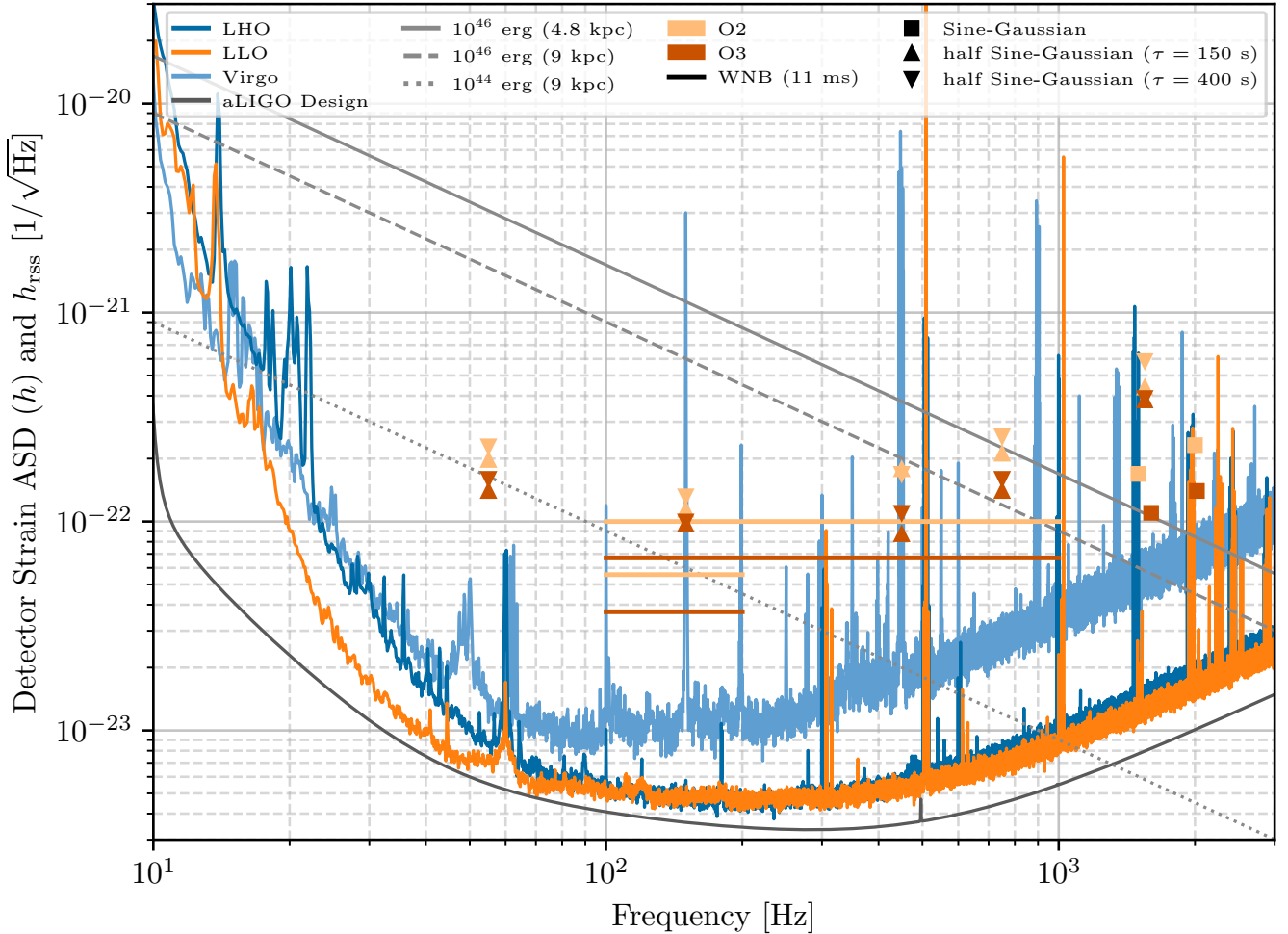


Figure 5. Upper limits obtained by the short-duration and long-duration searches. The most constrained $h_{\text{rss}}^{50\%}$ across all bursts with known sources are displayed and compared to O2 results. The detectors’ amplitude strain density curves correspond to the best sensitivity for each detector during O3 (Kissel 2020; Verkindt 2021; Buikema et al. 2020).

object) during O3. We search for both short-duration signals produced by excited f -modes in the neutron star’s core, and for long-duration signals that may be generated from core buoyancy or Alfvén modes. Statistics for both short-duration and long-duration searches are consistent with background noise; when accounting for the number of searches performed over all of the bursts, the most significant cluster found that was not clearly identified as an instrumental artifact has a p-value of 0.00857 and a $\approx 29\%$ chance of being background noise.

The upper limits of both the short-duration and long-duration searches are calculated assuming optimal orientation of the source (see Appendix C for a discussion of the injections and upper limit calculations, and see Abbott et al. (2019) for a discussion of the effects of the polarization on the upper limits). For the short-duration search on bursts from known sources, the energy at 50% detection efficiency $E_{\text{GW}}^{50\%}$ ranges between 1×10^{46} erg and 2×10^{47} erg for waveforms with frequencies between 1500 Hz and 2020 Hz. In Table 4, Table 5, and Table 6 we report the most constrained $h_{\text{rss}}^{50\%}$ values over all bursts for the different tested signals. The only injected waveforms with exactly the same parameters as the O2 search are the white noise bursts, and we see a factor of improvement in $h_{\text{rss}}^{50\%}$ of 1.1 for the 100–200 Hz, 11 ms WNB. To obtain an approximate metric of improvement, we compare injected sine-Gaussian waveforms at 1600 Hz and 2020 Hz from O3 to sine-Gaussian waveforms of 1500 Hz and 2000 Hz in O2 and see factors of improvement of 1.5 and 1.7 in $h_{\text{rss}}^{50\%}$, respectively.

The long-duration search sets the lowest upper limits on long-duration gravitational wave emission from magnetar bursts to date. The lowest strain upper limits were for SGR 1935+1254, with h_{rss} as low as $8.7 \times 10^{-23} / \sqrt{\text{Hz}}$ at 450 Hz

Injection Type	Frequency (Hz)	Duration/ τ (ms)	Centered (8 s)			Delayed (500 s)		
			Burst	$h_{\text{rssi}}^{50\%}$ ($\text{Hz}^{-1/2}$)	$E_{\text{GW}}^{50\%}$ (erg)	Burst	$h_{\text{rssi}}^{50\%}$ ($\text{Hz}^{-1/2}$)	$E_{\text{GW}}^{50\%}$ (erg)
Sine Gaussian	70	14.3	2655	7.3×10^{-23}	3.2×10^{43}	2656	8.5×10^{-23}	4.4×10^{43}
Sine Gaussian	90	11.1	2668	5.8×10^{-23}	3.3×10^{43}	2656	7.4×10^{-23}	5.5×10^{43}
Sine Gaussian	145	6.89	2668	5.7×10^{-23}	8.4×10^{43}	2656	6.6×10^{-23}	1.1×10^{44}
Sine Gaussian	290	3.45	2655	5.8×10^{-23}	3.5×10^{44}	2656	6.7×10^{-23}	4.7×10^{44}
Sine Gaussian	1100	0.909	2655	1.3×10^{-22}	2.6×10^{46}	2656	1.5×10^{-22}	3.4×10^{46}
Sine Gaussian	1600	0.625	2655	1.1×10^{-22}	3.8×10^{46}	2656	1.3×10^{-22}	5.2×10^{46}
Sine Gaussian	2020	0.495	2655	1.4×10^{-22}	9.6×10^{46}	2656	1.7×10^{-22}	1.4×10^{47}
Sine Gaussian	2600	0.385	2655	3.3×10^{-22}	9.2×10^{47}	2656	4.0×10^{-22}	1.3×10^{48}
Sine Gaussian	3100	0.323	2655	4.1×10^{-22}	2.0×10^{48}	2652	5.2×10^{-22}	3.1×10^{48}
Sine Gaussian	3560	0.281	2655	5.1×10^{-22}	4.0×10^{48}	2652	6.2×10^{-22}	6.0×10^{48}
Sine Gaussian*	1600	0.625	2655	1.1×10^{-22}	3.8×10^{46}	2656	1.3×10^{-22}	5.2×10^{46}
Sine Gaussian*	2020	0.495	2655	1.4×10^{-22}	9.6×10^{46}	2656	1.7×10^{-22}	1.4×10^{47}
Ringdown	1590	100	2655	1.9×10^{-22}	1.1×10^{47}	-	-	-
Ringdown	1590	200	2655	1.8×10^{-22}	9.6×10^{46}	-	-	-
Ringdown	1500	100	2668	2.5×10^{-22}	1.8×10^{47}	-	-	-
Ringdown	1500	200	2668	2.3×10^{-22}	1.5×10^{47}	-	-	-
Ringdown	2020	100	2655	2.2×10^{-22}	2.4×10^{47}	-	-	-
Ringdown	2020	200	2655	2.2×10^{-22}	2.3×10^{47}	-	-	-
WNB	100-200	11	2668	3.8×10^{-23}	4.0×10^{43}	2656	4.1×10^{-23}	4.7×10^{43}
WNB	100-200	100	2668	5.3×10^{-23}	7.9×10^{43}	2656	6.1×10^{-23}	1.0×10^{44}
WNB	100-1000	11	2655	6.7×10^{-23}	1.7×10^{45}	2656	7.5×10^{-23}	2.1×10^{45}
WNB	100-1000	100	2655	1.1×10^{-22}	4.9×10^{45}	2656	1.5×10^{-22}	7.9×10^{45}

Table 4. h_{rssi} and isotropic energy estimated at 50% detection efficiency for the most sensitive burst from SGR 1935+2154 for each injected waveform in the centered and delayed on-source windows of the short-duration search. All waveforms are elliptically polarized, except those denoted by *, which have circular polarization.

($E_{\text{GW}}^{50\%} = 1.9 \times 10^{45}$ erg) for burst 2656. The lowest gravitational-wave energy upper limits come from Swift J1818.0–1607 because of its closer proximity (4.8 kpc vs 9 kpc), with $E_{\text{GW}}^{50\%} = 2.8 \times 10^{43}$ erg at 55 Hz ($h_{\text{rssi}}^{50\%} = 1.6 \times 10^{-22} / \sqrt{\text{Hz}}$) for burst 2674.

We also place constraints on the ratio of gravitational-wave energy to electromagnetic energy emitted by SGR 1935+2154 (the only source whose bursts have published electromagnetic energies) using the calculated isotropic electromagnetic energies given in Table 1. The most constraining upper limits to this ratio for both the short-duration and long-duration searches come from burst 2656. For the short-duration search, the most constraining ratio when taking the gravitational-wave energy from the 1590Hz, 100ms ringdown waveform is $E_{\text{GW}}^{50\%} / E_{\text{EM}}^{\text{iso}} = 6.4 \times 10^6$. For the long-duration search, the best upper limit on the ratio is $E_{\text{GW}}^{50\%} / E_{\text{EM}}^{\text{iso}} = 3.3 \times 10^3$, which comes from a half sine-Gaussian at 55 Hz with $\tau = 150$ s. These ratios are less constraining than that of SGR 1806–20’s 2004 giant flare, $E_{\text{GW}}^{50\%} / E_{\text{EM}}^{\text{iso}} = 9 \times 10^4$ for a 200 ms ringdown waveform at 1590 Hz (Abbott et al. 2008a) and $E_{\text{GW}}^{50\%} / E_{\text{EM}}^{\text{iso}} \approx 5$ for a band surrounding the 92.5 Hz QPO in the giant flare’s tail (Abbott et al. 2007, 2008a).

With the current sensitivities of the LIGO and Virgo detectors, we can now probe well below the potential energy budgets available to generate gravitational waves from catastrophic rearrangements of the star’s internal magnetic field (Ioka 2001; Corsi & Owen 2011). However, even the most constraining upper limit is well above the expected gravitational wave energy one would expect from f -mode emission from giant flares (e.g., Levin 2007; Zink et al. 2012; Ciolfi & Rezzolla 2012), let alone the lower-energy bursts being considered here. As gravitational wave observatories continue to improve in sensitivity, and more observatories such as KAGRA (Akutsu et al. 2019) reach comparable sensitivity, searches for gravitational waves from magnetar bursts will eventually probe several orders of magnitude below the electromagnetic energy of giant flares, increasing the probability of a discovery of gravitational waves from magnetar flares.

Injection Type	Frequency (Hz)	Duration/ τ (ms)	Centered (8 s)			Delayed (500 s)		
			Burst	$h_{\text{rss}}^{50\%}$ ($\text{Hz}^{-1/2}$)	$E_{\text{GW}}^{50\%}$ (erg)	Burst	$h_{\text{rss}}^{50\%}$ ($\text{Hz}^{-1/2}$)	$E_{\text{GW}}^{50\%}$ (erg)
Sine Gaussian	70	14.3	2674	6.9×10^{-23}	8.2×10^{42}	2673	9.2×10^{-23}	1.4×10^{43}
Sine Gaussian	90	11.1	2674	6.1×10^{-23}	1.1×10^{43}	2673	8.7×10^{-23}	2.1×10^{43}
Sine Gaussian	145	6.89	2674	5.7×10^{-23}	2.4×10^{43}	2674	8.5×10^{-23}	5.4×10^{43}
Sine Gaussian	290	3.45	2674	5.9×10^{-23}	1.0×10^{44}	2674	9.1×10^{-23}	2.4×10^{44}
Sine Gaussian	1100	0.909	2674	1.3×10^{-22}	7.5×10^{45}	2674	2.0×10^{-22}	1.7×10^{46}
Sine Gaussian	1600	0.625	2674	1.2×10^{-22}	1.2×10^{46}	2674	1.7×10^{-22}	2.6×10^{46}
Sine Gaussian	2020	0.495	2674	1.5×10^{-22}	3.2×10^{46}	2674	2.1×10^{-22}	6.3×10^{46}
Sine Gaussian	2600	0.385	2674	3.5×10^{-22}	2.9×10^{47}	2674	4.9×10^{-22}	5.7×10^{47}
Sine Gaussian	3100	0.323	2674	4.4×10^{-22}	6.4×10^{47}	2674	6.1×10^{-22}	1.2×10^{48}
Sine Gaussian	3560	0.281	2674	5.3×10^{-22}	1.2×10^{48}	2674	7.1×10^{-22}	2.2×10^{48}
Sine Gaussian*	1600	0.625	2674	1.2×10^{-22}	1.2×10^{46}	2674	1.7×10^{-22}	2.6×10^{46}
Sine Gaussian*	2020	0.495	2674	1.5×10^{-22}	3.2×10^{46}	2674	2.1×10^{-22}	6.3×10^{46}
Ringdown	1590	100	2674	2.1×10^{-22}	3.8×10^{46}	-	-	-
Ringdown	1590	200	2674	2.1×10^{-22}	4.0×10^{46}	-	-	-
Ringdown	1500	100	2673	2.6×10^{-22}	5.3×10^{46}	-	-	-
Ringdown	1500	200	2673	2.6×10^{-22}	5.3×10^{46}	-	-	-
Ringdown	2020	100	2674	2.6×10^{-22}	9.3×10^{46}	-	-	-
Ringdown	2020	200	2674	2.5×10^{-22}	8.7×10^{46}	-	-	-
WNB	100-200	11	2674	3.7×10^{-23}	1.1×10^{43}	2673	5.6×10^{-23}	2.5×10^{43}
WNB	100-200	100	2674	5.3×10^{-23}	2.2×10^{43}	2673	7.8×10^{-23}	4.8×10^{43}
WNB	100-1000	11	2674	7.0×10^{-23}	5.1×10^{44}	2674	1.0×10^{-22}	1.1×10^{45}
WNB	100-1000	100	2674	1.2×10^{-22}	1.5×10^{45}	2674	1.8×10^{-22}	3.6×10^{45}

Table 5. h_{rss} and isotropic energy estimated at 50% detection efficiency for the most sensitive burst from SGR 1818–1607 for each injected waveform in the centered and delayed on-source windows of the short-duration search. All waveforms are elliptically polarized, except those denoted by *, which have circular polarization.

ACKNOWLEDGEMENTS

This material is based upon work supported by NSF’s LIGO Laboratory which is a major facility fully funded by the National Science Foundation. The authors also gratefully acknowledge the support of the Science and Technology Facilities Council (STFC) of the United Kingdom, the Max-Planck-Society (MPS), and the State of Niedersachsen/Germany for support of the construction of Advanced LIGO and construction and operation of the GEO 600 detector. Additional support for Advanced LIGO was provided by the Australian Research Council. The authors gratefully acknowledge the Italian Istituto Nazionale di Fisica Nucleare (INFN), the French Centre National de la Recherche Scientifique (CNRS) and the Netherlands Organization for Scientific Research (NWO), for the construction and operation of the Virgo detector and the creation and support of the EGO consortium. The authors also gratefully acknowledge research support from these agencies as well as by the Council of Scientific and Industrial Research of India, the Department of Science and Technology, India, the Science & Engineering Research Board (SERB), India, the Ministry of Human Resource Development, India, the Spanish Agencia Estatal de Investigación (AEI), the Spanish Ministerio de Ciencia e Innovación and Ministerio de Universidades, the Conselleria de Fons Europeus, Universitat i Cultura and the Direcció General de Política Universitaria i Recerca del Govern de les Illes Balears, the Conselleria d’Innovació, Universitats, Ciència i Societat Digital de la Generalitat Valenciana and the CERCA Programme Generalitat de Catalunya, Spain, the National Science Centre of Poland and the European Union – European Regional Development Fund; Foundation for Polish Science (FNP), the Swiss National Science Foundation (SNSF), the Russian Foundation for Basic Research, the Russian Science Foundation, the European Commission, the European Social Funds (ESF), the European Regional Development Funds (ERDF), the Royal Society, the Scottish Funding Council, the Scottish Universities Physics Alliance, the Hungarian Scientific Research Fund (OTKA), the French Lyon Institute of Origins (LIO), the Belgian Fonds de la Recherche Scientifique (FRS-FNRS), Actions de Recherche Concertées (ARC)

Injection Type	Frequency (Hz)	Duration/ τ (ms)	Centered (8 s)			Delayed (500 s)		
			Burst	$h_{\text{rss}}^{50\%}$ ($\text{Hz}^{-1/2}$)	$E_{\text{GW}}^{50\%}$ (erg)	Burst	$h_{\text{rss}}^{50\%}$ ($\text{Hz}^{-1/2}$)	$E_{\text{GW}}^{50\%}$ (erg)
Sine Gaussian	70	14.3	2669	4.2×10^{-23}	1.9×10^{42}	2669	5.0×10^{-23}	2.7×10^{42}
Sine Gaussian	90	11.1	2669	4.0×10^{-23}	2.8×10^{42}	2669	4.6×10^{-23}	3.8×10^{42}
Sine Gaussian	145	6.89	2669	3.3×10^{-23}	5.1×10^{42}	2669	3.9×10^{-23}	7.0×10^{42}
Sine Gaussian	290	3.45	2669	3.6×10^{-23}	2.4×10^{43}	2669	4.1×10^{-23}	3.1×10^{43}
Sine Gaussian	1100	0.909	2669	7.7×10^{-23}	1.6×10^{45}	2669	8.8×10^{-23}	2.1×10^{45}
Sine Gaussian	1600	0.625	2669	6.2×10^{-23}	2.2×10^{45}	2669	7.7×10^{-23}	3.3×10^{45}
Sine Gaussian	2020	0.495	2669	8.6×10^{-23}	6.6×10^{45}	2670	9.5×10^{-23}	8.1×10^{45}
Sine Gaussian	2600	0.385	2669	2.0×10^{-22}	5.9×10^{46}	2669	2.4×10^{-22}	8.8×10^{46}
Sine Gaussian	3100	0.323	2669	2.5×10^{-22}	1.3×10^{47}	2670	3.0×10^{-22}	1.9×10^{47}
Sine Gaussian	3560	0.281	2669	2.9×10^{-22}	2.3×10^{47}	2670	4.0×10^{-22}	4.5×10^{47}
Sine Gaussian*	1600	0.625	2669	6.2×10^{-23}	2.2×10^{45}	2669	7.7×10^{-23}	3.3×10^{45}
Sine Gaussian*	2020	0.495	2669	8.6×10^{-23}	6.6×10^{45}	2670	9.5×10^{-23}	8.1×10^{45}
Ringdown	1590	100	2670	1.1×10^{-22}	6.8×10^{45}	-	-	-
Ringdown	1590	200	2670	1.1×10^{-22}	7.0×10^{45}	-	-	-
Ringdown	1500	100	2669	1.8×10^{-22}	1.6×10^{46}	-	-	-
Ringdown	1500	200	2671	2.7×10^{-22}	3.6×10^{46}	-	-	-
Ringdown	2020	100	2670	1.3×10^{-22}	1.6×10^{46}	-	-	-
Ringdown	2020	200	2670	1.3×10^{-22}	1.6×10^{46}	-	-	-
WNB	100-200	11	2669	2.2×10^{-23}	2.4×10^{42}	2669	2.5×10^{-23}	3.2×10^{42}
WNB	100-200	100	2669	3.2×10^{-23}	5.0×10^{42}	2670	3.6×10^{-23}	6.5×10^{42}
WNB	100-1000	11	2669	3.9×10^{-23}	9.8×10^{43}	2669	4.6×10^{-23}	1.4×10^{44}
WNB	100-1000	100	2669	7.1×10^{-23}	3.4×10^{44}	2669	8.2×10^{-23}	4.5×10^{44}

Table 6. h_{rss} and isotropic energy estimated at 50% detection efficiency for the most sensitive burst from the unknown source for each injected waveform in the centered and delayed on-source windows of the short-duration search. All waveforms are elliptically polarized, except those denoted by *, which have circular polarization.

and Fonds Wetenschappelijk Onderzoek – Vlaanderen (FWO), Belgium, the Paris Île-de-France Region, the National Research, Development and Innovation Office Hungary (NKFIH), the National Research Foundation of Korea, the National Science and Engineering Research Council Canada, Canadian Foundation for Innovation (CFI), the Brazilian Ministry of Science, Technology, and Innovations, the International Center for Theoretical Physics South American Institute for Fundamental Research (ICTP-SAIFR), the Research Grants Council of Hong Kong, the National Natural Science Foundation of China (NSFC), the Leverhulme Trust, the Research Corporation, the Ministry of Science and Technology (MOST), Taiwan, the United States Department of Energy, and the Kavli Foundation. The authors gratefully acknowledge the support of the NSF, STFC, INFN and CNRS for provision of computational resources.

This work was supported by MEXT, JSPS Leading-edge Research Infrastructure Program, JSPS Grant-in-Aid for Specially Promoted Research 26000005, JSPS Grant-in-Aid for Scientific Research on Innovative Areas 2905: JP17H06358, JP17H06361 and JP17H06364, JSPS Core-to-Core Program A. Advanced Research Networks, JSPS Grant-in-Aid for Scientific Research (S) 17H06133 and 20H05639, JSPS Grant-in-Aid for Transformative Research Areas (A) 20A203: JP20H05854, the joint research program of the Institute for Cosmic Ray Research, University of Tokyo, National Research Foundation (NRF), Computing Infrastructure Project of KISTI-GSDC, Korea Astronomy and Space Science Institute (KASI), and Ministry of Science and ICT (MSIT) in Korea, Academia Sinica (AS), AS Grid Center (ASGC) and the Ministry of Science and Technology (MoST) in Taiwan under grants including AS-CDA-105-M06, Advanced Technology Center (ATC) of NAOJ, and Mechanical Engineering Center of KEK.

This project has made use of the data of the Interplanetary Network (ssl.berkeley.edu/ipn3/index.html), maintained by K. Hurley. We like to remember all of the contributions K. Hurley made to many LIGO-Virgo-KAGRA searches over the years.

We would like to thank all of the essential workers who put their health at risk during the COVID-19 pandemic, without whom we would not have been able to complete this work.

Burst	Source	Ringdown			Sine Gaussian		
		$h_{\text{rss}}^{50\%}$ (Hz $^{-1/2}$)	$E_{\text{GW}}^{50\%}$ (erg)	$\frac{E_{\text{GW}}^{50\%}}{E_{\text{EM}}^{\text{iso}}}$	$h_{\text{rss}}^{50\%}$ (Hz $^{-1/2}$)	$E_{\text{GW}}^{50\%}$ (erg)	$\frac{E_{\text{GW}}^{50\%}}{E_{\text{EM}}^{\text{iso}}}$
2652	SGR 1935+2154	3.2×10^{-22}	3.2×10^{47}	2.2×10^8	1.6×10^{-22}	8.0×10^{46}	5.6×10^7
2653	SGR 1935+2154	2.6×10^{-22}	2.2×10^{47}	1.9×10^8	1.5×10^{-22}	7.3×10^{46}	6.4×10^7
2654	SGR 1935+2154	5.0×10^{-22}	7.8×10^{47}	-	2.9×10^{-22}	2.7×10^{47}	-
2655	SGR 1935+2154	1.9×10^{-22}	1.1×10^{47}	1.9×10^7	1.1×10^{-22}	3.8×10^{46}	6.6×10^6
2656	SGR 1935+2154	2.1×10^{-22}	1.4×10^{47}	6.4×10^6	1.3×10^{-22}	4.9×10^{46}	2.2×10^6
2657	SGR 1935+2154	2.4×10^{-22}	1.8×10^{47}	6.6×10^7	1.4×10^{-22}	6.4×10^{46}	2.3×10^7
2660	SGR 1935+2154	3.4×10^{-22}	3.6×10^{47}	3.0×10^8	2.0×10^{-22}	1.3×10^{47}	1.1×10^8
2661	SGR 1935+2154	3.2×10^{-22}	3.2×10^{47}	2.4×10^8	1.9×10^{-22}	1.2×10^{47}	9.0×10^7
2668	SGR 1935+2154	2.1×10^{-22}	1.4×10^{47}	1.8×10^8	1.2×10^{-22}	4.6×10^{46}	6.0×10^7
2669	unknown	1.1×10^{-22}	7.3×10^{45}	-	6.2×10^{-23}	2.2×10^{45}	-
2670	unknown	1.1×10^{-22}	6.8×10^{45}	-	6.6×10^{-23}	2.5×10^{45}	-
2671	unknown	2.0×10^{-22}	2.2×10^{46}	-	1.2×10^{-22}	7.9×10^{45}	-
2673	Swift J1818-1607	2.7×10^{-22}	6.6×10^{46}	-	1.5×10^{-22}	2.0×10^{46}	-
2674	Swift J1818-1607	2.1×10^{-22}	3.8×10^{46}	-	1.2×10^{-22}	1.2×10^{46}	-

Table 7. Upper limits on the h_{rss} for 50% detection efficiency and corresponding gravitational wave energy ($E_{\text{GW}}^{50\%}$) for the centered on-source short-duration search. We present these values for the elliptically polarized 1600Hz Sine Gaussian waveform, and 100ms ringdown waveform at central frequency 1590Hz. These are the specific waveforms of each type that best model the gravitational wave one would expect in conjunction with an f-mode. The burst numbers are consistent with those used in the catalogue: <http://www.ssl.berkeley.edu/ipn3/sgrlist.txt>.

Frequency (Hz)	τ (s)	Half Sine-Gaussian			Ringdown		
		Burst	$h_{\text{rss}}^{50\%}$ (Hz $^{-1/2}$)	$E_{\text{GW}}^{50\%}$ (erg)	Burst	$h_{\text{rss}}^{50\%}$ (Hz $^{-1/2}$)	$E_{\text{GW}}^{50\%}$ (erg)
55	150	2656	1.4×10^{-22}	7.3×10^{43}	2656	1.4×10^{-22}	7.8×10^{43}
-	400	2656	1.6×10^{-22}	9.3×10^{43}	2656	1.7×10^{-22}	1.0×10^{44}
150	150	2656	9.7×10^{-23}	2.6×10^{44}	2656	1.0×10^{-22}	2.9×10^{44}
-	400	2656	1.0×10^{-22}	2.9×10^{44}	2656	1.1×10^{-22}	3.3×10^{44}
450	150	2656	8.7×10^{-23}	1.9×10^{45}	2656	9.3×10^{-23}	2.1×10^{45}
-	400	2656	1.1×10^{-22}	3.1×10^{45}	2656	1.2×10^{-22}	3.5×10^{45}
750	150	2656	1.4×10^{-22}	1.4×10^{46}	2656	1.5×10^{-22}	1.7×10^{46}
-	400	2656	1.6×10^{-22}	1.7×10^{46}	2656	1.7×10^{-22}	1.9×10^{46}
1550	150	2656	3.8×10^{-22}	4.2×10^{47}	2656	3.8×10^{-22}	4.2×10^{47}
-	400	2656	3.9×10^{-22}	4.4×10^{47}	2656	4.1×10^{-22}	5.0×10^{47}

Table 8. Upper limits for h_{rss} and E_{GW} estimated at 50% detection efficiency for half sine-Gaussian and ringdown waveforms for the most sensitive burst from SGR 1935+2154 for the long-duration search.

APPENDIX

A. MODIFICATIONS TO THE PARAMETERS OF THE SHORT-DURATION SEARCH

It should be noted that the burst times are distributed such that the standard 3h symmetric background in the short-duration searches would in some cases include the time of the previous or subsequent burst. We mitigate this by either reducing the background length or adjusting the background asymmetry factor (the fraction of background time before the burst) to optimize the amount of background data that could be used for each burst. Full details of these modifications are provided in Table 10.

Frequency (Hz)	τ (s)	Half Sine-Gaussian			Ringdown		
		Burst	$h_{\text{rSS}}^{50\%}$ ($\text{Hz}^{-1/2}$)	$E_{\text{GW}}^{50\%}$ (erg)	Burst	$h_{\text{rSS}}^{50\%}$ ($\text{Hz}^{-1/2}$)	$E_{\text{GW}}^{50\%}$ (erg)
55	150	2674	1.6×10^{-22}	2.8×10^{43}	2674	1.7×10^{-22}	3.1×10^{43}
-	400	2673	1.9×10^{-22}	3.7×10^{43}	2673	2.0×10^{-22}	4.1×10^{43}
150	150	2674	1.3×10^{-22}	1.3×10^{44}	2674	1.4×10^{-22}	1.5×10^{44}
-	400	2674	1.4×10^{-22}	1.5×10^{44}	2674	1.4×10^{-22}	1.6×10^{44}
450	150	2674	1.2×10^{-22}	1.1×10^{45}	2674	1.3×10^{-22}	1.2×10^{45}
-	400	2674	1.5×10^{-22}	1.6×10^{45}	2674	1.6×10^{-22}	1.8×10^{45}
750	150	2674	2.0×10^{-22}	8.1×10^{45}	2674	2.2×10^{-22}	9.6×10^{45}
-	400	2674	2.2×10^{-22}	9.9×10^{45}	2674	2.4×10^{-22}	1.1×10^{46}
1550	150	2674	5.7×10^{-22}	2.7×10^{47}	2674	5.6×10^{-22}	2.6×10^{47}
-	400	2674	4.9×10^{-22}	2.0×10^{47}	2674	5.0×10^{-22}	2.1×10^{47}

Table 9. Upper limits for h_{rSS} and E_{GW} estimated at 50% detection efficiency for half sine-Gaussian and ringdown waveforms for the most sensitive burst from Swift J1818.0–1607 for the long-duration search.

In addition to modifying the length and background asymmetry factor of the background to exclude neighboring bursts, there are also modifications to the search that we do in order to increase the sensitivity of each burst. These include vetoing events in specific frequency bands that display high non-Gaussianity and introducing an error region of the source to adjust for the motion of the Earth during the on-source window. A full list of these changes is given in Table 10.

B. DATA REMOVED FROM LONG-DURATION SEARCH WINDOWS

Data is required both before and after each pixel in the long-duration time-frequency map to estimate the pixel background (see Thrane et al. (2011) for details). In this search, we used 18s of data before and after each pixel, as was done in Quitzow-James (2016); Quitzow-James et al. (2017); Abbott et al. (2019). Thus, any data removed from the long-duration on-source window includes up to an additional 36s, with 18s both before and after the interval to be removed (we also note that 1640s of data are required for the full 1604s long-duration on-source window).

Two on-source windows were missing data. One was the on-source window of burst 2651, which starts 87s after the burst; since the on-source window starts 4s before the burst and 18s is needed to estimate the pixel background, the time-frequency map starts 109s after the start of the on-source window (105s after the burst). Data is available for the first 1121s of the on-source window of burst 2665, leading to the time-frequency map ending after 1103s. The on-source windows for bursts 2652, 2660 and 2665 each had 8s of data removed due to data quality issues, leading to gaps of 44s in the time-frequency maps. As was done in previous searches (including the O2 search (Abbott et al. 2019)), noisy spectral lines, such as 60Hz power line harmonics, were identified and removed from the time-frequency maps for each detector pair. Of special note, 55 Hz and 150 Hz were removed for the LHO/Virgo detector pair and 150 Hz for LLO/Virgo; thus, these detector pairs were not sensitive to injected waveforms in these respective frequencies. The Bezier curves for the clusters were generated identically to the other windows, with the missing times (and data removed due to noisy lines) not included in the calculation of the cluster SNR. The background segments were treated identically to their respective on-source windows.

C. INJECTED WAVEFORMS AND UPPER LIMITS

The long-duration search injects all waveforms (half sine-Gaussians and ringdowns) with optimal orientation (inclination angle $\iota = 0$). For the short-duration search, the waveforms are injected uniformly over $\cos \iota$ from -1 to 1 ; however, when calculating the upper limits $h_{\text{rSS}}^{50\%}$, we treat the injections as if they all had optimal orientation of the source ($\iota = 0$), which corresponds to the lowest possible $E_{\text{GW}}^{50\%}$ from the source.

For the short-duration search upper limits, E_{GW} is calculated from the h_{rSS} using the approximation for a narrow-band source with optimal orientated from equation 17 of (Sutton 2013):

$$E_{\text{GW}} \approx \frac{2}{5} \frac{c^3 \pi^2}{G} d^2 f_0^2 h_{\text{rSS}}^2, \quad (\text{C1})$$

where d is the distance to the source and f_0 is the central frequency.

Burst	Parameters of delayed on-source search	Parameters of centered on-source search
2652	Background Asymmetry Factor = .3726 Background length = 8090s Frequency Range = 300Hz to 4000Hz	Background Asymmetry Factor = .3858 Background length = 9056s
2653	Background Asymmetry Factor = .4711 Background length = 10790s Frequency Range = 65Hz to 4000 Hz Error Region = 1 deg.	
2655	Background Asymmetry Factor = 0.5677 Background length = 10790s	Background Asymmetry Factor = .5225 Background length = 10790s
2656	Background Asymmetry Factor = 0.4331 Background length = 10790s	Background Asymmetry Factor = .4775 Background length = 10790s
2660	Background Asymmetry Factor = 0.3421 Background length = 10790s	Background Asymmetry Factor = .3403 Background length = 10790s
2661	Error Region = 1 deg.	
2668	Error Region = 1 deg.	Frequency Range = 85 - 4000Hz
2669	Background Asymmetry Factor = 0.8993 Background length = 10790s	Background Asymmetry Factor = .854 Background length = 10790s
2670	Background Asymmetry Factor = 0.1015 Background length = 10790s	Background Asymmetry Factor = .1459 Background length = 10790s
2671		Background length = 10790s
2673	Frequency Range = 60Hz to 4000Hz Error Region = 1 deg.	

Table 10. Parameters used in the centered on-source and delayed on-source short-duration searches. When no value is specified, the search was run with the default parameters, including frequency ranging from 50-4000 Hz, a symmetric background window 10800s in length, and 0 degree error region. The background asymmetry factor is defined as the fraction of the background time before the burst time, with 0.5 corresponding to a symmetric background. The error region is defined as the 1σ uncertainty in the sky position of the source. Using a non-zero error region on a point source can sometimes increase the search sensitivity because it counters the effects of the earth's rotation during the on-source window.

The h_{rSS} of a sine-Gaussian is (Quitow-James 2016):

$$h_{\text{rSS}}^{\text{SG}} = h_0 \tau^{1/2} \frac{\pi^{1/4}}{2(2^{1/4})} \sqrt{\left(\frac{(1 + \cos^2 \iota)^2}{4} + \cos^2 \iota \right) + \left(\frac{(1 + \cos^2 \iota)^2}{4} - \cos^2 \iota \right) e^{-2\pi^2 f_0^2 \tau^2}}, \quad (\text{C2})$$

where ι is the inclination angle and τ is the characteristic time. The h_{rSS} of a sine-Gaussian when the inclination angle $\iota = 0$ is:

$$h_{\text{rSS}, \iota=0}^{\text{SG}} = h_0 \sqrt{\tau} \frac{\pi^{1/4}}{2^{3/4}}. \quad (\text{C3})$$

The E_{GW} of a sine-Gaussian waveform is (Quitow-James 2016):

$$E_{\text{GW}}^{\text{SG}} = \frac{c^3 \pi^{5/2}}{5\sqrt{2}G} h_0^2 d^2 f_0^2 \tau \left[1 + \frac{1}{4\pi^2 f_0^2 \tau^2} \left(1 + \frac{1}{6} e^{-2\pi^2 f_0^2 \tau^2} \right) \right]. \quad (\text{C4})$$

For $Q = \sqrt{2}\pi f_0 \tau \gg 1$, this can be approximated as (Quitow-James 2016):

$$E_{\text{GW}}^{\text{SG}} \approx \frac{c^3 \pi^{5/2}}{5\sqrt{2}G} h_0^2 d^2 f_0^2 \tau. \quad (\text{C5})$$

The E_{GW} of a half sine-Gaussian is half of the E_{GW} of a sine-Gaussian, and the h_{rss} of a half sine-Gaussian is the h_{rss} of a sine-Gaussian divided by $\sqrt{2}$. The h_{rss} of a half sine-Gaussian with $\iota = 0$ is (Quitow-James 2016):

$$h_{\text{rss},\iota=0}^{\text{hSG}} = \frac{h_{\text{rss},\iota=0}^{\text{SG}}}{\sqrt{2}} = h_0 \sqrt{\tau} \frac{\pi^{1/4}}{2^{5/4}}. \quad (\text{C6})$$

The E_{GW} of a half sine-Gaussian waveform with $Q = \sqrt{2}\pi f_0 \tau \gg 1$ can be approximated as (Quitow-James 2016):

$$E_{\text{GW}}^{\text{hSG}} \approx \frac{c^3 \pi^{5/2}}{10\sqrt{2}G} h_0^2 d^2 f_0^2 \tau. \quad (\text{C7})$$

The h_{rss} of a ringdown waveform can be derived from equation (2):

$$h_{\text{rss}}^{\text{ringdown}} = \frac{h_0}{2} \sqrt{\frac{\tau}{2}} \left[\left(\frac{(1 + \cos^2 \iota)^2}{4} + \cos^2 \iota \right) + \frac{1}{1 + 4\pi^2 f_0^2 \tau^2} \left(\frac{(1 + \cos^2 \iota)^2}{4} - \cos^2 \iota \right) \right]^{1/2}. \quad (\text{C8})$$

For $\iota = 0$ this becomes:

$$h_{\text{rss},\iota=0}^{\text{ringdown}} = \frac{h_0}{2} \sqrt{\tau}. \quad (\text{C9})$$

And E_{GW} can be calculated to be:

$$E_{\text{GW}}^{\text{ringdown}} = \frac{c^3}{40G} h_0^2 d^2 \left(\frac{1 + 4\pi^2 f_0^2 \tau^2}{\tau} \right) \left(1 + \left(\frac{1}{6} \right) \frac{1}{1 + 4\pi^2 f_0^2 \tau^2} \right). \quad (\text{C10})$$

For $Q = \sqrt{2}\pi f_0 \tau \gg 1$:

$$E_{\text{GW}}^{\text{ringdown}} \approx \frac{\pi^2 c^3}{10G} d^2 f_0^2 h_0^2 \tau. \quad (\text{C11})$$

It is important to note that the short-duration ringdown waveforms include a *ringup* right before the injection time for the purpose of avoiding a discontinuous jump in the signal. This ringup has a rise time that is $\frac{1}{10}$ of the ringdown damping time. When including this ringup, the h_{rss} of the total waveform is the h_{rss} of the ringup and ringdown added in quadrature while the E_{GW} of the ringup and ringdown are add linearly. This gives:

$$h_{\text{rss},\iota=0}^{\text{ringup+ringdown}} = \frac{h_0}{2} \sqrt{\tau + \tau \frac{1}{10}} = \frac{h_0}{2} \sqrt{\tau \frac{11}{10}}, \quad (\text{C12})$$

and (for $\sqrt{2}\pi f_0 \tau \gg 1$):

$$E_{\text{GW}}^{\text{ringup+ringdown}} \approx \frac{\pi^2 c^3}{10G} d^2 f_0^2 h_0^2 \tau (11/10). \quad (\text{C13})$$

REFERENCES

- Aasi, J., Abbott, B. P., Abbott, R., et al. 2015, Classical and Quantum Gravity, 32, 074001, doi: [10.1088/0264-9381/32/7/074001](https://doi.org/10.1088/0264-9381/32/7/074001)
- Aasi, J., et al. 2014, Phys. Rev. Lett., 113, 011102, doi: [10.1103/PhysRevLett.113.011102](https://doi.org/10.1103/PhysRevLett.113.011102)
- Abadie, J., et al. 2011, The Astrophysical Journal, 734, L35, doi: [10.1088/2041-8205/734/2/l35](https://doi.org/10.1088/2041-8205/734/2/l35)
- . 2012, The Astrophysical Journal, 755, 2, doi: [10.1088/0004-637x/755/1/2](https://doi.org/10.1088/0004-637x/755/1/2)
- Abbott, B. P., et al. 2007, Phys. Rev. D, 76, 062003, doi: [10.1103/PhysRevD.76.062003](https://doi.org/10.1103/PhysRevD.76.062003)
- . 2008a, Phys. Rev. Lett., 101, 211102, doi: [10.1103/PhysRevLett.101.211102](https://doi.org/10.1103/PhysRevLett.101.211102)
- . 2008b, The Astrophysical Journal, 681, 1419, doi: [10.1086/587954](https://doi.org/10.1086/587954)
- . 2009, The Astrophysical Journal, 701, L68, doi: [10.1088/0004-637x/701/2/l68](https://doi.org/10.1088/0004-637x/701/2/l68)
- . 2017, ApJ, 841, 89, doi: [10.3847/1538-4357/aa6c47](https://doi.org/10.3847/1538-4357/aa6c47)
- . 2018, Living Rev. Rel., 21, 3, doi: [10.1007/s41114-020-00026-9](https://doi.org/10.1007/s41114-020-00026-9)
- . 2019, ApJ, 874, 163, doi: [10.3847/1538-4357/ab0e15](https://doi.org/10.3847/1538-4357/ab0e15)
- Abbott, R., et al. 2021a, ApJ, 915, 86, doi: [10.3847/1538-4357/abee15](https://doi.org/10.3847/1538-4357/abee15)

- . 2021b, doi: [10.48550/ARXIV.2111.03608](https://doi.org/10.48550/ARXIV.2111.03608)
- . 2022, doi: [10.48550/ARXIV.2203.12038](https://doi.org/10.48550/ARXIV.2203.12038)
- Acernese, F., Agathos, M., Agatsuma, K., et al. 2015, *Classical and Quantum Gravity*, 32, 024001, doi: [10.1088/0264-9381/32/2/024001](https://doi.org/10.1088/0264-9381/32/2/024001)
- Ackley, K., Adya, V. B., Agrawal, P., et al. 2020, *PASA*, 37, e047, doi: [10.1017/pasa.2020.39](https://doi.org/10.1017/pasa.2020.39)
- Akutsu, T., Ando, M., Arai, K., et al. 2019, *Nature Astronomy*, 3, 35, doi: [10.1038/s41550-018-0658-y](https://doi.org/10.1038/s41550-018-0658-y)
- Akutsu, T., Ando, M., Arai, K., et al. 2021, *Progress of Theoretical and Experimental Physics*, 2021, doi: [10.1093/ptep/ptab018](https://doi.org/10.1093/ptep/ptab018)
- Barat, C., Hayles, R. I., Hurley, K., et al. 1983, *A&A*, 126, 400
- Barsotti, L., Gras, S., Evans, M., & Fritschel, P. 2018, Updated Advanced LIGO sensitivity design curve. <https://dcc.ligo.org/LIGO-T1800044/public>
- Boggs, S. E., Zoglauer, A., Bellm, E., et al. 2007, *ApJ*, 661, 458, doi: [10.1086/516732](https://doi.org/10.1086/516732)
- Buikema, A., Cahillane, C., Mansell, G. L., et al. 2020, *Phys. Rev. D*, 102, 062003, doi: [10.1103/PhysRevD.102.062003](https://doi.org/10.1103/PhysRevD.102.062003)
- Burns, E., Svinkin, D., Hurley, K., et al. 2021, *The Astrophysical Journal Letters*, 907, L28, doi: [10.3847/2041-8213/abd8c8](https://doi.org/10.3847/2041-8213/abd8c8)
- Ciolfi, R., Lander, S. K., Manca, G. M., & Rezzolla, L. 2011, *ApJL*, 736, L6, doi: [10.1088/2041-8205/736/1/L6](https://doi.org/10.1088/2041-8205/736/1/L6)
- Ciolfi, R., & Rezzolla, L. 2012, *ApJ*, 760, 1, doi: [10.1088/0004-637X/760/1/1](https://doi.org/10.1088/0004-637X/760/1/1)
- Colaiuda, A., & Kokkotas, K. D. 2011, *MNRAS*, 414, 3014, doi: [10.1111/j.1365-2966.2011.18602.x](https://doi.org/10.1111/j.1365-2966.2011.18602.x)
- Corsi, A., & Owen, B. J. 2011, *Physical Review D*, 83, doi: [10.1103/physrevd.83.104014](https://doi.org/10.1103/physrevd.83.104014)
- Cummings, J., Barthelmy, S., Chester, M., & Page, K. 2014, *The Astronomer's Telegram*, 6294, 1
- Davis, D., et al. 2021, *Classical and Quantum Gravity*, 38, 135014, doi: [10.1088/1361-6382/abfd85](https://doi.org/10.1088/1361-6382/abfd85)
- Duncan, R. C. 1998, *ApJL*, 498, L45, doi: [10.1086/311303](https://doi.org/10.1086/311303)
- Durant, M., & van Kerkwijk, M. H. 2006, *The Astrophysical Journal*, 650, 1070–1081, doi: [10.1086/506380](https://doi.org/10.1086/506380)
- Essick, R., Godwin, P., Hanna, C., Blackburn, L., & Katsavounidis, E. 2020, *Machine Learning: Science and Technology*, 2, 015004
- Evans, M., et al. 2021. <https://arxiv.org/abs/2109.09882>
- Evans, P., Gropp, J., Kennea, J., et al. 2020, *GRB Coordinates Network*, 27373, 1
- Evans, W. D., Klebesadel, R. W., Laros, J. G., et al. 1980, *ApJL*, 237, L7, doi: [10.1086/183222](https://doi.org/10.1086/183222)
- Glampedakis, K., & Jones, D. I. 2014, *MNRAS*, 439, 1522, doi: [10.1093/mnras/stu017](https://doi.org/10.1093/mnras/stu017)
- Glampedakis, K., Samuelsson, L., & Andersson, N. 2006, *MNRAS*, 371, L74, doi: [10.1111/j.1745-3933.2006.00211.x](https://doi.org/10.1111/j.1745-3933.2006.00211.x)
- Ho, W. C. G., Jones, D. I., Andersson, N., & Espinoza, C. M. 2020, *Phys. Rev. D*, 101, 103009, doi: [10.1103/PhysRevD.101.103009](https://doi.org/10.1103/PhysRevD.101.103009)
- Huppenkothen, D., Heil, L. M., Watts, A. L., & Göğüş, E. 2014a, *ApJ*, 795, 114, doi: [10.1088/0004-637X/795/2/114](https://doi.org/10.1088/0004-637X/795/2/114)
- Huppenkothen, D., D'Angelo, C., Watts, A. L., et al. 2014b, *ApJ*, 787, 128, doi: [10.1088/0004-637X/787/2/128](https://doi.org/10.1088/0004-637X/787/2/128)
- Hurley, K. 2021, *SGR Burst List*. <http://www.ssl.berkeley.edu/ipn3/sgrlist.txt>
- Hurley, K., Cline, T., Mazets, E., et al. 1999, *Nature*, 397, 41, doi: [10.1038/16199](https://doi.org/10.1038/16199)
- Hurley, K., Boggs, S. E., Smith, D. M., et al. 2005, *Nature*, 434, 1098, doi: [10.1038/nature03519](https://doi.org/10.1038/nature03519)
- Ioka, K. 2001, *Monthly Notices of the Royal Astronomical Society*, 327, 639–662, doi: [10.1046/j.1365-8711.2001.04756.x](https://doi.org/10.1046/j.1365-8711.2001.04756.x)
- Israel, G. L., Belloni, T., Stella, L., et al. 2005, *ApJL*, 628, L53, doi: [10.1086/432615](https://doi.org/10.1086/432615)
- Kalmus, P. 2009, PhD thesis. <https://arxiv.org/abs/0904.4394>
- Kalmus, P., Cannon, K. C., Márka, S., & Owen, B. J. 2009, *Phys. Rev. D*, 80, 042001, doi: [10.1103/PhysRevD.80.042001](https://doi.org/10.1103/PhysRevD.80.042001)
- Kalmus, P., Khan, R., Matone, L., & Márka, S. 2007, *Classical and Quantum Gravity*, 24, S659, doi: [10.1088/0264-9381/24/19/s28](https://doi.org/10.1088/0264-9381/24/19/s28)
- Karuppusamy, R., et al. 2020, Detection of pulsed radio emission from new magnetar Swift J1818.0-1607. <https://www.astronomerstelegam.org/?read=13553>
- Kashiyama, K., & Ioka, K. 2011, *Phys. Rev. D*, 83, 081302, doi: [10.1103/PhysRevD.83.081302](https://doi.org/10.1103/PhysRevD.83.081302)
- Kaspi, V. M., & Beloborodov, A. M. 2017, *Annual Review of Astronomy and Astrophysics*, 55, 261–301, doi: [10.1146/annurev-astro-081915-023329](https://doi.org/10.1146/annurev-astro-081915-023329)
- Kirsten, F., Snelders, M. P., Jenkins, M., et al. 2020, *Nature Astronomy*, 5, 414, doi: [10.1038/s41550-020-01246-3](https://doi.org/10.1038/s41550-020-01246-3)
- Kissel, J. 2020, aLIGO, CAL, Official Advanced LIGO Sensitivity Plots. <https://dcc.ligo.org/LIGO-G1500623/public>
- Lesage, S., et al. 2020, *GCN Circular* 26980. <https://gcn.gsfc.nasa.gov/gcn/gcn3/26980.gcn3>
- Levin, Y. 2007, *MNRAS*, 377, 159, doi: [10.1111/j.1365-2966.2007.11582.x](https://doi.org/10.1111/j.1365-2966.2007.11582.x)
- Levin, Y., & van Hoven, M. 2011, *Monthly Notices of the Royal Astronomical Society*, 418, 659–663, doi: [10.1111/j.1365-2966.2011.19515.x](https://doi.org/10.1111/j.1365-2966.2011.19515.x)

- Lin, L., Göğüş, E., Roberts, O. J., et al. 2020, *The Astrophysical Journal Letters*, 902, L43
- Lindblom, L., & Detweiler, S. L. 1983, *ApJS*, 53, 73, doi: [10.1086/190884](https://doi.org/10.1086/190884)
- Macquet, A., Bizouard, M. A., Burns, E., et al. 2021, *ApJ*, 918, 80, doi: [10.3847/1538-4357/ac0efd](https://doi.org/10.3847/1538-4357/ac0efd)
- Matone, L., & Márka, S. 2007, *Classical and Quantum Gravity*, 24, S649, doi: [10.1088/0264-9381/24/19/s27](https://doi.org/10.1088/0264-9381/24/19/s27)
- Mazets, E. P., Aptekar, R. L., Cline, T. L., et al. 2008, *ApJ*, 680, 545, doi: [10.1086/587955](https://doi.org/10.1086/587955)
- McDermott, P. N., van Horn, H. M., & Hansen, C. J. 1988, *ApJ*, 325, 725, doi: [10.1086/166044](https://doi.org/10.1086/166044)
- Meegan, C., et al. 2009, *ApJ*, 702. <https://iopscience.iop.org/article/10.1088/0004-637X/702/1/791/meta>
- Mereghetti, S., Götz, D., von Kienlin, A., et al. 2005, *ApJL*, 624, L105, doi: [10.1086/430669](https://doi.org/10.1086/430669)
- Messios, N., Papadopoulos, D. B., & Stergioulas, N. 2001, *MNRAS*, 328, 1161, doi: [10.1046/j.1365-8711.2001.04645.x](https://doi.org/10.1046/j.1365-8711.2001.04645.x)
- Murphy, D., Tse, M., Raffai, P., et al. 2013, *Phys. Rev. D*, 87, 103008, doi: [10.1103/PhysRevD.87.103008](https://doi.org/10.1103/PhysRevD.87.103008)
- Olausen, S. A., & Kaspi, V. M. 2014, *The Astrophysical Journal Supplement Series*, 212, 6, doi: [10.1088/0067-0049/212/1/6](https://doi.org/10.1088/0067-0049/212/1/6)
- Piro, A. L. 2005, *ApJL*, 634, L153, doi: [10.1086/499049](https://doi.org/10.1086/499049)
- Punturo, M., Abernathy, M., Acernese, F., et al. 2010, *Classical Q. Gravity*, 27, 194002, doi: [10.1088/0264-9381/27/19/194002](https://doi.org/10.1088/0264-9381/27/19/194002)
- Quitow-James, R. 2016, PhD thesis. <https://dcc.ligo.org/LIGO-P1600095>
- Quitow-James, R., et al. 2017, *Classical and Quantum Gravity*, 34, 164002, doi: [10.1088/1361-6382/aa7d5b](https://doi.org/10.1088/1361-6382/aa7d5b)
- Reitze, D., et al. 2019, *Bull. Am. Astron. Soc.*, 51, 035. <https://arxiv.org/abs/1907.04833>
- Robinet, F., Arnaud, N., Leroy, N., et al. 2020, *SoftwareX*, 12, 100620
- Schale, P. 2019, PhD thesis. <https://scholarsbank.uoregon.edu/xmlui/handle/1794/24835>
- Strohmayer, T. E., & Watts, A. L. 2005, *ApJL*, 632, L111, doi: [10.1086/497911](https://doi.org/10.1086/497911)
- . 2006, *ApJ*, 653, 593, doi: [10.1086/508703](https://doi.org/10.1086/508703)
- Sutton, P. J. 2013, A Rule of Thumb for the Detectability of Gravitational-Wave Bursts, arXiv, doi: [10.48550/ARXIV.1304.0210](https://doi.org/10.48550/ARXIV.1304.0210)
- Sutton, P. J., Jones, G., Chatterji, S., et al. 2010, *New Journal of Physics*, 12, 053034, doi: [10.1088/1367-2630/12/5/053034](https://doi.org/10.1088/1367-2630/12/5/053034)
- Svinkin, D., Frederiks, D., Hurley, K., et al. 2021, *Nature*, 589, 211, doi: [10.1038/s41586-020-03076-9](https://doi.org/10.1038/s41586-020-03076-9)
- Thrane, E., & Coughlin, M. 2013, *Phys. Rev. D*, 88, 083010, doi: [10.1103/PhysRevD.88.083010](https://doi.org/10.1103/PhysRevD.88.083010)
- Thrane, E., Kandhasamy, S., Ott, C. D., et al. 2011, *Phys. Rev. D*, 83, 083004, doi: [10.1103/PhysRevD.83.083004](https://doi.org/10.1103/PhysRevD.83.083004)
- Tsokaros, A., Ruiz, M., Shapiro, S. L., & Uryū, K. 2021, Magnetohydrodynamic simulations of self-consistent rotating neutron stars with mixed poloidal and toroidal magnetic fields. <https://arxiv.org/abs/2111.00013>
- Verkindt, D. 2021, Sensitivity curves and BNS range for Virgo in O2 and O3. <https://tds.virgo-gw.eu/?content=3&r=19594>
- Was, M., Sutton, P. J., Jones, G., & Leonor, I. 2012, *Phys. Rev. D*, 86, 022003, doi: [10.1103/PhysRevD.86.022003](https://doi.org/10.1103/PhysRevD.86.022003)
- Watts, A. L., & Strohmayer, T. E. 2006, *ApJL*, 637, L117, doi: [10.1086/500735](https://doi.org/10.1086/500735)
- Wen, D.-H., Li, B.-A., Chen, H.-Y., & Zhang, N.-B. 2019, *Physical Review C*, 99, doi: [10.1103/physrevc.99.045806](https://doi.org/10.1103/physrevc.99.045806)
- Wen, D.-H., Li, B.-A., Chen, H.-Y., & Zhang, N.-B. 2019, *Phys. Rev. C*, 99, 045806, doi: [10.1103/PhysRevC.99.045806](https://doi.org/10.1103/PhysRevC.99.045806)
- Zhong, S.-Q., Dai, Z.-G., Zhang, H.-M., & Deng, C.-M. 2020, *The Astrophysical Journal*, 898, L5, doi: [10.3847/2041-8213/aba262](https://doi.org/10.3847/2041-8213/aba262)
- Zink, B., Lasky, P. D., & Kokkotas, K. D. 2012, *Phys. Rev. D*, 85, 024030, doi: [10.1103/PhysRevD.85.024030](https://doi.org/10.1103/PhysRevD.85.024030)

AUTHORS

THE LIGO SCIENTIFIC COLLABORATION, THE VIRGO COLLABORATION, AND THE KAGRA COLLABORATION,

R. ABBOTT,¹ H. ABE,² F. ACERNESE,^{3,4} K. ACKLEY⁵ , N. ADHIKARI⁶ , R. X. ADHIKARI¹ , V. K. ADKINS,⁷
V. B. ADYA,⁸ C. AFFELDT,^{9,10} D. AGARWAL,¹¹ M. AGATHOS^{12,13} , K. AGATSUMA¹⁴ , N. AGGARWAL,¹⁵
O. D. AGUIAR¹⁶ , L. AIELLO¹⁷ , A. AIN,¹⁸ P. AJITH¹⁹ , T. AKUTSU^{20,21} , S. ALBANESI,^{22,23} R. A. ALFAIDI,²⁴
A. ALLOCCA^{25,4} , P. A. ALTIN⁸ , A. AMATO²⁶ , C. ANAND,⁵ S. ANAND,¹ A. ANANYEVA,¹ S. B. ANDERSON¹ ,
W. G. ANDERSON⁶ , M. ANDO,^{27,28} T. ANDRADE,²⁹ N. ANDRÉS³⁰ , M. ANDRÉS-CARCASONA³¹ , T. ANDRIĆ³² ,
S. V. ANGELOVA,³³ S. ANSOLDI,^{34,35} J. M. ANTELIS³⁶ , S. ANTIER^{37,38} , T. APOSTOLATOS,³⁹
E. Z. APPAVURAVTHER,^{40,41} S. APPERT,¹ S. K. APPLE,⁴² K. ARAI¹ , A. ARAYA⁴³ , M. C. ARAYA¹ ,
J. S. AREEDA⁴⁴ , M. ARÈNE,⁴⁵ N. ARITOMI²⁰ , N. ARNAUD^{46,47} , M. AROGETI,⁴⁸ S. M. ARONSON,⁷
H. ASADA⁴⁹ , Y. ASALI,⁵⁰ G. ASHTON⁵¹ , Y. ASO^{52,53} , M. ASSIDUO,^{54,55} S. ASSIS DE SOUZA MELO,⁴⁷
S. M. ASTON,⁵⁶ P. ASTONE⁵⁷ , F. AUBIN⁵⁵ , K. AULTONEAL³⁶ , C. AUSTIN,⁷ S. BABAK⁴⁵ , F. BADARACCO⁵⁸ ,
M. K. M. BADER,⁵⁹ C. BADGER,⁶⁰ S. BAE⁶¹ , Y. BAE,⁶² A. M. BAER,⁶³ S. BAGNASCO²³ , Y. BAI,¹ J. BAIRD,⁴⁵
R. BAJPAI⁶⁴ , T. BAKA,⁶⁵ M. BALL,⁶⁶ G. BALLARDIN,⁴⁷ S. W. BALLMER,⁶⁷ A. BALSAMO,⁶³ G. BALTUS⁶⁸ ,
S. BANAGIRI¹⁵ , B. BANERJEE³² , D. BANKAR¹¹ , J. C. BARAYOGA,¹ C. BARBIERI,^{69,70,71} B. C. BARISH,¹
D. BARKER,⁷² P. BARNEO²⁹ , F. BARONE^{73,4} , B. BARR²⁴ , L. BARSOTTI⁷⁴ , M. BARSUGLIA⁴⁵ ,
D. BARTA⁷⁵ , J. BARTLETT,⁷² M. A. BARTON²⁴ , I. BARTOS,⁷⁶ S. BASAK,¹⁹ R. BASSIRI⁷⁷ , A. BASTI,^{78,18}
M. BAWAJ^{40,79} , J. C. BAYLEY²⁴ , M. BAZZAN,^{80,81} B. R. BECHER,⁸² B. BÉCSY⁸³ , V. M. BEDAKIHALE,⁸⁴
F. BEIRNAERT⁸⁵ , M. BEJGER⁸⁶ , I. BELAHCENE,⁴⁶ V. BENEDETTO,⁸⁷ D. BENIWAL,⁸⁸ M. G. BENJAMIN,⁸⁹
T. F. BENNETT,⁹⁰ J. D. BENTLEY¹⁴ , M. BENYAALA,³³ S. BERA,¹¹ M. BERBEL⁹¹ , F. BERGAMIN,^{9,10}
B. K. BERGER⁷⁷ , S. BERNUZZI¹³ , D. BERSANETTI⁹² , A. BERTOLINI,⁵⁹ J. BETZWIESER⁵⁶ , D. BEVERIDGE⁹³ ,
R. BHANDARE,⁹⁴ A. V. BHANDARI,¹¹ U. BHARDWAJ^{38,59} , R. BHATT,¹ D. BHATTACHARJEE⁹⁵ , S. BHAUMIK⁷⁶ ,
A. BIANCHI,^{59,96} I. A. BILENKO,⁹⁷ G. BILLINGSLEY¹ , S. BINI,^{98,99} R. BIRNEY,¹⁰⁰ O. BIRNHOLTZ¹⁰¹ ,
S. BISCANS,^{1,74} M. BISCHI,^{54,55} S. BISCOVEANU⁷⁴ , A. BISHT,^{9,10} B. BISWAS¹¹ , M. BITOSSI,^{47,18}
M.-A. BIZOUARD³⁷ , J. K. BLACKBURN¹ , C. D. BLAIR,⁹³ D. G. BLAIR,⁹³ R. M. BLAIR,⁷² F. BOBBA,^{102,103}
N. BODE,^{9,10} M. BOËR,³⁷ G. BOGAERT,³⁷ M. BOLDRINI,^{104,57} G. N. BOLINGBROKE⁸⁸ , L. D. BONAVENTA,⁸⁰
F. BONDU,¹⁰⁵ E. BONILLA⁷⁷ , R. BONNAND³⁰ , P. BOOKER,^{9,10} B. A. BOOM,⁵⁹ R. BORK,¹ V. BOSCHI¹⁸ ,
N. BOSE,¹⁰⁶ S. BOSE,¹¹ V. BOSSILKOV,⁹³ V. BOUDART⁶⁸ , Y. BOUFFANAIS,^{80,81} A. BOZZI,⁴⁷ C. BRADASCHIA,¹⁸
P. R. BRADY⁶ , A. BRAMLEY,⁵⁶ A. BRANCH,⁵⁶ M. BRANCHESI^{32,107} , J. E. BRAU⁶⁶ , M. BRESCHI¹³ ,
T. BRIANT¹⁰⁸ , J. H. BRIGGS,²⁴ A. BRILLET,³⁷ M. BRINKMANN,^{9,10} P. BROCKILL,⁶ A. F. BROOKS¹ , J. BROOKS,⁴⁷
D. D. BROWN,⁸⁸ S. BRUNETT,¹ G. BRUNO,⁵⁸ R. BRUNTZ⁶³ , J. BRYANT,¹⁴ F. BUCCI,⁵⁵ T. BULIK,¹⁰⁹ H. J. BULTEN,⁵⁹
A. BUONANNO^{110,111} , K. BURTONYK,⁷² R. BUSCICCHIO¹⁴ , D. BUSKULIC,³⁰ C. BUY¹¹² , R. L. BYER,⁷⁷
G. S. CABOURN DAVIES⁵¹ , G. CABRAS^{34,35} , R. CABRITA⁵⁸ , L. CADONATI⁴⁸ , M. CAESAR,¹¹³ G. CAGNOLI¹²⁶ ,
C. CAHILLANE,⁷² J. CALDERÓN BUSTILLO,¹¹⁴ J. D. CALLAGHAN,²⁴ T. A. CALLISTER,^{115,116} E. CALLONI,^{25,4}
J. CAMERON,⁹³ J. B. CAMP,¹¹⁷ M. CANEPA,^{118,92} S. CANEVAROLO,⁶⁵ M. CANNAVACCIUOLO,¹⁰² K. C. CANNON²⁸ ,
H. CAO,⁸⁸ Z. CAO¹¹⁹ , E. CAPOCASA^{45,20} , E. CAPOTE,⁶⁷ G. CARAPPELLA,^{102,103} F. CARBOGNANI,⁴⁷
M. CARLASSARA,^{9,10} J. B. CARLIN¹²⁰ , M. F. CARNEY,¹⁵ M. CARPINELLI,^{121,122,47} G. CARRILLO,⁶⁶
G. CARULLO^{78,18} , T. L. CARVER,¹⁷ J. CASANUEVA DIAZ,⁴⁷ C. CASENTINI,^{123,124} G. CASTALDI,¹²⁵ S. CAUDILL,^{59,65}
M. CAVAGLIÀ⁹⁵ , F. CAVALIER⁴⁶ , R. CAVALIERI⁴⁷ , G. CELLA¹⁸ , P. CERDÁ-DURÁN,¹²⁶ E. CESARINI¹²⁴ ,
W. CHAIBI,³⁷ S. CHALATHADKA SUBRAHMANYA¹²⁷ , E. CHAMPION¹²⁸ , C.-H. CHAN,¹²⁹ C. CHAN,²⁸
C. L. CHAN¹³⁰ , K. CHAN,¹³⁰ M. CHAN,¹³¹ K. CHANDRA,¹⁰⁶ I. P. CHANG,¹²⁹ P. CHANIAL⁴⁷ , S. CHAO,¹²⁹
C. CHAPMAN-BIRD²⁴ , P. CHARLTON¹³² , E. A. CHASE¹⁵ , E. CHASSANDE-MOTTIN⁴⁵ , C. CHATTERJEE⁹³ ,
DEBARATI CHATTERJEE¹¹ , DEEP CHATTERJEE,⁶ M. CHATURVEDI,⁹⁴ S. CHATY⁴⁵ , C. CHEN^{133,134} , D. CHEN⁵² ,
H. Y. CHEN⁷⁴ , J. CHEN,¹²⁹ K. CHEN,¹³⁵ X. CHEN,⁹³ Y.-B. CHEN,¹³⁶ Y.-R. CHEN,¹³⁷ Z. CHEN,¹⁷ H. CHENG,⁷⁶
C. K. CHEONG,¹³⁰ H. Y. CHEUNG,¹³⁰ H. Y. CHIA,⁷⁶ F. CHIADINI^{138,103} , C.-Y. CHIANG,¹³⁹ G. CHIARINI,⁸¹
R. CHIERICI,¹⁴⁰ A. CHINCARINI⁹² , M. L. CHIOFALO,^{78,18} A. CHIUMMO⁴⁷ , R. K. CHOUDHARY,⁹³
S. CHOUDHARY¹¹ , N. CHRISTENSEN³⁷ , Q. CHU,⁹³ Y.-K. CHU,¹³⁹ S. S. Y. CHUA⁸ , K. W. CHUNG,⁶⁰
G. CIANI^{80,81} , P. CIECIELAG,⁸⁶ M. CIEŚLAR⁸⁶ , M. CIFALDI,^{123,124} A. A. CIOBANU,⁸⁸ R. CIOLFI^{141,81} ,
F. CIPRIANO,³⁷ F. CLARA,⁷² J. A. CLARK^{1,48} , P. CLEARWATER,¹⁴² S. CLESSE,¹⁴³ F. CLEVA,³⁷ E. COCCIA,^{32,107}
E. CODAZZO³² , P.-F. COHADON¹⁰⁸ , D. E. COHEN⁴⁶ , M. COLLEONI¹⁴⁴ , C. G. COLLETTE,¹⁴⁵
A. COLOMBO^{69,70} , M. COLPI,^{69,70} C. M. COMPTON,⁷² M. CONSTANCIO JR.,¹⁶ L. CONTI⁸¹ , S. J. COOPER,¹⁴
P. CORBAN,⁵⁶ T. R. CORBITT⁷ , I. CORDERO-CARRIÓN¹⁴⁶ , S. COREZZI,^{79,40} K. R. CORLEY,⁵⁰ N. J. CORNISH⁸³ ,
D. CORRE,⁴⁶ A. CORSI,¹⁴⁷ S. CORTESE⁴⁷ , C. A. COSTA,¹⁶ R. COTESTA,¹¹¹ R. COTTINGHAM,⁵⁶
M. W. COUGHLIN¹⁴⁸ , J.-P. COULON,³⁷ S. T. COUNTRYMAN,⁵⁰ B. COUSINS¹⁴⁹ , P. COUVARES¹ ,
D. M. COWARD,⁹³ M. J. COWART,⁵⁶ D. C. COYNE¹ , R. COYNE¹⁵⁰ , J. D. E. CREIGHTON⁶ , T. D. CREIGHTON,⁸⁹

A. W. CRISWELL ¹⁴⁸ M. CROQUETTE ¹⁰⁸ S. G. CROWDER, ¹⁵¹ J. R. CUDELL ⁶⁸ T. J. CULLEN, ⁷ A. CUMMING, ²⁴
 R. CUMMINGS ²⁴ L. CUNNINGHAM, ²⁴ E. CUOCO, ^{47, 152, 18} M. CURYLO, ¹⁰⁹ P. DABADIE, ²⁶ T. DAL CANTON ⁴⁶
 S. DALL'OSSO ³² G. DÁLYA ^{85, 153} A. DANA, ⁷⁷ B. D'ANGELO ^{118, 92} S. DANILISHIN ^{154, 59} S. D'ANTONIO, ¹²⁴
 K. DANZMANN, ^{9, 10} C. DARSOW-FROMM ¹²⁷ A. DASGUPTA, ⁸⁴ L. E. H. DATRIER, ²⁴ SAYAK DATTA, ¹¹
 SAYANTANI DATTA ¹⁵⁵ V. DATTILO, ⁴⁷ I. DAVE, ⁹⁴ M. DAVIER, ⁴⁶ D. DAVIS ¹ M. C. DAVIS ¹¹³ E. J. DAW ¹⁵⁶
 R. DEAN, ¹¹³ D. DEBRA, ⁷⁷ M. DEENADAYALAN, ¹¹ J. DEGALLAIX ¹⁵⁷ M. DE LAURENTIS, ^{25, 4} S. DELÉGLISE ¹⁰⁸
 V. DEL FAVERO, ¹²⁸ F. DE LILLO ⁵⁸ N. DE LILLO, ²⁴ D. DELL'AQUILA ¹²¹ W. DEL POZZO, ^{78, 18}
 L. M. DEMARCHI, ¹⁵ F. DE MATTEIS, ^{123, 124} V. D'EMILIO, ¹⁷ N. DEMOS, ⁷⁴ T. DENT ¹¹⁴ A. DEPASSE ⁵⁸
 R. DE PIETRI ^{158, 159} R. DE ROSA ^{25, 4} C. DE ROSSI, ⁴⁷ R. DESALVO ^{125, 160} R. DE SIMONE, ¹³⁸
 S. DHURANDHAR, ¹¹ M. C. DÍAZ ⁸⁹ N. A. DIDIO, ⁶⁷ T. DIETRICH ¹¹¹ L. DI FIORE, ⁴ C. DI FRONZO, ¹⁴
 C. DI GIORGIO ^{102, 103} F. DI GIOVANNI ¹²⁶ M. DI GIOVANNI, ³² T. DI GIROLAMO ^{25, 4} A. DI LIETO ^{78, 18}
 A. DI MICHELE ⁷⁹ B. DING, ¹⁴⁵ S. DI PACE ^{104, 57} I. DI PALMA ^{104, 57} F. DI RENZO ^{78, 18} A. K. DIVAKARLA, ⁷⁶
 A. DMITRIEV ¹⁴ Z. DOCTOR, ¹⁵ L. DONAHUE, ¹⁶¹ L. D'ONOFRIO ^{25, 4} F. DONOVAN, ⁷⁴ K. L. DOOLEY, ¹⁷
 S. DORAVARI ¹¹ M. DRAGO ^{104, 57} J. C. DRIGGERS ⁷² Y. DRORI, ¹ J.-G. DUCOIN, ⁴⁶ P. DUPEJ, ²⁴ U. DUPLETSA, ³²
 O. DURANTE, ^{102, 103} D. D'URSO ^{121, 122} P.-A. DUVERNE, ⁴⁶ S. E. DWYER, ⁷² C. EASSA, ⁷² P. J. EASTER, ⁵
 M. EBERSOLD, ¹⁶² T. ECKHARDT ¹²⁷ G. EDDOLLS ²⁴ B. EDELMAN ⁶⁶ T. B. EDO, ¹ O. EDY ⁵¹ A. EFFLER ⁵⁶
 S. EGUCHI ¹³¹ J. EICHHOLZ ⁸ S. S. EIKENBERRY, ⁷⁶ M. EISENMANN, ^{30, 20} R. A. EISENSTEIN, ⁷⁴ A. EJLLI ¹⁷
 E. ENGELBY, ⁴⁴ Y. ENOMOTO ²⁷ L. ERRICO, ^{25, 4} R. C. ESSICK ¹⁶³ H. ESTELLÉS, ¹⁴⁴ D. ESTEVEZ ¹⁶⁴
 Z. ETIENNE, ¹⁶⁵ T. ETZEL, ¹ M. EVANS ⁷⁴ T. M. EVANS, ⁵⁶ T. EVSTAFYEVA, ¹² B. E. EWING, ¹⁴⁹ F. FABRIZI ^{54, 55}
 F. FAEDI, ⁵⁵ V. FAFONE ^{123, 124, 32} H. FAIR, ⁶⁷ S. FAIRHURST, ¹⁷ P. C. FAN ¹⁶¹ A. M. FARAH ¹⁶⁶ S. FARINON, ⁹²
 B. FARR ⁶⁶ W. M. FARR ^{115, 116} E. J. FAUCHON-JONES, ¹⁷ G. FAVARO ⁸⁰ M. FAVATA ¹⁶⁷ M. FAYS ⁶⁸
 M. FAZIO, ¹⁶⁸ J. FEICHT, ¹ M. M. FEJER, ⁷⁷ E. FENYVESI ^{75, 169} D. L. FERGUSON ¹⁷⁰ A. FERNANDEZ-GALIANA ⁷⁴
 I. FERRANTE ^{78, 18} T. A. FERREIRA, ¹⁶ F. FIDECARO ^{78, 18} P. FIGURA ¹⁰⁹ A. FIORI ^{18, 78} I. FIORI ⁴⁷
 M. FISHBACH ¹⁵ R. P. FISHER, ⁶³ R. FITTIPALDI, ^{171, 103} V. FIUMARA, ^{172, 103} R. FLAMINIO, ^{30, 20} E. FLODEN, ¹⁴⁸
 H. K. FONG, ²⁸ J. A. FONT ^{126, 173} B. FORNAL ¹⁶⁰ P. W. F. FORSYTH, ⁸ A. FRANKE, ¹²⁷ S. FRASCA, ^{104, 57}
 F. FRASCONI ¹⁸ J. P. FREED, ³⁶ Z. FREI ¹⁵³ A. FREISE ^{59, 96} O. FREITAS, ¹⁷⁴ R. FREY ⁶⁶ P. FRITSCHER, ⁷⁴
 V. V. FROLOV, ⁵⁶ G. G. FRONZÉ ²³ Y. FUJII, ¹⁷⁵ Y. FUJIKAWA, ¹⁷⁶ Y. FUJIMOTO, ¹⁷⁷ P. FULDA, ⁷⁶ M. FYFFE, ⁵⁶
 H. A. GABBARD, ²⁴ B. U. GADRE ¹¹¹ J. R. GAIR ¹¹¹ J. GAIS, ¹³⁰ S. GALAUDAGE, ⁵ R. GAMBA, ¹³
 D. GANAPATHY ⁷⁴ A. GANGULY ¹¹ D. GAO ¹⁷⁸ S. G. GAONKAR, ¹¹ B. GARAVENTA ^{92, 118}
 C. GARCÍA NÚÑEZ, ¹⁰⁰ C. GARCÍA-QUIRÓS, ¹⁴⁴ F. GARUFI ^{25, 4} B. GATELEY, ⁷² V. GAYATHRI, ⁷⁶ G.-G. GE ¹⁷⁸
 G. GEMME ⁹² A. GENNAI ¹⁸ J. GEORGE, ⁹⁴ O. GERBERDING ¹²⁷ L. GERGELY ¹⁷⁹ P. GEWECKE, ¹²⁷
 S. GHONGE ⁴⁸ ABHIRUP GHOSH ¹¹¹ ARCHISMAN GHOSH ⁸⁵ SHAON GHOSH ¹⁶⁷ SHROBANA GHOSH, ¹⁷
 TATHAGATA GHOSH ¹¹ B. GIACOMAZZO ^{69, 70, 71} L. GIACOPPO, ^{104, 57} J. A. GIAIME ^{7, 56} K. D. GIARDINA, ⁵⁶
 D. R. GIBSON, ¹⁰⁰ C. GIER, ³³ M. GIESLER ¹⁸⁰ P. GIRI ^{18, 78} F. GISSI, ⁸⁷ S. GKAITATZIS ^{18, 78} J. GLANZER, ⁷
 A. E. GLECKL, ⁴⁴ P. GODWIN, ¹⁴⁹ E. GOETZ ¹⁸¹ R. GOETZ ⁷⁶ N. GOHLKE, ^{9, 10} J. GOLOMB, ¹ B. GONCHAROV ³²
 G. GONZÁLEZ ⁷ M. GOSSELIN, ⁴⁷ R. GOUATY, ³⁰ D. W. GOULD, ⁸ S. GOYAL, ¹⁹ B. GRACE, ⁸ A. GRADO ^{182, 4}
 V. GRAHAM, ²⁴ M. GRANATA ¹⁵⁷ V. GRANATA, ¹⁰² A. GRANT, ²⁴ S. GRAS, ⁷⁴ P. GRASSIA, ¹ C. GRAY, ⁷² R. GRAY ²⁴
 G. GRECO, ⁴⁰ A. C. GREEN ⁷⁶ R. GREEN, ¹⁷ A. M. GRETARSSON, ³⁶ E. M. GRETARSSON, ³⁶ D. GRIFFITH, ¹
 W. L. GRIFFITHS ¹⁷ H. L. GRIGGS ⁴⁸ G. GRIGNANI, ^{79, 40} A. GRIMALDI ^{98, 99} E. GRIMES, ³⁶ S. J. GRIMM, ^{32, 107}
 H. GROTE ¹⁷ S. GRUNEWALD, ¹¹¹ P. GRUNING, ⁴⁶ A. S. GRUSON, ⁴⁴ D. GUERRA ¹²⁶ G. M. GUIDI ^{54, 55}
 A. R. GUIMARAES, ⁷ G. GUIXÉ, ²⁹ H. K. GULATI, ⁸⁴ A. M. GUNNY, ⁷⁴ H.-K. GUO ¹⁶⁰ Y. GUO, ⁵⁹ ANCHAL GUPTA, ¹
 ANURADHA GUPTA ¹⁸³ I. M. GUPTA, ¹⁴⁹ P. GUPTA, ^{59, 65} S. K. GUPTA, ¹⁰⁶ R. GUSTAFSON, ¹⁸⁴ F. GUZMAN ¹⁸⁵
 S. HA, ¹⁸⁶ I. P. W. HADIPUTRAWAN, ¹³⁵ L. HAEGEL ⁴⁵ S. HAINO, ¹³⁹ O. HALIM ³⁵ E. D. HALL ⁷⁴
 E. Z. HAMILTON, ¹⁶² G. HAMMOND, ²⁴ W.-B. HAN ¹⁸⁷ M. HANEY ¹⁶² J. HANKS, ⁷² C. HANNA, ¹⁴⁹ M. D. HANNAM, ¹⁷
 O. HANNUKSELA, ^{65, 59} H. HANSEN, ⁷² T. J. HANSEN, ³⁶ J. HANSON, ⁵⁶ T. HARDER, ³⁷ K. HARIS, ^{59, 65} J. HARMS ^{32, 107}
 G. M. HARRY ⁴² I. W. HARRY ⁵¹ D. HARTWIG ¹²⁷ K. HASEGAWA, ¹⁸⁸ B. HASKELL, ⁸⁶ C.-J. HASTER ⁷⁴
 J. S. HATHAWAY, ¹²⁸ K. HATTORI, ¹⁸⁹ K. HAUGHIAN, ²⁴ H. HAYAKAWA, ¹⁹⁰ K. HAYAMA, ¹³¹ F. J. HAYES, ²⁴ J. HEALY ¹²⁸
 A. HEIDMANN ¹⁰⁸ A. HEIDT, ^{9, 10} M. C. HEINTZE, ⁵⁶ J. HEINZE ^{9, 10} J. HEINZEL, ⁷⁴ H. HEITMANN ³⁷
 F. HELLMAN ¹⁹¹ P. HELLO, ⁴⁶ A. F. HELMLING-CORNELL ⁶⁶ G. HEMMING ⁴⁷ M. HENDRY ²⁴ I. S. HENG, ²⁴
 E. HENNES ⁵⁹ J. HENNIG, ¹⁹² M. H. HENNIG ¹⁹² C. HENSHAW, ⁴⁸ A. G. HERNANDEZ, ⁹⁰ F. HERNANDEZ VIVANCO, ⁵
 M. HEURS ^{9, 10} A. L. HEWITT ¹⁹³ S. HIGGINBOTHAM, ¹⁷ S. HILD, ^{154, 59} P. HILL, ³³ Y. HIMEMOTO, ¹⁹⁴
 A. S. HINES, ¹⁸⁵ N. HIRATA, ²⁰ C. HIROSE, ¹⁷⁶ T.-C. HO, ¹³⁵ S. HOCHHEIM, ^{9, 10} D. HOFMAN, ¹⁵⁷ J. N. HOHMANN, ¹²⁷
 D. G. HOLCOMB ¹¹³ N. A. HOLLAND, ⁸ I. J. HOLLOWES ¹⁵⁶ Z. J. HOLMES ⁸⁸ K. HOLT, ⁵⁶ D. E. HOLZ ¹⁶⁶
 Q. HONG, ¹²⁹ J. HOUGH, ²⁴ S. HOURIHANE, ¹ E. J. HOWELL ⁹³ C. G. HOY ¹⁷ D. HOYLAND, ¹⁴ A. HREIBI, ^{9, 10}
 B.-H. HSIEH, ¹⁸⁸ H.-F. HSIEH ¹⁹⁵ C. HSIUNG, ¹³³ Y. HSU, ¹²⁹ H.-Y. HUANG ¹³⁹ P. HUANG ¹⁷⁸ Y.-C. HUANG ¹³⁷

Y.-J. HUANG ¹³⁹ YITING HUANG, ¹⁵¹ YIWEN HUANG, ⁷⁴ M. T. HÜBNER ⁵ A. D. HUDDART, ¹⁹⁶ B. HUGHEY, ³⁶
 D. C. Y. HUI ¹⁹⁷ V. HUI ³⁰ S. HUSA, ¹⁴⁴ S. H. HUTTNER, ²⁴ R. HUXFORD, ¹⁴⁹ T. HUYNH-DINH, ⁵⁶ S. IDE, ¹⁹⁸
 B. IDZKOWSKI ¹⁰⁹ A. IESS, ^{123, 124} K. INAYOSHI ¹⁹⁹ Y. INOUE, ¹³⁵ P. IOSIF ²⁰⁰ M. ISI ⁷⁴ K. ISLEIF, ¹²⁷
 K. ITO, ²⁰¹ Y. ITOH ^{177, 202} B. R. IYER ¹⁹ V. JABERIANHAMEDAN ⁹³ T. JACQMIN ¹⁰⁸ P.-E. JACQUET ¹⁰⁸
 S. J. JADHAV, ²⁰³ S. P. JADHAV ¹¹ T. JAIN, ¹² A. L. JAMES ¹⁷ A. Z. JAN ¹⁷⁰ K. JANI, ²⁰⁴ J. JANQUART, ^{65, 59}
 K. JANSSENS ^{205, 37} N. N. JANTHALUR, ²⁰³ P. JARANOWSKI ²⁰⁶ D. JARIWALA, ⁷⁶ R. JAUME ¹⁴⁴
 A. C. JENKINS ⁶⁰ K. JENNER, ⁸⁸ C. JEON, ²⁰⁷ W. JIA, ⁷⁴ J. JIANG ⁷⁶ H.-B. JIN ^{208, 209} G. R. JOHNS, ⁶³
 R. JOHNSTON, ²⁴ A. W. JONES ⁹³ D. I. JONES, ²¹⁰ P. JONES, ¹⁴ R. JONES, ²⁴ P. JOSHI, ¹⁴⁹ L. JU ⁹³ A. JUE, ¹⁶⁰
 P. JUNG ⁶² K. JUNG, ¹⁸⁶ J. JUNKER ^{9, 10} V. JUSTE, ¹⁶⁴ K. KAIHOTSU, ²⁰¹ T. KAJITA ²¹¹ M. KAKIZAKI ¹⁸⁹
 C. V. KALAGHATGI, ^{17, 65, 59, 212} V. KALOGERA ¹⁵ B. KAMAI, ¹ M. KAMIZUMI ¹⁹⁰ N. KANDA ^{177, 202}
 S. KANDHASAMY ¹¹ G. KANG ²¹³ J. B. KANNER, ¹ Y. KAO, ¹²⁹ S. J. KAPADIA, ¹⁹ D. P. KAPASI ⁸
 C. KARATHANASIS ³¹ S. KARKI, ⁹⁵ R. KASHYAP, ¹⁴⁹ M. KASPRZACK ¹ W. KASTAUN, ^{9, 10} T. KATO, ¹⁸⁸
 S. KATSANEVAS ⁴⁷ E. KATSAVOUNIDIS, ⁷⁴ W. KATZMAN, ⁵⁶ T. KAUR, ⁹³ K. KAWABE, ⁷² K. KAWAGUCHI ¹⁸⁸
 F. KÉFÉLIAN, ³⁷ D. KEITEL ¹⁴⁴ J. S. KEY ²¹⁴ S. KHADKA, ⁷⁷ F. Y. KHALILI ⁹⁷ S. KHAN ¹⁷ T. KHANAM, ¹⁴⁷
 E. A. KHAZANOV, ²¹⁵ N. KHETAN, ^{32, 107} M. KHURSHEED, ⁹⁴ N. KIJBUNCHOO ⁸ A. KIM, ¹⁵ C. KIM ²⁰⁷ J. C. KIM, ²¹⁶
 J. KIM ²¹⁷ K. KIM ²⁰⁷ W. S. KIM, ⁶² Y.-M. KIM ¹⁸⁶ C. KIMBALL, ¹⁵ N. KIMURA, ¹⁹⁰ M. KINLEY-HANLON ²⁴
 R. KIRCHHOFF ^{9, 10} J. S. KISSEL ⁷² S. KLIMENKO, ⁷⁶ T. KLINGER, ¹² A. M. KNEE ¹⁸¹ T. D. KNOWLES, ¹⁶⁵
 N. KNUST, ^{9, 10} E. KNYAZEV, ⁷⁴ Y. KOBAYASHI, ¹⁷⁷ P. KOCH, ^{9, 10} G. KOEKOEK, ^{59, 154} K. KOHRI, ²¹⁸ K. KOKEYAMA ²¹⁹
 S. KOLEY ³² P. KOLITSIDOU ¹⁷ M. KOLSTEIN ³¹ K. KOMORI, ⁷⁴ V. KONDRASHOV, ¹ A. K. H. KONG ¹⁹⁵
 A. KONTOS ⁸² N. KOPER, ^{9, 10} M. KOROBKO ¹²⁷ M. KOVALAM, ⁹³ N. KOYAMA, ¹⁷⁶ D. B. KOZAK, ¹ C. KOZAKAI ⁵²
 V. KRINGEL, ^{9, 10} N. V. KRISHNENDU ^{9, 10} A. KRÓLAK ^{220, 221} G. KUEHN, ^{9, 10} F. KUEI, ¹²⁹ P. KUIJER ⁵⁹
 S. KULKARNI, ¹⁸³ A. KUMAR, ²⁰³ PRAYUSH KUMAR ¹⁹ RAHUL KUMAR, ⁷² RAKESH KUMAR, ⁸⁴ J. KUME, ²⁸ K. KUNS ⁷⁴
 Y. KUROMIYA, ²⁰¹ S. KUROYANAGI ^{222, 223} K. KWAK ¹⁸⁶ G. LACAILLE, ²⁴ P. LAGABBE, ³⁰ D. LAGHI ¹¹²
 E. LALANDE, ²²⁴ M. LALLEMAN, ²⁰⁵ T. L. LAM, ¹³⁰ A. LAMBERTS, ^{37, 225} M. LANDRY, ⁷² B. B. LANE, ⁷⁴ R. N. LANG ⁷⁴
 J. LANGE, ¹⁷⁰ B. LANTZ ⁷⁷ I. LA ROSA, ³⁰ A. LARTAUX-VOLLARD, ⁴⁶ P. D. LASKY ⁵ M. LAXEN ⁵⁶
 A. LAZZARINI ¹ C. LAZZARO, ^{80, 81} P. LEACI ^{104, 57} S. LEAVEY ^{9, 10} S. LEBOHEC, ¹⁶⁰ Y. K. LECOEUICHE ¹⁸¹
 E. LEE, ¹⁸⁸ H. M. LEE ²²⁶ H. W. LEE ²¹⁶ K. LEE ²²⁷ R. LEE ¹³⁷ I. N. LEGRED, ¹ J. LEHMANN, ^{9, 10}
 A. LEMAÎTRE, ²²⁸ M. LENTI ^{55, 229} M. LEONARDI ²⁰ E. LEONOVA, ³⁸ N. LEROY ⁴⁶ N. LETENDRE, ³⁰
 C. LEVESQUE, ²²⁴ Y. LEVIN, ⁵ J. N. LEVITON, ¹⁸⁴ K. LEYDE, ⁴⁵ A. K. Y. LI, ¹ B. LI, ¹²⁹ J. LI, ¹⁵ K. L. LI ²³⁰ P. LI, ²³¹
 T. G. F. LI, ¹³⁰ X. LI ¹³⁶ C.-Y. LIN ²³² E. T. LIN ¹⁹⁵ F.-K. LIN, ¹³⁹ F.-L. LIN ²³³ H. L. LIN ¹³⁵
 L. C.-C. LIN ²³⁰ F. LINDE, ^{212, 59} S. D. LINKER, ^{125, 90} J. N. LINLEY, ²⁴ T. B. LITTENBERG, ²³⁴ G. C. LIU ¹³³
 J. LIU ⁹³ K. LIU, ¹²⁹ X. LIU, ⁶ F. LLAMAS, ⁸⁹ R. K. L. LO ¹ T. LO, ¹²⁹ L. T. LONDON, ^{38, 74} A. LONGO ²³⁵
 D. LOPEZ, ¹⁶² M. LOPEZ PORTILLA, ⁶⁵ M. LORENZINI ^{123, 124} V. LORIETTE, ²³⁶ M. LORMAND, ⁵⁶ G. LOSURDO ¹⁸
 T. P. LOTT, ⁴⁸ J. D. LOUGH ^{9, 10} C. O. LOUSTO ¹²⁸ G. LOVELACE, ⁴⁴ J. F. LUCACCIONI, ²³⁷ H. LÜCK, ^{9, 10}
 D. LUMACA ^{123, 124} A. P. LUNDGREN, ⁵¹ L.-W. LUO ¹³⁹ J. E. LYNAM, ⁶³ M. MA'ARIF, ¹³⁵ R. MACAS ⁵¹
 J. B. MACHTINGER, ¹⁵ M. MACINNIS, ⁷⁴ D. M. MACLEOD ¹⁷ I. A. O. MACMILLAN ¹ A. MACQUET, ³⁷
 I. MAGAÑA HERNANDEZ, ⁶ C. MAGAZZÙ ¹⁸ R. M. MAGEE ¹ R. MAGGIORE ¹⁴ M. MAGNOZZI ^{92, 118}
 S. MAHESH, ¹⁶⁵ E. MAJORANA ^{104, 57} I. MAKSIMOVIC, ²³⁶ S. MALIAKAL, ¹ A. MALIK, ⁹⁴ N. MAN, ³⁷ V. MANDIC ¹⁴⁸
 V. MANGANO ^{104, 57} B. R. MANNIX, ⁶⁶ G. L. MANSSELL, ^{72, 74} M. MANSKE ⁶ M. MANTOVANI ⁴⁷
 M. MAPELLI ^{80, 81} F. MARCHESONI, ^{41, 40, 238} D. MARÍN PINA ²⁹ F. MARION, ³⁰ Z. MARK, ¹³⁶ S. MÁRKA ⁵⁰
 Z. MÁRKA ⁵⁰ C. MARKAKIS, ¹² A. S. MARKOSYAN, ⁷⁷ A. MARKOWITZ, ¹ E. MAROS, ¹ A. MARQUINA, ¹⁴⁶
 S. MARSAT ⁴⁵ F. MARTELLI, ^{54, 55} I. W. MARTIN ²⁴ R. M. MARTIN, ¹⁶⁷ M. MARTINEZ, ³¹ V. A. MARTINEZ, ⁷⁶
 V. MARTINEZ, ²⁶ K. MARTINOVIC, ⁶⁰ D. V. MARTYNOV, ¹⁴ E. J. MARX, ⁷⁴ H. MASALEHDAN ¹²⁷ K. MASON, ⁷⁴
 E. MASSERA, ¹⁵⁶ A. MASSEROT, ³⁰ M. MASSO-REID ²⁴ S. MASTROGIOVANNI ⁴⁵ A. MATAS, ¹¹¹
 M. MATEU-LUCENA ¹⁴⁴ F. MATICHARD, ^{1, 74} M. MATUSHECHKINA ^{9, 10} N. MAVALVALA ⁷⁴ J. J. McCANN, ⁹³
 R. MCCARTHY, ⁷² D. E. McCLELLAND ⁸ P. K. McCLINCY, ¹⁴⁹ S. McCORMICK, ⁵⁶ L. McCULLER, ⁷⁴ G. I. McGHEE, ²⁴
 S. C. McGUIRE, ⁵⁶ C. McISAAC, ⁵¹ J. McIVER ¹⁸¹ T. McRAE, ⁸ S. T. McWILLIAMS, ¹⁶⁵ D. MEACHER ⁶
 M. MEHMET ^{9, 10} A. K. MEHTA, ¹¹¹ Q. MEIJER, ⁶⁵ A. MELATOS, ¹²⁰ D. A. MELCHOR, ⁴⁴ G. MENDELL, ⁷²
 A. MENENDEZ-VAZQUEZ, ³¹ C. S. MENONI ¹⁶⁸ R. A. MERCER, ⁶ L. MERENI, ¹⁵⁷ K. MERFELD ⁶⁶ E. L. MERILH, ⁵⁶
 J. D. MERRITT, ⁶⁶ M. MERZOUGUI, ³⁷ S. MESHKOV, ^{1, *} C. MESSENGER ²⁴ C. MESSICK, ⁷⁴ P. M. MEYERS ¹²⁰
 F. MEYLAHN ^{9, 10} A. MHASKE, ¹¹ A. MIANI ^{98, 99} H. MIAO, ¹⁴ I. MICHALOLIAKOS ⁷⁶ C. MICHEL ¹⁵⁷
 Y. MICHIMURA ²⁷ H. MIDDLETON ¹²⁰ D. P. MIHAYLOV ¹¹¹ L. MILANO, ^{25, †} A. L. MILLER, ⁵⁸ A. MILLER, ⁹⁰
 B. MILLER, ^{38, 59} M. MILLHOUSE, ¹²⁰ J. C. MILLS, ¹⁷ E. MILOTTI, ^{239, 35} Y. MINENKOV, ¹²⁴ N. MIO, ²⁴⁰ LL. M. MIR, ³¹
 M. MIRAVET-TENÉS ¹²⁶ A. MISHKIN, ⁷⁶ C. MISHRA, ²⁴¹ T. MISHRA ⁷⁶ T. MISTRY, ¹⁵⁶ S. MITRA ¹¹
 V. P. MITROFANOV ⁹⁷ G. MITSSELMAKHER ⁷⁶ R. MITTLEMAN, ⁷⁴ O. MIYAKAWA ¹⁹⁰ K. MIYO ¹⁹⁰

- S. MIYOKI ¹⁹⁰ GEOFFREY MO ⁷⁴ L. M. MODAFFERI ¹⁴⁴ E. MOGUEL, ²³⁷ K. MOGUSHI, ⁹⁵ S. R. P. MOHAPATRA, ⁷⁴
 S. R. MOHITE ⁶ I. MOLINA, ⁴⁴ M. MOLINA-RUIZ ¹⁹¹ M. MONDIN, ⁹⁰ M. MONTANI, ^{54,55} C. J. MOORE, ¹⁴
 J. MORAGUES, ¹⁴⁴ D. MORARU, ⁷² F. MORAWSKI, ⁸⁶ A. MORE ¹¹ C. MORENO ³⁶ G. MORENO, ⁷² Y. MORI, ²⁰¹
 S. MORISAKI ⁶ N. MORISUE, ¹⁷⁷ Y. MORIWAKI, ¹⁸⁹ B. MOURS ¹⁶⁴ C. M. MOW-LOWRY ^{59,96} S. MOZZON ⁵¹
 F. MUCIACCIA, ^{104,57} ARUNAVA MUKHERJEE, ²⁴² D. MUKHERJEE ¹⁴⁹ SOMA MUKHERJEE, ⁸⁹ SUBROTO MUKHERJEE, ⁸⁴
 SUVODIP MUKHERJEE ^{163,38} N. MUKUND ^{9,10} A. MULLAVEY, ⁵⁶ J. MUNCH, ⁸⁸ E. A. MUÑIZ ⁶⁷
 P. G. MURRAY ²⁴ R. MUSENICH ^{92,118} S. MUUSSE, ⁸⁸ S. L. NADJI, ^{9,10} K. NAGANO ²⁴³ A. NAGAR, ^{23,244}
 K. NAKAMURA ²⁰ H. NAKANO ²⁴⁵ M. NAKANO, ¹⁸⁸ Y. NAKAYAMA, ²⁰¹ V. NAPOLANO, ⁴⁷ I. NARDECCHIA ^{123,124}
 T. NARIKAWA, ¹⁸⁸ H. NAROLA, ⁶⁵ L. NATICCHIONI ⁵⁷ B. NAYAK, ⁹⁰ R. K. NAYAK ²⁴⁶ B. F. NEIL, ⁹³ J. NELSON, ^{87,103}
 A. NELSON, ¹⁸⁵ T. J. N. NELSON, ⁵⁶ M. NERY, ^{9,10} P. NEUBAUER, ²³⁷ A. NEUNZERT, ²¹⁴ K. Y. NG, ⁷⁴ S. W. S. NG ⁸⁸
 C. NGUYEN ⁴⁵ P. NGUYEN, ⁶⁶ T. NGUYEN, ⁷⁴ L. NGUYEN QUYNH ²⁴⁷ J. NI, ¹⁴⁸ W.-T. NI ^{208,178,137}
 S. A. NICHOLS, ⁷ T. NISHIMOTO, ¹⁸⁸ A. NISHIZAWA ²⁸ S. NISSANKE, ^{38,59} E. NITOGIA ¹⁴⁰ F. NOCERA, ⁴⁷
 M. NORMAN, ¹⁷ C. NORTH, ¹⁷ S. NOZAKI, ¹⁸⁹ G. NURBEK, ⁸⁹ L. K. NUTTALL ⁵¹ Y. OBAYASHI ¹⁸⁸ J. OBERLING, ⁷²
 B. D. O'BRIEN, ⁷⁶ J. O'DELL, ¹⁹⁶ E. OELKER ²⁴ W. OGAKI, ¹⁸⁸ G. OGANESYAN, ^{32,107} J. J. OH ⁶² K. OH ¹⁹⁷
 S. H. OH ⁶² M. OHASHI ¹⁹⁰ T. OHASHI, ¹⁷⁷ M. OHKAWA ¹⁷⁶ F. OHME ^{9,10} H. OHTA, ²⁸ M. A. OKADA, ¹⁶
 Y. OKUTANI, ¹⁹⁸ C. OLIVETTO, ⁴⁷ K. OOHARA ^{188,248} R. ORAM, ⁵⁶ B. O'REILLY ⁵⁶ R. G. ORMISTON, ¹⁴⁸
 N. D. ORMSBY, ⁶³ R. O'SHAUGHNESSY ¹²⁸ E. O'SHEA ¹⁸⁰ S. OSHINO ¹⁹⁰ S. OSSOKINE ¹¹¹ C. OSTHELDER, ¹
 S. OTABE, ² D. J. OTTAWAY ⁸⁸ H. OVERMIER, ⁵⁶ A. E. PACE, ¹⁴⁹ G. PAGANO, ^{78,18} R. PAGANO, ⁷ M. A. PAGE, ⁹³
 G. PAGLIAROLI, ^{32,107} A. PAI, ¹⁰⁶ S. A. PAI, ⁹⁴ S. PAL, ²⁴⁶ J. R. PALAMOS, ⁶⁶ O. PALASHOV, ²¹⁵ C. PALOMBA ⁵⁷
 H. PAN, ¹²⁹ K.-C. PAN ^{137,195} P. K. PANDA, ²⁰³ P. T. H. PANG, ^{59,65} C. PANKOW, ¹⁵ F. PANNARALE ^{104,57}
 B. C. PANT, ⁹⁴ F. H. PANTHER, ⁹³ F. PAOLETTI ¹⁸ A. PAOLI, ⁴⁷ A. PAOLONE, ^{57,249} G. PAPPAS, ²⁰⁰ A. PARISI ¹³³
 H. PARK, ⁶ J. PARK ²⁵⁰ W. PARKER ⁵⁶ D. PASCUCCI ^{59,85} A. PASQUALETTI, ⁴⁷ R. PASSAQUIETI ^{78,18}
 D. PASSUELLO, ¹⁸ M. PATEL, ⁶³ M. PATHAK, ⁸⁸ B. PATRICELLI ^{47,18} A. S. PATRON, ⁷ S. PAUL ⁶⁶ E. PAYNE, ⁵
 M. PEDRAZA, ¹ R. PEDURAND, ¹⁰³ M. PEGORARO, ⁸¹ A. PELE, ⁵⁶ F. E. PEÑA ARELLANO ¹⁹⁰ S. PENANO, ⁷⁷
 S. PENN ²⁵¹ A. PEREGO, ^{98,99} A. PEREIRA, ²⁶ T. PEREIRA ²⁵² C. J. PEREZ, ⁷² C. PÉRIGOIS, ³⁰ C. C. PERKINS, ⁷⁶
 A. PERRECA ^{98,99} S. PERRIÈS, ¹⁴⁰ D. PESIOS, ²⁰⁰ J. PETERMANN ¹²⁷ D. PETTERSON, ¹ H. P. PFEIFFER ¹¹¹
 H. PHAM, ⁵⁶ K. A. PHAM ¹⁴⁸ K. S. PHUKON ^{59,212} H. PHURAILATPAM, ¹³⁰ O. J. PICCINI ⁵⁷ M. PICHOT ³⁷
 M. PIENDIBENE, ^{78,18} F. PIERGIOVANNI, ^{54,55} L. PIERINI ^{104,57} V. PIERRO ^{87,103} G. PILLANT, ⁴⁷ M. PILLAS, ⁴⁶
 F. PILO, ¹⁸ L. PINARD, ¹⁵⁷ C. PINEDA-BOSQUE, ⁹⁰ I. M. PINTO, ^{87,103,253} M. PINTO, ⁴⁷ B. J. PIOTRZKOWSKI, ⁶
 K. PIOTRZKOWSKI, ⁵⁸ M. PIRELLO, ⁷² M. D. PITKIN ¹⁹³ A. PLACIDI ^{40,79} E. PLACIDI, ^{104,57} M. L. PLANAS ¹⁴⁴
 W. PLASTINO ^{254,235} C. PLUCHAR, ²⁵⁵ R. POGGIANI ^{78,18} E. POLINI ³⁰ D. Y. T. PONG, ¹³⁰ S. PONRATHNAM, ¹¹
 E. K. PORTER, ⁴⁵ R. POULTON ⁴⁷ A. POVERMAN, ⁸² J. POWELL, ¹⁴² M. PRACCHIA, ³⁰ T. PRADIER, ¹⁶⁴
 A. K. PRAJAPATI, ⁸⁴ K. PRASAI, ⁷⁷ R. PRASANNA, ²⁰³ G. PRATTEN ¹⁴ M. PRINCIPE, ^{87,253,103} G. A. PRODI ^{256,99}
 L. PROKHOROV, ¹⁴ P. PROSPITO, ^{123,124} L. PRUDENZI, ¹¹¹ A. PUECHER, ^{59,65} M. PUNTURO ⁴⁰ F. PUOSI, ^{18,78}
 P. PUPPO, ⁵⁷ M. PÜRRE ¹¹¹ H. QI ¹⁷ N. QUARTEY, ⁶³ V. QUETSCHKE, ⁸⁹ P. J. QUINONEZ, ³⁶
 R. QUITZOW-JAMES ⁹⁵ F. J. RAAB, ⁷² G. RAAIJMAKERS, ^{38,59} H. RADKINS, ⁷² N. RADULESCO, ³⁷ P. RAFFAI ¹⁵³
 S. X. RAIL, ²²⁴ S. RAJA, ⁹⁴ C. RAJAN, ⁹⁴ K. E. RAMIREZ ⁵⁶ T. D. RAMIREZ, ⁴⁴ A. RAMOS-BUADES ¹¹¹ J. RANA, ¹⁴⁹
 P. RAPAGNANI, ^{104,57} A. RAY, ⁶ V. RAYMOND ¹⁷ N. RAZA ¹⁸¹ M. RAZZANO ^{78,18} J. READ, ⁴⁴ L. A. REES, ⁴²
 T. REGIMBAU, ³⁰ L. REI ⁹² S. REID, ³³ S. W. REID, ⁶³ D. H. REITZE, ^{1,76} P. RELTON ¹⁷ A. RENZINI, ¹
 P. RETTEGNO ^{22,23} B. REVENU ⁴⁵ A. REZA, ⁵⁹ M. REZAC, ⁴⁴ F. RICCI, ^{104,57} D. RICHARDS, ¹⁹⁶
 J. W. RICHARDSON ²⁵⁷ L. RICHARDSON, ¹⁸⁵ G. RIEMENSCHNEIDER, ^{22,23} K. RILES ¹⁸⁴ S. RINALDI ^{78,18}
 K. RINK ¹⁸¹ N. A. ROBERTSON, ¹ R. ROBIE, ¹ F. ROBINET, ⁴⁶ A. ROCCHI ¹²⁴ S. RODRIGUEZ, ⁴⁴ L. ROLLAND ³⁰
 J. G. ROLLINS ¹ M. ROMANELLI, ¹⁰⁵ R. ROMANO, ^{3,4} C. L. ROMEL, ⁷² A. ROMERO ³¹ I. M. ROMERO-SHAW, ⁵
 J. H. ROMIE, ⁵⁶ S. RONCHINI ^{32,107} L. ROSA, ^{4,25} C. A. ROSE, ⁶ D. ROSIŃSKA, ¹⁰⁹ M. P. ROSS ²⁵⁸ S. ROWAN, ²⁴
 S. J. ROWLINSON, ¹⁴ S. ROY, ⁶⁵ SANTOSH ROY, ¹¹ SOUMEN ROY, ²⁵⁹ D. ROZZA ^{121,122} P. RUGGI, ⁴⁷ K. RUIZ-ROCHA, ²⁰⁴
 K. RYAN, ⁷² S. SACHDEV, ¹⁴⁹ T. SADECKI, ⁷² J. SADIQ ¹¹⁴ S. SAHA ¹⁹⁵ Y. SAITO, ¹⁹⁰ K. SAKAI, ²⁶⁰
 M. SAKELLARIADOU ⁶⁰ S. SAKON, ¹⁴⁹ O. S. SALAFIA ^{71,70,69} F. SALCES-CARCOBA ¹ L. SALCONI, ⁴⁷
 M. SALEEM ¹⁴⁸ F. SALEMI ^{98,99} A. SAMAJDAR ⁷⁰ E. J. SANCHEZ, ¹ J. H. SANCHEZ, ⁴⁴ L. E. SANCHEZ, ¹
 N. SANCHIS-GUAL ²⁶¹ J. R. SANDERS, ²⁶² A. SANUY ²⁹ T. R. SARAVANAN, ¹¹ N. SARIN, ⁵ B. SASSOLAS, ¹⁵⁷
 H. SATARI, ⁹³ B. S. SATHYAPRAKASH ^{149,17} O. SAUTER ⁷⁶ R. L. SAVAGE ⁷² V. SAVANT, ¹¹ T. SAWADA ¹⁷⁷
 H. L. SAWANT, ¹¹ S. SAYAH, ¹⁵⁷ D. SCHAETZL, ¹ M. SCHEEL, ¹³⁶ J. SCHEUER, ¹⁵ M. G. SCHIWORSKI ⁸⁸ P. SCHMIDT ¹⁴
 S. SCHMIDT, ⁶⁵ R. SCHNABEL ¹²⁷ M. SCHNEEWIND, ^{9,10} R. M. S. SCHOFIELD, ⁶⁶ A. SCHÖNBECK, ¹²⁷
 B. W. SCHULTE, ^{9,10} B. F. SCHUTZ, ^{17,9,10} E. SCHWARTZ ¹⁷ J. SCOTT ²⁴ S. M. SCOTT ⁸
 M. SEGLAR-ARROYO ³⁰ Y. SEKIGUCHI ²⁶³ D. SELLERS, ⁵⁶ A. S. SENGUPTA, ²⁵⁹ D. SENTENAC, ⁴⁷ E. G. SEO, ¹³⁰
 V. SEQUINO, ^{25,4} A. SERGEEV, ²¹⁵ Y. SETYAWATI ^{9,10,65} T. SHAFFER, ⁷² M. S. SHAHRIAR ¹⁵ M. A. SHAIKH ¹⁹

B. SHAMS,¹⁶⁰ L. SHAO¹⁹⁹ A. SHARMA,^{32,107} P. SHARMA,⁹⁴ P. SHAWHAN¹¹⁰ N. S. SHCHEBLANOV²²⁸
 A. SHEELA,²⁴¹ Y. SHIKANO^{264,265} M. SHIKAUCHI,²⁸ H. SHIMIZU²⁶⁶ K. SHIMODE¹⁹⁰ H. SHINKAI²⁶⁷
 T. SHISHIDO,⁵³ A. SHODA²⁰ D. H. SHOEMAKER⁷⁴ D. M. SHOEMAKER¹⁷⁰ S. SHYAMSUNDAR,⁹⁴
 M. SIENIAWSKA,⁵⁸ D. SIGG⁷² L. SILENZI^{40,41} L. P. SINGER¹¹⁷ D. SINGH¹⁴⁹ M. K. SINGH¹⁹
 N. SINGH¹⁰⁹ A. SINGHA^{154,59} A. M. SINTES¹⁴⁴ V. SIPALA,^{121,122} V. SKLIRIS,¹⁷ B. J. J. SLAGMOLEN⁸
 T. J. SLAVEN-BLAIR,⁹³ J. SMETANA,¹⁴ J. R. SMITH⁴⁴ L. SMITH,²⁴ R. J. E. SMITH⁵ J. SOLDATESCHI^{229,268,55}
 S. N. SOMALA²⁶⁹ K. SOMIYA² I. SONG¹⁹⁵ K. SONI¹¹ V. SORDINI,¹⁴⁰ F. SORRENTINO,⁹²
 N. SORRENTINO^{78,18} R. SOULARD,³⁷ T. SOURADEEP,^{270,11} E. SOWELL,¹⁴⁷ V. SPAGNUOLO,^{154,59} A. P. SPENCER²⁴
 M. SPERA^{80,81} P. SPINICELLI,⁴⁷ A. K. SRIVASTAVA,⁸⁴ V. SRIVASTAVA,⁶⁷ K. STAATS,¹⁵ C. STACHIE,³⁷
 F. STACHURSKI,²⁴ D. A. STEER⁴⁵ J. STEINLECHNER,^{154,59} S. STEINLECHNER^{154,59} N. STERGIIOULAS,²⁰⁰
 D. J. STOPS,¹⁴ M. STOVER,²³⁷ K. A. STRAIN²⁴ L. C. STRANG,¹²⁰ G. STRATTA^{271,57} M. D. STRONG,⁷
 A. STRUNK,⁷² R. STURANI,²⁵² A. L. STUVER¹¹³ M. SUCHENEK,⁸⁶ S. SUDHAGAR¹¹ V. SUDHIR⁷⁴
 R. SUGIMOTO^{272,243} H. G. SUH⁶ A. G. SULLIVAN⁵⁰ T. Z. SUMMERSCALES²⁷³ L. SUN⁸ S. SUNIL,⁸⁴
 A. SUR⁸⁶ J. SURESH²⁸ P. J. SUTTON¹⁷ TAKAMASA SUZUKI¹⁷⁶ TAKANORI SUZUKI,² TOSHIKAZU SUZUKI,¹⁸⁸
 B. L. SWINKELS⁵⁹ M. J. SZCZEPAŃCZYK⁷⁶ P. SZEWCZYK,¹⁰⁹ M. TACCA,⁵⁹ H. TAGOSHI,¹⁸⁸ S. C. TAIT²⁴
 H. TAKAHASHI²⁷⁴ R. TAKAHASHI²⁰ S. TAKANO,²⁷ H. TAKEDA²⁷ M. TAKEDA,¹⁷⁷ C. J. TALBOT,³³ C. TALBOT,¹
 K. TANAKA,²⁷⁵ TAIKI TANAKA,¹⁸⁸ TAKAHIRO TANAKA²⁷⁶ A. J. TANASIJCZUK,⁵⁸ S. TANIOKA¹⁹⁰ D. B. TANNER,⁷⁶
 D. TAO,¹ L. TAO⁷⁶ R. D. TAPIA,¹⁴⁹ E. N. TAPIA SAN MARTÍN⁵⁹ C. TARANTO,¹²³ A. TARUYA²⁷⁷
 J. D. TASSON¹⁶¹ R. TENORIO¹⁴⁴ J. E. S. TERHUNE¹¹³ L. TERKOWSKI¹²⁷
 M. P. THIRUGNANASAMBANDAM,¹¹ M. THOMAS,⁵⁶ P. THOMAS,⁷² E. E. THOMPSON,⁴⁸ J. E. THOMPSON¹⁷
 S. R. THONDAPU,⁹⁴ K. A. THORNE,⁵⁶ E. THRANE,⁵ SHUBHANSHU TIWARI¹⁶² SRISHTI TIWARI,¹¹ V. TIWARI¹⁷
 A. M. TOIVONEN,¹⁴⁸ A. E. TOLLEY⁵¹ T. TOMARU²⁰ T. TOMURA¹⁹⁰ M. TONELLI,^{78,18} Z. TORNASI,²⁴
 A. TORRES-FORNÉ¹²⁶ C. I. TORRIE,¹ I. TOSTA E MELO¹²² D. TÖYRÄ,⁸ A. TRAPANANTI^{41,40}
 F. TRAVASSO^{40,41} G. TRAYLOR,⁵⁶ M. TREVOR,¹¹⁰ M. C. TRINGALI⁴⁷ A. TRIPATHEE¹⁸⁴ L. TROIANO,^{278,103}
 A. TROVATO⁴⁵ L. TROZZO^{4,190} R. J. TRUDEAU,¹ D. TSAI,¹²⁹ K. W. TSANG,^{59,279,65} T. TSANG²⁸⁰
 J-S. TSAO,²³³ M. TSE,⁷⁴ R. TSO,¹³⁶ S. TSUCHIDA,¹⁷⁷ L. TSUKADA,¹⁴⁹ D. TSUNA,²⁸ T. TSUTSUI²⁸
 K. TURBANG^{281,205} M. TURCONI,³⁷ D. TUYENBAYEV¹⁷⁷ A. S. UBHI¹⁴ N. UCHIKATA¹⁸⁸ T. UCHIYAMA¹⁹⁰
 R. P. UDALL,¹ A. UEDA,²⁸² T. UEHARA^{283,284} K. UENO²⁸ G. UESHIMA,²⁸⁵ C. S. UNNIKRISSHANN,²⁸⁶
 A. L. URBAN,⁷ T. USHIBA¹⁹⁰ A. UTINA^{154,59} G. VAJENTE¹ A. VAJPEYI,⁵ G. VALDES¹⁸⁵
 M. VALENTINI^{183,98,99} V. VALSAN,⁶ N. VAN BAKEL,⁵⁹ M. VAN BEUZEKOM⁵⁹ M. VAN DAEL,^{59,287}
 J. F. J. VAN DEN BRAND^{154,96,59} C. VAN DEN BROECK,^{65,59} D. C. VANDER-HYDE,⁶⁷ H. VAN HAEVERMAET²⁰⁵
 J. V. VAN HEIJNINGEN⁵⁸ M. H. P. M. VAN PUTEN,²⁸⁸ N. VAN REMORTEL²⁰⁵ M. VARDARO,^{212,59}
 A. F. VARGAS,¹²⁰ V. VARMA¹¹¹ M. VASÚTH⁷⁵ A. VECCHIO¹⁴ G. VEDOVATO,⁸¹ J. VEITCH²⁴
 P. J. VEITCH⁸⁸ J. VENNEBERG^{9,10} G. VENUGOPALAN¹ D. VERKINDT³⁰ P. VERMA,²²¹ Y. VERMA⁹⁴
 S. M. VERMEULEN¹⁷ D. VESKE⁵⁰ F. VETRANO,⁵⁴ A. VICERÉ^{54,55} S. VIDYANT,⁶⁷ A. D. VIETS²⁸⁹
 A. VIJAYKUMAR¹⁹ V. VILLA-ORTEGA¹¹⁴ J.-Y. VINET,³⁷ A. VIRTUOSO,^{239,35} S. VITALE⁷⁴ H. VOCCA,^{79,40}
 E. R. G. VON REIS,⁷² J. S. A. VON WRANGEL,^{9,10} C. VORVICK⁷² S. P. VYATCHANIN⁹⁷ L. E. WADE,²³⁷
 M. WADE²³⁷ K. J. WAGNER¹²⁸ R. C. WALET,⁵⁹ M. WALKER,⁶³ G. S. WALLACE,³³ L. WALLACE,¹ J. WANG¹⁷⁸
 J. Z. WANG,¹⁸⁴ W. H. WANG,⁸⁹ R. L. WARD,⁸ J. WARNER,⁷² M. WAS³⁰ T. WASHIMI²⁰ N. Y. WASHINGTON,¹
 J. WATCHI¹⁴⁵ B. WEAVER,⁷² C. R. WEAVING,⁵¹ S. A. WEBSTER,²⁴ M. WEINERT,^{9,10} A. J. WEINSTEIN¹
 R. WEISS,⁷⁴ C. M. WELER,²⁵⁸ R. A. WELER²⁰⁴ F. WELLMANN,^{9,10} L. WEN,⁹³ P. WESSELS,^{9,10} K. WETTE⁸
 J. T. WHELAN¹²⁸ D. D. WHITE,⁴⁴ B. F. WHITING⁷⁶ C. WHITTLE⁷⁴ D. WILKEN,^{9,10} D. WILLIAMS²⁴
 M. J. WILLIAMS²⁴ A. R. WILLIAMSON⁵¹ J. L. WILLIS¹ B. WILLKE^{9,10} D. J. WILSON,²⁵⁵ C. C. WIPF,¹
 T. WLODARCZYK,¹¹¹ G. WOAN²⁴ J. WOEHLER,^{9,10} J. K. WOFFORD¹²⁸ D. WONG,¹⁸¹ I. C. F. WONG¹³⁰
 M. WRIGHT,²⁴ C. WU¹³⁷ D. S. WU^{9,10} H. WU,¹³⁷ D. M. WYSOCKI,⁶ L. XIAO¹ T. YAMADA,²⁶⁶
 H. YAMAMOTO¹ K. YAMAMOTO¹⁸⁹ T. YAMAMOTO¹⁹⁰ K. YAMASHITA,²⁰¹ R. YAMAZAKI,¹⁹⁸ F. W. YANG¹⁶⁰
 K. Z. YANG¹⁴⁸ L. YANG¹⁶⁸ Y.-C. YANG,¹²⁹ Y. YANG²⁹⁰ YANG YANG,⁷⁶ M. J. YAP,⁸ D. W. YEELES,¹⁷
 S.-W. YEH,¹³⁷ A. B. YELIKAR¹²⁸ M. YING,¹²⁹ J. YOKOYAMA^{28,27} T. YOKOZAWA,¹⁹⁰ J. YOO,¹⁸⁰
 T. YOSHIOKA,²⁰¹ HANG YU¹³⁶ HAOCUN YU⁷⁴ H. YUZURIHARA,¹⁸⁸ A. ZADROŹNY,²²¹ M. ZANOLIN,³⁶
 S. ZEIDLER²⁹¹ T. ZELENKOVA,⁴⁷ J.-P. ZENDRI,⁸¹ M. ZEVIN¹⁶⁶ M. ZHAN,¹⁷⁸ H. ZHANG,²³³ J. ZHANG⁹³
 L. ZHANG,¹ R. ZHANG⁷⁶ T. ZHANG,¹⁴ Y. ZHANG,¹⁸⁵ C. ZHAO⁹³ G. ZHAO,¹⁴⁵ Y. ZHAO^{188,20} YUE ZHAO,¹⁶⁰
 R. ZHOU,¹⁹¹ Z. ZHOU,¹⁵ X. J. ZHU⁵ Z.-H. ZHU^{119,231} M. E. ZUCKER,^{1,74} J. ZWEIZIG¹ AND

¹LIGO Laboratory, California Institute of Technology, Pasadena, CA 91125, USA

²Graduate School of Science, Tokyo Institute of Technology, Meguro-ku, Tokyo 152-8551, Japan

³Dipartimento di Farmacia, Università di Salerno, I-84084 Fisciano, Salerno, Italy

- ⁴INFN, Sezione di Napoli, Complesso Universitario di Monte S. Angelo, I-80126 Napoli, Italy
- ⁵OzGrav, School of Physics & Astronomy, Monash University, Clayton 3800, Victoria, Australia
- ⁶University of Wisconsin-Milwaukee, Milwaukee, WI 53201, USA
- ⁷Louisiana State University, Baton Rouge, LA 70803, USA
- ⁸OzGrav, Australian National University, Canberra, Australian Capital Territory 0200, Australia
- ⁹Max Planck Institute for Gravitational Physics (Albert Einstein Institute), D-30167 Hannover, Germany
- ¹⁰Leibniz Universität Hannover, D-30167 Hannover, Germany
- ¹¹Inter-University Centre for Astronomy and Astrophysics, Pune 411007, India
- ¹²University of Cambridge, Cambridge CB2 1TN, United Kingdom
- ¹³Theoretisch-Physikalisches Institut, Friedrich-Schiller-Universität Jena, D-07743 Jena, Germany
- ¹⁴University of Birmingham, Birmingham B15 2TT, United Kingdom
- ¹⁵Northwestern University, Evanston, IL 60208, USA
- ¹⁶Instituto Nacional de Pesquisas Espaciais, 12227-010 São José dos Campos, São Paulo, Brazil
- ¹⁷Cardiff University, Cardiff CF24 3AA, United Kingdom
- ¹⁸INFN, Sezione di Pisa, I-56127 Pisa, Italy
- ¹⁹International Centre for Theoretical Sciences, Tata Institute of Fundamental Research, Bengaluru 560089, India
- ²⁰Gravitational Wave Science Project, National Astronomical Observatory of Japan (NAOJ), Mitaka City, Tokyo 181-8588, Japan
- ²¹Advanced Technology Center, National Astronomical Observatory of Japan (NAOJ), Mitaka City, Tokyo 181-8588, Japan
- ²²Dipartimento di Fisica, Università degli Studi di Torino, I-10125 Torino, Italy
- ²³INFN Sezione di Torino, I-10125 Torino, Italy
- ²⁴SUPA, University of Glasgow, Glasgow G12 8QQ, United Kingdom
- ²⁵Università di Napoli “Federico II”, Complesso Universitario di Monte S. Angelo, I-80126 Napoli, Italy
- ²⁶Université de Lyon, Université Claude Bernard Lyon 1, CNRS, Institut Lumière Matière, F-69622 Villeurbanne, France
- ²⁷Department of Physics, The University of Tokyo, Bunkyo-ku, Tokyo 113-0033, Japan
- ²⁸Research Center for the Early Universe (RESCEU), The University of Tokyo, Bunkyo-ku, Tokyo 113-0033, Japan
- ²⁹Institut de Ciències del Cosmos (ICCUB), Universitat de Barcelona, C/ Martí i Franquès 1, Barcelona, 08028, Spain
- ³⁰Univ. Savoie Mont Blanc, CNRS, Laboratoire d’Annecy de Physique des Particules - IN2P3, F-74000 Annecy, France
- ³¹Institut de Física d’Altes Energies (IFAE), Barcelona Institute of Science and Technology, and ICREA, E-08193 Barcelona, Spain
- ³²Gran Sasso Science Institute (GSSI), I-67100 L’Aquila, Italy
- ³³SUPA, University of Strathclyde, Glasgow G1 1XQ, United Kingdom
- ³⁴Dipartimento di Scienze Matematiche, Informatiche e Fisiche, Università di Udine, I-33100 Udine, Italy
- ³⁵INFN, Sezione di Trieste, I-34127 Trieste, Italy
- ³⁶Embry-Riddle Aeronautical University, Prescott, AZ 86301, USA
- ³⁷Artemis, Université Côte d’Azur, Observatoire de la Côte d’Azur, CNRS, F-06304 Nice, France
- ³⁸GRAPPA, Anton Pannekoek Institute for Astronomy and Institute for High-Energy Physics, University of Amsterdam, Science Park 904, 1098 XH Amsterdam, Netherlands
- ³⁹National and Kapodistrian University of Athens, School of Science Building, 2nd floor, Panepistimiopolis, 15771 Ilissia, Greece
- ⁴⁰INFN, Sezione di Perugia, I-06123 Perugia, Italy
- ⁴¹Università di Camerino, Dipartimento di Fisica, I-62032 Camerino, Italy
- ⁴²American University, Washington, D.C. 20016, USA
- ⁴³Earthquake Research Institute, The University of Tokyo, Bunkyo-ku, Tokyo 113-0032, Japan
- ⁴⁴California State University Fullerton, Fullerton, CA 92831, USA
- ⁴⁵Université de Paris, CNRS, Astroparticule et Cosmologie, F-75006 Paris, France
- ⁴⁶Université Paris-Saclay, CNRS/IN2P3, IJCLab, 91405 Orsay, France
- ⁴⁷European Gravitational Observatory (EGO), I-56021 Cascina, Pisa, Italy
- ⁴⁸Georgia Institute of Technology, Atlanta, GA 30332, USA
- ⁴⁹Department of Mathematics and Physics, Graduate School of Science and Technology, Hirosaki University, Hirosaki, Aomori 036-8561, Japan
- ⁵⁰Columbia University, New York, NY 10027, USA
- ⁵¹University of Portsmouth, Portsmouth, PO1 3FX, United Kingdom
- ⁵²Kamioka Branch, National Astronomical Observatory of Japan (NAOJ), Kamioka-cho, Hida City, Gifu 506-1205, Japan
- ⁵³The Graduate University for Advanced Studies (SOKENDAI), Mitaka City, Tokyo 181-8588, Japan
- ⁵⁴Università degli Studi di Urbino “Carlo Bo”, I-61029 Urbino, Italy
- ⁵⁵INFN, Sezione di Firenze, I-50019 Sesto Fiorentino, Firenze, Italy
- ⁵⁶LIGO Livingston Observatory, Livingston, LA 70754, USA
- ⁵⁷INFN, Sezione di Roma, I-00185 Roma, Italy
- ⁵⁸Université catholique de Louvain, B-1348 Louvain-la-Neuve, Belgium

- ⁵⁹ *Nikhef, Science Park 105, 1098 XG Amsterdam, Netherlands*
- ⁶⁰ *King's College London, University of London, London WC2R 2LS, United Kingdom*
- ⁶¹ *Korea Institute of Science and Technology Information, Daejeon 34141, Republic of Korea*
- ⁶² *National Institute for Mathematical Sciences, Daejeon 34047, Republic of Korea*
- ⁶³ *Christopher Newport University, Newport News, VA 23606, USA*
- ⁶⁴ *School of High Energy Accelerator Science, The Graduate University for Advanced Studies (SOKENDAI), Tsukuba City, Ibaraki 305-0801, Japan*
- ⁶⁵ *Institute for Gravitational and Subatomic Physics (GRASP), Utrecht University, Princetonplein 1, 3584 CC Utrecht, Netherlands*
- ⁶⁶ *University of Oregon, Eugene, OR 97403, USA*
- ⁶⁷ *Syracuse University, Syracuse, NY 13244, USA*
- ⁶⁸ *Université de Liège, B-4000 Liège, Belgium*
- ⁶⁹ *Università degli Studi di Milano-Bicocca, I-20126 Milano, Italy*
- ⁷⁰ *INFN, Sezione di Milano-Bicocca, I-20126 Milano, Italy*
- ⁷¹ *INAF, Osservatorio Astronomico di Brera sede di Merate, I-23807 Merate, Lecco, Italy*
- ⁷² *LIGO Hanford Observatory, Richland, WA 99352, USA*
- ⁷³ *Dipartimento di Medicina, Chirurgia e Odontoiatria "Scuola Medica Salernitana", Università di Salerno, I-84081 Baronissi, Salerno, Italy*
- ⁷⁴ *LIGO Laboratory, Massachusetts Institute of Technology, Cambridge, MA 02139, USA*
- ⁷⁵ *Wigner RCP, RMKI, H-1121 Budapest, Konkoly Thege Miklós út 29-33, Hungary*
- ⁷⁶ *University of Florida, Gainesville, FL 32611, USA*
- ⁷⁷ *Stanford University, Stanford, CA 94305, USA*
- ⁷⁸ *Università di Pisa, I-56127 Pisa, Italy*
- ⁷⁹ *Università di Perugia, I-06123 Perugia, Italy*
- ⁸⁰ *Università di Padova, Dipartimento di Fisica e Astronomia, I-35131 Padova, Italy*
- ⁸¹ *INFN, Sezione di Padova, I-35131 Padova, Italy*
- ⁸² *Bard College, Annandale-On-Hudson, NY 12504, USA*
- ⁸³ *Montana State University, Bozeman, MT 59717, USA*
- ⁸⁴ *Institute for Plasma Research, Bhat, Gandhinagar 382428, India*
- ⁸⁵ *Universiteit Gent, B-9000 Gent, Belgium*
- ⁸⁶ *Nicolaus Copernicus Astronomical Center, Polish Academy of Sciences, 00-716, Warsaw, Poland*
- ⁸⁷ *Dipartimento di Ingegneria, Università del Sannio, I-82100 Benevento, Italy*
- ⁸⁸ *OzGrav, University of Adelaide, Adelaide, South Australia 5005, Australia*
- ⁸⁹ *The University of Texas Rio Grande Valley, Brownsville, TX 78520, USA*
- ⁹⁰ *California State University, Los Angeles, Los Angeles, CA 90032, USA*
- ⁹¹ *Departamento de Matemáticas, Universitat Autònoma de Barcelona, Edificio C Facultad de Ciencias 08193 Bellaterra (Barcelona), Spain*
- ⁹² *INFN, Sezione di Genova, I-16146 Genova, Italy*
- ⁹³ *OzGrav, University of Western Australia, Crawley, Western Australia 6009, Australia*
- ⁹⁴ *RRCAT, Indore, Madhya Pradesh 452013, India*
- ⁹⁵ *Missouri University of Science and Technology, Rolla, MO 65409, USA*
- ⁹⁶ *Vrije Universiteit Amsterdam, 1081 HV Amsterdam, Netherlands*
- ⁹⁷ *Lomonosov Moscow State University, Moscow 119991, Russia*
- ⁹⁸ *Università di Trento, Dipartimento di Fisica, I-38123 Povo, Trento, Italy*
- ⁹⁹ *INFN, Trento Institute for Fundamental Physics and Applications, I-38123 Povo, Trento, Italy*
- ¹⁰⁰ *SUPA, University of the West of Scotland, Paisley PA1 2BE, United Kingdom*
- ¹⁰¹ *Bar-Ilan University, Ramat Gan, 5290002, Israel*
- ¹⁰² *Dipartimento di Fisica "E.R. Caianiello", Università di Salerno, I-84084 Fisciano, Salerno, Italy*
- ¹⁰³ *INFN, Sezione di Napoli, Gruppo Collegato di Salerno, Complesso Universitario di Monte S. Angelo, I-80126 Napoli, Italy*
- ¹⁰⁴ *Università di Roma "La Sapienza", I-00185 Roma, Italy*
- ¹⁰⁵ *Univ Rennes, CNRS, Institut FOTON - UMR6082, F-3500 Rennes, France*
- ¹⁰⁶ *Indian Institute of Technology Bombay, Powai, Mumbai 400 076, India*
- ¹⁰⁷ *INFN, Laboratori Nazionali del Gran Sasso, I-67100 Assergi, Italy*
- ¹⁰⁸ *Laboratoire Kastler Brossel, Sorbonne Université, CNRS, ENS-Université PSL, Collège de France, F-75005 Paris, France*
- ¹⁰⁹ *Astronomical Observatory Warsaw University, 00-478 Warsaw, Poland*
- ¹¹⁰ *University of Maryland, College Park, MD 20742, USA*
- ¹¹¹ *Max Planck Institute for Gravitational Physics (Albert Einstein Institute), D-14476 Potsdam, Germany*
- ¹¹² *L2IT, Laboratoire des 2 Infinis - Toulouse, Université de Toulouse, CNRS/IN2P3, UPS, F-31062 Toulouse Cedex 9, France*

- ¹¹³ Villanova University, Villanova, PA 19085, USA
- ¹¹⁴ IGFAE, Universidad de Santiago de Compostela, 15782 Spain
- ¹¹⁵ Stony Brook University, Stony Brook, NY 11794, USA
- ¹¹⁶ Center for Computational Astrophysics, Flatiron Institute, New York, NY 10010, USA
- ¹¹⁷ NASA Goddard Space Flight Center, Greenbelt, MD 20771, USA
- ¹¹⁸ Dipartimento di Fisica, Università degli Studi di Genova, I-16146 Genova, Italy
- ¹¹⁹ Department of Astronomy, Beijing Normal University, Beijing 100875, China
- ¹²⁰ OzGrav, University of Melbourne, Parkville, Victoria 3010, Australia
- ¹²¹ Università degli Studi di Sassari, I-07100 Sassari, Italy
- ¹²² INFN, Laboratori Nazionali del Sud, I-95125 Catania, Italy
- ¹²³ Università di Roma Tor Vergata, I-00133 Roma, Italy
- ¹²⁴ INFN, Sezione di Roma Tor Vergata, I-00133 Roma, Italy
- ¹²⁵ University of Sannio at Benevento, I-82100 Benevento, Italy and INFN, Sezione di Napoli, I-80100 Napoli, Italy
- ¹²⁶ Departamento de Astronomía y Astrofísica, Universitat de València, E-46100 Burjassot, València, Spain
- ¹²⁷ Universität Hamburg, D-22761 Hamburg, Germany
- ¹²⁸ Rochester Institute of Technology, Rochester, NY 14623, USA
- ¹²⁹ National Tsing Hua University, Hsinchu City, 30013 Taiwan, Republic of China
- ¹³⁰ The Chinese University of Hong Kong, Shatin, NT, Hong Kong
- ¹³¹ Department of Applied Physics, Fukuoka University, Jonan, Fukuoka City, Fukuoka 814-0180, Japan
- ¹³² OzGrav, Charles Sturt University, Wagga Wagga, New South Wales 2678, Australia
- ¹³³ Department of Physics, Tamkang University, Danshui Dist., New Taipei City 25137, Taiwan
- ¹³⁴ Department of Physics and Institute of Astronomy, National Tsing Hua University, Hsinchu 30013, Taiwan
- ¹³⁵ Department of Physics, Center for High Energy and High Field Physics, National Central University, Zhongli District, Taoyuan City 32001, Taiwan
- ¹³⁶ CaRT, California Institute of Technology, Pasadena, CA 91125, USA
- ¹³⁷ Department of Physics, National Tsing Hua University, Hsinchu 30013, Taiwan
- ¹³⁸ Dipartimento di Ingegneria Industriale (DIIN), Università di Salerno, I-84084 Fisciano, Salerno, Italy
- ¹³⁹ Institute of Physics, Academia Sinica, Nankang, Taipei 11529, Taiwan
- ¹⁴⁰ Université Lyon, Université Claude Bernard Lyon 1, CNRS, IP2I Lyon / IN2P3, UMR 5822, F-69622 Villeurbanne, France
- ¹⁴¹ INAF, Osservatorio Astronomico di Padova, I-35122 Padova, Italy
- ¹⁴² OzGrav, Swinburne University of Technology, Hawthorn VIC 3122, Australia
- ¹⁴³ Université libre de Bruxelles, Avenue Franklin Roosevelt 50 - 1050 Bruxelles, Belgium
- ¹⁴⁴ IAC3-IEEC, Universitat de les Illes Balears, E-07122 Palma de Mallorca, Spain
- ¹⁴⁵ Université Libre de Bruxelles, Brussels 1050, Belgium
- ¹⁴⁶ Departamento de Matemáticas, Universitat de València, E-46100 Burjassot, València, Spain
- ¹⁴⁷ Texas Tech University, Lubbock, TX 79409, USA
- ¹⁴⁸ University of Minnesota, Minneapolis, MN 55455, USA
- ¹⁴⁹ The Pennsylvania State University, University Park, PA 16802, USA
- ¹⁵⁰ University of Rhode Island, Kingston, RI 02881, USA
- ¹⁵¹ Bellevue College, Bellevue, WA 98007, USA
- ¹⁵² Scuola Normale Superiore, Piazza dei Cavalieri, 7 - 56126 Pisa, Italy
- ¹⁵³ Eötvös University, Budapest 1117, Hungary
- ¹⁵⁴ Maastricht University, P.O. Box 616, 6200 MD Maastricht, Netherlands
- ¹⁵⁵ Chennai Mathematical Institute, Chennai 603103, India
- ¹⁵⁶ The University of Sheffield, Sheffield S10 2TN, United Kingdom
- ¹⁵⁷ Université Lyon, Université Claude Bernard Lyon 1, CNRS, Laboratoire des Matériaux Avancés (LMA), IP2I Lyon / IN2P3, UMR 5822, F-69622 Villeurbanne, France
- ¹⁵⁸ Dipartimento di Scienze Matematiche, Fisiche e Informatiche, Università di Parma, I-43124 Parma, Italy
- ¹⁵⁹ INFN, Sezione di Milano Bicocca, Gruppo Collegato di Parma, I-43124 Parma, Italy
- ¹⁶⁰ The University of Utah, Salt Lake City, UT 84112, USA
- ¹⁶¹ Carleton College, Northfield, MN 55057, USA
- ¹⁶² University of Zurich, Winterthurerstrasse 190, 8057 Zurich, Switzerland
- ¹⁶³ Perimeter Institute, Waterloo, ON N2L 2Y5, Canada
- ¹⁶⁴ Université de Strasbourg, CNRS, IPHC UMR 7178, F-67000 Strasbourg, France
- ¹⁶⁵ West Virginia University, Morgantown, WV 26506, USA
- ¹⁶⁶ University of Chicago, Chicago, IL 60637, USA
- ¹⁶⁷ Montclair State University, Montclair, NJ 07043, USA

- ¹⁶⁸ *Colorado State University, Fort Collins, CO 80523, USA*
- ¹⁶⁹ *Institute for Nuclear Research, Bem t'er 18/c, H-4026 Debrecen, Hungary*
- ¹⁷⁰ *University of Texas, Austin, TX 78712, USA*
- ¹⁷¹ *CNR-SPIN, c/o Università di Salerno, I-84084 Fisciano, Salerno, Italy*
- ¹⁷² *Scuola di Ingegneria, Università della Basilicata, I-85100 Potenza, Italy*
- ¹⁷³ *Observatori Astronòmic, Universitat de València, E-46980 Paterna, València, Spain*
- ¹⁷⁴ *Centro de Física das Universidades do Minho e do Porto, Universidade do Minho, Campus de Gualtar, PT-4710 - 057 Braga, Portugal*
- ¹⁷⁵ *Department of Astronomy, The University of Tokyo, Mitaka City, Tokyo 181-8588, Japan*
- ¹⁷⁶ *Faculty of Engineering, Niigata University, Nishi-ku, Niigata City, Niigata 950-2181, Japan*
- ¹⁷⁷ *Department of Physics, Graduate School of Science, Osaka City University, Sumiyoshi-ku, Osaka City, Osaka 558-8585, Japan*
- ¹⁷⁸ *State Key Laboratory of Magnetic Resonance and Atomic and Molecular Physics, Innovation Academy for Precision Measurement Science and Technology (APM), Chinese Academy of Sciences, Xiao Hong Shan, Wuhan 430071, China*
- ¹⁷⁹ *University of Szeged, Dóm tér 9, Szeged 6720, Hungary*
- ¹⁸⁰ *Cornell University, Ithaca, NY 14850, USA*
- ¹⁸¹ *University of British Columbia, Vancouver, BC V6T 1Z4, Canada*
- ¹⁸² *INAF, Osservatorio Astronomico di Capodimonte, I-80131 Napoli, Italy*
- ¹⁸³ *The University of Mississippi, University, MS 38677, USA*
- ¹⁸⁴ *University of Michigan, Ann Arbor, MI 48109, USA*
- ¹⁸⁵ *Texas A&M University, College Station, TX 77843, USA*
- ¹⁸⁶ *Ulsan National Institute of Science and Technology, Ulsan 44919, Republic of Korea*
- ¹⁸⁷ *Shanghai Astronomical Observatory, Chinese Academy of Sciences, Shanghai 200030, China*
- ¹⁸⁸ *Institute for Cosmic Ray Research (ICRR), KAGRA Observatory, The University of Tokyo, Kashiwa City, Chiba 277-8582, Japan*
- ¹⁸⁹ *Faculty of Science, University of Toyama, Toyama City, Toyama 930-8555, Japan*
- ¹⁹⁰ *Institute for Cosmic Ray Research (ICRR), KAGRA Observatory, The University of Tokyo, Kamioka-cho, Hida City, Gifu 506-1205, Japan*
- ¹⁹¹ *University of California, Berkeley, CA 94720, USA*
- ¹⁹² *Maastricht University, 6200 MD, Maastricht, Netherlands*
- ¹⁹³ *Lancaster University, Lancaster LA1 4YW, United Kingdom*
- ¹⁹⁴ *College of Industrial Technology, Nihon University, Narashino City, Chiba 275-8575, Japan*
- ¹⁹⁵ *Institute of Astronomy, National Tsing Hua University, Hsinchu 30013, Taiwan*
- ¹⁹⁶ *Rutherford Appleton Laboratory, Didcot OX11 0DE, United Kingdom*
- ¹⁹⁷ *Department of Astronomy & Space Science, Chungnam National University, Yuseong-gu, Daejeon 34134, Republic of Korea*
- ¹⁹⁸ *Department of Physical Sciences, Aoyama Gakuin University, Sagami-hara City, Kanagawa 252-5258, Japan*
- ¹⁹⁹ *Kavli Institute for Astronomy and Astrophysics, Peking University, Haidian District, Beijing 100871, China*
- ²⁰⁰ *Aristotle University of Thessaloniki, University Campus, 54124 Thessaloniki, Greece*
- ²⁰¹ *Graduate School of Science and Engineering, University of Toyama, Toyama City, Toyama 930-8555, Japan*
- ²⁰² *Nambu Yoichiro Institute of Theoretical and Experimental Physics (NITEP), Osaka City University, Sumiyoshi-ku, Osaka City, Osaka 558-8585, Japan*
- ²⁰³ *Directorate of Construction, Services & Estate Management, Mumbai 400094, India*
- ²⁰⁴ *Vanderbilt University, Nashville, TN 37235, USA*
- ²⁰⁵ *Universiteit Antwerpen, Prinsstraat 13, 2000 Antwerpen, Belgium*
- ²⁰⁶ *University of Białystok, 15-424 Białystok, Poland*
- ²⁰⁷ *Ewha Womans University, Seoul 03760, Republic of Korea*
- ²⁰⁸ *National Astronomical Observatories, Chinese Academic of Sciences, Chaoyang District, Beijing, China*
- ²⁰⁹ *School of Astronomy and Space Science, University of Chinese Academy of Sciences, Chaoyang District, Beijing, China*
- ²¹⁰ *University of Southampton, Southampton SO17 1BJ, United Kingdom*
- ²¹¹ *Institute for Cosmic Ray Research (ICRR), The University of Tokyo, Kashiwa City, Chiba 277-8582, Japan*
- ²¹² *Institute for High-Energy Physics, University of Amsterdam, Science Park 904, 1098 XH Amsterdam, Netherlands*
- ²¹³ *Chung-Ang University, Seoul 06974, Republic of Korea*
- ²¹⁴ *University of Washington Bothell, Bothell, WA 98011, USA*
- ²¹⁵ *Institute of Applied Physics, Nizhny Novgorod, 603950, Russia*
- ²¹⁶ *Inje University Gimhae, South Gyeongsang 50834, Republic of Korea*
- ²¹⁷ *Department of Physics, Myongji University, Yongin 17058, Republic of Korea*
- ²¹⁸ *Institute of Particle and Nuclear Studies (IPNS), High Energy Accelerator Research Organization (KEK), Tsukuba City, Ibaraki 305-0801, Japan*
- ²¹⁹ *School of Physics and Astronomy, Cardiff University, Cardiff, CF24 3AA, UK*
- ²²⁰ *Institute of Mathematics, Polish Academy of Sciences, 00656 Warsaw, Poland*

- ²²¹ *National Center for Nuclear Research, 05-400 Świerk-Otwock, Poland*
- ²²² *Instituto de Fisica Teorica, 28049 Madrid, Spain*
- ²²³ *Department of Physics, Nagoya University, Chikusa-ku, Nagoya, Aichi 464-8602, Japan*
- ²²⁴ *Université de Montréal/Polytechnique, Montreal, Quebec H3T 1J4, Canada*
- ²²⁵ *Laboratoire Lagrange, Université Côte d'Azur, Observatoire Côte d'Azur, CNRS, F-06304 Nice, France*
- ²²⁶ *Seoul National University, Seoul 08826, Republic of Korea*
- ²²⁷ *Sungkyunkwan University, Seoul 03063, Republic of Korea*
- ²²⁸ *NAVIER, École des Ponts, Univ Gustave Eiffel, CNRS, Marne-la-Vallée, France*
- ²²⁹ *Università di Firenze, Sesto Fiorentino I-50019, Italy*
- ²³⁰ *Department of Physics, National Cheng Kung University, Tainan City 701, Taiwan*
- ²³¹ *School of Physics and Technology, Wuhan University, Wuhan, Hubei, 430072, China*
- ²³² *National Center for High-performance computing, National Applied Research Laboratories, Hsinchu Science Park, Hsinchu City 30076, Taiwan*
- ²³³ *Department of Physics, National Taiwan Normal University, sec. 4, Taipei 116, Taiwan*
- ²³⁴ *NASA Marshall Space Flight Center, Huntsville, AL 35811, USA*
- ²³⁵ *INFN, Sezione di Roma Tre, I-00146 Roma, Italy*
- ²³⁶ *ESPCI, CNRS, F-75005 Paris, France*
- ²³⁷ *Kenyon College, Gambier, OH 43022, USA*
- ²³⁸ *School of Physics Science and Engineering, Tongji University, Shanghai 200092, China*
- ²³⁹ *Dipartimento di Fisica, Università di Trieste, I-34127 Trieste, Italy*
- ²⁴⁰ *Institute for Photon Science and Technology, The University of Tokyo, Bunkyo-ku, Tokyo 113-8656, Japan*
- ²⁴¹ *Indian Institute of Technology Madras, Chennai 600036, India*
- ²⁴² *Saha Institute of Nuclear Physics, Bidhannagar, West Bengal 700064, India*
- ²⁴³ *Institute of Space and Astronautical Science (JAXA), Chuo-ku, Sagami-hara City, Kanagawa 252-0222, Japan*
- ²⁴⁴ *Institut des Hautes Etudes Scientifiques, F-91440 Bures-sur-Yvette, France*
- ²⁴⁵ *Faculty of Law, Ryukoku University, Fushimi-ku, Kyoto City, Kyoto 612-8577, Japan*
- ²⁴⁶ *Indian Institute of Science Education and Research, Kolkata, Mohanpur, West Bengal 741252, India*
- ²⁴⁷ *Department of Physics, University of Notre Dame, Notre Dame, IN 46556, USA*
- ²⁴⁸ *Graduate School of Science and Technology, Niigata University, Nishi-ku, Niigata City, Niigata 950-2181, Japan*
- ²⁴⁹ *Consiglio Nazionale delle Ricerche - Istituto dei Sistemi Complessi, Piazzale Aldo Moro 5, I-00185 Roma, Italy*
- ²⁵⁰ *Korea Astronomy and Space Science Institute (KASI), Yuseong-gu, Daejeon 34055, Republic of Korea*
- ²⁵¹ *Hobart and William Smith Colleges, Geneva, NY 14456, USA*
- ²⁵² *International Institute of Physics, Universidade Federal do Rio Grande do Norte, Natal RN 59078-970, Brazil*
- ²⁵³ *Museo Storico della Fisica e Centro Studi e Ricerche "Enrico Fermi", I-00184 Roma, Italy*
- ²⁵⁴ *Dipartimento di Matematica e Fisica, Università degli Studi Roma Tre, I-00146 Roma, Italy*
- ²⁵⁵ *University of Arizona, Tucson, AZ 85721, USA*
- ²⁵⁶ *Università di Trento, Dipartimento di Matematica, I-38123 Povo, Trento, Italy*
- ²⁵⁷ *University of California, Riverside, Riverside, CA 92521, USA*
- ²⁵⁸ *University of Washington, Seattle, WA 98195, USA*
- ²⁵⁹ *Indian Institute of Technology, Palaj, Gandhinagar, Gujarat 382355, India*
- ²⁶⁰ *Department of Electronic Control Engineering, National Institute of Technology, Nagaoka College, Nagaoka City, Niigata 940-8532, Japan*
- ²⁶¹ *Departamento de Matemática da Universidade de Aveiro and Centre for Research and Development in Mathematics and Applications, Campus de Santiago, 3810-183 Aveiro, Portugal*
- ²⁶² *Marquette University, Milwaukee, WI 53233, USA*
- ²⁶³ *Faculty of Science, Toho University, Funabashi City, Chiba 274-8510, Japan*
- ²⁶⁴ *Graduate School of Science and Technology, Gunma University, Maebashi, Gunma 371-8510, Japan*
- ²⁶⁵ *Institute for Quantum Studies, Chapman University, Orange, CA 92866, USA*
- ²⁶⁶ *Accelerator Laboratory, High Energy Accelerator Research Organization (KEK), Tsukuba City, Ibaraki 305-0801, Japan*
- ²⁶⁷ *Faculty of Information Science and Technology, Osaka Institute of Technology, Hirakata City, Osaka 573-0196, Japan*
- ²⁶⁸ *INAF, Osservatorio Astrofisico di Arcetri, Largo E. Fermi 5, I-50125 Firenze, Italy*
- ²⁶⁹ *Indian Institute of Technology Hyderabad, Sangareddy, Khandi, Telangana 502285, India*
- ²⁷⁰ *Indian Institute of Science Education and Research, Pune, Maharashtra 411008, India*
- ²⁷¹ *Istituto di Astrofisica e Planetologia Spaziali di Roma, Via del Fosso del Cavaliere, 100, 00133 Roma RM, Italy*
- ²⁷² *Department of Space and Astronautical Science, The Graduate University for Advanced Studies (SOKENDAI), Sagami-hara City, Kanagawa 252-5210, Japan*
- ²⁷³ *Andrews University, Berrien Springs, MI 49104, USA*

- ²⁷⁴ *Research Center for Space Science, Advanced Research Laboratories, Tokyo City University, Setagaya, Tokyo 158-0082, Japan*
- ²⁷⁵ *Institute for Cosmic Ray Research (ICRR), Research Center for Cosmic Neutrinos (RCCN), The University of Tokyo, Kashiwa City, Chiba 277-8582, Japan*
- ²⁷⁶ *Department of Physics, Kyoto University, Sakyou-ku, Kyoto City, Kyoto 606-8502, Japan*
- ²⁷⁷ *Yukawa Institute for Theoretical Physics (YITP), Kyoto University, Sakyou-ku, Kyoto City, Kyoto 606-8502, Japan*
- ²⁷⁸ *Dipartimento di Scienze Aziendali - Management and Innovation Systems (DISA-MIS), Università di Salerno, I-84084 Fisciano, Salerno, Italy*
- ²⁷⁹ *Van Swinderen Institute for Particle Physics and Gravity, University of Groningen, Nijenborgh 4, 9747 AG Groningen, Netherlands*
- ²⁸⁰ *Faculty of Science, Department of Physics, The Chinese University of Hong Kong, Shatin, N.T., Hong Kong*
- ²⁸¹ *Vrije Universiteit Brussel, Pleinlaan 2, 1050 Brussel, Belgium*
- ²⁸² *Applied Research Laboratory, High Energy Accelerator Research Organization (KEK), Tsukuba City, Ibaraki 305-0801, Japan*
- ²⁸³ *Department of Communications Engineering, National Defense Academy of Japan, Yokosuka City, Kanagawa 239-8686, Japan*
- ²⁸⁴ *Department of Physics, University of Florida, Gainesville, FL 32611, USA*
- ²⁸⁵ *Department of Information and Management Systems Engineering, Nagaoka University of Technology, Nagaoka City, Niigata 940-2188, Japan*
- ²⁸⁶ *Tata Institute of Fundamental Research, Mumbai 400005, India*
- ²⁸⁷ *Eindhoven University of Technology, Postbus 513, 5600 MB Eindhoven, Netherlands*
- ²⁸⁸ *Department of Physics and Astronomy, Sejong University, Gwangjin-gu, Seoul 143-747, Republic of Korea*
- ²⁸⁹ *Concordia University Wisconsin, Mequon, WI 53097, USA*
- ²⁹⁰ *Department of Electrophysics, National Yang Ming Chiao Tung University, Hsinchu, Taiwan*
- ²⁹¹ *Department of Physics, Rikkyo University, Toshima-ku, Tokyo 171-8501, Japan*