

# Hidet: Task Mapping Programming Paradigm for Deep Learning Tensor Programs

Yaoyao Ding<sup>\*†</sup>  
University of Toronto  
Toronto, Canada  
yaoyao@cs.toronto.edu

Cody Hao Yu  
Amazon Web Services  
Santa Clara, USA  
hyuz@amazon.com

Bojian Zheng<sup>†</sup>  
University of Toronto  
Toronto, Canada  
bojian@cs.toronto.edu

Yizhi Liu  
Amazon Web Services  
Santa Clara, USA  
yizhiliu@amazon.com

Yida Wang  
Amazon Web Services  
Santa Clara, USA  
wangyida@amazon.com

Gennady Pekhimenko<sup>†</sup>  
University of Toronto  
Toronto, Canada  
pekhimenko@cs.toronto.edu

## ABSTRACT

As deep learning models nowadays are widely adopted by both cloud services and edge devices, the latency of deep learning model inferences becomes crucial to provide efficient model serving. However, it is challenging to develop efficient tensor programs for deep learning operators due to the high complexity of modern accelerators (e.g., NVIDIA GPUs and Google TPUs) and the rapidly growing number of operators.

Deep learning compilers, such as Apache TVM, adopt declarative scheduling primitives to lower the bar of developing tensor programs. However, we show that this approach is insufficient to cover state-of-the-art tensor program optimizations (e.g., double buffering). In this paper, we propose to embed the scheduling process into tensor programs and use dedicated mappings, called task mappings, to define the computation assignment and ordering directly in the tensor programs. This new approach greatly enriches the expressible optimizations by allowing developers to manipulate tensor programs at a much finer granularity (e.g., allowing program statement-level optimizations). We call the proposed method the task-mapping-oriented programming paradigm. In addition, we propose a new post-scheduling fusion optimization that allows developers to focus on scheduling each single operator and automates the fusion after scheduling. It greatly reduces the engineering efforts for operator fusion. Our proposed paradigm also constructs an efficient hardware-centric schedule space, which is agnostic to the program input size and can tune the performance of tensor programs in minutes.

With the proposed paradigm, we implement a deep learning compiler – Hidet. Extensive experiments on modern convolution and transformer models show that Hidet outperforms state-of-the-art DNN inference framework, ONNX Runtime, and compiler, TVM equipped with scheduler AutoTVM and Ansor, by up to 1.48 $\times$  (1.22 $\times$  on average) with enriched optimizations. It also reduces the tuning time by 20 $\times$  and 11 $\times$  compared with AutoTVM and Ansor, respectively.

## 1 INTRODUCTION

Deep neural networks (DNNs) [27] have achieved state-of-the-art (SOTA) results in various tasks such as image recognition [19, 26,

DNN Libraries and Compilers	Graph Opt.	Kernel Opt.	Tuning Time	Eng. Effort
cuDNN [11]	o	ooo	N/A	ooo
CUTLASS [25]	oo	oo	o	ooo
AutoTVM [10]	ooo	oo	ooo	oo
Ansor [47]	ooo	o	ooo	o
<b>Hidet (ours)</b>	ooo	ooo	o	oo
	Higher Better	Higher Better	Lower Better	Lower Better

**Table 1: Comparison of different DNN kernel libraries and compilers on graph- and kernel-level optimizations, tuning time, and engineering efforts to support new operators.**

38, 39], natural language translation [15, 28, 37], and autonomous driving [13]. In deployment environments, these models are repeatedly executed to serve continuous user requests, named *model serving*. Thus, it is crucial to reduce the latency and maximize the throughput of model execution to ensure safety, save energy, and improve user experience.

There are two major ways to execute a DNN model. (1) DL frameworks such as TensorFlow [1], PyTorch [32] and ONNX Runtime [14] dispatch operators to kernel libraries such as cuDNN [11], cuBLAS [20], and CUTLASS [25] during execution. (2) On the other hand, deep learning compilers such as Tensorflow-XLA [35] and TVM [9] automatically generate kernels through a compilation process for the given operators. Various schedulers such as Ansor [47] and AutoTVM [10] are used to schedule the kernels during compilation to achieve high performance. Table 1 compares different kernel libraries and schedulers in terms of the graph- and kernel-level optimizations, tuning time, and engineering efforts required to support new operators.

Kernel libraries (e.g., cuDNN [11] and cuBLAS [20]) provide a collection of highly optimized hand-crafted kernels (e.g., convolutions and matrix multiplications). These libraries achieve near-peak performance on widely used input sizes, as they are able to implement a large spectrum of optimizations in low-level languages (e.g., CUDA C/C++ and assembly code). However, manually tweaking a kernel to optimize for performance is laborious, error-prone, and requires expertise in writing low-level language codes. Thus, it is difficult to generalize to other input shapes, new operators, and kernel fusion patterns. In addition, template-based libraries such as

<sup>\*</sup>Part of the work done while interning at Amazon.

<sup>†</sup>Also with Vector Institute.

CUTLASS [25] employ C++ templates to generate tensor programs for different input shapes on the fly. Although template-based libraries can achieve competitive performance on many input shapes by dynamically tuning the optimization hyper-parameters, they do not reduce the complexity of writing tensor programs for new operators and only provide limited fusion capability (e.g., only a small number of predefined operators can be fused with matrix multiplication).

Alternatively, deep learning compilers [4, 9, 34, 35, 49] are proposed to compile deep learning networks into tensor programs automatically. Existing SOTA deep learning compilers adopt the idea of decoupling computation definition and scheduling, originally proposed by Halide [34]. The computation definition of an operator only defines how each element of the output tensor is computed mathematically, and the schedule defines the way the execution is performed, such as the loop order and thread binding [9, 34]. Compilers leverage schedulers [10, 47] to *tune* the hyper-parameters of the schedule to optimize operator performance for each input shape. Unlike kernel libraries and templates that target at a fixed set of operators and limited fusion patterns, compilers are capable of supporting more operators and more flexible fusion patterns automatically.

On the other hand, existing SOTA compilers are mostly based on the *loop-oriented scheduling* primitives, which manipulate the loop structure of a tensor program in a *declarative* manner (e.g., loop split, reorder, and binding). Although loop-oriented scheduling primitives have achieved great success in simplifying tensor program writing [9, 10, 47], certain key optimizations (e.g., double buffering [25]) are hard to implement. Specifically, loop-oriented scheduling primitives cannot cover certain fine-grained tensor program transformations that cannot be expressed as loop transformations (Section 3.1). Besides, loop-oriented scheduling also suffers from the tremendous tuning time due to the rarity of efficient schedules in the tremendous tuning spaces. For instance, AutoTVM [10] takes 15 hours to tune a single CNN model Inception V3 [39] on a modern GPU.

In this work, we propose a new paradigm for writing efficient tensor programs: *task-mapping-oriented programming paradigm*. In this paradigm, we define the parallelizable computations in an operator as *tasks*, and the process of assigning and ordering the tasks to parallel processing units (e.g., threads) as *scheduling*. The developers can directly define the scheduling in the tensor program through *task mappings*<sup>1</sup>. This paradigm simplifies the development of tensor programs without sacrificing the ability to express optimizations requiring fine-grained program manipulation. With the in-program scheduling, this paradigm also allows us to search the tensor program in an efficient *hardware-centric schedule space* that is agnostic to input size to dramatically reduce the tuning time. We also propose *post-scheduling fusion* to fuse the scheduled operator with surrounding operators automatically, so developers don't need to worry about fusion when writing schedule templates.

We implement a new DNN compiler called Hidet based on the proposed ideas. In this work, we mainly focus on optimizing DNN

inference on GPUs, as it is the most commonly used DNN accelerator. The proposed ideas also apply to other accelerators such as CPUs and TPUs [24]. Extensive experiments on modern convolutional and transformer models show that Hidet outperforms SOTA DNN inference frameworks and schedulers, AutoTVM [10] and Ansor [47], by up to 1.48× (1.22× on average) while reducing the tuning time of the two schedulers by 20× and 11×, respectively.

We summarize our contributions as follows:

- We identify and present the limited expressiveness of loop-oriented scheduling adopted by SOTA DNN compilers, which fundamentally limits the compilers' ability to efficiently compile complex tensor programs.
- We introduce the task-mapping-oriented programming paradigm to simplify tensor program development without sacrificing the expressiveness of optimizations compared with hand-crafted implementations. Based on this paradigm, we propose post-scheduling fusion to fuse the scheduled program with surrounding operators. The paradigm also allows us to search in the hardware-centric schedule space to reduce the tuning time significantly.
- We implemented a new DNN compiler, named Hidet, based on the proposed ideas. Extensive experiments show that Hidet outperforms state-of-the-art DNN frameworks and compilers by up to 1.48× and reduces tuning time by 11×.

## 2 BACKGROUND

### 2.1 CUDA Programming Model

The CUDA programming platform [31] is widely used by deep learning systems on NVIDIA GPUs. In this section, we briefly introduce the CUDA programming model on modern GPUs.

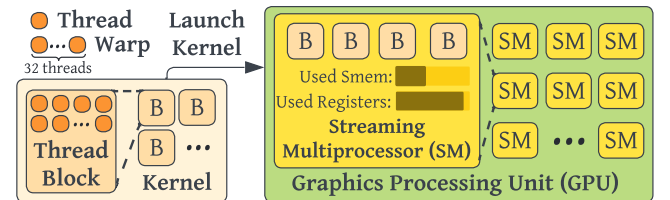


Figure 1: An overview of CUDA programming model.

*Kernel, Thread Block, and Thread.* When running a task on the GPU, thousands of threads will be executed. Each thread executes the same piece of code, called *kernel code*. When launching a kernel, a grid of threads will be dispatched onto the GPU as shown in Figure 1. Each kernel usually comprises tens to thousands of *thread blocks*, while each thread block comprises tens to hundreds of *threads*. In the kernel code, pre-defined variables `threadIdx` and `blockIdx`, and suffix `x`, `y`, and `z` are used to access the 3-dimensional index of thread in a thread block and the thread block in the grid of blocks.

*Hardware Implementation.* Each modern GPU has tens to hundreds of *streaming multiprocessors* (SMs). Each SM supports scheduling up to thousands of concurrent threads [31]. Threads in a thread block are partitioned into *warps*, and each warp contains 32 consecutive threads executing the same instructions. There are two kinds

<sup>1</sup>The name task mapping comes from the abstraction where a scheduling process can be considered as the one that maps tasks to processing units in both spatial and temporal dimensions.

of programmable on-chip memory: *shared memory* and *registers*. Registers are privately allocated to each thread, while threads can access the same piece of shared memory allocated to their thread block. When launching a kernel, the thread blocks are dispatched to the SMs wave by wave [18]. Each thread block will only be dispatched to a single SM while each SM may contain multiple thread blocks. The number of maximum resident thread blocks per SM is limited by the size of shared memory, register file, and warp scheduling units.

Operators in the deep neural network are implemented as GPU kernels. When running a neural network, we launch these kernels following an order satisfying the operator dependency. Among these operators, matrix multiplication (also known as linear or dense layer) is one of the most important operators. We next present an efficient implementation of matrix multiplication using CUDA and take it as an example throughout the paper.

## 2.2 Efficient Matrix Multiplication

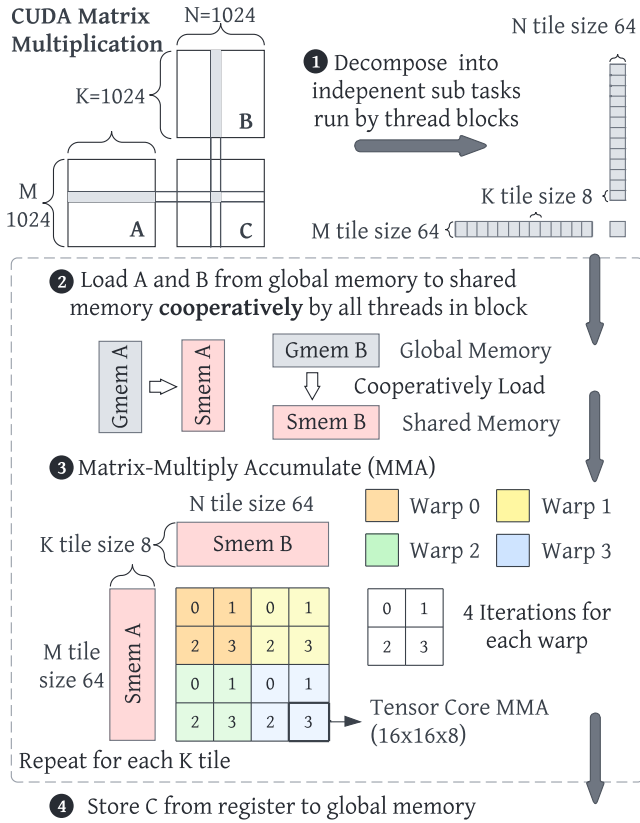


Figure 2: Efficient Matrix Multiplication on CUDA Platform.

This section illustrates an efficient implementation of matrix multiplication  $C = AB$  (all matrices are  $[1024, 1024]$ ) on modern NVIDIA GPUs via Tensor Cores [12]. Figure 2 shows the desired workflow. In step 1, we decompose the matrix multiplication into independent subtasks by tiling the M and N dimensions. After tiling, there will be  $\frac{M}{M \text{ tile size}} \times \frac{N}{N \text{ tile size}}$  independent subtasks while each sub-task is

a matrix multiplication with size: M tile size  $\times$  N tile size  $\times$  K. Each subtask will be assigned to a thread block. Inside each thread block, the K dimension will be further tiled into  $\frac{K}{K \text{ tile size}}$  tiles, and the thread block will apply step 2-3 to each K tile. In step 2, threads in the thread block load fragments of matrix A and B from global memory to shared memory collectively (i.e., different threads load different parts of the fragments). All threads in a thread block will be synchronized to make sure the data loading is finished before proceeding to the next step. In step 3, 4 warps in the thread block work on  $4 \times 4 = 16$  matrix multiply accumulates (MMAs), each of which is an operation  $C_{16 \times 16} = A_{16 \times 8} B_{8 \times 16} + C_{16 \times 16}$ . Each warp conducts 4 MMAs using NVIDIA Tensor Core [12] with 4 sequential iterations. Once we accumulate the results of matrix multiplication for each K tile, we can 4 store the results from the accumulating register to global memory. Figure 3 gives the pseudo-code of the 4 steps.

```

1 def matmul(A: fp32[M, K], B: fp32[K, N], C: fp32[M, N]):
2   SmemA, SmemB = shared fp32[64, 8], fp32[8, 64]
3   RegsC = local fp32[...]
4   ... # Step 1: Calculate sub-task offset
5   for k0 in range(128): # Iterate each K tile
6     # Step 2: Load A and B frag. to SmemA and SmemB
7     SmemA, SmemB = cooperative_load(A, B, k0)
8     sync_threads()
9     # Step 3: Block MMA (RegsC = SmemA * SmemB + RegsC)
10    RegsC = block_mma(SmemA, SmemB, RegsC)
11    sync_threads()
12  ... # Step 4: Write back C (RegsC => C)

```

Figure 3: Pseudo-code of Matrix Multiplication.

There are two ways to implement the kernel: (1) directly write the CUDA C code as in kernel libraries [11, 20, 25], or (2) use declarative loop-oriented scheduling primitives. In the next subsection, we would give a brief introduction to the second method.

## 2.3 Declarative Loop-Oriented Scheduling

To simplify tensor program optimization, Halide [34] proposes a programming paradigm of tensor programs, in which the computation definition and scheduling of the computation are decoupled. This programming paradigm is adopted by state-of-the-art DNN compiler [9] and schedulers [10, 47]. Since this paradigm offers a set of declarative scheduling primitives to manipulate the loop structure of tensor programs, we name it *declarative loop-oriented scheduling*.

Figure 4 shows the workflow of loop-oriented scheduling. Developers first provide a mathematical computation of the operator that defines how each element in the tensor is computed. The example gives the definition of matrix multiplication, where the (i, j)-th element of the output is a sum reduction. Given the computation definition, the schedulers first 1 generate a default tensor program from the computation definition automatically by translating the compute and reduce primitives to nested loops. Then, a series of *declarative* scheduling primitives are applied to transform the loop structure of the default tensor program for better performance on the specific hardware. Table 2 shows the scheduling primitives

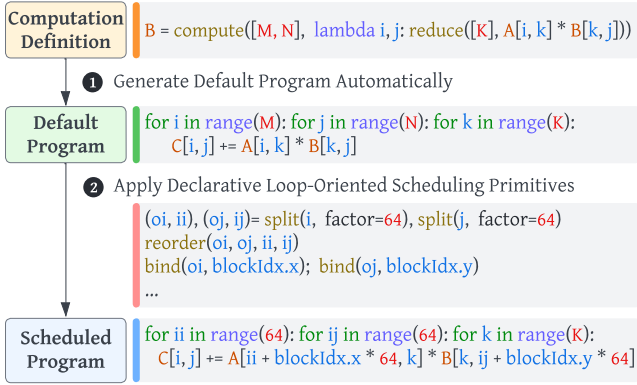


Figure 4: Workflow of loop-oriented scheduling.

Schedule Primitives	Original Program	Scheduled Program
<code>fuse(i, j)</code>	for i in range(128): for j in range(4): body(i, j)	for ij in range(512): body(ij / 4, ij % 4)
<code>split(i, 128)</code>	for i in range(512): body(i)	for oi in range(4): for ii in range(128): body(oi * 128 + ii)
<code>reorder(i, j)</code>	for i in range(128): for j in range(4): body(i, j)	for j in range(4): for i in range(128): body(i, j)
<code>bind(i, threadIdx.x)</code>	for i in range(128): body(i)	body(threadIdx.x)

 Table 2: Loop-oriented scheduling primitives in TVM [9]. The primitive `fuse`, `split`, `reorder`, and `bind` transforms the program by fusing loop, splitting loop into sub-loops, re-ordering loops, and binding a loop to hardware-specific axis.

in TVM [9].<sup>2</sup> In the example of step ②, we only list the first few scheduling primitives to implement the matrix multiplication, as TVM has used over 80 primitives to schedule matrix multiplication. Starting from the default program, we first split the `i` and `j` loops with factor 64 into `(oi, ii)` and `(oj, ij)`, respectively, then reorder loops into `(oi, oj, ii, ij)`, and finally bind `oi` and `oj` to `blockIdx.x` and `blockIdx.y`, respectively. With these primitives, we can get the scheduled program in Figure 4.

There are several ways to make use of a programming paradigm in a deep learning compiler. Intuitively, we can manually write a schedule for each workload (i.e., an operator with certain attributes on particular hardware) [9, 34]. However, this approach requires significant engineering efforts to achieve optimal performance for all widely used operators and their typical input sizes. Consequently, tunable parameters (e.g., tile size and loop orders) are introduced for developers to specify in the schedules. In this way, a manual schedule becomes a *schedule template* and can be optimized by auto-tuning frameworks [10] for various input shapes and hardware. To further save the time of writing a schedule template, auto-scheduling approaches that generate a schedule by applying pre-defined rules to the computation definition have been proposed [2, 47].

<sup>2</sup>Schedule primitives that relocate loops are omitted.

However, as we illustrate in the next section, the schedule space from the loop-oriented scheduling paradigm is still inefficient. As a result, 1) it is challenging to achieve competitive performance on operators that are highly optimized by kernel libraries since loop-oriented scheduling can not express some key optimizations, 2) schedulers need hours to days to find the best schedule configuration in the schedule space.

### 3 MOTIVATION

In this section, we summarize the challenges faced by state-of-the-art loop-oriented scheduling.

#### 3.1 Limited Optimization Support

The declarative loop-oriented scheduling primitives suffer from limited support for key optimizations. We use an important optimization, *double buffering* [6, 25], that has been adopted in several vendor libraries (e.g., cuBLAS [20] and CUTLASS [25]) but not supported by TVM [9], to illustrate this fundamental limitation.

The implementation of matrix multiplication in Figure 3 is sub-optimal, since all threads in the same thread blocks are likely to be blocked by one type of hardware resource (i.e., memory bandwidth in Step 2 or computation units in Step 3) while leaving the other idle. This is because the data loading (L7) and computation (L10) use the same buffer and synchronization (L8) needs to be used to satisfy data dependency.

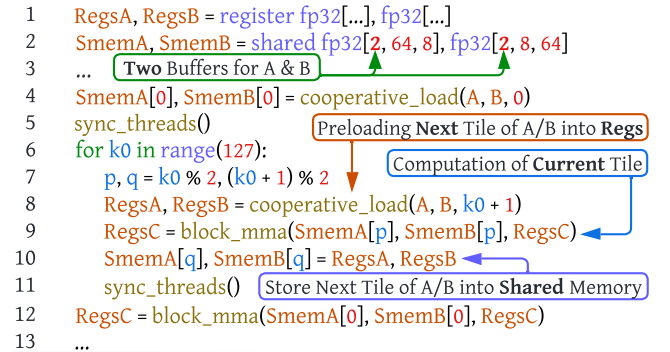


Figure 5: Double Buffering Optimization.

The double buffering optimization shown in Figure 5 alleviates the aforementioned problem by using two buffers: one is used for pre-loading the fragments for the next iteration (L8 and L10), while the other is used for computation in the current iteration (L9). We first preload the next tile of matrix A and B into registers (L8), and store them to shared memory after the computation of current tile (L10). This is more efficient because computation in L9 can be executed while the global memory loading in L8 is on the fly with thread-level parallelism. With double buffering, the threads in a thread block can utilize both memory accessing units and computation units at the same time.

However, this optimization cannot be implemented using existing declarative loop-oriented scheduling primitives in Table 2. This is because none of the schedule primitives can manipulate the



loop body at a fine granularity<sup>3</sup>. As a result, although loop-oriented scheduling simplifies tensor program writing, its *declarative* style of scheduling prevents developers from implementing optimizations requiring fine-grained manipulation of tensor programs. Besides double buffering, thread block swizzle [7, 41] and efficient usage<sup>4</sup> of Tensor Core MMA PTX instruction [22], and multi-stage asynchronous prefetching [25] are widely used optimizations in kernel libraries [20, 25], but are difficult to implement with declarative loop-oriented scheduling.

### 3.2 Dedicated Schedule Template for Fusion

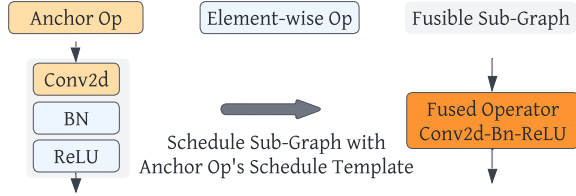


Figure 6: Workflow of TVM sub-graph fusion.

One important advantage of compilers with code generation over kernel libraries is the ability to optimize arbitrary workloads, especially workloads with multiple fused operators (e.g., Conv2d-BatchNorm-ReLU in convolutional neural networks [19], and Reshape-Matmul-Transpose in transformer models [15]). For example, Figure 6 illustrates how TVM [9] fuses Conv2d-BatchNorm-ReLU into a single kernel. Specifically, TVM groups operators to form sub-graphs. Each sub-graph can contain only one *anchor* operator, which is usually the most compute-intensive one (e.g., convolution or matrix multiplication) with a carefully designed schedule template. Then, the schedule template of the anchor operator will be used to schedule the entire sub-graph, meaning that the schedule template has to support all possible fusion scenarios, which greatly increases the complexity of writing schedule templates. Although auto-schedulers (e.g., Ansor [47]) are proposed to generate schedule templates automatically from the computation definition with pre-defined auto-scheduling rules, it is challenging to extend the auto-schedulers with new rules. This is because the new rule has to be compatible with all existing rules and needs to be general enough to support all operators. Thus, it is still challenging to support fusion, while not increasing the complexity of writing specialized schedule templates.

### 3.3 Long Tuning Time

In addition to expressiveness and extensibility, the tuning time of existing state-of-the-art schedulers [2, 10, 47] typically ranges from hours to days due to inefficient schedule spaces. The majority of their schedule spaces are composed of loop tiling factors. To constrain the schedule space size and avoid conditional if-else branches, existing frameworks only cover perfect tile sizes (i.e., only tile  $n$ -extent loop with proper factors of  $n$ ). For example, potential tile

<sup>3</sup>Even though TVM tried to use a new primitive called `double_buffer` to implement double buffering optimization, it does not separate the global memory loading and shared memory storing, thus can only achieve sub-optimal performance.

<sup>4</sup>Directly use MMA PTX instruction instead of WMMA instruction [22].

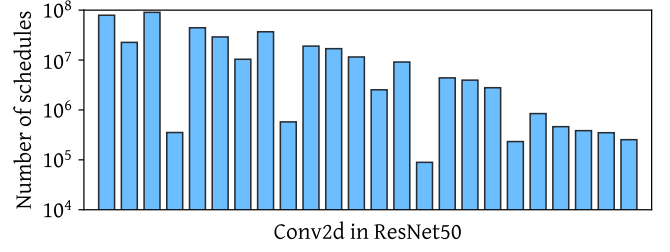


Figure 7: Sizes of schedule spaces adopted by AutoTVM [10].

factors of a loop with extent 10 only include 1, 2, 5, and 10. As a result, the space constructed by these frameworks with loop-oriented scheduling depends on the input shapes of the target workload. We name this category of schedule space as *input-centric schedule space*. We observe two challenges with input-centric schedule space. (1) The schedule space size grows exponentially along with the number of input size factors. Figure 7 shows the number of schedules for each convolution in ResNet-50 [19]. There are up to  $10^8$  schedules to search for a single convolutional layer. (2) The schedule space might not include the schedule with optimal performance as non-perfect tile sizes are not considered. An extreme example is that both Ansor and AutoTVM fail to find a valid schedule for matrix multiplication with  $M=N=K=2039$  because 2039 is a prime number.

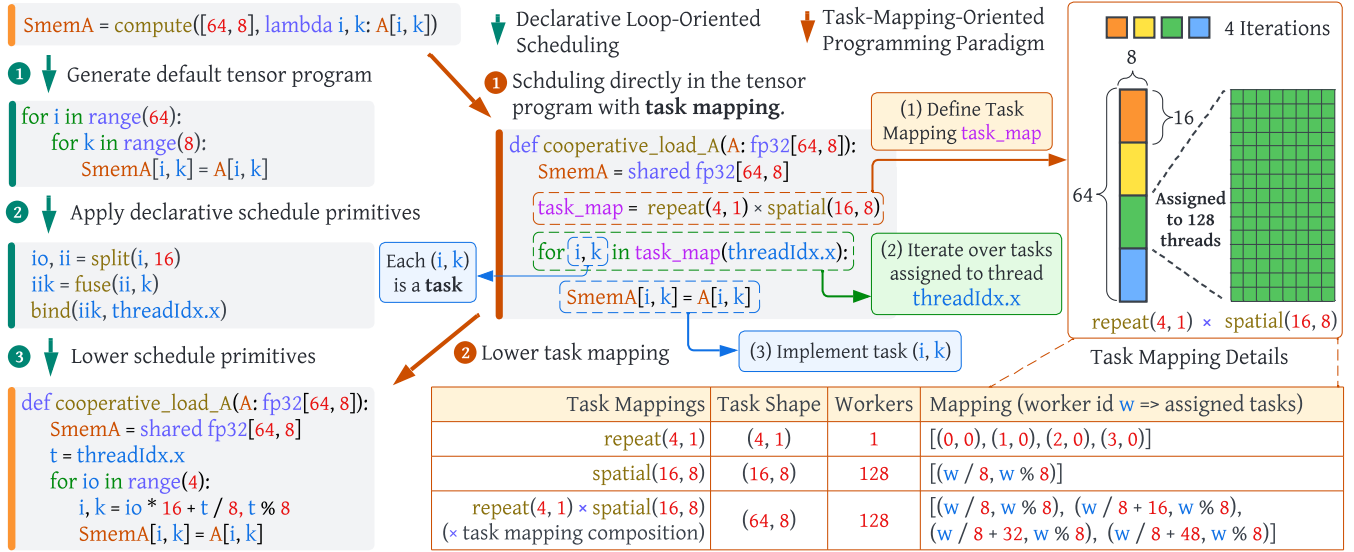
To address the first challenge, the state-of-the-art schedulers [10, 47] employ a cost model to predict the performance of schedules and use genetic evolution search to increase the search efficiency. However, the search process still requires about half an hour to tune a single operator, resulting in 8 to 15 hours to tune an Inception V3 model [39]. Long tuning time prevents existing schedulers from optimizing DNNs with graph-level optimizations [23, 29] and upper-level applications such as neural architecture search [50]. Both of them need the latency of a kernel to guide their optimization and network searching within a short amount of tuning time.

## 4 KEY IDEAS

To address the challenges mentioned above, we propose a new programming paradigm for tensor programs – *task-mapping-oriented programming paradigm*. This paradigm embeds the scheduling into the tensor program and allows more optimizations compared with the existing declarative style of scheduling. We also propose *post-scheduling fusion* to simplify sub-graph scheduling by automatically fusing surrounding operators to the operator with *scheduled* tensor program. The proposed paradigm also enables efficient partial tiling (tile size is not required to divide loop extent) to tune the tensor program in a small *hardware-centric schedule space* and significantly reduces the tuning time.

### 4.1 Task-Mapping-Oriented Programming Paradigm

Loop-oriented scheduling manipulates a tensor program through *declarative* loop-oriented scheduling primitives to simplify the tensor programming, but at the same time prevents fine-grained manipulations and optimizations.



**Figure 8: Scheduling the cooperative loading with declarative loop-oriented scheduling and task-mapping-oriented programming paradigm.** In declarative loop-oriented scheduling, developers apply a series declarative scheduling primitives to an automatically generated program to transform the tensor program into a more efficient one. Instead of employing declarative primitives, task-mapping-oriented programming paradigm allows developers to directly embed the scheduling in the tensor program, and enables a larger spectrum of optimizations compared with loop-oriented scheduling.

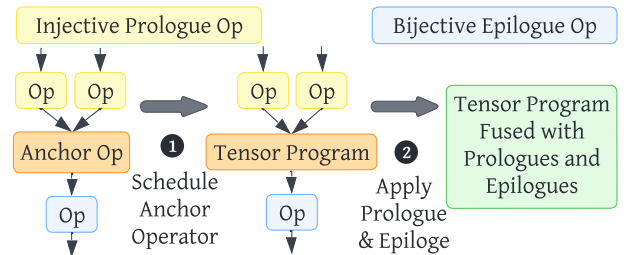
We observe that the goal of loop-oriented scheduling primitives is either to (1) assign the computations to parallel processing units (e.g., threads), or (2) specify the execution order of the computations assigned to each processing unit. Figure 8 shows the cooperative loading of the matrix A in the matrix multiplication as an example (we omitted the block offset and only show the loading of the matrix A for simplicity). In this example, loop-oriented scheduling applies three primitives (i.e., loop split, fuse, and bind) to assign the loading tasks of 512 (64x8) elements to 128 threads and each thread loads 4 elements in order.

Instead of scheduling through applying declarative primitives, we propose to embed the scheduling into tensor programs and use dedicated mappings, called *task mappings*, to define the computations assignment and ordering directly in the program. We use the example in Figure 8 to demonstrate how to use task mapping to fulfill the desired scheduling. In **step (1)**, a task mapping is first defined, which assigns 64x8 tasks to 128 threads. Then, in **step (2)**, each task (i, k) assigned to a thread is iterated by calling the task mapping with thread index threadIdx.x. Finally, in **step (3)**, the task is implemented using its index (i, k). The three steps decouple the task assignment and the implementation of every single task, greatly simplifying tensor program developments. Compared with declarative loop-oriented scheduling, it schedules directly in the tensor program and allows more fine-grained optimizations. Besides this, it also allows developers to fall back on some dimensions to traditional loops to implement optimizations such as double buffering [25]. Since the task mapping is the key component used in the three steps, we name our new approach – a *task-mapping-oriented programming paradigm*.

The task mapping defined in step (1) is derived from *task mapping composition* of two basic task mappings (i.e., repeat(4, 1) and spatial(16, 8)). The table in Figure 8 gives the details of all appeared task mappings. The formal definition of task mapping and its composition are given in Section 5.1.

The proposed paradigm simplifies tensor program development without sacrificing the optimization expressiveness. Beyond the scheduling of a single operator, it is also important to schedule a fused sub-graph as operator fusion could greatly reduce the memory traffic to accelerate the end-to-end DNN execution [9, 16, 23].

## 4.2 Post-Scheduling Fusion



**Figure 9: Two steps in post-scheduling fusion.**

We propose to decompose the scheduling of fused sub-graph into two steps, as shown in Figure 9. In **step ①**, we select the anchor operator as TVM [9] does, but only schedule the anchor operator alone. In **step ②**, we fuse the surrounding operators to the *scheduled* tensor program of the anchor operator automatically. With this

decoupling, the scheduling of anchor operator does not need to consider the whole sub-graph, which greatly reduces the engineering efforts required to design schedule template for sub-graph compared with AutoTVM [10]. We call this approach *post-scheduling fusion*.

In post-scheduling fusion, the anchor operator can be fused with operators before (as prologue) and after (as epilogue) it. We decide if an operator is fusible based on its characteristics. If an operator has no reduction computation, it is defined as *injective* and qualified as prologue operator. If an operator is injective and each element in the input tensor contributes to a single element in the output tensor, it is defined as *bijective* and qualified as epilogue operator. For example, all elementwise operators (e.g., addition, ReLU [3]) and transform operators (e.g., reshape, transpose) are bijective operators and are qualified as both prologue and epilogue operators.

With post-scheduling fusion, we can concentrate on the scheduling of a single operator while supporting flexible and effective fusion.

### 4.3 Hardware-Centric Scheduling Space

Existing state-of-the-art schedulers [10, 47] adopt the input-centric schedule space discussed in Section 3.3, in which the schedule chooses the proper factors of loop extent as the split or tile factors, which makes the schedule space unscalable and fails to cover the optimal performance derived from tile sizes that are not proper factors of loop extents. In addition to constructing a schedule space based on input sizes, another approach is to design the schedule space based on hardware, named *hardware-centric schedule space*. Hardware-centric schedule space decouples the schedule space from the input size by employing predicated loading (i.e., protecting the data loading by checking if the accessing indices are in bounds), and is widely used by kernel libraries [11, 20, 25].

With the proposed paradigm, we can provide a small but efficient hardware-centric schedule space. Since the tile factors are based on hardware resources (e.g., 64x64, 128x64, 16x32, etc), hardware-centric schedule spaces are orders of magnitude smaller than input-centric schedule spaces. For example, the schedule space we adopted for matrix multiplication contains less than 200 schedules, which is on average  $10^5 \times$  smaller than a typical schedule space in AutoTVM [10]. Simply enumerating all schedules would be enough and can be done within one minute in Hidet.

## 5 HIDET: SYSTEM DESIGN

With the above key ideas, we design and implement a DNN compiler, named **Hidet**. Figure 10 shows the overall design. Hidet firstly ① imports a deep neural network from a widely used framework (e.g., PyTorch [32]) or a model file in ONNX [5] format, and then ② performs graph-level optimizations, such as constant folding and partition of fusible sub-graphs. After graph-level optimizations, each anchor operator in the fusible sub-graphs is lowered for scheduling. In Hidet, we ③ schedule the operator with task-mapping-oriented programming paradigm (Section 5.1) into a tensor program and tune the schedule in hardware-centric schedule space. Then, in step ④, the post-scheduling fusion (Section 5.2) is applied to fuse the scheduled tensor program of the anchor operator with its

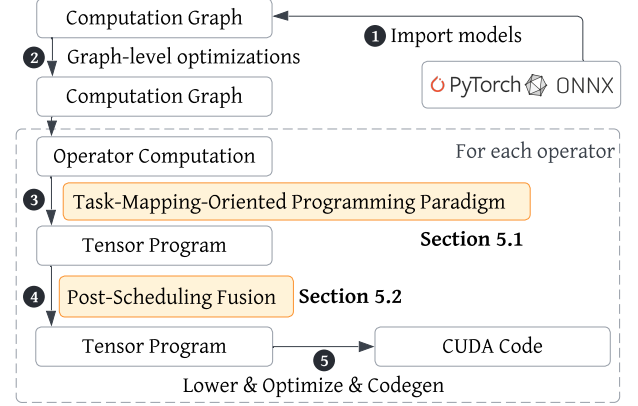


Figure 10: Overall Design of Hidet.

surrounding operators automatically. ⑤ Finally, the tensor program will be lowered to a CUDA kernel.

### 5.1 Task-Mapping-Oriented Programming Paradigm

One key challenge when optimizing tensor programs for a certain device with parallel processing units (e.g., modern CPUs, GPUs, and TPUs) is how to assign the independent (sub) tasks to the parallel processing units. Using cooperative loading in Figure 8 as an example, when loading the fragment of matrix A with shape 64x8 from global memory to shared memory, the 512 tasks are assigned to the 128 threads in a thread block, and each thread is assigned with 4 loading tasks. In this example, tasks are assigned to parallel processing units, called *workers*, and the tasks assigned to each worker will be executed in a specific order. In this section, we will first formalize the task assignment and ordering as *task mapping*, then introduce a binary operator on task mappings to compose task mappings, and finally discuss the scheduling based on task mappings.

**5.1.1 Task Mapping.** Formally, we define a *worker set*  $W_n$  to be a set containing worker IDs from 0 to  $n - 1$  ( $n$  is the number of workers):

$$W_n = \{0, 1, \dots, n - 1\}.$$

We also define a task domain  $T$  as

$$T = \{(t_0, t_1, \dots, t_{m-1}) \mid 0 \leq t_i < d_i, t_i \in \mathbb{Z}\},$$

to represent all tasks we are interested in, where  $m$  is the dimension of the task domain. Then, a *task mapping*  $f$  is defined as a function that maps each worker in the worker set to a list of tasks in the task domain, that is

$$f(w) = [t^{(0)}, t^{(1)}, \dots, t^{(q-1)}].$$

where  $w \in W$  and  $t^{(i)} \in T$ . We call  $\mathbf{d} = (d_0, d_1, \dots, d_{m-1})$  the *task shape* of the task mapping.

We find two basic task mappings that are very useful. The repeat( $d_1, \dots, d_m$ ) task mapping maps a grid of tasks ( $d_1, \dots, d_m$ ) to a single worker while the spatial( $d_1, \dots, d_m$ ) task mapping maps a grid of tasks ( $d_1, \dots, d_m$ ) to the same number of workers and each worker only works on a single task. Besides these basic mappings,

Hidet also allows developers to define custom task mappings by specifying the task shape, number of workers, and the mapping function. Though all examples are in 2-dimension, the task mapping can have an arbitrary number of task shape dimensions.

**5.1.2 Task Mapping Composition.** In the example of cooperative loading, we can observe a hierarchical structure. The  $64 \times 8 = 512$  tasks can be partitioned into 4 groups of tasks and each group contains  $16 \times 8 = 128$  tasks. The 128 tasks in each group are executed by 128 threads. If we take each task group as a macro-task and the 128 threads as a macro-worker, then task-mapping of the macro-tasks to macro-workers is a task mapping that maps 4 tasks to a single worker, denoted by  $\text{repeat}(4, 1)$ . This example demonstrates that all the tasks in a task mapping can be treated entirely as a single task and all the workers can be treated entirely as a single worker in another task mapping to create a *composed* task mapping.

We formalize this idea as follows. Let  $f_1, f_2$  be two task mappings with the same task domain dimension. Let  $n_1, n_2$  be the number of workers and  $d_1, d_2$  be the task shapes of the two task mappings. We define  $f_3$  be the *composed task mapping* of  $f_1$  and  $f_2$  that has  $n_1 n_2$  workers and task shape  $d_3 = d_1 \odot d_2$ .<sup>5</sup> The mapping function is defined as

$$f_3(w) = [t_1 \odot d_2 + t_2 \mid t_1 \in f_1(\lfloor w/n_2 \rfloor), t_2 \in f_2(w \% n_2)].$$

The task mapping composition is denoted as  $f_3 = f_1 \circ f_2$ . Task composition is associative, that is

$$(f_1 \circ f_2) \circ f_3 = f_1 \circ (f_2 \circ f_3),$$

holds for arbitrary task mappings  $f_1, f_2, f_3$ .

Task mapping composition is a powerful tool to construct new task mappings. For example, if we want to execute a grid of task  $(m, n)$  with a single worker in column-major order, we can construct this task mapping with  $\text{repeat}(1, n) * \text{repeat}(m, 1)$ . We can also compose more than two task mappings together. Task mapping  $\text{spatial}(4, 2) * \text{repeat}(2, 2) * \text{spatial}(4, 8) * \text{repeat}(4, 4)$  is used in matrix multiplication with CUDA Core [31]. They correspond to the warps in a block ( $2 \times 4$ ), the number of repeats for each warp ( $2 \times 2$ ), the layout of threads in a warp ( $4 \times 8$ ), and the number of C elements each thread works on ( $4 \times 4$ ), respectively.

Task mappings and their composition could greatly simplify the tensor program writing as it employs dedicated mappings to define the task assignment and ordering, and free developers from writing complex loops and index calculation to achieve the same goal. We call the tensor program writing paradigm based on task mappings as *task-mapping-oriented programming paradigm* for tensor programs.

**5.1.3 Scheduling Mechanisms.** Based on the paradigm, we further implement two scheduling mechanisms in Hidet: *template-based scheduling* and *rule-based scheduling*. Inspired by Ansor [47] and Halide-AutoScheduler [2], rule-based scheduling directly generates the tensor program from one operator’s computation definition, without any extra engineering efforts and is used for the majority of operators in Hidet. On the other hand, the rule-based scheduling might not be able to generate an efficient-enough tensor program for key operators such as matrix multiplication. Inspired by AutoTVM [10], we also allow developers to provide a tensor

program template to support efficient scheduling of these operators. Figure 11 illustrates the two scheduling mechanisms.

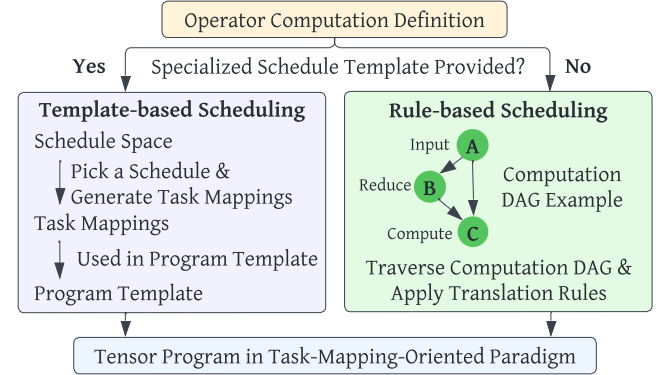


Figure 11: Two Scheduling Mechanisms in Hidet.

**Rule-based Scheduling** generates the tensor program given the computation definition automatically. It traverses the computation definition in the form of a directed acyclic graph (DAG) and applies pre-defined rules to translate each node in the DAG into a part of the final tensor program. Because this mechanism does not require developers to write a dedicated schedule template, it is widely used in Hidet for the operators that do not include reduction, such as reshape, transpose, slice, and all element-wise arithmetic operators. On the other hand, for operators demanding extreme optimizations like matrix multiplication, we use another scheduling mechanism, named *template-based scheduling*.

**Template-based Scheduling** schedules the operator with the given template. A schedule template is a tensor program written with parameterized task mappings. Each schedule template is equipped with a schedule space containing a collection of available parameters for the parameterized task mappings, and the template can be instantiated with an arbitrary choice from the schedule space. During scheduling, Hidet first enumerates the schedule choice from the schedule space. Then the schedule choice is used to create the task mappings for the given program template. Finally, Hidet instantiates the template into a tensor program and measures its performance. The schedule with the best performance is used. We refer to the process as *tuning*.

## 5.2 Post-Scheduling Fusion

To alleviate the complexity of scheduling sub-graph as in AutoTVM, we propose to decouple the sub-graph scheduling into two stages: (1) scheduling the anchor operator and (2) fusing the scheduled tensor program with surrounding operators. The decoupling allows developers to focus on the scheduling of the anchor operator instead of the whole sub-graph, and automates the fusion of the scheduled tensor program with other operators in the sub-graph. During tuning, the performance of fused tensor programs will be used as the target to maximize, thus the decoupling does not hurt the final performance.

Figure 12 shows an example of post-scheduling fusion. In step ①, during the graph-level optimization stage, a pass partitions the

<sup>5</sup>We use  $\odot$  to denote the element-wise multiplication.



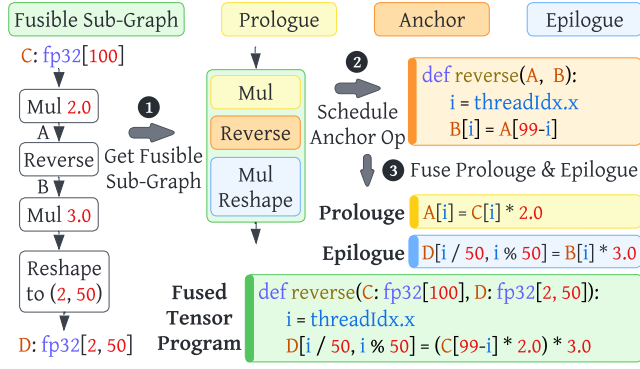


Figure 12: Example of Post-Scheduling Fusion.

computation graph into sub-graphs. Given the sub-graph, in step ②, a selected anchor operator will be scheduled into a tensor program with one of the scheduling mechanisms in Section 5.1.3. Finally, in step ③, the remaining operators will be fused into the scheduled program. These operators are classified into two categories: prologue operators for each input tensor and epilogue operators for each output tensor. Each prologue operator defines how each element access for the input tensor is computed, and the epilogue operator defines how the output tensor elements are furthermore computed and stored in the output of the fused operator. In this example, the access of  $A[99 - i]$  will be replaced by  $C[99 - i] * 2.0$ , and the  $i$ -th element of output tensor is furthermore computed (i.e., multiply by 3.0) and stored to the fused output tensor  $D$  with indices  $(i / 50, i \% 50)$ .

The post-scheduling fusion simplifies the operator fusion. Another advantage is the reuse of existing highly optimized operators (e.g., matrix multiplication) to support new operators (e.g., convolution). In Hidet, we can implement the convolution operators as four operators with `img2col` algorithm [8], one of which is matrix multiplication and the other three are simple transform operators. With post-scheduling fusion, we fuse the other three operators into a matrix multiplication and reuse all optimizations (e.g., parallel reduction on  $k$  dimension [25]) for matrix multiplications to convolutions.

## 6 EVALUATION

**Implementation.** We implement Hidet from scratch with ~20K lines of code in Python and C++. Two levels of IR are used in Hidet: graph-level IR to represent the computation graph of DNN models and tensor-level IR to represent tensor programs with schedules. Hidet lowers the tensor program written with task mappings to CUDA C code and compiles it with the CUDA compiler. Notably, we only implement two efficient schedule templates for matrix multiplication and reduction operators (e.g., sum reduction) to cover all operators in evaluated models. Most operators are either scheduled by the rule-based scheduling mechanism, or converted to matrix multiplication to reuse existing templates (e.g., convolutions).

**Platform.** We conduct experiments on a server equipped with a 16-core Intel i9-12900K CPU (with hyper-threading enabled), 64 GiB DRAM, and one NVIDIA RTX 3090 GPU with NVIDIA driver 510.73.08 and CUDA 11.6.

**Workloads.** We benchmark on a wide range of representative networks to demonstrate the optimization generality of Hidet. ResNet-50 [19] is one of the most-commonly used CNNs for image classification. Inception-V3 [39] is a CNN that employs multiple paths of convolutions with different kernel sizes. MobileNet-V2 [36] is a light-weight CNN based on separable convolutions. Bert [15] is a widely-used transformer-based natural language processing (NLP) model. GPT-2 [33] is an NLP model targeting sequence-to-sequence tasks such as natural language translation and question answering.

### 6.1 End-to-end Evaluation

We evaluate all workloads on Hidet against PyTorch [32] 1.11, Onnx Runtime [14] 1.11.1, AutoTVM [10], and Anso [47] in TVM [9] 0.9.dev with commit c07a46327. PyTorch is a widely used DNN framework. Onnx Runtime is a high-performance inference engine. Both of them leverage high performance kernel libraries `cuDNN` [11] and `cuBLAS` [20]. AutoTVM and Anso are two state-of-the-art schedulers based on loop-oriented scheduling and input-centric tuning spaces. We set the number of tuning trials in AutoTVM and Anso to 1000 and 800, respectively, as suggested in official documents.

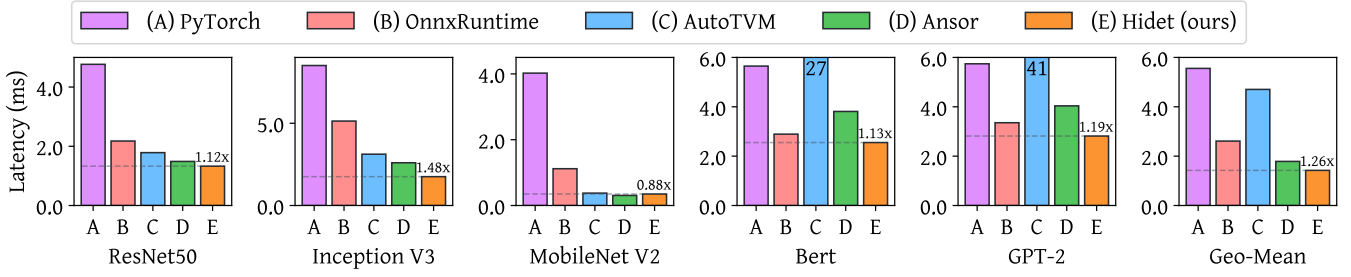
**Performance.** Figure 13 shows the results of end to end inference latency with single batch. Hidet outperforms all baselines on most models by up to 1.48×, and on average by 1.22×. This is because Hidet is able to automatically fuse sub-graph, tune the schedule for given input size (vs. PyTorch and Onnx Runtime), and express more optimizations such as double buffering [25] (vs. AutoTVM and Anso). One exception is Anso on MobileNetV2, as Anso could find a better schedule for depthwise convolutions. We can implement similar schedules in Hidet, and we leave such implementations to future work. In addition, we note that AutoTVM performs worse on Bert and GPT-2 (27ms and 41ms). This is because AutoTVM’s schedule templates for workloads in these two models lack optimizations.

**Tuning Cost.** We compare the tuning cost (i.e., elapsed time for tuning) of AutoTVM, Anso, and Hidet in Figure 14. Hidet reduces the tuning cost by 11× and 20× compared with Anso and AutoTVM, respectively. This is because Hidet adopts a small (e.g., 180 schedules in matrix multiplication) but efficient schedule space with the proposed paradigm. As a result, Hidet only needs minutes to exhaustively enumerate all candidates. On the other hand, AutoTVM [10] and Anso [47] adopt schedule spaces with  $10^5$  to  $10^8$  candidates, which prevents them from finding the optimal schedule in their space in a short time. Note that although AutoTVM only spends 2 minutes for Bert and GPT-2 due to their small schedule spaces with less than 20 schedules, the schedule spaces are ineffective and can not achieve competitive performance (Figure 13).

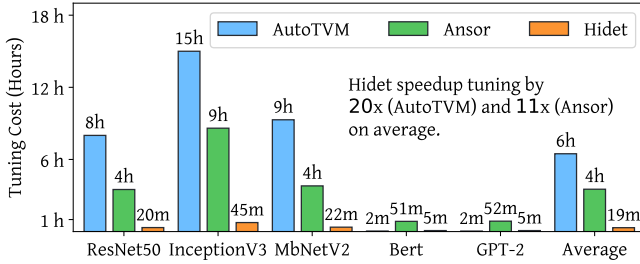
### 6.2 Case Studies

In this subsection, we conduct several case studies to further demystify the effectiveness of Hidet.

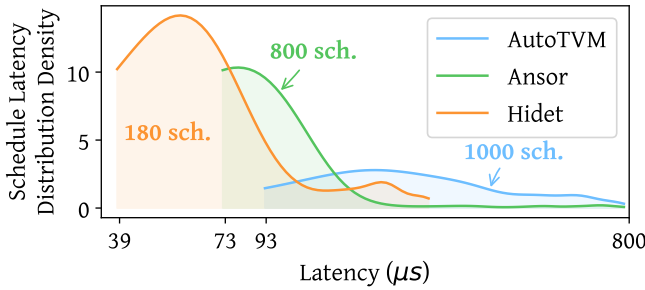
**6.2.1 Schedule Space Comparison.** To compare the efficiency of three schedule spaces adopted by AutoTVM, Anso, and Hidet, we depict the latency distribution of schedules in the three schedule spaces in Figure 15. The benchmark workload is a convolution in



**Figure 13: End-to-end comparison between state-of-the-art DNN inference frameworks and compilers with Hidet.**



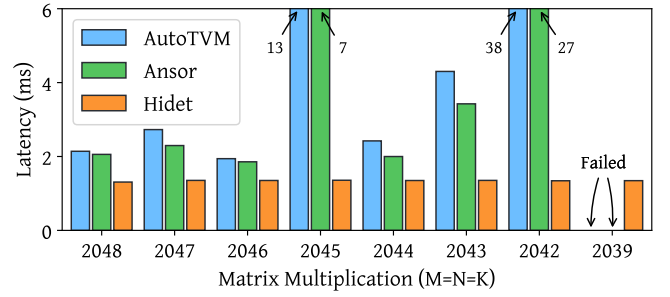
**Figure 14: Tuning cost of AutoTVM, Ansor, and Hidet.**



**Figure 15: Schedule latency distribution of schedule spaces from AutoTVM, Ansor, and Hidet. X-axis is in log scale.**

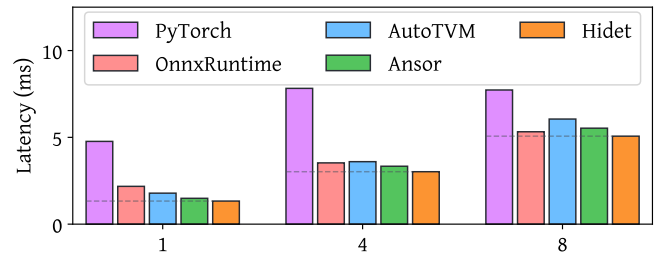
ResNet50 with input image size 28x28, input channels 256, kernel size 3, padding 1, and stride 2. Because the schedule spaces of AutoTVM and Ansor are too large, we take the 1000 and 800 schedules from the tuning process of AutoTVM and Ansor, respectively, and compare them with the entire space with only 180 schedules in Hidet. The figure shows that most schedules covered by Hidet schedule space have superior performance (latency  $< 73\mu s$ ) than those in spaces adopted by AutoTVM and Ansor thanks to the better expressiveness of the proposed paradigm.

**6.2.2 Performance Sensitivity over Input Sizes.** The quality of the final schedule derived from AutoTVM and Ansor is sensitive to the input size due to their input-centric schedule spaces. Even a small change in the input size would result in a large performance difference. To compare the performance sensitivity over input sizes, we benchmark matrix multiplications with consecutive input sizes. Figure 16 shows that the performance of AutoTVM and Ansor fluctuates significantly. Even worse, for a prime number input size (e.g., 2039), both schedulers failed to find a valid schedule. On the other



**Figure 16: Comparison of AutoTVM, Ansor, and Hidet on matrix multiplication with consecutive input sizes.**

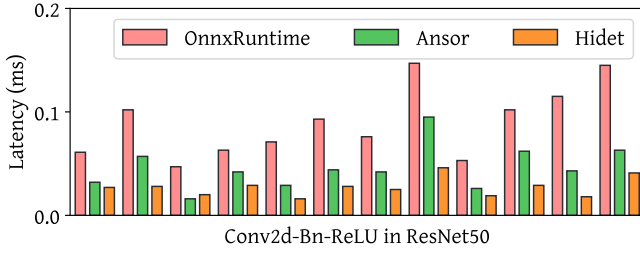
hand, with the hardware-centric schedule space, Hidet achieves consistent performance on these input sizes.



**Figure 17: Comparison on batch size 1, 4, and 8 of ResNet50.**

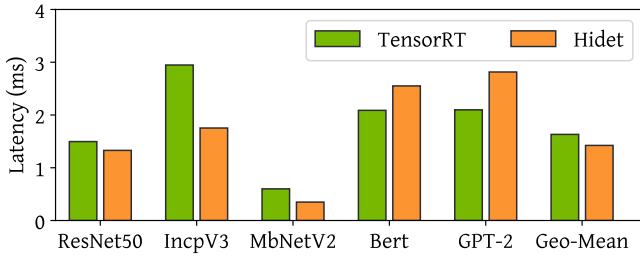
**6.2.3 Evaluation on Different Batch Sizes.** Figure 17 depicts the latency of ResNet50 with different batch sizes. When batch size is small (1 and 4), AutoTVM and Ansor outperform Onnx Runtime as they can find schedules that utilize the GPU computation resources well (e.g., enough thread blocks to saturate all SMs), while kernel libraries do not. At larger batch sizes (e.g., 8), we observe that although AutoTVM and Ansor can still find schedules that saturate all SMs, they cannot outperform Onnx Runtime, because the latency of each thread block is longer than Onnx Runtime's, due to the lack of important optimizations such as double buffering [25]. On the other hand, Hidet outperforms all of them as Hidet could perform well on both aspects.

**6.2.4 Post-Scheduling Fusion Evaluation.** With post-scheduling fusion, we can implement an operator with a highly optimized schedule template, and composite new operators with pre-implemented,



**Figure 18: Comparison of Onnx Runtime, Ansor, and Hidet on the Conv2d-Bn-ReLU sub-graphs in ResNet50.**

highly optimized operators to save engineering efforts. For example, in Hidet, we implement convolution through matrix multiplication, namely implicit general matrix multiplication (GEMM) convolution, which is also known as `img2col` [8] algorithm. With post-scheduling fusion, we are able to fuse the additional required operators in `img2col` into the matrix multiplication automatically and reuse the optimizations we implemented for it (e.g., parallel reduction on `k` dimension [25]). The implicit GEMM convolution with parallel `k` reduction allows Hidet’s generated kernels to saturate the GPU computation resources and outperforms the existing kernel libraries and DNN compilers. Figure 18 shows the performance of the Conv-Bn-ReLU sub-graphs in ResNet50 among Onnx Runtime, Ansor, and Hidet. Hidet outperforms Onnx Runtime and Ansor on most convolutions as the convolution can also parallelize on the reduction dimensions (e.g., input channels, and kernel sizes).



**Figure 19: Comparison of TensorRT and Hidet.**

**6.2.5 Comparison with TensorRT.** We also compare Hidet with TensorRT [21] 8.4.1.5, a high-performance deep learning inference engine provided by NVIDIA. TensorRT applied both graph-level and operator-level optimizations. Figure 19 shows the comparison of TensorRT and Hidet. Hidet outperforms TensorRT on the three CNNs because Hidet is able to tune for the given input sizes and fuse operators automatically according to their mathematical definition. On the other hand, TensorRT outperforms Hidet on the transformer [43] networks such as Bert and GPT-2. Since TensorRT is close-sourced, we speculate, by interpreting its optimization log, that TensorRT recognizes self-attention layers in transformer models and applies dedicated optimizations due to the popularity of these models. On the other hand, Hidet only has two schedule templates to cover all operators in benchmarked networks.

## 7 RELATED WORKS

Many existing deep learning compilers adopt loop-oriented scheduling primitives [9, 34] and establish auto-tuning frameworks on top of them [2, 10, 42, 44–49] with input-centric schedule spaces. In contrast, Hidet leverages task-mapping-oriented programming paradigm with hardware-centric schedule spaces, so that it is able to achieve better performance with much shorter tuning time.

In addition to loop-oriented scheduling, there are more approaches to optimize a tensor program. Deep learning frameworks such as PyTorch [32] and TensorFlow [1] leverage off-the-shelf kernel libraries (e.g., cuDNN [11] and cuBLAS [20]) as well as hand-crafted kernels to cover widely used operators. CUTLASS [25] is an open C++ template library with efficient matrix multiplication kernel on CUDA. Unlike Hidet that has seamless support for efficient fusion and auto-tuning, those libraries require large amount of engineering efforts and nontrivial expertise to integrate important optimizations to be performant on each hardware platform. TVM community also noticed the limited expressiveness problem of existing declarative loop-oriented scheduling mechanism. TensorIR [17], a concurrent work with Hidet, is recently proposed to allow developers to directly write tensor programs instead of applying a series of declarative primitives to the auto-generated tensor program. The difference is that TensorIR adopts a hybrid style of scheduling that allows developers to manipulate the tensor program with loop transform primitives on hand-crafted tensor programs, while Hidet uses task mapping for scheduling.

Moreover, Tensorflow-XLA [35] is a domain-specific compiler for linear algebra. FreeTensor [40] is a domain-specific language that supports irregular tensor programs. Besides optimizing each single operator for DNN inference, Rammer [30] and IOS [16] propose to parallelize independent operators in a network, and TASO [23] applies auto-generated rewriting rules to optimize DNN in graph level. These graph-level optimizations are orthogonal to Hidet, and can be used to enhance the graph-level optimizations of Hidet.

## 8 CONCLUSION

We observe that the state-of-the-art DNN compilers based on loop-oriented scheduling cannot express important optimizations that require fine-grained manipulation of the tensor program. To address this limitation, we propose task-mapping-oriented programming paradigm, a new paradigm to write and schedule tensor programs that simplifies tensor program writing and scheduling without sacrificing the ability to express optimizations as in kernel libraries. Based on this paradigm, we implemented a new DNN inference framework called Hidet. Experiments show that Hidet achieves up to 1.48× speedup (1.22× on average), compared with state-of-the-art DNN inference frameworks (e.g., Onnx Runtime) and compilers (e.g., TVM equipped with AutoTVM and Ansor). Hidet also reduces 11× tuning cost compared with Ansor.

## ACKNOWLEDGEMENT

We would like to thank the members of EcoSystem research laboratory in University of Toronto for their feedback on the early manuscript, and special thanks to Xingyang Song, Christina Gianoula, Anand Jayarajan, and Jiacheng Yang. This paper was supported by the Canada Foundation for Innovation JELF grant, NSERC

Discovery grant, AWS Machine Learning Research Award, Facebook Faculty Research Award, Google Scholar Research Award and VMware Early Career Faculty Grant.

## REFERENCES

- [1] Martin Abadi, Ashish Agarwal, Paul Barham, Eugene Brevdo, Zhifeng Chen, Craig Citro, Greg S. Corrado, Andy Davis, Jeffrey Dean, Matthieu Devin, Sanjay Ghemawat, Ian Goodfellow, Andrew Harp, Geoffrey Irving, Michael Isard, Yangqing Jia, Rafal Jozefowicz, Lukasz Kaiser, Manjunath Kudlur, Josh Levenberg, Dandelion Mané, Rajat Monga, Sherry Moore, Derek Murray, Chris Olah, Mike Schuster, Jonathon Shlens, Benoit Steiner, Ilya Sutskever, Kunal Talwar, Paul Tucker, Vincent Vanhoucke, Vijay Vasudevan, Fernanda Viégas, Oriol Vinyals, Pete Warden, Martin Wattenberg, Martin Wicke, Yuan Yu, and Xiaoqiang Zheng. TensorFlow: Large-scale machine learning on heterogeneous systems, 2015. Software available from tensorflow.org.
- [2] Andrew Adams, Karima Ma, Luke Anderson, Riyadh Baghdadi, Tzu-Mao Li, Michaël Gharbi, Benoit Steiner, Steven Johnson, Kayvon Fatahalian, Frédéric Durand, and Jonathan Ragan-Kelley. Learning to optimize halide with tree search and random programs. *ACM Trans. Graph.*, 38(4), jul 2019.
- [3] Abien Fred Agarap. Deep learning using rectified linear units (relu). *ArXiv*, abs/1803.08375, 2018.
- [4] Riyadh Baghdadi, Jessica Ray, Malek Ben Romdhane, Emanuele Del Sozzo, Abdurrahman Akkas, Yunming Zhang, Patricia Suriana, Shoaib Kamil, and Saman Amarasinghe. Tiramisu: A polyhedral compiler for expressing fast and portable code. In *Proceedings of the 2019 IEEE/ACM International Symposium on Code Generation and Optimization*, CGO 2019, page 193–205. IEEE Press, 2019.
- [5] Junjie Bai, Fang Lu, Ke Zhang, et al. Onnx: Open neural network exchange. <https://github.com/onnx/onnx>, 2019.
- [6] Michael Bauer, Henry Cook, and Bruce Khailany. Cudadma: Optimizing gpu memory bandwidth via warp specialization. In *SC '11: Proceedings of 2011 International Conference for High Performance Computing, Networking, Storage and Analysis*, pages 1–11, 2011.
- [7] Louis Bavoil. Optimizing compute shaders for l2 locality using thread-group id swizzling, 2020.
- [8] Kumar Chellapilla, Sidd Puri, and Patrice Simard. High performance convolutional neural networks for document processing. In *Tenth international workshop on frontiers in handwriting recognition*. Suvisoft, 2006.
- [9] Tianqi Chen, Thierry Moreau, Ziheng Jiang, Lianmin Zheng, Eddie Q. Yan, Haichen Shen, Meghan Cowan, Leyuan Wang, Yuwei Hu, Luis Ceze, Carlos Guestrin, and Arvind Krishnamurthy. Tvm: An automated end-to-end optimizing compiler for deep learning. In *OSDI*, 2018.
- [10] Tianqi Chen, Lianmin Zheng, Eddie Yan, Ziheng Jiang, Thierry Moreau, Luis Ceze, Carlos Guestrin, and Arvind Krishnamurthy. Learning to optimize tensor programs. In *Advances in Neural Information Processing Systems*, pages 3389–3400, 2018.
- [11] Sharan Chetlur, Cliff Woolley, Philippe Vandermersch, Jonathan M. Cohen, John Tran, Bryan Catanzaro, and Evan Shelhamer. cudnn: Efficient primitives for deep learning. *ArXiv*, abs/1410.0759, 2014.
- [12] Jack Choquette, Wishwesh Gandhi, Olivier Giroux, Nick Stam, and Ronny Krashinsky. Nvidia a100 tensor core gpu: Performance and innovation. *IEEE Micro*, 41(2):29–35, 2021.
- [13] Marius Cordts, Mohamed Omran, Sebastian Ramos, Timo Rehfeld, Markus Endzweil, Rodrigo Benenson, Uwe Franke, Stefan Roth, and Bernt Schiele. The cityscapes dataset for semantic urban scene understanding. In *Proceedings of the IEEE conference on computer vision and pattern recognition*, pages 3213–3223, 2016.
- [14] ONNX Runtime developers. Onnx runtime. <https://onnxruntime.ai/>, 2021. Version: 1.11.1.
- [15] Jacob Devlin, Ming-Wei Chang, Kenton Lee, and Kristina Toutanova. BERT: pre-training of deep bidirectional transformers for language understanding. *CoRR*, abs/1810.04805, 2018.
- [16] Yaoyao Ding, Ligeng Zhu, Zhihao Jia, Gennady Pekhimenko, and Song Han. Ios: Inter-operator scheduler for cnn acceleration. *Proceedings of Machine Learning and Systems*, 3:167–180, 2021.
- [17] Siyuan Feng, Bohan Hou, Hongyi Jin, Wuwei Lin, Junru Shao, Ruihang Lai, Zihao Ye, Lianmin Zheng, Cody Hao Yu, Yong Yu, and Tianqi Chen. Tensorir: An abstraction for automatic tensorized program optimization, 2022.
- [18] Guin Gilman, Samuel S. Ogden, Tian Guo, and Robert J. Walls. Demystifying the placement policies of the nvidia gpu thread block scheduler for concurrent kernels. *SIGMETRICS Perform. Eval. Rev.*, 48(3):81–88, mar 2021.
- [19] Kaiming He, Xiangyu Zhang, Shaoqing Ren, and Jian Sun. Deep residual learning for image recognition. In *Proceedings of the IEEE conference on computer vision and pattern recognition*, pages 770–778, 2016.
- [20] NVIDIA Inc. Basic linear algebra on nvidia gpus.
- [21] NVIDIA Inc. Nvidia tensorrt.
- [22] NVIDIA Inc. Parallel thread execution isa.
- [23] Zhihao Jia, Oded Padon, James Thomas, Todd Warszawski, Matei Zaharia, and Alex Aiken. Taso: optimizing deep learning computation with automatic generation of graph substitutions. In *Proceedings of the 27th ACM Symposium on Operating Systems Principles*, pages 47–62, 2019.
- [24] Norman P. Jouppi, Cliff Young, Nishant Patil, David Patterson, Gaurav Agrawal, Raminder Bajwa, Sarah Bates, Suresh Bhatia, Nan Boden, Al Borchers, Rick Boyle, Pierre-luc Cantin, Clifford Chao, Chris Clark, Jeremy Coriell, Mike Daley, Matt Dau, Jeffrey Dean, Ben Gelb, Tara Vazir Ghaemmaghami, Rajendra Gottipati, William Gulland, Robert Hagmann, C. Richard Ho, Doug Hogberg, John Hu, Robert Hundt, Dan Hurt, Julian Ibarz, Aaron Jaffey, Alek Jaworski, Alexander Kaplan, Harshit Khaitan, Daniel Killebrew, Andy Koch, Naveen Kumar, Steve Lacy, James Laudon, James Law, Diemthu Le, Chris Leary, Zhuyuan Liu, Kyle Lucke, Alan Lundin, Gordon MacKean, Adriana Maggiore, Maire Mahony, Kieran Miller, Rahul Nagarajan, Ravi Narayanaswami, Ray Ni, Kathy Nix, Thomas Norrie, Mark Omernick, Narayana Penukonda, Andy Phelps, Jonathan Ross, Matt Ross, Amir Salek, Emad Samadiani, Chris Severn, Gregory Sizikov, Matthew Snellman, Jed Souter, Dan Steinberg, Andy Swing, Mercedes Tan, Gregory Thorson, Bo Tian, Horia Toma, Erick Tuttle, Vijay Vasudevan, Richard Walter, Walter Wang, Eric Wilcox, and Doe Hyun Yoon. In-datacenter performance analysis of a tensor processing unit. *SIGARCH Comput. Archit. News*, 45(2):1–12, jun 2017.
- [25] Andrew Kerr, Duane Merrill, Julien Demouth, John Tran, Naila Farooqui, Markus Tavenrath, Vince Schuster, Eddie Gornish, Jerry Zheng, and Bageshri Sathe. Cullas: Cuda template library for dense linear algebra at all levels and scales, 2018.
- [26] Alex Krizhevsky, Ilya Sutskever, and Geoffrey E Hinton. Imagenet classification with deep convolutional neural networks. In *Advances in neural information processing systems*, pages 1097–1105, 2012.
- [27] Yann LeCun, Yoshua Bengio, and Geoffrey Hinton. Deep learning. *nature*, 521(7553):436–444, 2015.
- [28] Mike Lewis, Yinhan Liu, Naman Goyal, Marjan Ghazvininejad, Abdelrahman Mohamed, Omer Levy, Veselin Stoyanov, and Luke Zettlemoyer. Bart: Denoising sequence-to-sequence pre-training for natural language generation, translation, and comprehension. In *ACL*, 2020.
- [29] Yizhi Liu, Yao Wang, Ruofei Yu, Mu Li, Vin Sharma, and Yida Wang. Optimizing {CNN} model inference on {CPUs}. In *2019 USENIX Annual Technical Conference (USENIX ATC 19)*, pages 1025–1040, 2019.
- [30] Lingxiao Ma, Zhiqiang Xie, Zhi Yang, Jilong Xue, Youshan Miao, Wei Cui, Wenxiang Hu, Fan Yang, Lintao Zhang, and Lidong Zhou. RAMMER: Enabling Holistic Deep Learning Compiler Optimizations with Rtasks. USENIX Association, USA, 2020.
- [31] John Nickolls and William J. Dally. The gpu computing era. *IEEE Micro*, 30(2):56–69, 2010.
- [32] Adam Paszke, Sam Gross, Francisco Massa, Adam Lerer, James Bradbury, Gregory Chanan, Trevor Killeen, Zeming Lin, Natalia Gimelshein, Luca Antiga, Alban Desmaison, Andreas Kopf, Edward Yang, Zachary DeVito, Martin Raison, Alykhan Tejani, Sasank Chilamkurthy, Benoit Steiner, Lu Fang, Junjie Bai, and Soumith Chintala. Pytorch: An imperative style, high-performance deep learning library. In H. Wallach, H. Larochelle, A. Beygelzimer, F. d’Alché-Buc, E. Fox, and R. Garnett, editors, *Advances in Neural Information Processing Systems 32*, pages 8024–8035. Curran Associates, Inc., 2019.
- [33] Alec Radford, Jeffrey Wu, Rewon Child, David Luan, Dario Amodei, Ilya Sutskever, et al. Language models are unsupervised multitask learners. *OpenAI blog*, 1(8):9, 2019.
- [34] Jonathan Ragan-Kelley, Connelly Barnes, Andrew Adams, Sylvain Paris, Frédéric Durand, and Saman Amarasinghe. Halide: a language and compiler for optimizing parallelism, locality, and recomputation in image processing pipelines. In *Acm Sigplan Notices*, volume 48, pages 519–530. ACM, 2013.
- [35] Amit Sabne. Xla: Compiling machine learning for peak performance, 2020.
- [36] Mark Sandler, Andrew Howard, Menglong Zhu, Andrey Zhmoginov, and Liang-Chieh Chen. Mobilenetv2: Inverted residuals and linear bottlenecks. In *Proceedings of the IEEE conference on computer vision and pattern recognition*, pages 4510–4520, 2018.
- [37] Ilya Sutskever, Oriol Vinyals, and Quoc V Le. Sequence to sequence learning with neural networks. In *Advances in neural information processing systems*, pages 3104–3112, 2014.
- [38] Christian Szegedy, Wei Liu, Yangqing Jia, Pierre Sermanet, Scott Reed, Dragomir Anguelov, Dumitru Erhan, Vincent Vanhoucke, and Andrew Rabinovich. Going deeper with convolutions. In *Proceedings of the IEEE conference on computer vision and pattern recognition*, pages 1–9, 2015.
- [39] Christian Szegedy, Vincent Vanhoucke, Sergey Ioffe, Jon Shlens, and Zbigniew Wojna. Rethinking the inception architecture for computer vision. In *Proceedings of the IEEE conference on computer vision and pattern recognition*, pages 2818–2826, 2016.
- [40] Shizhi Tang, Jidong Zhai, Haojie Wang, Lin Jiang, Liyan Zheng, Zhenhao Yuan, and Chen Zhang. Freetensor: A free-form dsl with holistic optimizations for irregular tensor programs. In *Proceedings of the 43rd ACM SIGPLAN International Conference on Programming Language Design and Implementation (PLDI ’22)*, PLDI ’22, New York, NY, USA, 2022.



- [41] Aditya Ukarande, Suryakant Patidar, and Ram Rangan. Locality-aware cta scheduling for gaming applications. *ACM Trans. Archit. Code Optim.*, 19(1), dec 2021.
- [42] Nicolas Vasilache, Oleksandr Zinenko, Theodoros Theodoridis, Priya Goyal, Zach DeVito, William S. Moses, Sven Verdoolaege, Andrew Adams, and Albert Cohen. Tensor comprehensions: Framework-agnostic high-performance machine learning abstractions. *ArXiv*, abs/1802.04730, 2018.
- [43] Ashish Vaswani, Noam Shazeer, Niki Parmar, Jakob Uszkoreit, Llion Jones, Aidan N. Gomez, Lukasz Kaiser, and Illia Polosukhin. Attention is all you need. 2017.
- [44] Jian Weng, Animesh Jain, Jie Wang, Leyuan Wang, Yida Wang, and Tony Nowatzki. *UNIT: Unifying Tensorized Instruction Compilation*, page 77–89. IEEE Press, 2021.
- [45] Jiarong Xing, Leyuan Wang, Shang Zhang, Jack Chen, Ang Chen, and Yibo Zhu. Bolt: Bridging the gap between auto-tuners and hardware-native performance. In *Proceedings of Machine Learning and Systems*, volume 4, 2022.
- [46] Bojian Zheng, Ziheng Jiang, Cody Hao Yu, Haichen Shen, Joshua Fromm, Yizhi Liu, Yida Wang, Luis Ceze, Tianqi Chen, and Gennady Pekhimenko. DietCode: Automatic optimization for dynamic tensor programs. In D. Marculescu, Y. Chi, and C. Wu, editors, *Proceedings of Machine Learning and Systems*, volume 4, pages 848–863, 2022.
- [47] Lianmin Zheng, Chengfan Jia, Minmin Sun, Zhao Wu, Cody Hao Yu, Ameer Haj-Ali, Yida Wang, Jun Yang, Danyang Zhuo, Koushik Sen, Joseph E. Gonzalez, and Ion Stoica. Ansor: Generating high-performance tensor programs for deep learning. In *14th USENIX Symposium on Operating Systems Design and Implementation (OSDI 20)*, pages 863–879, 2020.
- [48] Size Zheng, Renze Chen, Anjiang Wei, Yicheng Jin, Qin Han, Liqiang Lu, Bingyang Wu, Xiuhong Li, Shengen Yan, and Yun Liang. Amos: Enabling automatic mapping for tensor computations on spatial accelerators with hardware abstraction. In *Proceedings of the 49th Annual International Symposium on Computer Architecture, ISCA '22*, page 874–887, New York, NY, USA, 2022. Association for Computing Machinery.
- [49] Size Zheng, Yun Liang, Shuo Wang, Renze Chen, and Kaiwen Sheng. Flextensor: An automatic schedule exploration and optimization framework for tensor computation on heterogeneous system. *Proceedings of the Twenty-Fifth International Conference on Architectural Support for Programming Languages and Operating Systems*, 2020.
- [50] Barret Zoph and Quoc V Le. Neural architecture search with reinforcement learning. *arXiv preprint arXiv:1611.01578*, 2016.