
MSDS: A Large-Scale Chinese Signature and Token Digit String Dataset for Handwriting Verification

Peirong Zhang

South China University of Technology
eeprzhang@mail.scut.edu.cn

Jiajia Jiang

South China University of Technology
eejiajia_jiang@mail.scut.edu.cn

Yuliang Liu

Huazhong University of Science and Technology
ylliu@hust.edu.cn

Lianwen Jin*

South China University of Technology
eelwj@scut.edu.cn

Abstract

Although online handwriting verification has made great progress recently, the verification performances are still far behind the real usage owing to the small scale of the datasets as well as the limited biometric mediums. Therefore, this paper proposes a new handwriting verification benchmark dataset named Multimodal Signature and Digit String (MSDS), which consists of two subsets: MSDS-ChS (Chinese Signatures) and MSDS-TDS (Token Digit Strings), contributed by 402 users, with 20 genuine samples and 20 skilled forgeries per user per subset. MSDS-ChS consists of handwritten Chinese signatures, which, to the best of our knowledge, is the largest publicly available Chinese signature dataset for handwriting verification, at least eight times larger than existing online datasets. Meanwhile, MSDS-TDS consists of handwritten Token Digit Strings, i.e., the actual phone numbers of users, which have not been explored yet. Extensive experiments with different baselines are respectively conducted for MSDS-ChS and MSDS-TDS. Surprisingly, verification performances of state-of-the-art methods on MSDS-TDS are generally better than those on MSDS-ChS, which indicates that the handwritten Token Digit String could be a more effective biometric than handwritten Chinese signature. This is a promising discovery that could inspire us to explore new biometric traits. The MSDS dataset is available at <https://github.com/HCIILAB/MSDS>.

1 Introduction

Handwritten signature is a biometric measure that has been profoundly exploited in identity verification and related studies have rapidly progressed in recent years [4]. Signature verification is to authenticate a tested signature by comparing it to the template of its stated authorship. Owing to the large intra-writer variance in human handwriting (Figure 1), a signature verification system is easily attacked by skilled forgeries from malicious forgers. Therefore, handwritten signature verification is still challenging. According to the manner of data acquisition, signatures can be categorized into online and offline modalities [4]. Online signatures are recorded by electronic devices with temporal, positional, and pressure information and are stored as time series, whereas offline signatures are acquired from static signature images by photographing or scanning.

So far, considerable research has been conducted on signature verification, such as Dynamic Time Warping (DTW) [43, 19, 31, 35, 2, 28], Hidden Markov Models (HMM) [9, 8, 26, 6] for online verification and hand-crafted features [32, 5, 32, 14, 17, 1, 20], deep features [10, 23, 22, 48] for

*Corresponding author.

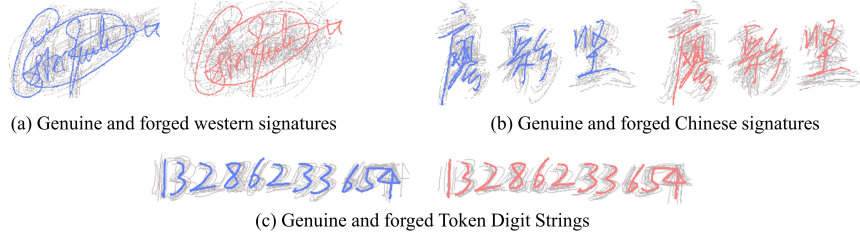


Figure 1: The intra-class variance of handwriting, including English signatures from DeepSignDB [40], Chinese signatures from MSDS-ChS, and Token Digit Strings from MSDS-TDS. The ones marked in red and blue are the same genuine samples of the specific user, and the ones marked in gray are the other samples. The left column denotes the intra-class variance of all genuine samples, whereas the right column denotes the intra-class variance of all skilled forgeries.

offline verification. However, the datasets used in most signature verification researches were not in Chinese, but in English, Hungarian, Dutch, and other languages [15, 47, 30, 11, 24, 37, 40]. DeepSignDB [40], the largest online signature database in the Western language, contains 1526 users and almost 70,000 samples. But the existing public online Chinese signature datasets [25, 24, 47] are considerably smaller, with no more than 50 registered users, hindering researchers from in-depth explorations of Chinese signature verification.

Handwritten digits and characters are also important behavioral biometric traits, similar to handwritten signatures. However, existing digit/character-related datasets [38, 39, 3] have several limitations. (1) Most of them collected data in a single digit or letter way, thus failing to capture continuous writing information, which contains richer personal writing styles. (2) Although some considered the combination of single-digit, such a combination without natural connections between digits is essentially different from naturally handwritten digit strings. In addition, writers are unfamiliar with the digit combinations, resulting in weaker muscle memory and the loss of handwriting style. Consecutive digit strings that we usually handwrite in reality include phone numbers, ID numbers, etc. They are strongly unique and exclusive and we define them as Token Digit Strings (TDS). As we are fairly familiar with them and form strong muscle memories about writing them, the TDS contains rich discriminative personal writing characteristics and is a potential identity-verification medium. A new TDS dataset is needed for further study, as there are no such datasets yet.

To facilitate related research and inspire future work, we establish the Multimodal Signature and Digit String (MSDS) dataset, a multimodal online and offline handwriting dataset that comprises two subsets: MSDS-ChS and MSDS-TDS, where the former contains handwritten Chinese signatures and the latter contains handwritten TDS. A total of 402 users have contributed their handwriting, with 20 genuine samples and 20 skilled forgeries for each subset. The data were acquired in two captured sessions with a time gap of at least 21 days. Online handwriting information and the corresponding offline images are jointly provided. In addition, we carried out a comprehensive benchmark evaluation and jointly analyzed the two subsets.

To summarize, the major characteristics of MSDS dataset are as follows:

- MSDS-ChS is the largest publicly available Chinese signature dataset, whose size is at least eight times larger than the previous online Chinese signature datasets [25].
- MSDS-TDS is the first large-scale Token Digit String dataset that studies the effectiveness of handwritten TDS. It aims to explore a new and more efficient biometric for identity verification, which brings long-term implications for related research fields.
- MSDS has taken into account inter-session variation of the handwriting from the same user by acquiring data in two separate sessions. This simulates the real-world scenarios to conduct a more valid assessment, which enhances the feasibility of our dataset.

To evaluate the effectiveness of MSDS, we design a thorough benchmark evaluation with different baselines, including the state-of-the-art DsDTW [13], TA-RNNs [40], etc. Additionally, we conduct a modality fusion evaluation to investigate the improvement of fusing online time series and offline images and a cross-dataset validation to justify the requirement for a large-scale Chinese signature dataset. Experimental results on MSDS-TDS are generally better than those on MSDS-ChS, which reveals with surprise that the Token Digit String is more powerful than Chinese signature. This

interesting and important finding inspires us that we can adopt TDS instead of Chinese signatures for high-accurate online handwriting verification in real-world applications.

2 Related Works

In the past decades, numerous online and offline handwriting verification datasets have been published in the literature, most of which are related to signatures whereas few of them cover digits/digit strings.

2.1 Signature Datasets

(A) Online Signature Datasets

In 2003, Ortega et al. [29] published the MCYT database, in which a subcorpus was signature-based. This subcorpus contains signatures from 330 writers, each of whom wrote 25 genuine signatures and 25 forgeries. Yeung et al. [47] proposed the SVC dataset, a mixed language dataset containing both Chinese and English. Its signatures are not actual names and there are only 40 users included. Regarding various input scenarios, Tolosana et al. [37] recorded the signatures written by finger and stylus on different COTS (commercial off-the-shelf) devices in the e-BioSign database. They evaluated the verification performance under three scenarios: intra-device, inter-device, and mixed writing-tool. Lu et al. [25] proposed SCUT-MMSIG, a Chinese signature dataset that possesses three modalities: mobile, tablet, and in-air. 50 writers wrote 20 genuine and forged signatures in each modality, respectively. Tolosana et al. [40] proposed DeepSignDB, which was contributed by a total of 1,526 users with different numbers of signatures written in finger and stylus scenarios, and is the largest online handwriting western signature dataset up-to-date. SVC2021_EvalDB [41] was a dataset specifically acquired for final evaluation of SVC2021. It contains signatures from 75 subjects collected in the office scenario in two sessions and 119 subjects collected in the mobile scenario in four to six sessions.

(B) Offline Signature Datasets

The MCYT dataset mentioned above had a subset of 75 subjects, a.k.a MCYT-75, specifically for the usage in offline scenarios. Kalera et al. [15] proposed the CEDAR dataset that consists of 55 users with 24 genuine samples per writer. They also collected 24 forged samples for each user written by other 20 skillful writers. SigWIComp2015 [27] used in the ICDAR2015 Competition includes the Italian Offline Signatures and Bengali Offline Signatures subsets. The signatures in the former subset were actual signatures obtained from forms and applications of students and were collected over three to five years. Soleimani et al. [33] published the UTSig dataset in the language of Persian. Among 45 forged samples of each class, three are written by opposite-hand, which improves the model's performance. Pal et al. [30] proposed the BHSig260 dataset, an Indic-script signature dataset in Bengali and Hindi. Among a total of 260 users, 100 users wrote in Bengali and the other 160 ones wrote in Hindi, with 24 genuine signatures and 30 skilled forgeries per user. Yan et al. [46] proposed ChiSig, a signature forgery detection benchmark that contains 10,242 samples from 102 users. In addition, there are two non-public Chinese signature datasets. Hu et al. [12] proposed an offline Chinese signature dataset that possesses 300 users and 5400 samples. Wei et al. [44] published the CSD dataset, which includes a total of 749 names and approximately 29,000 signature images.

2.2 Single Character/Digit/Letter Datasets

Although handwritten digits and digit strings imply masses of distinctive personal writing features, they have not attracted the attention of researchers in verification as significant as signatures. To enhance the One-Time Passwords authentication systems, Tolosana et al. [38] published the e-BioDigit database, which consists of online handwritten digits from 0 to 9 written by finger on mobile devices and would serve as second-level identity authentication. Then, in their following work [39], they presented the new MobileTouchDB public database. Users not only wrote separate digits but also the same 4-digit passwords by finger. Chen et al. [3] proposed the LERID database, which is composed of English single-letter.

Compared with the aforementioned online Chinese signature dataset, our proposed MSDS-ChS subset is more than eight times larger than the one with the largest number of users (SCUT-MMSIG[25], 50 users). The MSDS-TDS subset firstly covers handwritten Token Digit String, which is more common than separate digits and worthy of in-depth exploration. Furthermore, MSDS considers the inter-session variation of the handwriting from the same writer, which could be ignored in previous datasets, assessing the value of these two types of handwriting in more realistic scenarios.

3 MSDS Dataset

MSDS is a novel dataset that contains two subsets: MSDS-ChS for handwritten Chinese signatures and MSDS-TDS for handwritten Token Digit Strings (TDS). The two subsets are contributed by the same 402 users with the same protocol. For data acquisition, we used two devices: HUAWEI MatePad BAH3-W59 and LENOVO TB-J706F, with three of each. Both are Android-based tablets and have specific stylus of their own. The specifications of the two devices are included in the supplementary materials. We specifically developed an Android app, and the user interface is depicted in Figure 2, which is composed of the main writing board, progress bar, toolbar, and information display area. The users wrote their signatures, as shown in Figure 2(a), and TDS, as shown in Figure 2(b), on the writing board.

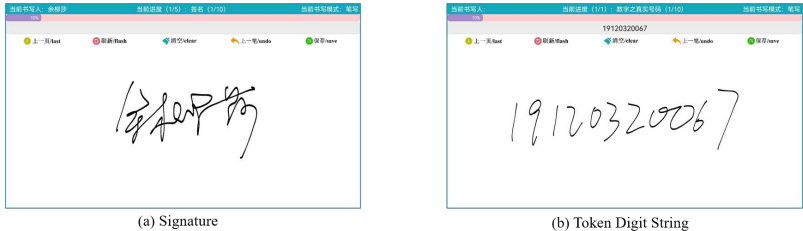


Figure 2: The user interface of the data acquisition app.

The data acquisition process is divided into two separate sessions with a time interval of at least 21 days. In each session, users performed writing according to the same procedure: 10 genuine signatures → 10 genuine phone numbers → 10 forged signatures → 10 forged phone numbers. When performing genuine phone numbers, the user was allowed to write a previously used phone number but must ensure that this phone number was extremely familiar. When performing skilled forgeries, the imitator imitated the handwriting of another random-picked user by repeatedly watching the screen recording of the writing process and practicing. To avoid duplication, the imitator and imitated user are uniquely corresponding. Hence, after two sessions finished, each user contributed a total of 20 genuine/forged signatures and 20 genuine/forged phone numbers. The dynamic information recorded during the writing process includes x, y coordinates, pressure, and time stamps, which are saved in separate text files. In addition, we saved the corresponding static images of each handwriting in the Portable Network Graphics (PNG) format. Samples of handwriting are shown in Figure 3 and more samples are included in supplementary materials. The sizes of static images vary because of the distinct screen sizes of two kinds of acquisition devices.

The users come from various cities/provinces of China, which presents a rich regional diversity. Regarding age, they are between 20 and 28. Previous literature [36, 7] has shown that the main characteristics of an adult’s handwriting are not influenced by age. Therefore, the users’ handwriting is largely mature and stable as they are all adults. Regarding gender, 60.2% of the contributors are males and 39.8% are females. Before collecting users’ handwriting data, we signed a copyright agreement with each of them, in which they gave their consent to the data collection and agreed to grant us the license to use their handwriting for non-commercial academic research purposes and publication. Besides, users have the right to withdraw their handwritten data from the dataset.

We summarize the MSDS dataset in Table 1 and present comparisons with existing datasets from different aspects in Table 2 and 3, including data modality, the number of users and samples, etc. When providing the data, we respectively shuffle the user order of Chinese signatures and TDS, resulting in an unassociated order between Chinese signatures and TDS.

Table 1: A summary of the proposed MSDS dataset.

Subset	Content	Modality		User	Genuine Sample ¹	Skilled Forgery ¹	Features ²
		online	offline				
MSDS-ChS	Chinese Signature	✓	✓	402	$402 \times (10 + 10) = 8,040$	$402 \times (10 + 10) = 8,040$	X, Y, P, T, I_r
MSDS-TDS	Token Digit String	✓	✓	402	$402 \times (10 + 10) = 8,040$	$402 \times (10 + 10) = 8,040$	X, Y, P, T, I_r

¹ Each user contributed 10 samples in two sessions.

² X, Y, P, T, I_r respectively denote the x, y coordinates, pressure, timestamps, and static rendered images.

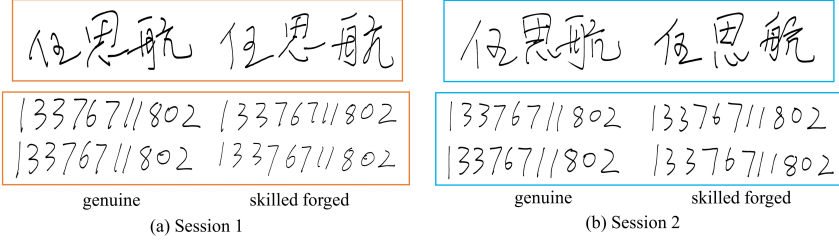


Figure 3: Signature and TDS samples of two sessions. The left ones are genuine samples, whereas the right ones are skilled forgeries.

Table 2: Comparisons with existing Chinese signature datasets.

Dataset (subcorpus)	Modality		User	Genuine/Forged Sample	Sessions	Session Interval	Features ³
	online	offline					
SVC2004-Task1 [47]	✓	×	40	800/800	1	-	X, Y
SVC2004-Task2 [47]	✓	×	40	800/800	1	-	X, Y, P, A_z, A_t, T, B
SigComp 2011 [24]	✓	✓	20	471/707	1	-	X, Y, Z, I_s
SCUT-MMSIG [25]	✓	×	50	3,000/3,000 ¹	2	1-3 months	X, Y, T, B
Dataset in [12] ²	×	✓	300	5,400	1	-	I_s
CSD [44] ²	×	✓	749	29,000	1	-	I_s
ChiSig [46]	×	✓	102	10,242	1	-	I_s
MSDS-ChS (Ours)	✓	✓	402	8,040/8,040	2	≥21 days	X, Y, P, T, I_r

¹ There are 1000 samples in three modes each: mobile, tablet, and in-air, respectively.

² Non-public.

³ $X, Y, Z, P, T, I_r, I_s, A_z, A_t, B$ respectively denote the x, y, z coordinates, pressure, timestamps, static rendered images, scanned images, azimuth, altitude, and button status.

Table 3: Comparisons with existing character/digit/letter-based datasets.

Dataset (subcorpus)	Content	User	Genuine/Forged Sample	Sessions	Session Interval	Features ¹
MobileTouchDB [39]	Character	217	64K/-	6	≥2 days	X, Y, T, S_f, A_{cc}, G
e-BioDigitDB [38]	Digit	93	7,440/-	2	≥21 days	X, Y, P, T
LERID [3]	Letter	414	107,723/-	-	-	X, Y
MSDS-TDS (Ours)	TDS	402	8,040/8,040	2	≥21 days	X, Y, P, T, I_r

¹ $X, Y, P, T, S_f, I_r, A_{cc}, G$ respectively denote the x, y coordinates, pressure, timestamps, the area covered by the finger, static rendered images, accelerometer, and gyroscope.

4 Verification Approaches

4.1 Verification Systems

4.1.1 Dynamic Time Warping. Dynamic Time Warping (DTW) is an effective method for computing the similarity between the reference and query of unequal length, by compressing or expanding to match two time series to calculate the minimal distance, which has been widely leveraged in existing verification systems [19, 31, 35, 2, 28]. Denote the reference sequence as $R : \{r_1, r_2, \dots, r_n\}$, the query sequence as $S : \{s_1, s_2, \dots, s_m\}$, and the warping path as $W : \{\omega_1, \omega_2, \dots, \omega_k\}$, where k ranges from $\max(n, m)$ to $m + n - 1$. Then DTW is computed as follows:

$$DTW(R, S) = \min\left(\frac{\sqrt{\sum_{k=1}^K \omega_k}}{K}\right) \quad (1)$$

In experiments, we extract 12 time functions from online time series using the original x, y coordinates, and pressure as features and input them into DTW as one of the baselines, and denote it as DTW. The details of time functions are presented in the supplementary materials.

4.1.2 Sig2Vec. Sig2Vec [21] is a one-dimensional CNN-based model with multi-head attention, which has achieved state-of-the-art performance on DeepSignDB [40]. The backbone network consists of the convolutional, SELU[16], and max-pooling layers. After the backbone, two selective pooling (SP) modules are employed to pool the feature sequence output by the convolutional layers

into a fixed-length vector. In this paper, it is trained under triplet loss [45] and label smoothing cross-entropy loss [34] for 200 epochs with an initial learning rate of 0.001.

4.1.3 TA-RNNs. The Time-Aligned Recurrent Neural Networks (TA-RNNs) [39] is a BiLSTM-based Siamese network that leverages DTW for sequence pre-alignment. The TA-RNNs is the benchmark model for the DeepSignDB [40] dataset. In our experiments, we train the TA-RNNs under binary cross-entropy loss for 200 epochs with an initial learning rate of 0.01 and stacked the distance-based verifier on it for inference.

4.1.4 DsDTW. DsDTW [13] is the latest state-of-the-art model for dynamic signature verification, which has won the ICDAR 2021 competition for online signature verification with obvious margins [42]. The DsDTW adopts a CRAN architecture to provide robust inputs for subsequent processing. Considering that DTW is not fully differentiable for its inputs, DsDTW introduces its smoothed formulation, soft-DTW, and incorporates the soft-DTW distances of signature pairs into the triplet loss [45] for end-to-end optimization. In this paper, the DsDTW is trained under triplet loss for 30 epochs with an initial learning rate of 0.01.

4.1.5 DCNN. DCNN [18] is a CNN-based model, which was designed for offline writer-independent signature verification. The authors novelly proposed Position-Dependent Siamese Network (PDSN) to model local similarity of different samples and used the M -way softmax loss function to classify writers' identities. In this paper, we feed static images into this network to extract offline modality features. The DCNN is trained under the combination of binary cross-entropy loss and label smoothing cross-entropy loss [34] for 200 epochs with an initial learning rate of 0.01.

4.2 Verifier

We adopt the distance-based verifier proposed by Lai et al. [21] to assess the performance as Equal Error Rate (EER%) of different baselines. In all experiments, we compute the EER_{global} and EER_{local} using a global threshold and a user-specific threshold, respectively.

5 Experiments

5.1 Experiment Protocol

To evaluate the potential of the proposed MSDS dataset in application and provide a thorough performance analysis, we designed the following experimental protocol:

- **Dataset splitation.** The experiments are separately conducted on the MSDS-ChS subset and the MSDS-TDS subset, in order to completely analyze the effectiveness of Chinese signatures and TDS on handwriting verification. For each subset, we divide users of each session into the same 202 individuals, using their samples as the training set. And the samples of the other 200 individuals are used as the testing set.
- **Training and testing strategies.** For training, we incorporate the training samples of two sessions to jointly train the models. For testing, we evaluate the baselines on single-session and across-session testing sets respectively. Testing with single-session data aims to evaluate systems' performances with limited samples, while testing with across-session data is to take into account the inter-session variation of users' handwriting and assess the systems in a more realistic scenario.
- **Impostor types.** Both skilled and random forgery are considered as impostor types. Skilled forgeries are selected from each user's own forged samples, and random forgeries are selected from the genuine samples of other users.
- **Template selection.** Different numbers of genuine templates used in testing may affect the final performance as Equal Error Rate (EER%). For the impostor type of skilled forgery, we consider testing with one to four templates, denoted as 4vs1, 3vs1, 2vs1, and 1vs1. For the impostor type of random forgery, we consider testing using four and one template. To guarantee the reproducibility of test results, all users' templates are the top n samples among all their genuine samples. For example, templates used in the 4vs1 scenario are the first to the fourth genuine samples in all 20 ones.

5.2 Data Preprocessing

For online time series of Chinese signatures and TDS, we extracted 12 time functions as features, as illustrated in Section 4.1. For offline images, we first transform them into grayscale images and

applied the Gaussian filter algorithm to filter out noise. Next, we resize the images to a fixed size, which maintains the aspect ratio with white pixels padding until the preset size is reached to avoid distortion. The signature images are resized to the fixed size (64,192) at a ratio of 1:3, whereas the TDS images are resized to the fixed size (64,320) at a ratio of 1:5.

5.3 Verification Result and Analysis

Table 4 presents the Chinese signature verification results of different baselines on the MSDS-ChS dataset, and Table 5 presents the TDS verification results on the MSDS-TDS dataset. The findings are as follows.

Table 4: Chinese signature verification Equal Error Rates (EER%) of different baselines tested on the test set of MSDS-ChS. The results are displayed in the format of EER_{global}/EER_{local} , in which the former is computed under a global threshold and the latter is computed under a user-specific threshold.

Session	Baseline	Skilled Forgery				Random Forgery	
		4 vs 1	3 vs 1	2 vs 1	1 vs 1	4 vs 1	1 vs 1
1	DTW	2.31/0.40	2.75/0.44	2.69/0.53	13.67/4.16	0.00/0.00	0.21/0.00
	Sig2Vec [21]	1.33/0.45	1.83/0.35	3.29/0.73	6.76/0.63	0.17/0.17	1.32/0.17
	TA-RNNs [39]	3.49/2.71	3.83/2.91	5.18/3.83	6.99/2.03	0.17/0.09	0.36/0.03
	DsDTW [13]	0.91/0.05	0.98/0.10	1.44/0.13	4.20/0.05	0.00/0.00	0.39/0.00
2	DTW	3.34/0.55	3.49/0.63	4.58/0.70	12.83/3.29	0.00/0.00	0.28/0.01
	Sig2Vec	1.54/0.22	1.89/0.39	3.04/0.53	6.91/0.62	0.06/0.00	1.39/0.03
	TA-RNNs	3.04/2.40	3.23/2.60	4.02/3.20	7.63/2.84	0.13/0.02	0.30/0.08
	DsDTW	0.87/0.13	1.06/0.17	1.24/0.17	4.06/0.41	0.08/0.00	0.34/0.00
1 & 2	DTW	11.66/7.70	11.37/7.44	12.42/7.26	17.26/8.93	0.58/0.20	1.03/0.27
	Sig2Vec	9.03/4.97	8.78/4.92	9.87/5.16	15.10/7.27	1.93/0.74	5.09/1.18
	TA-RNNs	7.69/5.22	7.91/5.67	8.34/6.36	9.04/5.05	2.67/0.47	1.55/0.57
	DsDTW	5.91/2.90	5.69/2.90	5.96/2.77	9.58/3.99	0.84/0.11	1.87/0.17

Table 5: TDS verification Equal Error Rates (EER%) of different baselines tested on the test set of MSDS-TDS. The results are displayed in the format of EER_{global}/EER_{local} , in which the former is computed under a global threshold and the latter is computed under a user-specific threshold.

Session	Baseline	Skilled Forgery				Random Forgery	
		4 vs 1	3 vs 1	2 vs 1	1 vs 1	4 vs 1	1 vs 1
1	DTW	2.97/0.53	2.96/0.60	3.42/0.93	7.82/1.60	0.00/0.00	0.08/0.00
	Sig2Vec [21]	0.96/0.24	1.18/0.20	1.37/0.17	2.95/0.52	0.07/0.00	0.40/0.01
	TA-RNNs [39]	2.63/1.94	2.72/2.01	3.09/2.37	5.05/1.68	0.08/0.03	0.22/0.05
	DsDTW [13]	0.72/0.00	0.90/0.00	0.73/0.06	2.50/0.25	0.00/0.00	0.14/0.02
2	DTW	2.14/0.57	2.28/0.63	3.06/0.72	6.99/0.63	0.00/0.00	0.14/0.00
	Sig2Vec	0.51/0.09	0.60/0.04	1.06/0.09	1.76/0.30	0.06/0.01	0.44/0.09
	TA-RNNs	1.17/0.87	1.27/1.02	1.40/1.33	3.87/0.87	0.16/0.07	0.33/0.07
	DsDTW	0.42/0.11	0.35/0.09	0.36/0.11	2.02/0.28	0.01/0.00	0.37/0.03
1 & 2	DTW	9.99/5.75	9.94/5.78	10.01/5.95	14.46/6.76	0.25/0.01	0.30/0.04
	Sig2Vec	5.18/2.07	5.24/2.22	5.94/2.17	7.01/3.26	1.66/0.26	1.76/0.28
	TA-RNNs	5.11/2.91	5.44/3.06	5.77/3.16	5.94/2.60	1.71/0.40	0.85/0.21
	DsDTW	4.13/1.42	4.05/1.41	4.40/1.32	5.76/1.85	0.42/0.07	0.59/0.14

Across-session performance degradation. From Tables 4 and 5, it is obvious that all models achieve better performance when tested with single-session data than with across-session data. When performing handwriting in a single session, users can maintain their writing styles within smaller variances, bringing less verification difficulty. After the time gap of at least 21 days, their handwriting styles can drastically change, reasonably increasing the intra-class variance. Hence, when the templates and queries are from different sessions, models’ performances degrade. This puts in evidence that the inter-session variation is a key factor that should be considered in real-world applications for verification systems.

Under different scenarios. Among the studied systems, DsDTW [13] outperforms others under attacks from skilled forgeries, and DTW yields the best performance under attacks from random forgeries. In single-session scenarios, Sig2Vec [21] can also achieve satisfactory performances. Therefore, robust systems that perform well both in skilled and random forgery scenarios remain to be explored, and this paper has contributed a large-scale MSDS dataset for promoting such kind of research.

Using different numbers of templates. According to Tables 4 and 5, the optimal verification result for Chinese signatures and TDS may occur when the number of templates is set as 3 or 4. Owing to the existence of intra-class variance, the verification performance and number of templates are not positively correlated. This observation is consistent with the experimental results for digit combinations with different lengths in [37].

Effectiveness of different data. Tables 4 and 5 suggest that all models perform better on MSDS-TDS than on MSDS-ChS. Note that the two subsets are simultaneously collected from the same users. This finding is inspiring that the accuracy of TDS verification is higher than that of Chinese signature verification under the same conditions. The reasons may lie in two aspects. First, handwriting styles in TDS may be easier to be discovered and learned owing to the more sparse spatial architectures than Chinese signatures. Second, compared with Chinese signatures, Token Digit Strings are more difficult to be imitated for they include more unique patterns generated by personal writing habits, such as spacing and skew, which indicates that the genuine and forged TDS are easier to be distinguished. Therefore, it is highly recommended to adopt Token Digit Strings, like phone numbers, ID card numbers, and other distinctive personal numbers as handwritten codes for high-accurate online identity verification as a better option for Chinese signatures.

Failure verification analysis. We collect several incorrectly verified samples as shown in Figure 4, including the false accepted and false rejected ones. For false acceptances, they are mostly skilled forgeries of high forgery quality and can not be easily distinguished. For false rejections, although they are genuine samples of the claimed user, they differ significantly from the templates owing to the inter-session variation, resulting in false classification into forged samples.

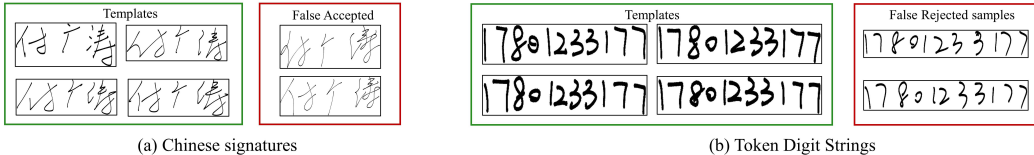


Figure 4: False accepted samples and False rejected samples.

5.4 Modality Fusion

Table 6 demonstrates the results of fusing the data of online and offline modalities. We feed online time series into Sig2Vec [21] and offline images into DCNN [18], then concatenate the output vectors of the two models as new feature representations. The new features are then input to the verifier mentioned in Section 4.2 to make verifications. From the third and fifth rows, it can be observed that on the MSDS-ChS and MSDS-TDS datasets, the EER% is improved when the offline information is added. This is because static images possess features that dynamic time series lacks, such as the global relationship in spatial architectures of handwriting and local relationship between different strokes. Hence, the feature representation would be enhanced to be more distinguishable by combining the online and offline features, resulting in better performances of handwriting verification systems.

Table 6: Experimental results of fusing the online and offline modality data.

Subset	Modality		Skilled Forgery		Random Forgery	
	online	offline	4vs1	1vs1	4vs1	1vs1
MSDS-ChS	✓	×	9.03/4.97	15.10/7.27	1.93/0.74	5.09/ 1.18
	✓	✓	8.44/4.07	14.98/6.38	1.71/0.60	3.54/1.53
MSDS-TDS	✓	×	5.18/2.07	7.01/3.26	1.66/0.26	1.76/ 0.28
	✓	✓	4.95/1.88	6.98/3.22	1.43/0.17	1.62/0.53

5.5 Cross Dataset Validation

We also conduct a cross-dataset evaluation on DeepSignDB [40] and MSDS-ChS using the optimal DsDTW [13] model. The cross-dataset evaluation shows that DsDTW trained on DeepSignDB behaves poorly on the Chinese signature dataset in skilled forgery scenarios due to the domain shift, so it is necessary to collect a large-scale dataset for Chinese signature verification. Surprisingly, when tested on MSDS-ChS in random forgery scenarios, the DsDTW trained on western DeepSignDB (with 528 training users) outperforms that trained on MSDS-ChS (with 202 training users), indicating that increasing the user capacity of the training set is beneficial for the deep model to better distinguish random forgeries. In addition, when trained on the MSDS-ChS dataset, DsDTW delivers better verification performance on DeepSignDB than on MSDS-ChS, proving that the proposed MSDS-ChS dataset is more challenging. This is because Chinese signatures are usually composed of multiple discrete strokes with larger intra-class variance, unlike writing-friendly cursives commonly seen in western signatures.

Table 7: Cross-dataset validation results on MSDS-ChS and DeepSignDB [40] using the optimal DsDTW model.

Training Set	Testing Set	Skilled Forgery		Random Forgery	
		4vs1	1vs1	4vs1	1vs1
DeepSignDB [40]	DeepSignDB	2.54/0.92	4.04/1.50	0.97/0.19	1.69/0.57
MSDS-ChS	DeepSignDB	4.77/2.24	9.09/3.30	2.76/0.98	4.62/1.86
DeepSignDB	MSDS-ChS	10.60/5.78	14.63/6.08	0.41/0.06	0.53/0.05
MSDS-ChS	MSDS-ChS	5.91/2.90	9.58/3.99	0.84/0.11	1.87/0.17

6 Limitations

The offline handwriting images in the MSDS dataset are rendered on the acquisition devices while collecting online information, rather than being acquired by typically photographing or scanning (e.g. [15, 46, 44]). Therefore, the rendered handwriting may differ from the one written by pens in terms of tips, turning points, and thickness of the strokes, which may lead to changes in personal handwriting information.

7 Conclusion

In this paper, we propose the new MSDS dataset, consisting of two subsets: MSDS-ChS and MSDS-TDS. They were simultaneously collected according to the same manner, contributed by 402 users with 20 genuine samples and 20 skilled forgeries per user per subset. The data were acquired in two sessions with a time interval of at least 21 days. To the best of our knowledge, MSDS-ChS is the largest publicly available handwritten Chinese signature dataset. MSDS-TDS novelly covers Token Digit Strings (TDS), i.e. the actual phone numbers of users, which have not yet been investigated, and can serve as a new benchmark dataset to facilitate related research. The two subsets are provided in both online modality with time series and offline modality with rendered images.

We conduct a thorough benchmark evaluation of MSDS on multiple baselines and perform a comprehensive analysis. Verification performances on MSDS-TDS generally outperform those on MSDS-ChS, which reveals that the handwritten Token Digit String could be a potentially more powerful biometric than handwritten Chinese signatures.

For future work, we expect to design more specified models to reduce the EER% on both subsets in across-session scenarios. It would also be worthwhile to exploit handwritten Chinese signatures and Token Digit Strings together in an across-modality manner to explore the model’s performance and its feasibility for real-world applications. Additionally, regarding data diversity, we will consider collecting more handwriting from different age groups and various countries to further enrich the age and regional diversity of our dataset if conditions permit.

License

The MSDS dataset should be used under Creative Attribution-NonCommercial-NoDerivatives 4.0 International (CC BY-NC-ND 4.0) License for non-commercial research purposes.

Acknowledgement

This research is supported in part by NSFC (Grant No.: 61936003), GD-NSF (no.2017A030312006, No.2021A1515011870), Zhuhai Industry Core and Key Technology Research Project (no. ZH22044702200058PJL), and the Science and Technology Foundation of Guangzhou Huangpu Development District (Grant 2020GH17).

References

- [1] D. Bertolini, L. Oliveira, E. Justino, and R. Sabourin. Texture-Based Descriptors for Writer Identification and Verification. *Expert Systems with Applications*, 40(6):2069–2080, 2013.
- [2] Y. Chen, Mahpirat, and K. Ubul. Online Signature Verification Based on Multi-Mode Matching. In *2020 2nd International Conference on Image Processing and Machine Vision, IPMV 2020*, page 190–194, New York, NY, USA, 2020. Association for Computing Machinery.
- [3] Z. Chen, H.-X. Yu, A. Wu, and W.-S. Zheng. Level Online Writer Identification. *International Journal of Computer Vision*, 129(5):1394–1409, 2021.
- [4] M. Diaz, M. A. Ferrer, D. Impedovo, M. I. Malik, G. Pirlo, and R. Plamondon. A Perspective Analysis of Handwritten Signature Technology. *ACM Comput. Surv.*, 51(6), Jan 2019.
- [5] Ding, Feng and Wang, Dong and Zhang, Qian and Zhao, Run. ASSV: Handwritten Signature Verification Using Acoustic Signals. 3(3), Sep 2019.
- [6] S. A. Farimani and M. V. Jahan. An HMM for Online Signature Verification Based on Velocity and Hand Movement Directions. In *6th Iranian Joint Congress on Fuzzy and Intelligent Systems (CFIS)*, pages 205–209, 2018.
- [7] M. Faundez-Zanuy, E. Sesa-Nogueras, J. Roure-Alcobé, A. Esposito, J. Mekyska, and K. López-de Ipiña. A Preliminary Study on Aging Examining Online Handwriting. In *5th IEEE Conference on Cognitive Infocommunications (CogInfoCom)*, pages 221–224. IEEE, 2014.
- [8] J. Fierrez, J. Ortega-Garcia, D. Ramos, and J. Gonzalez-Rodriguez. HMM-based On-line Signature Verification: Feature Extraction and Signature Modeling. *Pattern Recognition Letters*, 28(16):2325–2334, 2007.
- [9] J. Fierrez-Aguilar, L. Nanni, J. Lopez-Penalba, J. Ortega-Garcia, and D. Maltoni. An On-Line Signature Verification System Based on Fusion of Local and Global Information. In *Audio- and Video-Based Biometric Person Authentication*, pages 523–532. Springer Berlin Heidelberg, 2005.
- [10] L. G. Hafemann, R. Sabourin, and L. S. Oliveira. Learning Features for Offline Handwritten Signature Verification Using Deep Convolutional Neural Networks. *Pattern Recognition*, 70: 163–176, 2017.
- [11] N. Houmani, A. Mayoue, S. Garcia-Salicetti, B. Dorizzi, M. Khalil, M. Moustafa, H. Abbas, D. Muramatsu, B. Yanikoglu, A. Kholmatov, M. Martinez-Diaz, J. Fierrez, J. Ortega-Garcia, J. Roure Alcobé, J. Fabregas, M. Faundez-Zanuy, J. Pascual-Gaspar, V. Cardeñoso-Payo, and C. Vivaracho-Pascual. BioSecure Signature Evaluation Campaign (BSEC’2009): Evaluating Online Signature Algorithms Depending on the Quality of Signatures. *Pattern Recognition*, 45 (3):993–1003, 2012.

- [12] J. Hu, Z. Guo, Z. Fan, and Y. Chen. Offline Signature Verification Using Local Features and Decision Trees. *International Journal of Pattern Recognition and Artificial Intelligence*, 31(03): 1753001, 2017.
- [13] J. Jiang, S. Lai, L. Jin, and Y. Zhu. DsDTW: Local Representation Learning with Deep soft-DTW for Dynamic Signature Verification. *IEEE Transactions on Information Forensics and Security*, pages 1–1, 2022.
- [14] H. Jégou, M. Douze, C. Schmid, and P. Pérez. Aggregating Local Descriptors into A Compact Image Representation. In *2010 IEEE Computer Society Conference on Computer Vision and Pattern Recognition*, pages 3304–3311, 2010.
- [15] M. K. Kalera, S. Srihari, and A. Xu. Offline Signature Verification and Identification Using Distance Statistics. *International Journal of Pattern Recognition and Artificial Intelligence*, 18(07):1339–1360, 2004.
- [16] G. Klambauer, T. Unterthiner, A. Mayr, and S. Hochreiter. Self-normalizing neural networks. In I. Guyon, U. V. Luxburg, S. Bengio, H. Wallach, R. Fergus, S. Vishwanathan, and R. Garnett, editors, *Advances in Neural Information Processing Systems*, volume 30. Curran Associates, Inc., 2017.
- [17] R. Kumar, L. Kundu, B. Chanda, and J. D. Sharma. A Writer-Independent Off-Line Signature Verification System Based on Signature Morphology. IITM '10, page 261–265, New York, NY, USA, 2011. Association for Computing Machinery.
- [18] S. Lai and L. Jin. Learning Discriminative Feature Hierarchies for Off-Line Signature Verification. In *16th International Conference on Frontiers in Handwriting Recognition (ICFHR)*, pages 175–180, 2018.
- [19] S. Lai and L. Jin. Recurrent Adaptation Networks for Online Signature Verification. *IEEE Transactions on Information Forensics and Security*, 14(6):1624–1637, 2019.
- [20] S. Lai, Y. Zhu, and L. Jin. Encoding Pathlet and SIFT Features With Bagged VLAD for Historical Writer Identification. *IEEE Transactions on Information Forensics and Security*, 15: 3553–3566, 2020.
- [21] S. Lai, L. Jin, Y. Zhu, Z. Li, and L. Lin. SynSig2Vec: Forgery-free Learning of Dynamic Signature Representations by Sigma Lognormal-based Synthesis. *IEEE Transactions on Pattern Analysis and Machine Intelligence*, pages 1–1, 2021.
- [22] H. Li, P. Wei, and P. Hu. AVN: An Adversarial Variation Network Model for Handwritten Signature Verification. *IEEE Transactions on Multimedia*, 24:594–608, 2022.
- [23] L. Liu, L. Huang, F. Yin, and Y. Chen. Offline Signature Verification Using A Region Based Deep Metric Learning Network. *Pattern Recognition*, 118:108009, 2021.
- [24] M. Liwicki, M. I. Malik, C. E. v. d. Heuvel, X. Chen, C. Berger, R. Stoel, M. Blumenstein, and B. Found. Signature Verification Competition for Online and Offline Skilled Forgeries (SigComp2011). In *11th International Conference on Document Analysis and Recognition (ICDAR)*, pages 1480–1484, 2011.
- [25] X. Lu, Y. Fang, W. Kang, Z. Wang, and D. D. Feng. SCUT-MMSIG: A Multimodal Online Signature Database. In *Chinese Conference on Biometric Recognition*, pages 729–738. Springer, 2017.
- [26] E. Maiorana, M. Martinez-Diaz, P. Campisi, J. Ortega-Garcia, and A. Neri. Template Protection for HMM-based On-line Signature Authentication. In *2008 IEEE Computer Society Conference on Computer Vision and Pattern Recognition Workshops*, pages 1–6, 2008.
- [27] M. I. Malik, S. Ahmed, A. Marcelli, U. Pal, M. Blumenstein, L. Alewijn, and M. Liwicki. ICDAR2015 Competition on Signature Verification and Writer Identification for On- and Off-line Skilled Forgeries (SigWComp2015). In *13th International Conference on Document Analysis and Recognition (ICDAR)*, pages 1186–1190, 2015.
- [28] M. Okawa. Time-series Averaging and Local Stability-Weighted Dynamic Time Warping for Online Signature Verification. *Pattern Recognition*, 112:107699, 2021.
- [29] J. Ortega-Garcia, J. Fierrez-Aguilar, D. Simon, J. Gonzalez, M. Faundez-Zanuy, V. Espinosa, A. Satue, I. Hernaez, J.-J. Igarza, C. Vivaracho, et al. MCYT Baseline Corpus: A Bimodal Biometric Database. *IEEE Proceedings-Vision, Image and Signal Processing*, 150(6):395–401, 2003.

- [30] S. Pal, A. Alaei, U. Pal, and M. Blumenstein. Performance of an Off-Line Signature Verification Method Based on Texture Features on a Large Indic-Script Signature Dataset. In *12th IAPR Workshop on Document Analysis Systems (DAS)*, pages 72–77, 2016.
- [31] A. Sharma and S. Sundaram. On the Exploration of Information From the DTW Cost Matrix for Online Signature Verification. *IEEE Transactions on Cybernetics*, 48(2):611–624, 2018.
- [32] J. Shin, K. Maruyama, and C. M. Kim. Signature Verification Based on Inter-Stroke and Intra-Stroke Information. *SIGAPP Appl. Comput. Rev.*, 17(1):26–34, May 2017.
- [33] A. Soleimani, K. Fouladi, and B. N. Araabi. UTSig: A Persian offline signature dataset. *IET Biometrics*, 6(1):1–8, 2016.
- [34] C. Szegedy, V. Vanhoucke, S. Ioffe, J. Shlens, and Z. Wojna. Rethinking the Inception Architecture for Computer Vision. In *Proceedings of the IEEE Conference on Computer Vision and Pattern Recognition (CVPR)*, June 2016.
- [35] L. Tang, W. Kang, and Y. Fang. Information Divergence-Based Matching Strategy for Online Signature Verification. *IEEE Transactions on Information Forensics and Security*, 13(4):861–873, 2018.
- [36] M. W. Thomas and S. K. Rajan. Genuine Handwriting Variations in 10 Years: a Pilot Study. *Egyptian Journal of Forensic Sciences*, 9(1):1–7, 2019.
- [37] R. Tolosana, R. Vera-Rodriguez, J. Fierrez, A. Morales, and J. Ortega-Garcia. Benchmarking Desktop and Mobile Handwriting across COTS Devices: The e-BioSign Biometric Database. *PLOS ONE*, 12(5):e0176792, 2017.
- [38] R. Tolosana, R. Vera-Rodriguez, and J. Fierrez. BioTouchPass: Handwritten Passwords for Touchscreen Biometrics. *IEEE Transactions on Mobile Computing*, 19(7):1532–1543, 2020.
- [39] R. Tolosana, R. Vera-Rodriguez, J. Fierrez, and J. Ortega-Garcia. BioTouchPass2: Touchscreen Password Biometrics Using Time-Aligned Recurrent Neural Networks. *IEEE Transactions on Information Forensics and Security*, 15:2616–2628, 2020.
- [40] R. Tolosana, R. Vera-Rodriguez, J. Fierrez, and J. Ortega-Garcia. DeepSign: Deep On-Line Signature Verification. *IEEE Transactions on Biometrics, Behavior, and Identity Science*, 3(2): 229–239, 2021.
- [41] R. Tolosana, R. Vera-Rodriguez, C. Gonzalez-Garcia, J. Fierrez, S. Rengifo, A. Morales, J. Ortega-Garcia, J. Carlos Ruiz-Garcia, S. Romero-Tapiador, J. Jiang, et al. ICDAR 2021 Competition on On-Line Signature Verification. In *16th International Conference on Document Analysis and Recognition (ICDAR)*, pages 723–737. Springer, 2021.
- [42] R. Tolosana, R. Vera-Rodriguez, C. Gonzalez-Garcia, J. Fierrez, A. Morales, J. Ortega-Garcia, J. C. Ruiz-Garcia, S. Romero-Tapiador, S. Rengifo, M. Caruana, et al. SVC-onGoing: Signature Verification Competition. *Pattern Recognition*, page 108609, 2022.
- [43] T. K. Vintsyuk. Speech Discrimination by Dynamic Programming. *Cybernetics*, 4:52–57, 1968.
- [44] P. Wei, H. Li, and P. Hu. Inverse Discriminative Networks for Handwritten Signature Verification. In *Proceedings of the IEEE/CVF Conference on Computer Vision and Pattern Recognition (CVPR)*, June 2019.
- [45] K. Q. Weinberger and L. K. Saul. Distance Metric Learning for Large Margin Nearest Neighbor Classification. *Journal of machine learning research*, 10(2), 2009.
- [46] K. Yan, Y. Zhang, H. Tang, C. Ren, J. Zhang, G. Wang, and H. Wang. Signature Detection, Restoration, and Verification: A Novel Chinese Document Signature Forgery Detection Benchmark. In *Proceedings of the IEEE/CVF Conference on Computer Vision and Pattern Recognition (CVPR) Workshops*, pages 5163–5172, June 2022.
- [47] D.-Y. Yeung, H. Chang, Y. Xiong, S. George, R. Kashi, T. Matsumoto, and G. Rigoll. SVC2004: First International Signature Verification Competition. In *International Conference on Biometric Authentication*, pages 16–22. Springer, 2004.
- [48] Y. Zheng, B. K. Iwana, M. I. Malik, S. Ahmed, W. Ohyama, and S. Uchida. Learning the Micro Deformations By Max-Pooling for Offline Signature Verification. *Pattern Recognition*, 118: 108008, 2021.

8 Appendix

8.1 Motivation

For what purpose was the dataset created?

Although handwriting verification has been rapidly developed, the verification performances in specific scenarios are still unsatisfactory owing to the small sizes of datasets and the limited biometric mediums. For online Chinese signature verification, the largest existing dataset [25] has only 50 users. However, DeepSignDB [40], the largest online signature dataset in the Western language, possesses 1526 users and almost 70,000 samples. In addition, existing studies set foot on exploiting signatures for verification, but somehow ignored exploring new and more effective biometric mediums. To this end, we propose the large-scale Multimodal Signature and Digit String (MSDS) dataset, which contains two subsets: MSDS-ChS for Chinese signature and MSDS-TDS for Token Digit String (TDS). MSDS-ChS aims to boost Chinese signature verification and MSDS-TDS attempts to explore the effectiveness of Token Digit Strings, i.e. the actual phone numbers of users, in identity verification. MSDS-ChS is the largest publicly available Chinese signature dataset, which is at least eight times larger than the previous online ones [25, 24, 47]. MSDS-TDS is the first dataset that covers handwritten TDS for identity verification, which facilitates related research and brings long-term implications.

Who created the dataset (e.g., which team, research group) and on behalf of which entity (e.g., company, institution, organization)?

The MSDS dataset is created by the Deep Learning and Vision Computing Lab (DLVC-Lab) of South China University of Technology.

8.2 Composition

What do the instances that comprise the dataset represent (e.g., documents, photos, people, countries)?

The MSDS dataset possesses two modalities: the online time series modality and the offline image modality. The time sequences record the positional and temporal information produced in users' handwriting processes, including x, y coordinates, pressure, and time stamps, and are saved in separate text files. The static images are rendered from the time series and saved in the Portable Network Graphics (PNG) format. Therefore, the time series and images are uniquely corresponding.

How many instances are there in total (of each type, if appropriate)?

Our MSDS dataset consists of two subsets: MSDS-ChS and MSDS-TDS, which are contributed by the same 402 users, with 20 genuine samples and 20 skilled forgeries per user per subset. The data is provided in two modalities. For each modality, there are $402 \times (20 + 20) = 16080$ samples per subset. Hence, there are in total $16080 \times 2 \times 2 = 64320$ instances in the MSDS dataset.

Does the dataset contain all possible instances or is it a sample (not necessarily random) of instances from a larger set?

The MSDS dataset contains all possible instances.

What data does each instance consist of?

The MSDS dataset contains unprocessed time series and images.

Is there a label or target associated with each instance?

The only label for each instance is the user it belongs to.

Are relationships between individual instances made explicit (e.g., users' movie ratings, social network links)?

There is no relationship between individual instances.

Is the dataset self-contained, or does it link to or otherwise rely on external resources (e.g., websites, tweets, other datasets)?

The MSDS dataset is self-contained.

8.3 Collection Process

What mechanisms or procedures were used to collect the data (e.g., hardware apparatuses or sensors, manual human curation, software programs, software APIs)? How was the data

associated with each instance acquired?

The data of MSDS was acquired with two types of Android tablets: HUAWEI MatePad BAH3-W59 and LENOVO TB-J706F, with three of each. Table 8 lists the specifications of these two types of devices. We specifically developed an Android app and the user interface is shown in Figure 2. Users directly performed handwriting on the tablets using specific styluses and the produced information was automatically recorded by the app.

Table 8: Specifications of the two devices.

Device	Input	Screen (Diagonal)	Resolution	Actual Writing Area
HUAWEI MatePad BAH3-W59	Stylus (Specific)	10.4 inches	2000×1000	2000×900
LENOVO TB-J706F	Stylus (Specific)	11.5 inches	2560×1600	2560×1180

8.4 Preprocessing/cleaning/labeling

Was any preprocessing/cleaning/labeling of the data done?

After the data collection finished, we manually inspected the data to perform cleaning. If the content of data is wrong or out of format, the user was required to rewrite it. For instance, if the content of a skilled forgery does not match the corresponding genuine sample, we asked the user to rewrite the skilled forgery with the correct content.

8.5 Uses

Has the dataset been used for any tasks already?

This dataset has not been used in any previous work.

What (other) tasks could the dataset be used for?

The MSDS dataset is published for handwriting identity verification. Specifically, the MSDS-ChS subset could be exploited in online/offline Chinese signature verification, and the MSDS-TDS subset could be used in online/offline identity verification with Token Digit Strings. In addition, the MSDS dataset could be exploited in writer identification.

8.6 Ethics

Does the dataset contain personally identifiable information?

Yes, the signatures and Token Digit Strings in our dataset can be linked to the users.

Did data contributors provide their consent on the collection and use of the data? If they did, how?

Yes, all contributors gave their consent to the collection of the handwriting data. Before collecting the contributors' handwriting data, we signed a copyright agreement with each contributor, in which they agreed to grant us the license to use their handwriting, to use it for publication, and to use it for non-commercial academic research purposes. The copyright agreement in both Chinese and English is shown in Figure 5. Therefore, the contributors are well aware of how their data will be used.

Were data contributors compensated?

Yes, according to the payment agreement, all contributors were paid according to the amount of handwriting that they contributed.

Are there any potential negative societal impacts of this dataset? If yes, do you have any measures to prevent that?

To protect contributors' privacy, we carefully design the conditions of use of our dataset, which mainly include the following three rules. First, the MSDS dataset can only be used for non-commercial research purposes and we will verify the researcher's intentions regarding the dataset through the application process described on our official GitHub page. Second, we respectively shuffle the user order of signatures and TDS, resulting in an unassociated order between signatures and TDS. Third, we will issue a legal agreement that applicants are required to sign to prevent the illegal use of the data. If any applicant does not agree to these conditions of use, we will not provide he/she with the decompression code. Furthermore, whoever uses our dataset must comply with all use conditions; otherwise, we will revoke the authorization.

用户姓名:

Name:

版权授权及隐私保护协议

华南理工大学深度学习与视觉计算 (DLVC) 实验室尊重并保护所有书写者的隐私, 在您进行书写之前, 请仔细阅读以下声明:

1. 对于向各位书写者收集的手写数据 (包括签名、手机号码及其他书写笔迹), 本实验室拥有不受限制的永久使用授权, 未经书写者同意, 保证不对外泄露书写者笔迹等相关隐私信息。
2. 数据可能用于对外的开源发表, 需要获得您的授权, 若您同意数据对外公布使用, 可在下方第二行签名处签名, 表示同意全权转让数据所有权给本实验室, 在公开采集的手写数据时, 本实验室保证不会公开及泄露与书写者相关的其他个人信息, 并且只向学术研究者公开数据。

是否同意提供数据给 DLVC 实验室 (签名):

是否同意 DLVC 实验室公开数据 (签名):

书写者手机号:

签署日期:

Copyright Authorization and Privacy Protection Agreement

The Deep Learning & Vision Computing Lab (DLVC-Lab) respects and protects the privacy of all writers, please read the following statement carefully before you perform handwriting:

1. For handwritten data (including signatures, phone numbers and other handwriting) collected from writers, we have license for unrestricted use in perpetuity. We will not disclose writers' handwriting and other private information without their consent.
2. The data may be used for external open source publication, which requires your authorization. If you agree to the public release of the data, you may sign the second line of your signature below to fully transfer ownership of the data to us. When publishing the collected handwritten data, we guarantee that no other personal information related to the writer will be leaked, and the data will only be published to other academic researchers.

Agree to provide handwriting data (sign):

Agree to the public release of handwriting data (sign):

Contact number:

Date (Y.M.D):

(a) Copyright agreement in Chinese.

(b) Copyright agreement in English.

Figure 5: The copyright agreement that signed with each writer before data collection.

8.7 Distribution

How will the dataset will be distributed (e.g., tarball on website, API, GitHub)?

The MSDS dataset is publicly available at <https://github.com/HCIILAB/MSDS>.

8.8 License

Do any export controls or other regulatory restrictions apply to the dataset or to individual instances?

All authors bear all responsibility for the MSDS dataset in case of violation of rights, etc. The MSDS dataset should be used under Creative Attribution-NonCommercial-NoDerivatives 4.0 International (CC BY-NC-ND 4.0) License for non-commercial research purposes.

8.9 Maintenance

Our dataset can be accessed through the aforementioned link. We will occasionally perform maintenance, such as providing data corrections and solving issues raised by developers.

8.10 Examples

MSDS contains two subsets, MSDS-ChS for handwritten Chinese signatures and MSDS-TDS for handwritten Token Digit Strings (TDS). We present several examples to view the quality of our datasets in Figure 6 and Figure 7.

9 Case Study: Time Functions

In experiments, we extract 12 time functions for online time series using the x, y coordinates, and pressure as features and serve as input to the online handwriting verification systems. Table 9 respectively lists the details of 12 time functions.

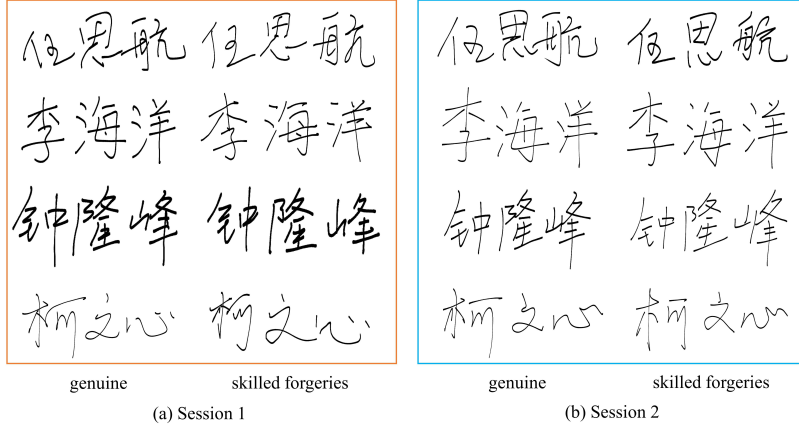


Figure 6: Signature samples of two sessions. The left ones are genuine samples, while the right ones are skilled forgeries.



Figure 7: TDS samples of two sessions. The left ones are genuine samples, while the right ones are skilled forgeries.

Table 9: Time functions extracted from the dynamic time series.

No.	Features
1	First-order derivative of Coordinate \dot{x}
2	First-order derivative of Coordinate \dot{y}
3	Velocity magnitude $v = \sqrt{\dot{x}^2 + \dot{y}^2}$
4	Path-tangent angle $\theta = \arctan \frac{\dot{y}}{\dot{x}}$
5	Cosine of the path-tangent angle $\cos \theta$
6	Sine of the path-tangent angle $\sin \theta$
7	First-order derivative of velocity magnitude \dot{v}
8	First-order derivative of path-tangent angle $\dot{\theta}$
9	Log curvature radius $\rho = \log \frac{v}{\dot{\theta}}$
10	Velocity variation magnitude $\Delta v = v \cdot \dot{\theta}$
11	Acceleration $a = \sqrt{\dot{v}^2 + \Delta v^2}$
12	Pressure p