
A Transformer-based Generative Model for De Novo Molecular Design

Wenlu Wang*

Texas A&M University-Corpus Christi
Corpus Christi, TX
wenlu.wang@tamucc.edu

Ye Wang*

Biogen
Cambridge, MA
ye.wang@biogen.com

Honggang Zhao

Cornell University
Ithaca, NY
hz269@cornell.edu

Simone Sciabola

Biogen
Cambridge, MA
simone.sciabola@biogen.com

Abstract

Deep learning draws a lot of attention as a new way of generating unseen structures for drug discovery. We propose a Transformer-based deep model for de novo target-specific molecular design. The proposed method is capable of generating both drug-like compounds and target-specific compounds. The latter are generated by enforcing different keys and values of the multi-head attention for each target. We allow the generation of SMILES strings to be conditional on the specified target. The sampled compounds largely occupy the real target-specific data’s chemical space and also cover a significant fraction of novel compounds.

1 Introduction

Small molecule drug design aims to identify novel compounds with desired chemical properties. From the computational perspective, we consider this task as an optimization problem, where we search for the compounds that will maximize our quantitative goals in chemical space. However, this optimization task is computationally intractable because the searching space is extremely large. It has been estimated that the range of potential drug-like molecules is between 10^{23} and 10^{60} [1], but only about 10^8 molecules have ever been synthesized [2]. Numerous computational methods, such as virtual screening, combinatorial libraries, and evolutionary algorithms, have been developed to search the chemical space in silico and in vitro. In the past few years, recent works have demonstrated that machine learning, especially deep learning methods, could produce new small molecules [3, 4, 5] with biological activity.

Prior work is inspired by the recent advance in natural language processing (NLP) since the chemical structures can be formed in SMILES (Simplified Molecular Input Line Entry System) string. Thus the small molecule drug design problem can be translated to the string generation problem. A number of deep learning techniques have been successfully applied in natural language processing (NLP), including human-like text generation. For instance, the GPT series [6, 7, 8] uses an autoregressive language model to produce human-like text by training from the massive unlabeled human-written text. The text generated from the GPT model is of high quality and hard to be distinguished from human-written content. Therefore, we are optimistic about learning drug-like structures using deep learning from the existing large-scale chemical structures.

*Equal contribution.

In the scope of small molecule drug design, it is essential to enable the generations to be guided by predefined conditions, such as the target protein. Here we formulate the molecular design problem as a conditional sequential generation given the target protein and propose a conditional Transformer architecture that auto-regressively generates target-specific compounds. We first train a conditional transformer on the MOSES dataset [9] without target information, and after training, the conditional transformer is able to generate drug-like structures. Then, the conditional transformer is fine-tuned on three target-specific datasets (EGFR, HTR1A, and S1PR1 targets). Our experiment results show that the transformer is capable of generating compounds that are similar to the ones in the training set but are still novel structures. We believe the conditional transformer to be a useful tool for de novo molecule design.

2 Preliminary

Transformer [10] is proposed to address sequential modeling by attention mechanism. Many neural sequence transduction models consist of an encoder and a decoder. The encoder first takes a sequence of tokens (x_1, \dots, x_m) and transforms them to a sequence of latent representations $\mathbf{z} = (z_1, \dots, z_m)$ (e.g., "memories"). The decoder will generate an output sequence (t_1, \dots, t_n) one by one conditioning on \mathbf{z} . An intuitive way of sequential generation is in an auto-regressive manner [11], which means consuming all the previously generated tokens while generating the next one. While the traditional Transformer is in an encoder-decoder manner, we define our de novo SMILES generation task as a conditional generator, and we use a decoder-only design. Nevertheless, we briefly introduce the complete design of the Transformer to make this paper self-contained and refer readers to [10] for more details.

An attention mechanism mimics the process of querying a set of key-value pairs, where the output is a weighted sum over the values, and each weight is based on the matching of the key and query. The multi-head attention projects the keys, values, and queries h times and performs attention in parallel. The formal definition of Multi-head Attention is as follows

Multi-head Attention (MHA) We first define some annotations: query matrices $Q_i = QW_i^Q$, key matrices $K_i = KW_i^K$, and value matrices $V_i = VW_i^V$ ($i = 1, \dots, h$).

$$\begin{aligned} O_i &= \text{Attention}(Q_i, K_i, V_i) \\ &= \text{softmax}\left(\frac{Q_i K_i^T}{\sqrt{d_k}}\right) V_i \end{aligned}$$

$$\text{MultiHeadAttention}(Q, K, V) = \text{CONCAT}(O_1, \dots, O_h) W^O$$

$W_i^Q \in \mathbb{R}^{d_{model} \times d_k}$, $W_i^K \in \mathbb{R}^{d_{model} \times d_k}$, and $W_i^V \in \mathbb{R}^{d_{model} \times d_v}$ are learnable parameters.

Encoder The encoder has a stack of identical layers. Each has two sub-layers: a multi-head attention component, followed by a feed-forward network; a residual connection is deployed around each of the two sub-layers, followed by layer normalization.

Decoder The encoder also has a stack of identical layers. Each has three sub-layers (two of them are the same as the encoder) including an extra sub-layer performing multi-head attention over the output (e.g., latent representations \mathbf{z}) of the encoder.

3 Methodology

3.1 Unsupervised Pre-training

Even though many deep learning tasks rely on supervised learning and human-labeled dataset, we are able to form an **unsupervised learning** task for drug discovery and overcome the challenge of expensive and hard-to-manage human labeling.

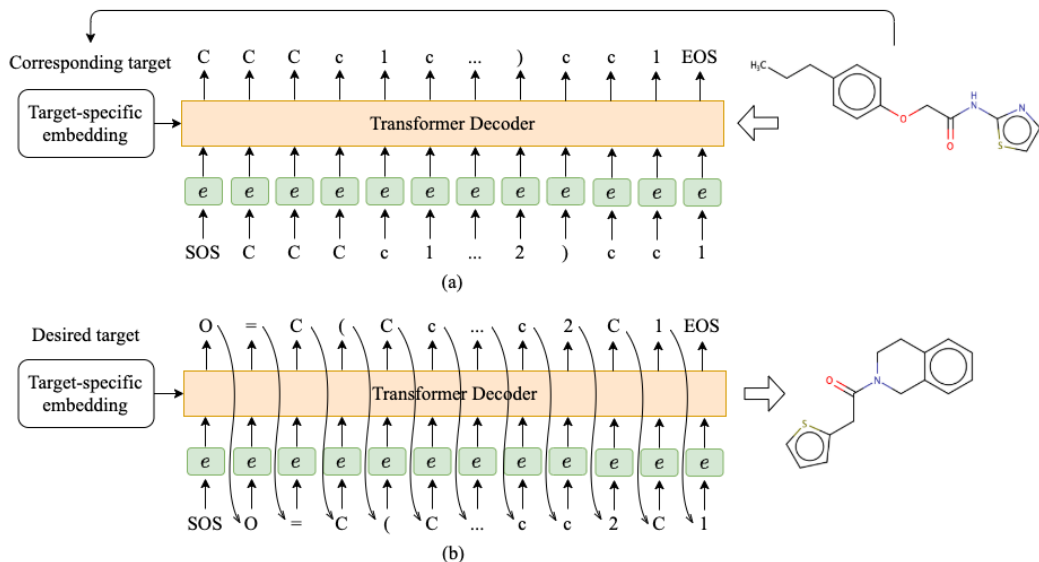


Figure 1: (a) pre-training process and (b) generation process. *SOS* is start of sentence token and *EOS* is end of sentence token.

As a popular supervised learning model, the sequence-to-sequence [12] (or seq2seq) model has been enjoying massive success in many natural language processing applications. The seq2seq models are usually trained end-to-end with a large number of training pairs (e.g., article-summary pairs for text summarization). To leverage the large number of unlabeled training data in the chemical space, instead of a seq2seq encoder-decoder model, we consider a **decoder-only model** and form our task as **predicting the next token** given previously generated tokens (as shown in Figure 1).

Inspired by the success of unsupervised Transformer on NLP (e.g., GPT [6] and GPT2 [7]), we propose to use the Transformer-based model for drug discovery. We form our drug discovery task by taking advantage of SMILES’ sequential structure and transform it into a sequential drug-like structure generation. We formalize our task as (1) an auto-regressive token generation, (2) the generation follows SMILES grammar (e.g., atom type, bond type, and size of molecules) by observations from the training set, and (3) the generation produces more variations that are not previously observed.

3.2 Incorporating Target Information

One of the major challenges in our task is to generate target-specific SMILE sequences. The model needs to memorize both valid drug-like structures and target-specific information.

The Transformer structure is compatible with sequential dependencies, and it has been proven to be successful in memorizing drug-like structures. The challenge lies in capturing target-specific information and further target-specific generation. We propose taking advantage of the Multi-head Attention in the Transformer decoder and imposing the target-specific embeddings to the Key and Value of the attention operations. We denote our Transformer model with imposed conditional embeddings (e.g., target-specific embeddings) as *cTransformer*.

We draw inspiration from Transformer-based encoder-decoder structure for sequence-to-sequence translation. Taking machine translation as an example, the Transformer encoder-decoder model performs very well for this task. Specifically, the encoder memorizes the input sentence and stores them in “memories”, and the decoder first attends to the previously generated tokens (**first mha**²) and then performs multi-head attention over the output “memories” of the encoder (**second mha**). When attending to the “memories” of the encoder using **second** multi-head attention, the queries are from the **first** multi-head attention and *values and keys* from the “memories” of the encoder. The intuition is to enable the decoder to attend over the input sequence [10].

²mha is multi-head attention

We enable the SMILES sequence generation to condition on the specific target by feeding target-specific embeddings (denoted as e_t) to a decoder-only Transformer (shown in Figure 2). We use target-specific embeddings as *keys and values* of **second mha**, which allows every position of the decoder to attend to the target-specific embeddings and ensures the subsequent token generations are conditioned on the target-specific embeddings. It is worth noticing that our target-specific design is orthogonal to the decoder and can be easily removed by setting the condition embeddings as zero embeddings.

As shown in Figure 2, instead of fetching memory from an encoder, our decoder only design initialize the memory based on condition embeddings. For base model pre-training, e_t is initialized with zero embeddings; when targets are involved, e_t is initialized with target-specific embeddings.

The training process of our task can be summarized as follows

1. We first pre-train the **base model** of *cTransformer* by setting the target-specific embeddings as zero embeddings (following Figure 1 (a) without feeding target-specific information).
2. To feed target-specific information, we fine-tune *cTransformer* with $\langle \text{compound}, \text{target} \rangle$ pairs and enforce conditions of the corresponding target by feeding target-specific embeddings to the attention layer of the Transformer decoder as “memories” (as shown in Figure 1 (a) and 2).
3. We can generate drug-like structure by autoregressively sampling tokens from the trained decoder (following Figure 1 (b)). Optionally, we can designate the desired target by feeding a target-specific embedding.

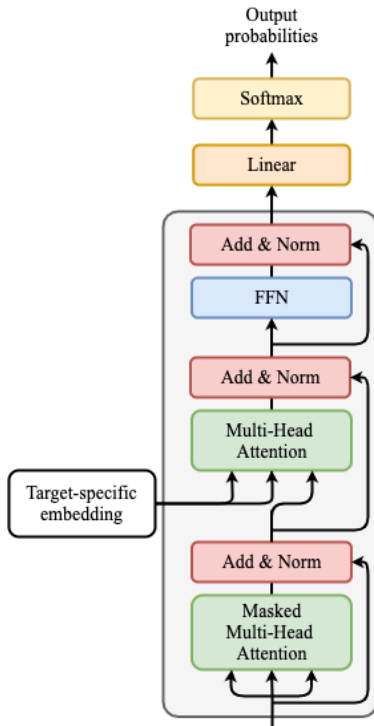


Figure 2: The Transformer **decoder** only structure for de novo molecular generation. The target-specific embeddings can be enforced for target-specific learning.

4 Experiments

We evaluate our transformer on two main tasks. The first task is molecular generative modeling (using the base model of *cTransformer*). This experiment validates our argument that the transformer is advantageous for small molecular generation tasks (Section 4.1). The second task is the target-specific generation, and we show that the proposed method can generate target-biased compounds (Section 4.2).

4.1 Molecular generative model

Dataset We use the MOSES molecular dataset from Polykovskiy [9] to perform unsupervised pre-training on our *cTransformer* with the target-specific embedding initialized as zero. It contains 1,760,739 drug molecules extracted from ZINC clean Lead Collection [13], including 1,584,664 training molecules and 176,075 testing molecules. We follow the same train/test split as in [9].

Evaluation Metrics We evaluate the generated compounds in various aspects of molecule generation proposed in [9]. Besides basic metrics such as chemical validity and diversity, we compare the distribution of drug-likeness properties between generated and real compounds. Our metrics include:

- **Fraction of valid (Valid) and unique molecules** report valid and unique SMILES strings. The validity is checked using a molecular structure parser (RDKit).
- **Unique@1K** and **Unique@10K** for the first 1000 and 10000 valid molecules in the generated set. In general, validity measures whether the model captures enough chemical constraints (e.g., valence); Uniqueness measure whether the model overlaps with trained molecules.

Table 1: Performance metrics for baseline models: fraction of valid molecules, fraction of unique molecules from 1,000 and 10,000 molecules. Fragment similarity (Frag) and similarity to a nearest neighbor (SNN) - results for random test set (Test) and scaffold split test set (TestSF). [†] means the base model of *cTransformer*.

Model	Valid [†]	Unique@1k [†]	Unique@10k [†]	Frag [†]		SNN [†]	
				Test	TestSF	Test	TestSF
HMM	0.076	0.623	0.567	0.575	0.568	0.388	0.38
NGram	0.238	0.974	0.922	0.985	0.982	0.521	0.5
Combinatorial	1.0	0.998	0.991	0.991	0.99	0.451	0.439
CharRNN	0.975	1.0	0.999	1.0	0.998	0.601	0.565
AAE	0.937	1.0	0.997	0.991	0.99	0.608	0.568
VAE	0.977	1.0	0.998	0.999	0.998	0.626	0.578
JTN-VAE	1.0	1.0	1.0	0.997	0.995	0.548	0.519
LatentGAN	0.897	1.0	0.997	0.999	0.998	0.538	0.514
<i>cTransformer</i> [†]	0.988	1.0	0.999	1.0	0.998	0.619	0.578

- **Fragment similarity (Frag)** compares distributions of BRICS fragments [14] in generated and reference sets. This metric measures how similar are the scaffolds present in generated and reference datasets.
- **Similarity to a nearest neighbor (SNN)** calculates the average Tanimoto similarity (also known as the Jaccard index) between fingerprints of a molecule from the generated set and its nearest molecule in the reference dataset based on [15] [16].
- **Molecular weight (MW)** is the sum of atomic weights in a molecule.
- **LogP** is the octanol-water partition coefficient computed by RDKit’s Crippen [17] estimation.
- **Synthetic Accessibility Score (SA)** estimates the ease of synthesis (synthetic accessibility) of drug-like molecules based on molecular complexity and fragments contributions [18].
- **Quantitative Estimation of Drug-likeness (QED)** measures the drug-likeness based on desirability in a value between zero (all properties unfavorable) to one (all properties favorable) [19].

Baselines We compare our method with Hidden Markov Model (HMM), N-gram generative model (NGram) [9], Combinatorial generator (Combinatorial) [9], Character-level recurrent neural network (CharRNN) [20], Variational autoencoder (VAE) [21], Adversarial Autoencoder (AAE) [22], Junction Tree VAE (JTN-VAE) [4], , Latent Vector Based Generative Adversarial Network (LatentGAN) [23] and non-neural network methods. The performance is reported on 30,000 molecules generated from each generative model.

Results The performance of the different approaches is summarized in Table 1. Our method (*cTransformer*) achieves state-of-the-art results in the Fraction of valid (Valid), Unique@1k, Unique@10k, Fragment similarity, and Similarity to the nearest neighbor. Moreover, we compare distributions of four molecular properties in generated and test datasets in Figure 3: molecular weight (MW), octanol-water partition coefficient (logP), quantitative estimation of drug-likeness (QED), and synthetic accessibility score. Our model closely matches the real data distribution. This validates that our method (*cTransformer*) is capable of generating drug-like molecules.

4.2 Target-specific molecular generation

Dataset The target dataset was acquired from [23] for training our target-specific Transformer *cTransformer*. It contains 1381, 795, and 3,485 molecules corresponding to EGFR, S1PR1, and HTR1A, respectively.

Results We evaluate if our approach is capable of generating target-specific compounds by visualizing the chemical space. The hypothesis is that the compounds that can potentially interact with the same protein target would populate the same sub-chemical space. To evaluate the overlapping of chemical

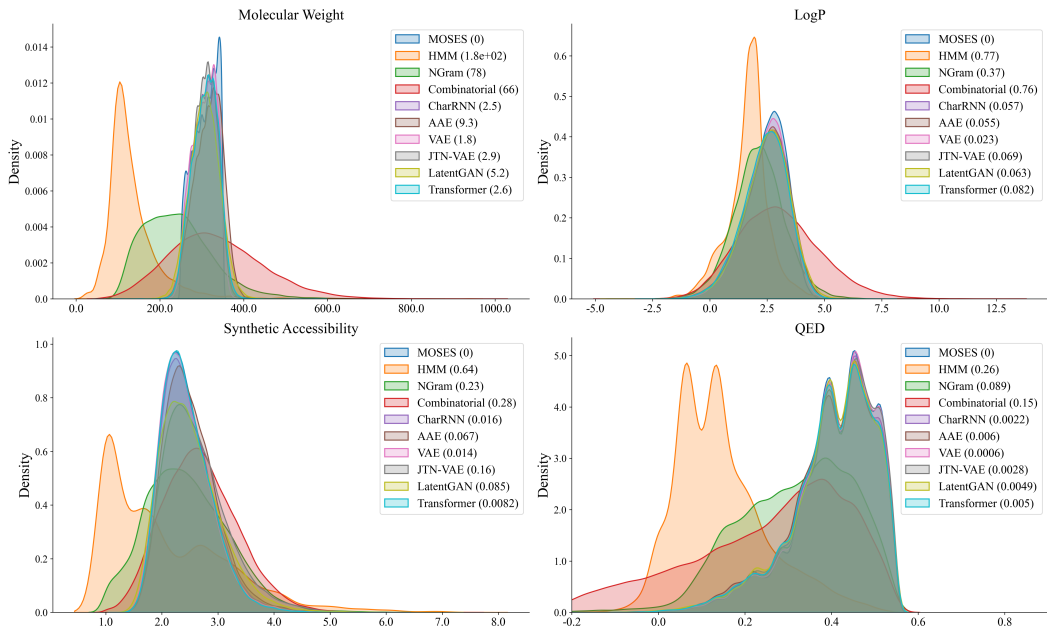


Figure 3: Distribution of chemical properties for MOSES dataset and sets of generated molecules. Wasserstein-1 distance to MOSES test set is denoted in parenthesis. We cover Molecular Weight, LogP, Synthetic Accessibility, and QED.



Figure 4: UMAP of the generated target-specific molecules (dark color) by the *cTransformer* and the ground-true target-specific molecules (light color).

space, we first generate 1000 compounds for each target, then the 1024-bit FCFP6 fingerprint vectors are calculated for the generated compounds and the target-specific training datasets. We use the Uniform Manifold Approximation and Projection (UMAP) to construct 2D projections. These projections are illustrated in Figure 4. Each point corresponds to a molecule and is colored according to its target label. The dark and light colors represent the generated compounds and ground-true target-specific molecules, respectively. The visualization of chemical space in Figure 4 demonstrates the generated target-specific molecules (dark color) and real target-specific molecules (light color) occupy the same sub-chemical space. These results show that our *cTransformer* can generate compounds that are similar to the ones in the training set but are still novel structures.

5 Conclusion

In this study, we first present a Transformer-based random molecular generator and compare it with a number of baseline models using standard metrics. We demonstrate that the Transformer-based molecular generation achieves state-of-the-art performances in generating drug-like structures. To incorporate the protein information, we present a target-specific molecular generator by feeding the target-specific embeddings to a Transformer decoder. We visualize the chemical space, and the new target-specific compounds largely populate the original sub-chemical space.

References

- [1] Gisbert Schneider and Uli Fechner. Computer-based de novo design of drug-like molecules. *Nature Reviews Drug Discovery*, 4(8):649–663, 2005.
- [2] Sunghwan Kim, Paul A Thiessen, Evan E Bolton, Jie Chen, Gang Fu, Asta Gindulyte, Lianyi Han, Jane He, Siqian He, Benjamin A Shoemaker, et al. Pubchem substance and compound databases. *Nucleic acids research*, 44(D1):D1202–D1213, 2016.
- [3] Rafael Gómez-Bombarelli, Jennifer N Wei, David Duvenaud, José Miguel Hernández-Lobato, Benjamín Sánchez-Lengeling, Dennis Sheberla, Jorge Aguilera-Iparraguirre, Timothy D Hirzel, Ryan P Adams, and Alán Aspuru-Guzik. Automatic chemical design using a data-driven continuous representation of molecules. *ACS central science*, 4(2):268–276, 2018.
- [4] Wengong Jin, Regina Barzilay, and Tommi Jaakkola. Junction tree variational autoencoder for molecular graph generation. In *International conference on machine learning*, pages 2323–2332. PMLR, 2018.
- [5] Alex Zhavoronkov, Yan A Ivanenkov, Alex Aliper, Mark S Veselov, Vladimir A Aladinskiy, Anastasiya V Aladinskaya, Victor A Terentiev, Daniil A Polykovskiy, Maksim D Kuznetsov, Arip Asadulaev, et al. Deep learning enables rapid identification of potent ddr1 kinase inhibitors. *Nature biotechnology*, 37(9):1038–1040, 2019.
- [6] Alec Radford, Karthik Narasimhan, Tim Salimans, Ilya Sutskever, et al. Improving language understanding by generative pre-training. 2018.
- [7] Alec Radford, Jeffrey Wu, Rewon Child, David Luan, Dario Amodei, Ilya Sutskever, et al. Language models are unsupervised multitask learners. *OpenAI blog*, 1(8):9, 2019.
- [8] Tom Brown, Benjamin Mann, Nick Ryder, Melanie Subbiah, Jared D Kaplan, Prafulla Dhariwal, Arvind Neelakantan, Pranav Shyam, Girish Sastry, Amanda Askell, et al. Language models are few-shot learners. *Advances in neural information processing systems*, 33:1877–1901, 2020.
- [9] Daniil Polykovskiy, Alexander Zhebrak, Benjamin Sanchez-Lengeling, Sergey Golovanov, Oktai Tatanov, Stanislav Belyaev, Rauf Kurbanov, Aleksey Artamonov, Vladimir Aladinskiy, Mark Veselov, et al. Molecular sets (moses): a benchmarking platform for molecular generation models. *Frontiers in pharmacology*, 11:565644, 2020.
- [10] Ashish Vaswani, Noam Shazeer, Niki Parmar, Jakob Uszkoreit, Llion Jones, Aidan N Gomez, Łukasz Kaiser, and Illia Polosukhin. Attention is all you need. In *Advances in neural information processing systems*, pages 5998–6008, 2017.
- [11] Alex Graves. Generating sequences with recurrent neural networks. *arXiv preprint arXiv:1308.0850*, 2013.
- [12] Ilya Sutskever, Oriol Vinyals, and Quoc V Le. Sequence to sequence learning with neural networks. In *Advances in neural information processing systems*, pages 3104–3112, 2014.
- [13] Teague Sterling and John J Irwin. Zinc 15–ligand discovery for everyone. *Journal of chemical information and modeling*, 55(11):2324–2337, 2015.
- [14] Jörg Degen, Christof Wegscheid-Gerlach, Andrea Zaliani, and Matthias Rarey. On the art of compiling and using ‘drug-like’ chemical fragment spaces. *ChemMedChem: Chemistry Enabling Drug Discovery*, 3(10):1503–1507, 2008.
- [15] David Rogers and Mathew Hahn. Extended-connectivity fingerprints. *Journal of chemical information and modeling*, 50(5):742–754, 2010.
- [16] Rdkit: Open-source cheminformatics software. <http://www.rdkit.org/>, September 2022.

- [17] Scott A Wildman and Gordon M Crippen. Prediction of physicochemical parameters by atomic contributions. *Journal of chemical information and computer sciences*, 39(5):868–873, 1999.
- [18] Peter Ertl and Ansgar Schuffenhauer. Estimation of synthetic accessibility score of drug-like molecules based on molecular complexity and fragment contributions. *Journal of cheminformatics*, 1(1):1–11, 2009.
- [19] G Richard Bickerton, Gaia V Paolini, J  r  my Besnard, Sorel Muresan, and Andrew L Hopkins. Quantifying the chemical beauty of drugs. *Nature chemistry*, 4(2):90–98, 2012.
- [20] Marwin HS Segler, Thierry Kogej, Christian Tyrchan, and Mark P Waller. Generating focused molecule libraries for drug discovery with recurrent neural networks. *ACS central science*, 4(1):120–131, 2018.
- [21] Diederik P Kingma and Max Welling. Auto-encoding variational bayes. *arXiv preprint arXiv:1312.6114*, 2013.
- [22] Alireza Makhzani, Jonathon Shlens, Navdeep Jaitly, Ian Goodfellow, and Brendan Frey. Adversarial autoencoders. *arXiv preprint arXiv:1511.05644*, 2015.
- [23] Oleksii Prykhodko, Simon Viet Johansson, Panagiotis-Christos Kotsias, Josep Ar  s-Pous, Esben Jannik Bjerrum, Ola Engkvist, and Hongming Chen. A de novo molecular generation method using latent vector based generative adversarial network. *Journal of Cheminformatics*, 11(1):1–13, 2019.