

RARR: Researching and Revising What Language Models Say, Using Language Models

Luyu Gao¹*, Zhuyun Dai²*, Panupong Pasupat²*, Anthony Chen³*, Arun Tejasvi Chaganty²*,
Yicheng Fan²*, Vincent Y. Zhao², Ni Lao², Hongrae Lee², Da-Cheng Juan², Kelvin Guu²*

¹Carnegie Mellon University, ²Google Research, ³UC Irvine

luyug@cs.cmu.edu anthony.chen@uci.edu

{zhuyundai, ppasupat, arunchaganty, yichengfan, vzhao, nlao, hrlee, dacheng, kguu}@google.com

Abstract

Language models (LMs) now excel at many tasks such as few-shot learning, question answering, reasoning, and dialog. However, they sometimes generate unsupported or misleading content. A user cannot easily determine whether their outputs are trustworthy or not, because most LMs do not have any built-in mechanism for *attribution* to external evidence. To enable attribution while still preserving all the powerful advantages of recent generation models, we propose RARR (*Retrofit Attribution using Research and Revision*), a system that 1) automatically finds attribution for the output of any text generation model and 2) post-edits the output to fix unsupported content while preserving the original output as much as possible. When applied to the output of several state-of-the-art LMs on a diverse set of generation tasks, we find that RARR significantly improves attribution while otherwise preserving the original input to a much greater degree than previously explored edit models. Furthermore, the implementation of RARR requires only a handful of training examples, a large language model, and standard web search.

1 Introduction

Language models and other text generation models (TGMs) are now the backbone of many AI systems. For example, large language models can perform multi-step reasoning (Nye et al., 2021; Wei et al., 2022), generate plans (Ahn et al., 2022), use tools and APIs (Shin et al., 2021; Thoppilan et al., 2022), and answer open-domain questions (Petroni et al., 2019; Roberts et al., 2020).

Despite these incredible advances, state-of-the-art TGMs still frequently produce biased, misleading or unsupported content (colloquially called

*Lead contributors. Please see Contributions section for details. [◊]Work done during an internship at Google Research.

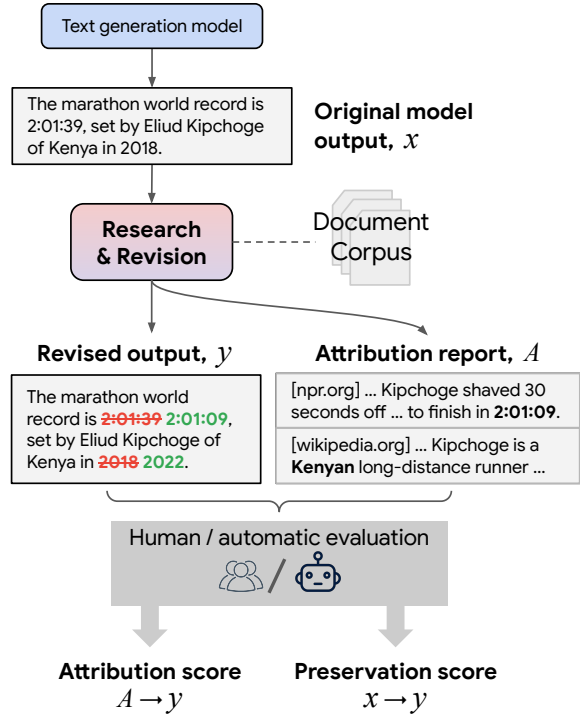


Figure 1: **The Editing for Attribution task.** The input x is a text passage produced by a generation model. A *Research & Revision* model searches for evidence over a document corpus, and outputs an attribution report A , containing evidence snippets, along with a revised passage y whose content can be attributed to the evidence in A while preserving the intent of x as much as possible.

“hallucinations”) (Maynez et al., 2020; Menick et al., 2022). To trust the output of a TGM, we would like each generation to be justified by an attribution report (Rashkin et al., 2021) that contains one or more pieces of supporting evidence from a trusted source (e.g., encyclopedia or articles) where appropriate.

Most existing TGMs, such as those based on sequence-to-sequence architectures, lack a built-in mechanism for attribution. Recent work on *retrieval-augmented models* (RAMs) (Guu et al.,

2020; Lewis et al., 2020) first retrieve a document (or other source of information), and then condition on it to generate text. While this often improves end-task performance, it does not necessarily guarantee attribution. For example, prior work has shown that RAMs generate text that either includes additional information not present in the retrieved document (Dziri et al., 2022), ignores the document altogether (Krishna et al., 2021), or even contradicts the document (Longpre et al., 2021). In fact, occasionally ignoring or overriding retrieved information can make RAMs more robust to bad retrievals (e.g., in language modeling (Khandelwal et al., 2020), semantic parsing (Paspapat et al., 2021), or tasks requiring creativity), illustrating that end-task performance and attribution are not always aligned.

To augment existing and future generation models with attribution, we are inspired by recent successes in the fact-checking¹ community where simple research-and-revise workflows are increasingly effective in attributing and/or correcting unattributable claims made by *people* (Thorne et al., 2018; Schuster et al., 2021; Thorne and Vlachos, 2021).

Instead of constraining TGMs to generate attributed text, we propose a model-agnostic approach to improve the attribution of existing TGMs: *Retrofit Attribution using Research and Revision* (RARR). RARR first generates text using any TGM, then does *research* to retrieve relevant evidence and finally *revises* the text to make it consistent with the evidence found while ideally preserving qualities like style, structure or argumentation, enabling the revised output to be seamlessly used in place of the original. This can be viewed as a RAM where retrieval happens *after* generation, rather than before.

Although TGMs often struggle to accurately memorize “factoid” knowledge within their parameters, they have developed increasingly good “procedural” knowledge of what should be discussed and how it should be presented, which only continues to improve with recent model scaling efforts. RARR can “stand on the shoulders” of the

¹In this paper, we generally do not use the term “fact-checking” other than to reference relevant literature. This is because we only address attribution, and attribution does not entail correctness: even if one can attribute a claim to a particular source, this does not guarantee that the source is “correct” (Menick et al., 2022). We discuss this further in our Limitations section.

latest generation models while targeting attribution.

In our effort to expand the scope of research-and-revise models to handle the output of *arbitrary* TGMs, we found it necessary to develop new evaluation metrics, benchmarks, and modeling strategies. First, we propose new metrics that evaluate editing models not just on their ability to produce well-attributed revisions, but also on their ability to otherwise *preserve* original properties of the text. We then use these metrics to study how editors perform on outputs from state-of-the-art language models, such as knowledge-intensive statements, reasoning chains (Geva et al., 2021) and dialog responses (Anantha et al., 2021). Finally, we find that previously published editors do not always generalize across many tasks (and were not originally intended to), and therefore propose a new editing model that leverages the power of large language model few-shot prompting to robustly generalize to new domains.

2 Task formulation

We propose the task of *Editing for Attribution* as follows. As shown in Figure 1, the input to the system is a text passage x produced by a TGM.² The output is a revised text passage y along with an *attribution report* $A = \{e_1, \dots, e_M\}$, which is a collection of *evidence snippets* e_i retrieved from a document corpus that support the content in y .

We propose to measure the quality of the revised text y and attribution report A by a combination of two dimensions:

- **Attribution:** how much of the revised text y can be attributed to the evidence in A .
- **Preservation:** how much the revised text y preserves aspects of the original text x .

Note that attribution depends on both 1) retrieving the right evidence for the attribution report A and 2) revising x so that it is consistent with A .

2.1 Measuring attribution

Previously, Rashkin et al. (2021) proposed *Attributable to Identified Sources* (AIS), an evaluation framework for human annotators which considers a binary notion of attribution. Roughly speaking, a text passage y is attributable to a set

²The input x could also be produced by other means, such as by a person. Our study focuses on passages from TGMs.

A of evidence if a generic hearer would affirm the statement “According to A , y ” under the context of y . (See the original paper for the formal definition.) A system either receives full credit (1.0) if *all* content in y can be attributed to A , and no credit (0.0) otherwise.

We propose a more fine-grained extension of AIS: we separately measure AIS for each sentence of y , and then report the average AIS score across sentences.³ The resulting metric $\text{Attr}_{\text{AIS}}(y, A)$ measures the percentage of sentences in y that are fully attributed to A . When judging each sentence, we also give annotators access to the surrounding sentences and other necessary context (e.g., a question that the original x was a response to, or in dialog, any previous utterances leading up to the currently edited utterance). See Appendix C for annotator instructions.

For an attribution report to be useful, it should be concise enough for a person to review. Consequently, we impose a maximum number of evidence snippets returned by the system. We found $M = 5$ snippets to be sufficient for most examples in our benchmarks.

During model development, we need an automatic metric that approximates human AIS judgments. For this, we use a version of the E2E NLI model from Honovich et al. (2022).⁴ We refer to this model as auto-AIS. To improve its accuracy, we first decontextualize (Choi et al., 2021) each sentence in y based on the entire context of y before measuring its auto-AIS score. We found that the resulting metric correlates well with human judgments (Appendix B).

2.2 Measuring preservation

To measure preservation, we first ask annotators to decide if the revision preserves the text’s original intent (completely, somewhat, or not at all — see Appendix C for annotator instructions). Similar to the AIS evaluation, we give annotators the necessary surrounding context. We define the binary metric $\text{Pres}_{\text{intent}}(x, y)$ to be 1.0 if the revision

completely preserves the original intent, and 0.0 otherwise.

Even if a revision preserves intent, it may still make superfluous modifications, such as word re-ordering, changing textual style, or including unnecessary additional information (Thorne and Vlachos, 2021). Different tasks have different requirements for what should be preserved. Here, we desire a simple metric that can be readily computed for many tasks and that generally penalizes unnecessary change. We thus define a metric based on the Levenshtein edit distance (Levenshtein, 1965)⁵ between x and y :

$$\text{Pres}_{\text{Lev}}(x, y) = \max\left(1 - \frac{\text{Lev}(x, y)}{\text{length}(x)}, 0\right) \quad (1)$$

This metric is 1.0 if x and y are the same, and 0.0 if y completely overwrites all parts of x . Pres_{Lev} is generally sensitive to any kind of change, but certainly does not capture all notions of preservation that could be relevant (e.g. preserving a particular rhyme scheme or pun).

We want the revision to preserve the original intent while avoiding superfluous edits. To reflect this, we finally combine the two metrics as

$$\text{Pres}_{\text{comb}}(x, y) = \text{Pres}_{\text{intent}}(x, y) \cdot \text{Pres}_{\text{Lev}}(x, y). \quad (2)$$

which is 0.0 if the revision changes the intent and equal to $\text{Pres}_{\text{Lev}}(x, y)$ otherwise. Since $\text{Pres}_{\text{intent}}$ requires human annotation, we used Pres_{Lev} as an automated metric for model development.

2.3 Discussion

Optimizing for attribution alone cannot ensure a good revision: for example, an adversarial editor could ensure 100% attribution by simply replacing the input x with the text of any arbitrary retrieved document, which is trivially attributable to itself. Ideally, we want to maximize both attribution and preservation, while navigating any trade-offs between the two. In our experiments, we report both metrics, as well as their harmonic mean (F1_{AP} , analogous to how recall and precision are combined in F1).

We wish to highlight that this evaluation scheme does not require any “gold” or “reference” edits (unlike many prior evaluations of edit models), which are often only available for specialized domains such as Wikipedia. This enables us

³While each sentence may contain multiple claims that could be attributed independently, there is currently no linguistic consensus on what constitutes a claim. Instead of depending on a particular definition of claims, we use sentences for simplicity and reproducibility.

⁴We obtained a newer version of the E2E NLI model from the authors, which was trained on MNLI, SNLI, FEVER, PAWS, SciTail and VitaminC (Williams et al., 2018; Bowman et al., 2015; Thorne et al., 2018; Zhang et al., 2019; Khot et al., 2018; Schuster et al., 2021).

⁵We compute edit distances at the character-level instead of word-level, since words are affected by the choice of tokenizer and complicate reproducibility.

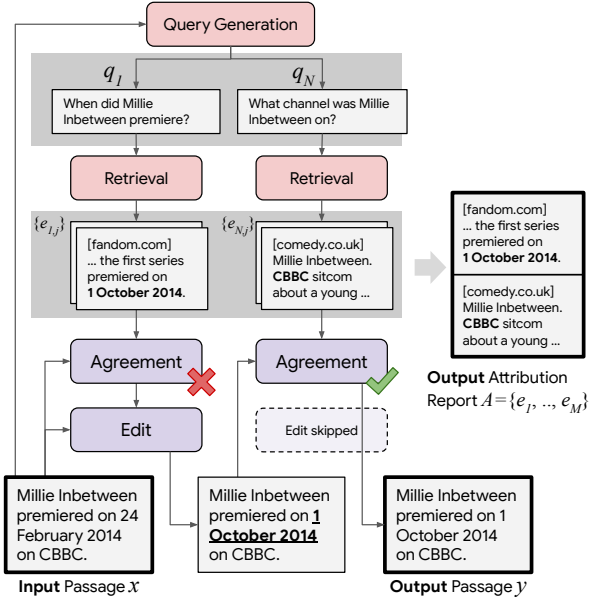


Figure 2: **An overview of RARR**, which improves attribution for a text passage via *Research & Revision*. Given the input text passage, the **research stage** uses a *query generator* to raise questions about different aspects of the text. The *retriever* then searches for evidence to investigate each query. The **revision stage** first runs an *agreement model* to detect disagreement between text and retrieved evidence, then runs an *edit model* to revise the text if needed.

to broaden the scope of research to a much wider range of generation tasks.

3 Approach

We now present a method for solving the task of *Editing for Attribution*. Figure 2 presents an overview of our system, RARR. Given an input passage x (e.g., “*Millie Inbetween premiered on 24 February 2014 on CBBC.*”), the research stage first generate a set of queries $\{q_1, \dots, q_N\}$, each investigating one aspect of x that potentially requires attribution (e.g., “*When did Millie Inbetween premiere?*”). Then for each query q_i , we retrieve documents from the web and select the best evidence snippets $\{e_{i1}, e_{i2}, \dots\}$ (e.g., “*... the first series premiered on 1 October 2014.*”). Next, the revision stage takes the original text x and the retrieval results $\{(q_1, e_{11}), \dots\}$ and produces a revised text y (e.g., “*Millie Inbetween premiered on 1 October 2014 on CBBC.*”).

To develop many of the components for RARR, we use few-shot prompting with a large language

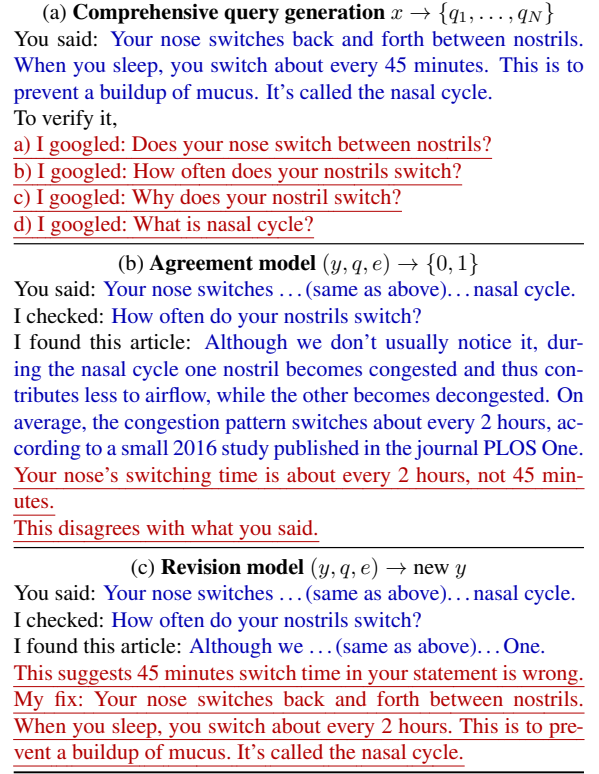


Figure 3: **Examples of few-shot examples** used to prompt the PaLM model (blue = input; red = output). See Appendix A for the full prompts.

model (LLM), also known as in-context learning (Brown et al., 2020). In particular, we use PaLM as our language model (Chowdhery et al., 2022). Figure 3 shows some few-shot examples we use (explained below), while Appendix A lists the full prompts. The development cycle for few-shot prompting is extremely fast because it involves no model training — we believe this is important for quickly adapting RARR to new and future tasks. In the rest of this section, we provide the details of each component.

3.1 Research

The research stage of RARR performs two steps: generating questions covering different aspects of the input x , and retrieving evidence for each question.

Query generation Question generation has proven to be a useful tool for many tasks, such as open domain information extraction (Lewis et al., 2021; Chen et al., 2022), summarization (Weiss et al., 2021; Narayan et al., 2022), document retrieval (Ma et al., 2021; Hui et al., 2022), fact-checking (Honovich et al., 2021) and dialog (Dai

et al., 2022). In these tasks, questions represent the individual “units” of information present in text. Since this representation is based on natural language, it is both interpretable and highly flexible (Michael et al., 2017; Weiss et al., 2021).

The goal of query generation is to identify claims in x which need to be verified and attributed. A human might do this by scanning through x and asking a question about each assertion encountered. We refer to this as *comprehensive question generation* (CQGen), since we aim to produce a single sequence of questions covering all aspects, rather than one question targeting a single aspect (as done in most prior work on question generation). A similar strategy has been employed to train text-planning models (Narayan et al., 2022). We found that a prompt with six human demonstrations of CQGen, as shown in Figure 3a, was sufficient for PaLM to adequately learn the task. To increase diversity and coverage, we sample from our CQGen model three times and take the union of the resulting queries.

Evidence retrieval We submit the queries generated by CQGen to a retrieval system. In this work, we use Google Search to retrieve web documents, but any retrieval system that accepts text queries could also be used. For each query q_i , we take the top $K = 5$ web pages returned by the search engine, and for each page, we extract its title and snippets. We construct snippets by running a sliding window of four sentences across the document, breaking at document headings. The snippets from all web pages are then pooled together, forming a set of candidate evidence snippets for the query.

We then select the evidence snippets that are most relevant to the query. For this, we use an existing query-document relevance model trained following Ni et al. (2021), which computes a relevance score $S_{\text{relevance}}(q, e)$ between a query q and an evidence snippet e . We then keep the top $J = 1$ evidence for each query. The final retrieval result is $[(q_1, e_{11}), \dots, (q_1, e_{1J}), \dots, (q_N, e_{N1}), \dots, (q_N, e_{NJ})]$, where e_{ij} denotes the j^{th} evidence for the i^{th} query, and N denotes the total number of queries from CQGen (which can be different for each input x). In theory, we could have used few-shot LLM prompting instead of the fine-tuned ranking model for relevance scoring, but this would have been expensive for inference due to the large number of snippets to be scored.

3.2 Revision

After retrieving relevant evidence, some parts of x may now be properly attributed, but other parts may still remain unattributed. Revision is necessary to increase the total percentage of attributed sentences (either by removing or editing assertions).

The revision stage initializes $y = x$ and iterates through each pair $(q, e) = (q_i, e_{ij})$ in the retrieval result. For each pair, we perform two steps:

1. **Check for disagreement:** we run the *agreement model* to determine whether the evidence e disagrees with the passage y regarding the issue in query q .
2. **Edit:** if disagreement is detected, an *edit model* edits y to agree with e using the *revision model*. If not, the editor does nothing.

Agreement model The agreement model takes the partially edited passage y , a query q , and the evidence e as input. It then decides whether both y and e imply the same answer to the question in q . This form of question-guided agreement was previously explored by Honovich et al. (2021). Following our strategy for CQGen, we implement this by few-shot prompting PaLM. We employ a chain-of-thought (Wei et al., 2022) style prompt, where we ask the model to explicitly state the implied answers for both y and e before producing its judgment about their agreement (Figure 3b).

Edit model If a disagreement is detected, we run the edit model. It takes y , q and e as input, and outputs a new version of y that aims to agree with e while otherwise minimally altering y .

We again use few-shot prompting and chain-of-thought, where we ask the model to first identify a particular span in y that needs to be edited before generating a completely new version of y (Figure 3c). We found that this beneficially reduces the editor’s deviation from the current y . We also found that the editor occasionally produces large edits that bring the new revision close to e but far from the current y . Since this is rarely desirable, we simply reject edits with edit distance above $\tau = 0.5$ times the original text length.

3.3 Attribution report

Finally, we need to select at most M evidence snippets to form an attribution report A . Note that during evidence retrieval and revision, we may

have encountered and used more than M snippets. Our goal now is to find a smaller subset of snippets that maximizes *coverage* over the potentially attributable points in the passage y — represented by the questions q_1, \dots, q_N . We use the relevance model from Section 3.1 as a proxy for measuring how much an evidence e covers the point raised by a query q . Then, we exhaustively search for $A \subseteq \{e_{11}, \dots, e_{NJ}\}$ of size at most M that maximizes

$$\text{Cover}(A, q_1, \dots, q_N) := \sum_{i=1}^N \max_{e \in A} S_{\text{relevance}}(q_i, e). \quad (3)$$

4 Related work

Fact-checking Most models for fact-checking perform the following task: given a (statement, evidence) pair as input, they output a label indicating whether the statement is supported or refuted by the evidence (Thorne et al., 2018; Wang, 2017; Karadzhov et al., 2017; Augenstein et al., 2019; Wadden et al., 2020). In many real-world situations, relevant evidence for a statement is not readily available, so some works have explored how to automatically retrieve evidence that may help support or refute a statement (Fan et al., 2020; Piktus et al., 2021), just as we do.

More recent works have also explored how to “correct” statements so that they are more factually consistent with retrieved evidence (Shah et al., 2020; Thorne and Vlachos, 2021; Schuster et al., 2021; Logan IV et al., 2022; Schick et al., 2022). Our approach and Thorne and Vlachos (2021) both implement a full research-and-revise workflow, so we compare to them in our experiments (we refer to them as EFEC, short for their paper’s title, “Evidence-based Factual Error Correction”). EFEC used human-authored edits from FEVER (Thorne et al., 2018) as both their training and automatic evaluation data, as this is one of the few resources where non-noisy human edits are available in significant quantities. FEVER’s claims were extracted from Wikipedia.

Our ultimate goal is to post-edit the output of any generation model across many domains, so we did not wish to be constrained by Wikipedia-specific resources for either training or evaluation. This motivated both our new evaluation setup and new modeling approach. For evaluation, our attribution and preservation metrics notably do not

depend on any human-authored “gold edit”, making it possible to cheaply evaluate on any domain. For modeling, we utilize few-shot prompting with large language models, which removes any dependence on Wikipedia-specific edit data and helps us generalize to other domains better.

Schick et al. (2022) also shares our goal of generalizing editing beyond Wikipedia, and developed an innovative strategy for bootstrapping Wikipedia data into synthetic data for other domains. While their approach incorporates a method for using evidence, they do not specifically study or measure attribution, and also assume access to gold evidence in their experiments. As we found in our experiments, being robust to irrelevant evidence or lack of evidence is a key challenge to address.

Retrieval-augmented models RAMs have proven to be effective for a wide range of tasks such as question answering (Chen et al., 2017; Lee et al., 2019; Nakano et al., 2021), machine translation (Zhang et al., 2018), code generation (Hayati et al., 2018), language modeling (Khandelwal et al., 2020), and other knowledge-intensive tasks (Lewis et al., 2020). Most RAMs can display their retrievals as a form of attribution, but they typically cannot be used to revise an existing output. LaMDA, a language model for dialog (Thoppilan et al., 2022), is an example of a RAM that does perform revision. LaMDA’s generation process consists of three steps: 1) it first generates a “base response” using a standard language model, 2) it performs a sequence of “research” steps, where it can query web search for information, 3) it generates a “final response” using any retrieved information to improve the base response. Steps 2 and 3 in LaMDA implement a research-and-revise workflow that is similar to RARR, so we compare to it in our experiments. While we use few-shot prompting with LLMs to enable editing, LaMDA learns to edit from specially collected human-annotated data. When collecting this data, annotators were asked to rewrite any statements that required attribution, but there was not an emphasis on preserving the original text as much as possible. Consequently, we found in our experiments that LaMDA’s regeneration step often “overrides” the original response with something different, rather than doing what one would consider a small “edit”. This was not a problem for LaMDA’s

original application, but makes it less useful for our desired goal of improving the attribution of existing generation outputs while preserving as much as possible.

5 Results

5.1 Models

We compare RARR to several systems that have a research-and-revise workflow.

EFEC EFEC (Thorne and Vlachos, 2021) fine-tunes a T5-based model to revise text conditioned on multiple evidence snippets using both semi-supervised and fully-supervised approaches. We compare against their fully-supervised approach, which performed best in their experiments. EFEC uses a neural retrieval model (Karpukhin et al., 2020) to retrieve evidence from Wikipedia; however, not all passages in our experiments are supported by evidence from Wikipedia. To more fairly compare the editing capabilities of EFEC, we use the evidence snippets retrieved by our research stages (CQGen and retrieval), and format the evidence to match what is expected by EFEC. Note that the EFEC editor conditions on multiple pieces of evidence at once, while our editor iteratively conditions on one at a time.

LaMDA LaMDA (Thoppilan et al., 2022) generates responses in three steps: 1) it generates a “base response”, 2) it generates search queries from the base response, 3) it generates a “revised response” conditioned on the base response and retrieved evidence. To apply LaMDA on a given text x , we simply set the base response in step 1 to x , and then run steps 2 and 3 (we call these latter two stages “LaMDA Research”). LaMDA was trained as a dialog system, and always expects a dialog context where the user speaks first. So, for non-dialog tasks, we insert an artificial user utterance as dialog history: “*Tell me something interesting.*” For the attribution report, we take all evidence documents retrieved by LaMDA during its research process (step 2).

RARR As outlined in Section 3, our model uses few-shot prompting on PaLM 540B for query generation, the agreement model, and the edit model. We use the same prompts for all tasks except when the context comes from a dialog, where we slightly modify the prompts to use the dialog context (e.g., CQGen now maps dialog context + x to queries).

Factoid statements (NQ)	
Millie Inbetween is a British comedy television series. It premiered on 24 February 2014 on BBC One. The first series was produced by John Yorke and Phil Clymer.	
<hr/>	
Reasoning chains (StrategyQA)	
The highest point of Mount Wycheproof is 70 metres. Edmund Hillary climbed Mount Everest, which is 8,848 metres. So Mount Wycheproof would be a breeze for Edmund Hillary.	
<hr/>	
Knowledge-intensive dialogs (QReCC)	
When was Welsh social reformer Robert Owen born?	} context
Robert Owen was born on 14 May 1771	
...	
Did he have another job?	
In 1810 he moved to Manchester and established a draper's shop.	

Figure 4: **Examples of input passages to RARR.** For QReCC, only the final answer is the input passage, and the prior turns are the context.

See Appendix A for the full prompts. The query-evidence relevance model $S_{\text{relevance}}$ is a pretrained T5-large model (Raffel et al., 2020) fine-tuned following Ni et al. (2021) on the MS MARCO dataset (Nguyen et al., 2016).

5.2 Evaluation setups

RARR aspires to be a general-purpose method for improving the attribution of any text generation model in any text domain. We thus evaluate RARR on the outputs generated by several well-studied generation models across multiple tasks. In each of the following setups, we construct test examples x for RARR by taking the task input from the corresponding dataset,⁶ and prompting the generation model to produce *long-form outputs* which may contain “hallucinations”. We generate 150 development and 150 test passages for each setup. Figure 4 shows examples of the test passages.

Factoid statements We prompt PaLM 540B to generate long-form answers to questions from the Natural Questions dataset (NQ; Kwiatkowski et al., 2019). The resulting passages are mostly coherent but often contain factual errors. This setup examines RARR’s ability to attribute a diverse range of factoid knowledge.

Reasoning chains Recent works showed that language models are capable of generating reasoning chains (Wei et al., 2022) to effectively answer complex questions. We use PaLM 540B with chain-of-thought prompts to generate reason-

⁶We used the development data of NQ and QReCC, and training data of StrategyQA.

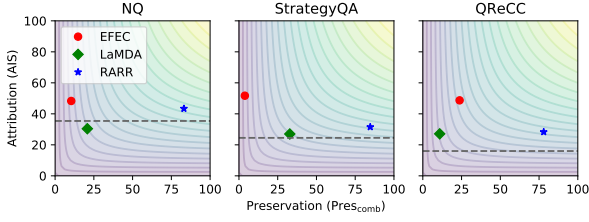


Figure 5: **Attribution and preservation scores of the models.** Dashed lines indicate the highest attribution score obtained by any of the models *before* editing: points above the line have better attribution after revision. The contours are $F1_{AP}$ level curves: points along a contour have equivalent $F1_{AP}$. Different models make very different trade-offs between attribution and preservation, with only RARR having a robust $F1_{AP}$ across all tasks.

ing chains for the StrategyQA dataset (Geva et al., 2021). This setup tests whether RARR can provide better attribution for intermediate steps of reasoning, while preserving the overall reasoning process.

Knowledge-intensive dialogs Finally, we test RARR on its ability to handle dialog. We consider the conversational question answering task from the QReCC dataset (Anantha et al., 2021). Given the previous dialog turns, which are rounds of questions and answers $(q_1, a_1, q_2, a_2, \dots, q_k)$, we use LaMDA to generate the next utterance to answer the question q_k in the latest dialog turn, conditioned on the gold dialog history. As mentioned earlier, LaMDA produces an initial “base response” from a standard language model, and then performs research and revision to produce a “final response”. We feed LaMDA’s base response as the input to RARR and other baselines, making them directly comparable to the research-and-revise stage of LaMDA (a.k.a. LaMDA Research).

5.3 Main Results

Table 1 and Figure 5 show attribution and preservation results for each model and dataset. We also report $F1_{AP}$, the harmonic mean of the two metrics — it will be low if either attribution or preservation is low, signifying that both metrics are important. The $F1_{AP}$ score is shown as level curves in Figure 5.

We observe that RARR significantly improves attribution while preserving most of the original text. In terms of $F1_{AP}$, RARR is the only method

that performs robustly across all three datasets, and significantly outperforms prior methods on NQ and StrategyQA.

It is interesting to note that RARR is the only method that preserves the original intent of x over 90% of the time—prior systems (EFEC and LaMDA) only manage to preserve the original intent 6–40% of the time. We also see that editing is crucial to improve attribution: if we only retrieve evidence to support the original response (x) but do not edit, attribution ranges from the low 10s to mid 30s. After editing, RARR can increase attribution by up to 13.7% absolute, while changing only 10–20% of the text.

As noted in Section 2, one can sacrifice preservation for higher attribution. EFEC is able to obtain strong $F1_{AP}$ on QReCC by making larger changes to the text in exchange for a higher attribution score. However, it occupies a very different point from RARR on the attribution-preservation trade-off curve, as visualized in Figure 5.

6 Analysis

6.1 Qualitative analysis

Human oracle To understand the headroom remaining in our task, we must ask: *what is the minimal amount of editing needed to make a passage of text fully attributed?* This question depends on the quality of the original generation model and the difficulty of the task. To approximate “optimal” performance, we (the authors) manually edited 30 examples in the NQ dataset until we judged them to be 100% attributable. We achieved a preservation score of 88%, which (when combined with 100% attribution) translates to 93.6 $F1_{AP}$, indicating that significant headroom remains.

Analyzing the baselines We found that EFEC frequently attempts to summarize the entire passage into one sentence, or drops later sentences, as exemplified in Figure 6. This is likely due to EFEC’s training data, which was limited to single sentences. This behavior generally increases the attribution score, because it is usually easier to make one sentence fully attributable than many sentences. However, in datasets where the claim contains multiple sentences (NQ and StrategyQA), such a behavior yields low preservation scores, and also results in outputs that are less informative and “interesting”. We expect that EFEC could perform much better if its train-

Model	NQ					StrategyQA					QReCC							
	Attribution		Preservation			F1 _{AP}	Attribution		Preservation			F1 _{AP}	Attribution		Preservation			F1 _{AP}
	AIS		intent	Lev	comb		AIS		intent	Lev	comb		AIS		intent	Lev	comb	
EFEC	35.4 → 48.3		16.0	39.1	10.4	17.1	24.5 → 51.7	6.0	31.0	3.8	7.1	13.2 → 48.7	39.7	39.0	23.7	31.9		
LaMDA	18.3 → 30.4		26.0	39.6	20.8	24.7	15.8 → 27.0	40.0	46.4	32.8	29.6	16.0 → 27.1	21.3	24.8	10.9	15.5		
RARR	35.4 → 43.4		90.0	89.6	83.1	57.0	24.5 → 31.5	92.6	89.9	84.7	45.9	13.2 → 28.3	95.6	80.1	78.0	41.5		

Table 1: **Main evaluation results.** For attribution, we report the AIS scores of the texts both before and after editing (before → after). For preservation, we report intent preservation Pres_{intent}, Levenshtein similarity Pres_{Lev}, and the combined Pres_{comb}. We summarize the combination of AIS and Pres_{comb} using their harmonic mean (F1_{AP}), illustrating that RARR is the most robust across all three tasks.

<i>x</i> : Justice Ashok Kumar Mathur headed the 7th central pay commission in India. It was created in 2014 and submitted its report in 2016 . Attribution: 50% Preservation: 100%
EFEC: The 7th central pay commission in India was created in 2014. Attribution: 100% Preservation: 0%
LaMDA: I heard the 7th CPC made recommendations for increasing the minimum salary pay from Rs 7066 to 18k per month for new central government employees. Attribution: 0% Preservation: 0%
RARR: Justice Ashok Kumar Mathur headed the 7th central pay commission in India. It was created in 2014 and submitted its report in 2015 . Attribution: 100% Preservation: 100%
Evidence: The 7th Central Pay Commission (Chair: Justice A. K. Mathur) submitted its report on November 19, 2015 . The Commission had been appointed in February 2014 , to look at remuneration for central government employees. It has proposed that the recommendations be implemented with effect from January 1, 2016.

Figure 6: **Example model outputs together with human judgement of their attribution and preservation scores.** EFEC reduces the input passage *x* into a single sentence. LaMDA changes the writing style. RARR preserves the structure of the input passage. We show one evidence retrieved by RARR to help explain the example.

ing data were augmented to include multiple sentences. LaMDA Research achieves similar attribution scores to RARR. But as mentioned in Section 5.1, the intent and linguistic style of the output tend to deviate from the input, resulting in lower preservation scores (Figure 6). We emphasize that this is not a purely apples-to-apples comparison since LaMDA was not optimized for preservation. Overall, these experiments are mainly meant to illustrate that prior models were simply not

designed for the task of *Editing for Attribution*, rather than to mark RARR as the best method.

Next, we analyze RARR’s behavior on the development sets.

Analyzing RARR’s research step We found that the model was strongest at researching content involving distinct entities (e.g., a movie, a major historical event, or a person). In contrast, we found significant headroom for better attribution of statements involving generic objects and more abstract claims (e.g. “*Video games require electricity*.”— since this is obvious to most humans, retrieved articles from the web tend to address related but different topics). We suspect that a significant amount of attribution headroom on our benchmarks would benefit from better research.

Analyzing RARR’s revision steps We found that RARR was able to revise many unattributed claims, especially those involving entities and numbers (Figures 7a and 7b). It can also perform larger revisions when necessary (Figure 7c). However, the system also has several shortcomings. Some erroneous edits arise from being misled by evidence that seems relevant, but is actually discussing a different event or topic (Figure 7d). We observed another interesting challenge when revising reasoning chains from StrategyQA, where the model successfully revised an incorrect claim, but did not revise subsequent reasoning steps that depended on the earlier claim. (Figure 7e). In this case, further editing to improve logical coherence (rather than attribution) could help.

6.2 Ablations

To evaluate the impact of different components of RARR, we explore several model variations and

Model	NQ			StrategyQA			QReCC		
	auto-AIS	Pres _{Lev}	F1 _{AP}	auto-AIS	Pres _{Lev}	F1 _{AP}	auto-AIS	Pres _{Lev}	F1 _{AP}
Full RARR	44.6 → 53.7	89.6	67.2	37.0 → 44.6	89.9	59.6	18.4 → 28.7	80.1	42.2
qgen 62B, editor 540B	45.8 → 54.1	87.8	66.9	36.8 → 40.2	90.0	55.6	15.2 → 27.7	76.1	40.4
qgen 62B, editor 62B	45.8 → 49.9	91.0	64.5	36.8 → 38.2	93.0	54.1	15.2 → 21.0	71.6	32.5
no agreement model	44.6 → 49.9	82.6	62.2	37.2 → 46.3	83.4	59.6	18.4 → 28.0	71.8	40.3
query = input	45.0 → 47.1	98.4	63.7	29.0 → 30.5	98.8	46.7	17.8 → 18.9	96.3	31.6
query = sentence	47.7 → 51.3	97.0	67.1	42.3 → 43.1	98.8	60.1	15.8 → 17.4	97.0	29.4

Table 2: **Ablation results.** We report the automatic metrics: auto-AIS, Pres_{Lev}, and harmonic mean between the two (F1_{AP}). We show auto-AIS scores both before and after editing (before → edit), with respect to the attribution report *A*. Even though sentence-as-queries may achieve similar F1_{AP} as RARR, it is less robust to corpus shifts and tends to retrieve passages that may encourage confirmation bias (see discussions in Section 6.2).

report the results in Table 2.⁷

Impact of model scale Many components in RARR work by few-shot prompting PaLM, a large 540B parameter LM. To assess the benefit of LM scaling, we replaced PaLM 540B with a smaller 62B parameter PaLM. We found that 540B outperforms 62B by a large margin, suggesting that RARR could potentially further improve with even more scaling. We also experimented with keeping the editor stage at 540B while shrinking the query generation stage to 64B — this yielded a relatively small performance drop, suggesting that model scaling is more important for the editor.

Agreement model We try removing the agreement model from the editor (Section 3.2), which effectively forces the model to revise the passage based on every retrieved evidence. As expected, more revision leads to less preservation score and spurious changes to the text passage, as demonstrated in Figure 8.

Query generation RARR uses generated questions as search queries for evidence retrieval. We consider two natural alternatives: using the entire input passage as a single search query, or using each sentence as a search query. Using the entire input passage as the query gives poor results, as the retrieved evidence tends to not focus on potentially unattributed parts in the passage. Using sentences as queries gives attribution numbers closer to the full CQGen, but a closer analysis reveals two caveats.

⁷To save annotation cost, experiments with low automatic evaluation numbers were not sent to human evaluation.

	NQ F1 _{AP}		StrategyQA F1 _{AP}	
	orig	no wiki	orig	no wiki
query = CQGen	67.2	64.3	59.6	57.6
query = sentence	67.1	60.3	60.1	56.7

Table 3: **The impact of excluding Wikipedia from the retrieval corpus.** CQGen (full RARR) is more robust to Wikipedia’s absence, while using sentences-as-queries suffers a bigger drop in performance.

First, we hypothesize that sentences-as-queries are more effective when such sentences “mimic” content on the Web, and are less effective otherwise. In Table 3, we test this by excluding all of Wikipedia from web search results (since many PaLM outputs for NQ have a Wikipedia style). The attribution performance of sentences-as-queries subsequently drops significantly, while CQGen is more robust.

Second, sentence-as-queries tends to retrieve passages that may encourage undesirable confirmation bias. Consider the example “*Georgia is called the Peach State, but California actually produces the most peaches.*” Retrieval using sentences-as-queries found an article echoing that California produces the most peaches, while CQGen generated the more impartial query “*Which state produces the most peaches?*” and found a newer article saying that South Carolina replaced California as the top peach producer. In this case, RARR using CQGen needs to sacrifice more preservation score to edit the text, leading to a lower F1_{AP} score. This underscores that attribu-

(a) Correctly revising an entity	
y_{old} :	If She Knew What She Wants was written by Henry Roth .
e :	[en.wikipedia.org] "If She Knew What She Wants" is a song written by American singer-songwriter Jules Shear and introduced on his 1985 album The Eternal Return. The Bangles recorded the song for their 1986 album Different Light.
y_{new} :	If She Knew What She Wants was written by Jules Shear .
(b) Correctly revising a number	
y_{old} :	God Save the Queen became the British national anthem in 1745 . . .
e :	[www.britannica.com] The oldest national anthem is Great Britain's "God Save the Queen," which was described as a national anthem in 1825 , although it had been popular as a patriotic song and used on occasions of royal ceremonial since the mid-18th century.
y_{new} :	God Save the Queen became the British national anthem in 1825 . . . (The year 1745 was when the song was first performed.)
(c) Performing a necessary larger revision	
y_{old} :	"It's My Party" is a song written and composed by American singer-songwriter and producer Walter Gold . The song was published in 1962 and first recorded by American singer-songwriter, producer and arranger Lesley Gore.
e :	[secondhandsongs.com] Song: It's My Party written by John Gluck, Wally Gold, Seymour Gottlieb, Herbert Weiner . It . . .
y_{new} :	"It's My Party" is a song written and composed by John Gluck, Wally Gold, Seymour Gottlieb and Herb Weiner . The song was published in 1963 and first recorded by American singer Lesley Gore.
(d) Confused by misleading evidence	
y_{old} :	In the Heat of the Night is a police procedural crime drama TV series produced by MGM Television. It aired on NBC from September 8, 1988 to May 3, 1992. . .
e :	[metv.com] Watch In the Heat of the Night on MeTV .
y_{new} :	In the Heat of the Night is a police procedural crime drama TV series produced by MGM Television. It aired on MeTV from September 8, 1988 to May 3, 1992. . . (The show did actually air on NBC in the 1980s, but the model fails to realize that MeTV is a re-run much later in time.)
(e) Improved attribution, but reasoning doesn't adapt to new info	
<i>StrategyQA question: Does Homer Simpson need two hands worth of fingers to count to 5?</i>	
y_{old} :	Homer Simpson has 5 fingers and 2 hands. Therefore, he does not need two hands worth of fingers to count to 5. He only need one hand to count to 5.
e :	[refinery29.com] Other iconic animated characters, such as Homer Simpson and his brood, . . . only have four fingers , too.
y_{new} :	Homer Simpson has 4 fingers and 2 hands. Therefore, he does not need two hands worth of fingers to count to 5. He only need one hand to count to 5. (Since Homer only has 4 fingers per hand, he does need two hands to count to 5.)

Figure 7: **Example revisions from RARR, both good and bad.** y_{old} = partially edited passage; e = evidence; y_{new} = passage after editing with e .

x :	The Crown-of-thorns starfish is native to the Great Barrier Reef. . . The starfish was introduced to the Great-Barrier-Reef by ocean currents .
e :	[invasivespeciesinfo.gov] Ballast water is one of the major pathways for the introduction of nonindigenous marine species. . .
y :	The Crown-of-thorns starfish is native to the Great Barrier Reef. . . The starfish was introduced to the Great-Barrier-Reef by ballast water .

Figure 8: If we disable the agreement model in RARR, it may over-edit the text. Here, the evidence e does not explicitly disagree with x , but without any agreement model to detect this, the edit model makes an unsupported change.

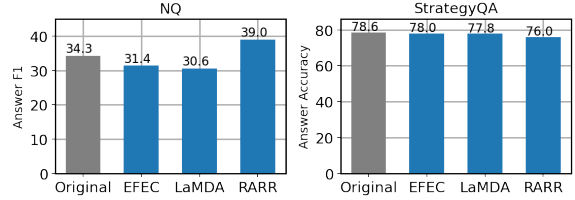


Figure 9: **Downstream task performance** on NQ and StrategyQA. RARR’s revisions lead to better answer accuracy on NQ. No models improved answer accuracy on StrategyQA. See Section 6.3 for details.

tion alone cannot measure “correctness” since not all evidence is up-to-date or reliable.

6.3 Impact on downstream task performance

So far, we have measured preservation using the metric defined in Section 2.2. However, another measure of preservation is whether the revised text can still be used to perform the task that it was originally generated for. On NQ and StrategyQA, it is possible for us to quantitatively evaluate this, and we summarize the result in Figure 9.

For NQ, each original text x is a long-form response to a factoid question. To determine whether the revised text y still serves this purpose, we feed the factoid question and y back into PaLM and prompt it to extract a *short* answer from y . Since a gold short answer is known for each factoid question, we can compute answer accuracy, as is commonly done for open-domain question answering (Chen et al., 2017). We find that RARR not only preserves short-answer accuracy but actually improves it: accuracy for the revised y is roughly 5% higher than for the original x .

For StrategyQA, each original text is a reasoning chain that helps to answer a yes/no question. To check whether the revised y still serves this purpose, we feed the StrategyQA question and y back into PaLM and prompt it to output a yes/no answer, and evaluate answer accuracy. Here, we find that increasing attribution comes at a slight cost in downstream task performance. Answer accuracy drops modestly for all models (up to 2.6%). We suspect that this may be due to noisy retrievals, which sometimes provide misleading evidence (exemplified in Figure 7d).

Furthermore, even though revisions can address factoid errors in the passage (e.g., “Homer Simpson has 5 fingers” from Figure 7e), RARR currently does not try to modify subsequent reasoning

	auto-AIS	Pres _{Lev}	F1 _{AP}
SummEval			
EFEC	17.9 → 34.6	20.9	26.0
LaMDA	10.3 → 28.8	28.1	28.4
RARR	18.3 → 16.9	92.9	28.6
ELI5			
EFEC	18.2 → 41.2	17.2	24.2
LaMDA	19.9 → 40.1	31.2	35.1
RARR	18.5 → 18.9	97.2	31.7

Table 4: **Results on ELI5 and SummEval.**

steps which may no longer be logically entailed (e.g., “He only needs one hand to count to 5”).

6.4 Challenging domains

Here, we report results on several more tasks where attribution was particularly hard, and significant future work is needed.

We considered news article summaries produced by summarization models from SummEval (Fabbri et al., 2021) (e.g., “John Doe was left homeless when the storms hit Staten Island, New York ...”). Results are shown in Table 4. First, we note that the before-edit auto-AIS scores for all models are low. These news article summaries are often about less widely known people and events, which is challenging for retrievers, leading to low attribution. For example, our query generator may ask “where does John Doe live” but get results for a different John Doe. EFEC and LaMDA also face this issue, but instead trade preservation for attribution and rewrite the text to a different topic. This result suggests that using web search with standard question generation methods may fail to capture important context from the input, and is not sufficient for the attribution task.

We also considered long-form explanations generated by PaLM for the ELI5 dataset (Fan et al., 2019) (Table 4). ELI5 was collected from online forums, so many answers tend to have subjective opinions instead of specific entities and facts (e.g., “How do our brains interpret scary music? To me, scary music often sounds a little bit like a person ...”), and are thus difficult to attribute. Sometimes the whole output is based on a false premise and needs to be completely rewritten, in which case RARR cannot satisfactorily edit due to our revision threshold (Section 3.2).

Finally, we considered technical explanations

	RARR		
MMLU Category	auto-AIS	Pres _{Lev}	F1 _{AP}
– Humanities	26.6 → 29.6	6.6	45.0
– Social Sciences	35.5 → 40.7	7.6	56.5
– STEM	37.8 → 41.5	7.2	57.4
– Other	36.9 → 41.7	7.1	57.6

Table 5: **RARR results on MMLU.**

to questions from the MMLU dataset (Hendrycks et al., 2021) which covers diverse subjects from social science, humanities, STEM, and others.⁸ An example input looks like “Every time you remove an edge from a complete graph, you divide it into two connected components. So, a complete graph with 13 vertices must have 12 connected components.” Results are shown in Table 2. RARR improves attribution of the explanations on all four categories of MMLU, although the increases are relatively small. We also found that RARR’s performance is low on examples with mathematical reasoning, as these are beyond the capability of the edit model with our current prompt.

7 Discussion

In this work, we have presented *Editing for Attribution*, a new task for improving the attribution of existing and future generation models, by retroactively researching and revising their outputs. As shown in our results, major headroom remains and we consider RARR to be only an initial baseline for future work in this area.

Editing for Attribution was primarily inspired by two emerging trends within language model research. First, progress in language modeling has been accelerating, with stunning new capabilities emerging every month. Second, state-of-the-art LMs may require months to train and major investments in compute. Therefore, we sought an attribution recipe that could “sit on top” of these rapid advances and major investments, without needing to re-design LMs from scratch. Since the research-and-revise paradigm requires minimal change to existing LMs, it may serve as a natural baseline for future approaches that seek to integrate attribution more deeply into LM architectures. This be-

⁸MMLU has questions from 57 subjects; we took 10 random question from each topic and generated answer explanations by prompting PALM 540B.

ing said, we wish to discuss several possible limitations of our approach below.

Limitations of our task definition Depending on the application, attribution and preservation may not deserve equal weight. For instance, if there are multiple acceptable options for the output, such as in a dialog system, we might trade-off preservation for attribution, similar to how LaMDA behaves in our experiments. Our evaluation metrics also do not measure all aspects of attribution and preservation. For instance, some sentences are self-evident and do not require attribution (e.g., “*I agree.*”) but would be penalized in our evaluation. For preservation, we wish to explore other properties that should be preserved, such as discourse or logical coherence. Finally, if the original output of a generation model is completely misguided or flawed, it can be difficult to revise the text without significant changes.

Limitations of our model While we aspire to improve attribution for arbitrary text, it is clear that RARR is not yet fully general. For example, the current implementation of RARR would not be well-prepared to edit poetry (where preserving rhyme matters) or long documents, primarily because we do not provide examples of such inputs in our few-shot LLM prompts. However, we do believe that future developers may be able to quickly adapt RARR to such tasks by simply changing the prompts. Second, RARR tends to preserve rather than delete claims that it cannot attribute. Some of these claims genuinely do not require attribution, but others are hallucination and should be removed. Judging whether a claim requires attribution can be subjective and challenging. Finally, our model is computationally costly, since it is based on prompting a large language model. One potential solution is to leverage recent synthetic data generation recipes to train a smaller model (Lee et al., 2021; Schick et al., 2022).

Ethical considerations RARR seeks to improve attribution for the output of any generative model. However, even if RARR can attribute content to a particular source, the user must still consider whether the source itself is trustworthy. Even for sources that are traditionally considered “authoritative” (such as an encyclopedia), there may still be factual inaccuracies or biases. This work does not address the question of whether a source is trustworthy, or the related topic of misinforma-

tion.⁹ While we do not provide a means for judging trustworthiness, the design of RARR does allow for the research stage to restrict its search over a user-specified corpus, based on what the user deems trustworthy.

There is also the possibility that some content may be simultaneously supported by certain sources, while contradicted by others. This can easily occur for content involving subjective or imprecise claims. The current implementation and evaluation for RARR does not explicitly address this issue — we adopted a “permissive” definition of attribution, where we consider content to be attributed if there exists any source that supports it. For some applications, users may prefer a more restrictive definition that requires both existence of supporting sources and absence of contradicting sources.

It is also necessary to note that linguistic assertions have varying scope: for example, there is a difference between “*Frozen is a scary movie*” and “*I got scared watching Frozen*” — while expressing a similar sentiment, the former makes a more general statement that many would disagree with, while the latter is scoped to the speaker’s own experience. In some applications, one could even argue that the latter case does not require attribution, since the speaker is their own source-of-truth. This is a subtle but important issue that we plan to explore in future work. In addition to varying scope, utterances can also make assertions with varying levels of directness. For example, according to standard linguistics, “*John ate some of the cookies*” yields the implicature that John did not eat *all* of the cookies, even though it is not logically entailed. This raises the question of which implicatures or implied assertions should be detected and attributed, which should be explored in future work. For more nuances, we refer to Rashkin et al. (2021).

Beyond subtle issues, there is also the more obvious limitation that RARR is not 100% successful in making text consistent with retrieved evidence, resulting in text that may still lack full attribution. RARR and its evaluation are also currently implemented only for English — we plan to apply RARR to other languages in future work, which can be made easier by the promising multilingual

⁹For more regarding Google’s perspective on misinformation: <https://support.google.com/youtube/answer/10834785?hl=en>

generalization of large language models.

8 Acknowledgments

We wish to thank Raphael Hoffmann, Slav Petrov, Dipanjan Das, Michael Collins, Sundeep Tirumalareddy, Samer Hassan, Quoc Le and Heng-Tze Cheng for their research mentorship, feedback and support. We are grateful to Hao Zhou and Petr Pilar for helping us experiment with LaMDA and motivating our dialog experiments. We also wish to thank Tal Schuster for pointing us to relevant work in the fact checking literature, and helping us reproduce it. We thank Vitaly Nikolaev, David Reitter and Roei Aharoni for helping us use AIS and auto-AIS. We also wish to thank Jianmo Ni and Honglei Zhuang for developing the query-evidence relevance model we use, Daniel Andor for developing the sentence decontextualization model we use, and Ran Tian for the initial prototype of CQGen. Finally, we thank Kathy Meier-Hellstern, Philip Parham and Diane Korngiebel for their thoughtful feedback on ethical considerations.

9 Contributions

Luyu Gao: Designed RARR’s few-shot prompting strategies and implemented the first PaLM-based prototype. Analyzed results, and advised on the design of human and automatic evaluation.

Zhuyun Dai: Proposed the evaluation setup of editing long-form generations from PaLM/LaMDA on various QA datasets. Hosted and mentored Luyu Gao (student researcher) in prototyping RARR. Implemented the final models, designed overall experiments, and obtained main results and ablations (together with Ice Pasupat). Contributed many parts of the writing.

Ice Pasupat: Implemented the final models, designed overall experiments, and obtained main results and ablations (together with Zhuyun Dai). Automated experimental infrastructure, conducted error analyses, and oversaw many parts of the paper writing.

Anthony Chen: Developed the automatic evaluation for attribution and preservation, and worked with Arun Chaganty to design human evaluation.

Arun Chaganty: Led and implemented all human evaluation. Proposed the two-dimensional attribution + preservation metric (together with Kelvin Guu). Advised on model design and contributed many parts of the writing.

Yicheng Fan: Worked with Kelvin Guu to develop the first prototype of RARR. Proposed multiple retrieval strategies and implemented the EFEC baseline.

Vincent Zhao: Co-hosted and mentored Luyu Gao (student researcher) in prototyping RARR. Enabled bulk inference for PaLM. Proposed the downstream task evaluation.

Ni Lao: Research mentorship, advising and contributed many parts of the writing.

Hongrae Lee: Research mentorship and advising. Helped integrate RARR with Google Search and evaluate LaMDA.

Da-Cheng Juan: Research mentorship and early design discussions.

Kelvin Guu: Proposed the original research-and-revise concept, implemented the first prototype, initiated the project and involved all collaborators. Implemented baselines (together with Yicheng Fan). Research mentorship, oversaw project coordination and paper writing.

References

- Michael Ahn, Anthony Brohan, Noah Brown, Yevgen Chebotar, Omar Cortes, Byron David, Chelsea Finn, Chuyuan Fu, Keerthana Gopalakrishnan, Karol Hausman, Alex Herzog, Daniel Ho, Jasmine Hsu, Julian Ibarz, Brian Ichter, Alex Irpan, Eric Jang, Rosario Jauregui Ruano, Kyle Jeffrey, Sally Jesmonth, Nikhil J Joshi, Ryan Julian, Dmitry Kalashnikov, Yuheng Kuang, Kuang-Huei Lee, Sergey Levine, Yao Lu, Linda Luu, Carolina Parada, Peter Pastor, Jornell Quiambao, Kanishka Rao, Jarek Rettinghouse, Diego Reyes, Pierre Sermanet, Nicolas Sievers, Clayton Tan, Alexander Toshev, Vincent Vanhoucke, Fei Xia, Ted Xiao, Peng Xu, Sichun Xu, Mengyuan Yan, and Andy Zeng. 2022. [Do as i can, not as i say: Grounding language in robotic affordances](#).
- Raviteja Anantha, Svitlana Vakulenko, Zhucheng Tu, Shayne Longpre, Stephen G. Pulman, and Srinivas Chappidi. 2021. [Open-domain question answering goes conversational via question rewriting](#). In *NAACL*.
- Isabelle Augenstein, Christina Lioma, Dongsheng Wang, Lucas Chaves Lima, Casper Hansen, Christian Hansen, and Jakob Grue Simonsen. 2019. [MultiFC: A real-world multi-domain](#)

- dataset for evidence-based fact checking of claims. In *EMNLP*.
- Samuel R. Bowman, Gabor Angeli, Christopher Potts, and Christopher D. Manning. 2015. A large annotated corpus for learning natural language inference. In *EMNLP*.
- Tom Brown, Benjamin Mann, Nick Ryder, Melanie Subbiah, Jared D Kaplan, Prafulla Dhariwal, Arvind Neelakantan, Pranav Shyam, Girish Sastry, Amanda Askell, et al. 2020. Language models are few-shot learners. *Advances in neural information processing systems*, 33:1877–1901.
- Danqi Chen, Adam Fisch, Jason Weston, and Antoine Bordes. 2017. Reading Wikipedia to answer open-domain questions. In *ACL*.
- Wenhu Chen, Pat Verga, Michiel de Jong, John Wieting, and William Cohen. 2022. Augmenting pre-trained language models with qa-memory for open-domain question answering. *ArXiv*, abs/2204.04581.
- Eunsol Choi, Jennimaria Palomaki, Matthew Lamm, Tom Kwiatkowski, Dipanjan Das, and Michael Collins. 2021. Decontextualization: Making sentences stand-alone. *TACL*, 9:447–461.
- Aakanksha Chowdhery, Sharan Narang, Jacob Devlin, Maarten Bosma, Gaurav Mishra, Adam Roberts, Paul Barham, Hyung Won Chung, Charles Sutton, Sebastian Gehrmann, et al. 2022. Palm: Scaling language modeling with pathways. *arXiv preprint arXiv:2204.02311*.
- Zhuyun Dai, Arun Tejasvi Chaganty, Vincent Zhao, Aida Amini, Qazi Mamunur Rashid, Mike Green, and Kelvin Guu. 2022. Dialog inpainting: Turning documents into dialogs. *ArXiv*, abs/2205.09073.
- Nouha Dziri, Sivan Milton, Mo Yu, Osmar Zaiane, and Siva Reddy. 2022. On the origin of hallucinations in conversational models: Is it the datasets or the models? In *NAACL*.
- Alexander R. Fabbri, Wojciech Kryscinski, Bryan McCann, Richard Socher, and Dragomir Radev. 2021. SummEval: Re-evaluating summarization evaluation. *TACL*, 9:391–409.
- Angela Fan, Yacine Jernite, Ethan Perez, David Grangier, Jason Weston, and Michael Auli. 2019. ELI5: Long form question answering. In *ACL*.
- Angela Fan, Aleksandra Piktus, Fabio Petroni, Guillaume Wenzek, Marzieh Saeidi, Andreas Vlachos, Antoine Bordes, and Sebastian Riedel. 2020. Generating fact checking briefs. In *EMNLP*.
- Mor Geva, Daniel Khashabi, Elad Segal, Tushar Khot, Dan Roth, and Jonathan Berant. 2021. Did Aristotle use a laptop? a question answering benchmark with implicit reasoning strategies. *TACL*, 9:346–361.
- Kelvin Guu, Kenton Lee, Zora Tung, Panupong Pasupat, and Ming-Wei Chang. 2020. REALM: Retrieval-augmented language model pre-training. In *ICML*.
- Shirley Anugrah Hayati, Raphaël Olivier, Pravalika Avvaru, Pengcheng Yin, Anthony Tomasic, and Graham Neubig. 2018. Retrieval-based neural code generation. In *EMNLP*.
- Dan Hendrycks, Collin Burns, Steven Basart, Andy Zou, Mantas Mazeika, Dawn Song, and Jacob Steinhardt. 2021. Measuring massive multitask language understanding. In *ICLR*.
- Or Honovich, Roei Aharoni, Jonathan Herzig, Hagai Taitelbaum, Doron Kukliansy, Vered Cohen, Thomas Scialom, Idan Szpektor, Avinatan Hassidim, and Yossi Matias. 2022. TRUE: Re-evaluating factual consistency evaluation. In *Proceedings of the 2022 Conference of the North American Chapter of the Association for Computational Linguistics: Human Language Technologies*, pages 3905–3920, Seattle, United States. Association for Computational Linguistics.
- Or Honovich, Leshem Choshen, Roei Aharoni, Ella Neeman, Idan Szpektor, and Omri Abend. 2021. Q²: Evaluating factual consistency in knowledge-grounded dialogues via question generation and question answering. In *EMNLP*.
- Kai Hui, Honglei Zhuang, Tao Chen, Zhen Qin, Jing Lu, Dara Bahri, Ji Ma, Jai Gupta, Cícero Nogueira dos Santos, Yi Tay, and Donald Metzler. 2022. ED2LM: Encoder-decoder

- to language model for faster document re-ranking inference. In *ACL Findings*.
- Georgi Karadzhov, Preslav Nakov, Lluís Màrquez, Alberto Barrón-Cedeño, and Ivan Koychev. 2017. [Fully automated fact checking using external sources](#). In *RANLP*.
- Vladimir Karpukhin, Barlas Öguz, Sewon Min, Patrick Lewis, Ledell Yu Wu, Sergey Edunov, Danqi Chen, and Wen tau Yih. 2020. [Dense passage retrieval for open-domain question answering](#). In *EMNLP*.
- Urvashi Khandelwal, Omer Levy, Dan Jurafsky, Luke Zettlemoyer, and Mike Lewis. 2020. [Generalization through memorization: Nearest neighbor language models](#). In *ICLR*.
- Tushar Khot, Ashish Sabharwal, and Peter Clark. 2018. [SciTail: A textual entailment dataset from science question answering](#). In *AAAI*.
- Kalpesh Krishna, Aurko Roy, and Mohit Iyyer. 2021. [Hurdles to progress in long-form question answering](#). In *NAACL*.
- Tom Kwiatkowski et al. 2019. [Natural Questions: A benchmark for question answering research](#). *TACL*, 7:453–466.
- Kenton Lee, Ming-Wei Chang, and Kristina Toutanova. 2019. [Latent retrieval for weakly supervised open domain question answering](#). In *ACL*.
- Kenton Lee, Kelvin Guu, Luheng He, Timothy Dozat, and Hyung Won Chung. 2021. [Neural data augmentation via example extrapolation](#). *ArXiv*, abs/2102.01335.
- Vladimir I. Levenshtein. 1965. Binary codes capable of correcting deletions, insertions, and reversals. *Soviet physics. Doklady*, 10:707–710.
- Patrick Lewis, Ethan Perez, Aleksandra Piktus, Fabio Petroni, Vladimir Karpukhin, Naman Goyal, Heinrich Kuttler, Mike Lewis, Wen tau Yih, Tim Rocktäschel, Sebastian Riedel, and Douwe Kiela. 2020. [Retrieval-augmented generation for knowledge-intensive NLP tasks](#). In *NeurIPS*.
- Patrick Lewis, Yuxiang Wu, Linqing Liu, Pasquale Minervini, Heinrich Kuttler, Aleksandra Piktus, Pontus Stenetorp, and Sebastian Riedel. 2021. [PAQ: 65 million probably-asked questions and what you can do with them](#). *TACL*, 9:1098–1115.
- Robert L Logan IV, Alexandre Passos, Sameer Singh, and Ming-Wei Chang. 2022. [FRUIT: Faithfully reflecting updated information in text](#). In *NAACL*.
- Shayne Longpre, Kartik Kumar Perisetla, Anthony Chen, Nikhil Ramesh, Chris DuBois, and Sameer Singh. 2021. [Entity-based knowledge conflicts in question answering](#). In *EMNLP*.
- Ji Ma, Ivan Korotkov, Yinfei Yang, Keith B. Hall, and Ryan T. McDonald. 2021. [Zero-shot neural passage retrieval via domain-targeted synthetic question generation](#). In *EACL*.
- Joshua Maynez, Shashi Narayan, Bernd Bohnet, and Ryan T. McDonald. 2020. [On faithfulness and factuality in abstractive summarization](#). In *ACL*.
- Jacob Menick, Maja Trebacz, Vladimir Mikulik, John Aslanides, Francis Song, Martin Chadwick, Mia Glaese, Susannah Young, Lucy Campbell-Gillingham, Geoffrey Irving, and Nathan McAleese. 2022. [Teaching language models to support answers with verified quotes](#). *ArXiv*, abs/2203.11147.
- Julian Michael, Gabriel Stanovsky, Luheng He, Ido Dagan, and Luke Zettlemoyer. 2017. Crowdsourcing question-answer meaning representations. *arXiv preprint arXiv:1711.05885*.
- Reiichiro Nakano, Jacob Hilton, S. Arun Balaji, Jeff Wu, Long Ouyang, Christina Kim, Christopher Hesse, Shantanu Jain, Vineet Kosaraju, William Saunders, Xu Jiang, Karl Cobbe, Tyna Eloundou, Gretchen Krueger, Kevin Button, Matthew Knight, Benjamin Chess, and John Schulman. 2021. [WebGPT: Browser-assisted question-answering with human feedback](#). *ArXiv*, abs/2112.09332.
- Shashi Narayan, Joshua Maynez, Reinald Kim Amplayo, Kuzman Ganchev, Annie Louis, Fantine Huot, Dipanjan Das, and Mirella Lapata. 2022. [Conditional generation with a question-answering blueprint](#). *ArXiv*, abs/2207.00397.

- Tri Nguyen, Mir Rosenberg, Xia Song, Jianfeng Gao, Saurabh Tiwary, Rangan Majumder, and Li Deng. 2016. [MS MARCO: A human generated machine reading comprehension dataset](#). In *CoCo@NIPS*.
- Jianmo Ni, Chen Qu, Jing Lu, Zhuyun Dai, Gustavo Hernández Ábrego, Ji Ma, Vincent Zhao, Yi Luan, Keith B. Hall, Ming-Wei Chang, and Yinfei Yang. 2021. [Large dual encoders are generalizable retrievers](#). *ArXiv*, abs/2112.07899.
- Maxwell Nye, Anders Johan Andreassen, Guy Gur-Ari, Henryk Michalewski, Jacob Austin, David Bieber, David Dohan, Aitor Lewkowycz, Maarten Bosma, David Luan, Charles Sutton, and Augustus Odena. 2021. [Show your work: Scratchpads for intermediate computation with language models](#). *ArXiv*, abs/2112.00114.
- Panupong Pasupat, Yuan Zhang, and Kelvin Guu. 2021. [Controllable semantic parsing via retrieval augmentation](#). In *EMNLP*.
- Fabio Petroni, Tim Rocktäschel, Patrick Lewis, Anton Bakhtin, Yuxiang Wu, Alexander H. Miller, and Sebastian Riedel. 2019. [Language models as knowledge bases?](#) In *EMNLP*.
- Aleksandra Piktus, Fabio Petroni, Vladimir Karpukhin, Dmytro Okhonko, Samuel Broscheit, Gautier Izacard, Patrick Lewis, Barlas Ouguz, Edouard Grave, Wen tau Yih, and Sebastian Riedel. 2021. [The web is your oyster - knowledge-intensive nlp against a very large web corpus](#). *ArXiv*, abs/2112.09924.
- Colin Raffel, Noam M. Shazeer, Adam Roberts, Katherine Lee, Sharan Narang, Michael Matena, Yanqi Zhou, Wei Li, and Peter J. Liu. 2020. [Exploring the limits of transfer learning with a unified text-to-text transformer](#). *JMLR*, 21.
- Hannah Rashkin, Vitaly Nikolaev, Matthew Lamm, Michael Collins, Dipanjan Das, Slav Petrov, Gaurav Singh Tomar, Iulia Turc, and D. Reitter. 2021. [Measuring attribution in natural language generation models](#). *ArXiv*, abs/2112.12870.
- Adam Roberts, Colin Raffel, and Noam M. Shazeer. 2020. [How much knowledge can you pack into the parameters of a language model?](#) In *EMNLP*.
- Timo Schick, Jane Dwivedi-Yu, Zhengbao Jiang, Fabio Petroni, Patrick Lewis, Gautier Izacard, Qingfei You, Christoforos Nalmpantis, Edouard Grave, and Sebastian Riedel. 2022. [PEER: A collaborative language model](#). *ArXiv*, abs/2208.11663.
- Tal Schuster, Adam Fisch, and Regina Barzilay. 2021. [Get your vitamin C! robust fact verification with contrastive evidence](#). In *NAACL*.
- Darsh J. Shah, Tal Schuster, and Regina Barzilay. 2020. [Automatic fact-guided sentence modification](#). In *AAAI*.
- Richard Shin, Christopher H Lin, Sam Thomson, Charles Chen, Subhro Roy, Emmanouil Antonios Platanios, Adam Pauls, Dan Klein, Jason Eisner, and Benjamin Van Durme. 2021. [Constrained language models yield few-shot semantic parsers](#). In *EMNLP*.
- Romal Thoppilan, Daniel De Freitas, Jamie Hall, Noam Shazeer, Apoorv Kulshreshtha, Heng-Tze Cheng, Alicia Jin, Taylor Bos, Leslie Baker, Yu Du, et al. 2022. [Lamda: Language models for dialog applications](#). *arXiv preprint arXiv:2201.08239*.
- James Thorne and Andreas Vlachos. 2021. [Evidence-based factual error correction](#). In *ACL*.
- James Thorne, Andreas Vlachos, Christos Christodoulopoulos, and Arpit Mittal. 2018. [FEVER: a large-scale dataset for fact extraction and verification](#). In *NAACL*.
- David Wadden, Kyle Lo, Lucy Lu Wang, Shanchuan Lin, Madeleine van Zuylen, Arman Cohan, and Hannaneh Hajishirzi. 2020. [Fact or fiction: Verifying scientific claims](#). In *EMNLP*.
- William Yang Wang. 2017. [“Liar, liar pants on fire”: A new benchmark dataset for fake news detection](#). In *ACL*.
- Jason Wei, Xuezhi Wang, Dale Schuurmans, Maarten Bosma, Ed Chi, Quoc Le, and Denny Zhou. 2022. [Chain of thought prompting elicits reasoning in large language models](#). *ArXiv*, abs/2201.11903.

Daniel Weiss, Paul Roit, Ayal Klein, Ori Ernst, and Ido Dagan. 2021. [QA-Align: Representing cross-text content overlap by aligning question-answer propositions](#). In *EMNLP*.

Adina Williams, Nikita Nangia, and Samuel R. Bowman. 2018. [A broad-coverage challenge corpus for sentence understanding through inference](#). In *NAACL*.

Jingyi Zhang, Masao Utiyama, Eiichiro Sumita, Graham Neubig, and Satoshi Nakamura. 2018. [Guiding neural machine translation with retrieved translation pieces](#). In *NAACL*.

Yuan Zhang, Jason Baldridge, and Luheng He. 2019. [PAWS: Paraphrase adversaries from word scrambling](#). In *NAACL*.

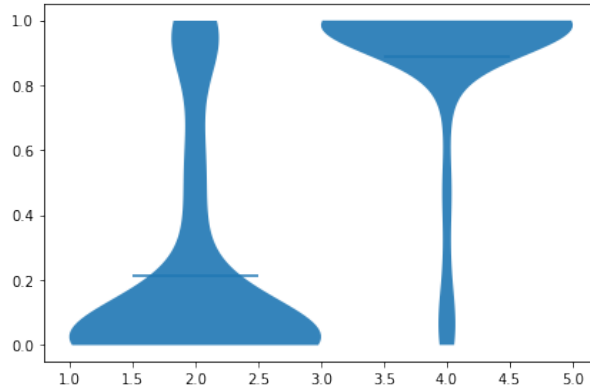


Figure 10: Violin plot illustrating the strong correlation between human AIS and auto-AIS labels on our NQ benchmark. Pearson correlation is 74.0 (N=450). y -axis is auto-AIS score, the two violins correspond to a human label of 0 or 1.

A Few-shot prompting with LLMs

We implement many sub-tasks within RARR using *few-shot prompting* of LLMs (also known as *in-context learning* (Brown et al., 2020)) as follows:

1. For each sub-task, we manually author a small number of training examples: $(\text{input}_j, \text{output}_j)$ for $j = 1, \dots, J$, where J ranges between 5 and 10 and where both the input and output are strings.
2. We form the following prompt: $\text{input}_1 \diamond \text{output}_1 \oplus \text{input}_2 \diamond \text{output}_2 \oplus \dots \oplus \text{input}_J \diamond \text{output}_J \oplus \text{new_input}$, where \diamond denotes a newline character and \oplus denotes a double newline character.
3. To perform inference on a new input, we condition the LLM on the prompt and sample continuations of the prompt up until the next double newline character. All of our prompts are included in Figures 13, 14, and 15. The contextual version used for QReCC are in Figures 16, 17, and 18.

B Comparing human and automated evaluation

We visualize the correlation between human and automated evaluation scores on NQ and StrategyQA in Figure 10. We found that for attribution, AIS scores from human correlate well with auto-AIS scores, with some bias for non-attributed sentences to be judged as attributed by auto-AIS.

C Evaluating attribution and preservation

To end-goal of RARR is to improve the *attribution* of generation models through post-editing while *preserving* the original intent. Attribution and preservation are both subjective properties that may change with even small edits. In the main paper, we present two automatic metrics to conveniently gauge these properties, but rely on a human evaluation as the gold standard. In this section, we describe how we conducted the human evaluation and what instructions and examples annotators were provided.

Rater recruitment and training We engaged with a vendor supplier of full-time crowd workers to recruit human annotators for our task. Annotators were asked to review the instructions below and were provided direct feedback on their responses during the pilot annotation runs. We had 3 annotators rate each example in the pilot phase to measure inter-annotator agreement, and had a single rater annotate each example afterwards.

C.1 Instructions: Overview

In this task you will evaluate the quality of text generated by a system (the “**passage**”) based on how well it represents information from multiple pieces of “**evidence**”.

We will be using two categories to evaluate the quality of the passage: **Attribution** and **Intent Similarity**. You will evaluate these categories in succession. In some tasks, you will only evaluate Attribution. The task interface will guide you through the flow; you can also see the overall task flow in the diagram below.

Note: The passage may appear very fluent and well-formed, but still contain slight inaccuracies that are not easy to discern at first glance. Pay close attention to the text. Read it carefully as you would when proofreading.

C.2 Instructions: Attribution

Attribution Evaluation ? Instructions Ask question

In the context given below, mark whether or not each sentence in the passage is **fully attributable** by at least one evidence on the right.

Click a sentence once to mark it **fully attributable**, twice to mark it **not attributable** and thrice to reset.

CONTEXT

who pays medical bills in great britain where does the money come from to pay these bills

PASSAGE

Britain's National Health Service (NHS) is paid for through general taxation. In 2017/18, the NHS budget was £118bn.

EVIDENCE

England | Commonwealth Fund
The majority of NHS funding comes from general taxes, and a smaller proportion (20%) comes from national insurance, which is a payroll tax paid by employees and employers. The NHS also receives income from copayments and people using NHS services as private patients.

✓ Useful ✗ Not Useful

EVIDENCE

NHS funding in 2021 budget confirmed | UK Healthcare News
The official announcement of the 2021 budget has confirmed that the NHS will receive an additional £5.9bn in funding, totalling £176.5bn, a twenty-seven percent increase compared to the 2010 budget.

✓ Useful ✗ Not Useful

< Previous > Next Submit 3 Comment

Figure 11: Screenshot of interface to annotate attribution at the sentence level. annotators were asked to mark sentences as being **fully attributable** or **not fully attributable** by clicking each sentence, and rating each piece of evidence as being useful or not in helping determine attribution of the passage. Annotators were also presented with the context of the generation.

In this step, you will evaluate how much of the passage is attributable to one or more pieces of evidence (Figure 11).

In the interface, the passage of text and the context in which it was generated is shown on the left, and each piece of evidence is shown on the right. You will use all three (context, passage, evidence) to answer the following question for each sentence in the passage: *Is all of the information provided by this sentence fully supported by at least one piece of evidence?*

Determining the information provided by the sentence. Three points are key when determining information provided by the sentence:

1. The context and the other sentences of the passage are often critical in understanding the information provided by the sentence.
2. The context should only be used to understand the information provided by the sentence.
3. The evidence should be completely ignored for this step.

Consider the following example:

Attribution Evaluation
? Instructions
! Ask question

CONTEXT

who pays medical bills in great britain where does the money come from to pay these bills

PASSAGE A

Britain's National Health Service (NHS) is paid for through general taxation and national insurance. In 2017/18, the NHS budget was £176.5bn.

PASSAGE B

Britain's National Health Service (NHS) is paid for through general taxation. In 2017/18, the NHS budget was £118bn.

Given the same context above, how similar is the intent conveyed by Passage A and Passage B? Please ignore any differences in details.

☐ Not at all similar Passage A is about a significantly different topic than Passage B.
☐ Somewhat similar Passage A is about the same topic as Passage B, but differs substantially level of detail or style of presentation. They may differ in factual details.
☒ Very similar Passage A is about the same topic as Passage B, with a similar level of detail and style of presentation. They may differ in factual details.

1
2
3

< Previous
> Next
Submit
Comment

Figure 12: Screenshot of the preservation interface. Annotators are asked to read compare two passages and rate how similar the intent conveyed by the two passages is.

Context: who plays doug williams in days of our lives

Passage: In the American daytime drama Days of Our Lives, Doug Williams and Julie Williams are portrayed by Bill Hayes and Susan Seaforth Hayes.

In the above example, the meaning of the passage is clear even without seeing the query. But consider another example:

Context: who plays doug williams in days of our lives

Passage: he is played by Bill Hayes

Passage (interpreted): Doug Williams is played by Bill Hayes in days of our lives

In this case the pronoun “he” depends on the context, but it is clear that the intended meaning of the passage can be reasonably interpreted as “Doug Williams is played by Bill Hayes in days of our lives”. This interpretation is the “information provided by the passage”.

Pronouns such as he/she/it/they etc. are one case where context is needed to figure out the intended meaning of the system response. Here’s another example (given with paraphrases of the information highlighted below):

Context: when is the last time the us lost basketball at the olympics

Passage: The last time they lost was in 2004, when Argentina defeated the US 89–79. Most recently, they won gold in 2016.

Passage (interpreted): The last time the United States lost basketball at the Olympics was in 2004.

The context should only be used to determine the information provided by the passage; at times, the passage may be about a slightly different topic than the context, for example:

Context: the south west wind blows across nigeria between

Passage: The Harmattan is a dry and dusty northeasterly trade wind that blows across West Africa from December to March. It is very dusty because it blows across the Sahara.

Here, the passage talks about a *northeasterly wind*, while the context asks about a *south-west wind*, but the passage can be fully understood.

In general, use your best judgment to determine the information provided by the passage. If the passage is hard to understand and you are unsure what the intended meaning of the passage is, *mark the sentences as not attributed* and enter a comment with an explanation. As one example, take the following:

Context: how many NBA championships did Michael Jordan win?

Passage: it is the best team in the NBA

Determining if the information accurately represents the evidence. Two points are key when determining whether the information accurately represents the evidence: When interpreting a piece of evidence, use only the title and text of that specific evidence. Completely ignore the context, passage and all other evidence. Check all the information in a sentence. If only some information is supported by the evidence, mark the sentence as not fully attributable.

Consider the following example:

Context: when did reba mcentire record back to god

Passage: **Back to God was released by McEntire in 2017.**

Evidence: “Back to God” is a song performed by American singer, Reba McEntire. It was released as the second single from her 2017 album, Sing it Now: Songs of Faith & Hope, on January 20, 2017.

In the above example, it is reasonable to conclude that the evidence supports all the information in the passage, and we can mark the passage as being fully attributable. But consider another example:

Context: who won the womens 2017 ncaa basketball tournament

Passage: **South Carolina Gamecocks won the 2017 NCAA Women’s Division I Basketball Tournament.**

Evidence: The South Carolina Gamecocks defeated the Mississippi State Bulldogs, 67–55, to claim their first-ever national championship.

In this case, while the evidence also mentions the “South Carolina Gamecocks”, it isn’t clear that the national championship being mentioned is indeed the 2017 NCAA Women’s Division I Basketball Tournament. The passage should be marked as not attributable.

Finally, when the passage contains multiple sentences, evaluate whether each sentence can be fully attributed to one or more pieces of evidence—it is possible for one sentence to be attributed while another is not. For example:

Context: who won the womens 2017 ncaa basketball tournament

Passage: **South Carolina Gamecocks won the 2017 NCAA Women’s Division I Basketball Tournament. The final score is 67-55. The championship game was held in Dallas, Texas.**

Evidence 1: The South Carolina Gamecocks defeated the Mississippi State Bulldogs, 67–55, to claim their first-ever national championship.

Evidence 2: The 2017 NCAA Women’s Division I Basketball Tournament was played from Friday, March 17 to Sunday, April 2, 2017, with the Final Four played at the American Airlines Center in Dallas, Texas on March 31 and April 2.

The first two sentences cannot be attributed to either evidence for the same reason as the previous example, but the last sentence is fully supported by Evidence 2 and should be marked as attributed.

In general, you should use your best judgment in determining whether all of the information provided by the passage is “an accurate representation of information in at least one evidence”. See Table 6 for additional examples.

We give the following final notes of guidance:

Context + Passage	Evidences	Notes
<p><i>Context: who played morticia in the addams family tv show</i></p> <p>The Addams Family is an American animated sitcom TV series. It was first aired on NBC on September 24, 1973. Carolyn Jones played the role of Morticia.</p>	<p>1/ The Addams Family (1973 TV series): The Addams Family is an American animated sitcom adaptation of the Charles Addams comic. The series was produced in 1973 and was rebroadcast the following season.</p> <p>2/ The Addams Family (TV Series 1964–1966): When The Addams Family went off the air in 1966, network executives in charge of children’s programming for NBC brought them back in 1973 for their own Saturday Morning cartoon show featuring the voices of Carolyn Jones from the original series.</p>	<p>While the evidence supports the show being aired in 1973, it doesn’t specify the exact date (September 24, 1973).</p> <p>Similarly, while the evidence mentions Carolyn Jones as being a voice actor, it doesn’t say she played the role of Morticia.</p>
<p><i>Context: when will the la sagrada familia be finished</i></p> <p>The La Sagrada Familia is a large Roman Catholic church in Barcelona. It is designed by Antoni Gaudí. It started construction in 1882, and the construction is still going on. The estimated date to finish is 2026.</p>	<p>1/ Sagrada Família - Wikipedia: The Basílica i Temple Expiatori de la Sagrada Família is a church in the Eixample district of Barcelona, Catalonia, Spain, and is currently the largest unfinished Roman Catholic church.</p> <p>2/ Find Out Sagrada Família’s Expected Finish Date: Visiting the breathtaking Sagrada Família today also means witnessing the slow progress towards the completion of the project. Sagrada Família is now expected to be completed in 2026, the centenary of Gaudí’s death. It’s a reasonable inference that La Sagrada Família is the same as Sagrada Família, even though the names differ slightly.</p>	<p>While Evidence 2 mentions Gaudí, it isn’t clear this is a reference to Antoni Gaudí and further doesn’t say that he designed the church.</p>

Table 6: Additional examples for annotating attribution.

- **Marking evidence as useful.** When reviewing each piece of evidence, mark it as useful if it helps you judge the attributability of any sentence, and mark it not useful if not. In the above example Evidence 1 is not useful because it didn’t contain enough context to actually help you assess if the passage was attributable, but Evidence 2 was useful.
- **Contradicting evidence.** Mark a sentence as being attributed if any piece of evidence supports it: if two pieces of evidence contradict each other, but one of them supports the passage, mark the sentence as fully attributable.
- **More on the concept of “accurate representation”.** We take as inspiration the journalist’s conception of “accurate representation”. For example, take [this excerpt on Accuracy in the NPR Ethics Handbook](#): “When quoting or paraphrasing anyone . . . consider whether the source would agree with the interpretation...” In other words, if you had written the source document, consider whether you would view the system response as an accurate representation of information in that source document.

C.3 Instructions: Intent Similarity

In this step, you will evaluate how much similar the passage is to another passage (Figure 12).

In the interface, the passage A and passage B are both text generated by a system—given the same context in which it was generated. You will use all three (context, passage A, passage B) to answer the following question: *How similar is the intent expressed by Passage A and Passage B? Please ignore any differences in details.*

Two points are key when determining whether the two passages convey the same intent:

1. Judge the similarity solely based on the similarity in the type and quantity of information provided by each passage.
2. Ignore any differences in factual details between the two passages.

Consider the following examples:

Context: who pays medical bills in great britain where does the money come from to pay these bills

Passage A: Britain's National Health Service (NHS) is paid for through general taxation and national insurance. In 2017/18, the NHS budget was £176.5bn.

Passage B: Britain's National Health Service (NHS) is paid for through general taxation. In 2017/18, the NHS budget was £118bn.

Rating: Very similar. Passage A is about the same topic as Passage B, with a similar level of detail and style of presentation. They may differ in factual details.

The above example should be rated “very similar” because both passages include information about (1) how the NHS is paid for, and (2) what its budget in 2017/18 was, though they differ in their actual answers to these questions.

Context: who is the owner of reading football club

Passage A: Reading's owner is Yongge Dai. Yongge Dai is also the president of Chinese company Dai Yongge Real Estate. Yongge's son, Dai Xiu Li, is Reading's vice-president.

Passage B: Reading's owner is Dai Yongge. Yongge's brother and sister pair behind the Reading FC takeover—Dai Yongge and Dai Xiu Li—has made their fortune through a massive property empire. Mr Dai, has been the chairman of Renhe Commercial since 1999, which is an organisation owned by his sister behind a vast network of underground shopping centres in China.

Rating: Somewhat similar. Passage A is about the same topic as Passage B, but differs substantially in level of detail or style of presentation. They may differ in factual details.

The above example should be rated “somewhat similar” because both passages are still about the same topic—Reading's owner— but differ substantially in the information they discuss: Passage A includes information about (1a) who Reading's owner is, (2a) which company they are the president of and (3a) who their vice-president is. In contrast, while Passage B shares information about (1a), it also includes information about (2b) how the Reading owner made their fortune, (3b) their company position and how long they held it for and (4b) what the company also owns.

Context: what is the numbers of total elected member of indian parliment in present time

Passage A: The total number of elected members of the Lok Sabha is 543.

Passage B: The total number of elected members of the Rajya Sabha is 238.

Rating: Not at all similar. Passage A is about a significantly different topic than Passage B.

Even though the passages look very similar, the above example should be rated “not at all similar” because the two passages are about significantly different topics: “the Lok Sabha” vs “the Rajya Sabha”.


```

1 [web] I will check things you said and ask questions.
2
3 (1) You said: Your nose switches back and forth between nostrils. When you sleep, you switch about every 45 minutes.
   This is to prevent a buildup of mucus. It's called the nasal cycle.
4 To verify it,
5 a) I googled: Does your nose switch between nostrils?
6 b) I googled: How often does your nostrils switch?
7 c) I googled: Why does your nostril switch?
8 d) I googled: What is nasal cycle?
9
10 (2) You said: The Stanford Prison Experiment was conducted in the basement of Encina Hall, Stanford's psychology
    building.
11 To verify it,
12 a) I googled: Where was Stanford Prison Experiment was conducted?
13
14 (3) You said: The Havel-Hakimi algorithm is an algorithm for converting the adjacency matrix of a graph into its
    adjacency list. It is named after Vaclav Havel and Samih Hakimi.
15 To verify it,
16 a) I googled: What does Havel-Hakimi algorithm do?
17 b) I googled: Who are Havel-Hakimi algorithm named after?
18
19 (4) You said: "Time of My Life" is a song by American singer-songwriter Bill Medley from the soundtrack of the 1987 film
    Dirty Dancing. The song was produced by Michael Lloyd.
20 To verify it,
21 a) I googled: Who sings "Time of My Life"?
22 b) I googled: Which film is "Time of My Life" from?
23 c) I googled: Who produced the song "Time of My Life"?
24
25 (5) You said: Kelvin Hopkins was suspended from the Labor Party due to his membership in the Conservative Party.
26 To verify it,
27 a) I googled: Why was Kelvin Hopkins suspended from Labor Party?
28
29 (6) You said: Social work is a profession that is based in the philosophical tradition of humanism. It is an
    intellectual discipline that has its roots in the 1800s.
30 To verify it,
31 a) I googled: What philosophical tradition is social work based on?
32 b) I googled: What year does social work has its root in?
33
34 (7) You said: {text}
35 To verify it,
36 _____

```

Figure 13: Few-shot prompt for query generation. To increase diversity and coverage, we sample the model three times and combine the resulting lists of queries.

```

1 [web] I will check some things you said.
2
3 (1) You said: Your nose switches back and forth between nostrils. When you sleep, you switch about every 45 minutes.
4 This is to prevent a buildup of mucus. It's called the nasal cycle.
5 I checked: How often do your nostrils switch?
6 I found this article: Although we don't usually notice it, during the nasal cycle one nostril becomes congested and thus
7 contributes less to airflow, while the other becomes decongested. On average, the congestion pattern switches about
8 every 2 hours, according to a small 2016 study published in the journal PLOS One.
9 Your nose's switching time is about every 2 hours, not 45 minutes.
10 This disagrees with what you said.
11
12 (2) You said: The Little House books were written by Laura Ingalls Wilder. The books were published by HarperCollins.
13 I checked: Who published the Little House books?
14 I found this article: These are the books that started it all -- the stories that captured the hearts and imaginations
15 of children and young adults worldwide. Written by Laura Ingalls Wilder and published by HarperCollins, these beloved
16 books remain a favorite to this day.
17 The Little House books were published by HarperCollins.
18 This agrees with what you said.
19
20 (3) You said: The Stanford Prison Experiment was conducted in the basement of Jordan Hall, Stanford's psychology
21 building.
22 I checked: Where was Stanford Prison Experiment conducted?
23 I found this article: Carried out August 15-21, 1971 in the basement of Jordan Hall, the Stanford Prison Experiment set
24 out to examine the psychological effects of authority and powerlessness in a prison environment.
25 The Stanford Prison Experiment was conducted in Jordan Hall.
26 This agrees with what you said.
27
28 (4) You said: Social work is a profession that is based in the philosophical tradition of humanism. It is an
29 intellectual discipline that has its roots in the 1800s.
30 I checked: When did social work have its roots?
31 I found this article: The Emergence and Growth of the Social work Profession<br><br> Social work's roots were planted in
32 the 1880s, when charity organization societies (COS) were created to organize municipal voluntary relief associations
33 and settlement houses were established.
34 Social work has its roots in the 1880s, not 1800s.
35 This disagrees with what you said.
36
37 (4) You said: The Havel-Hakimi algorithm is an algorithm for converting the adjacency matrix of a graph into its
38 adjacency list. It is named after Vaclav Havel and Samih Hakimi.
39 I checked: What is the Havel-Hakimi algorithm?
40 I found this article: The Havel-Hakimi algorithm constructs a special solution if a simple graph for the given degree
41 sequence exists, or proves that one cannot find a positive answer. This construction is based on a recursive algorithm.
42 The algorithm was published by Havel (1955), and later by Hakimi (1962).
43 Havel-Hakimi algorithm is for constructing a special solution if a simple graph for the given degree sequence exists, or
44 proving that one cannot find a positive answer, not converting the adjacency matrix of a graph into its adjacency list.
45 This disagrees with what you said.
46
47 (5) You said: "Time of My Life" is a song by American singer-songwriter Bill Medley from the soundtrack of the 1987 film
48 Dirty Dancing. The song was produced by Michael Lloyd.
49 I checked: Who was the producer of "(I've Had) The Time of My Life"?
50 I found this article: On September 8, 2010, the original demo of this song, along with a remix by producer Michael Lloyd
51 , was released as digital files in an effort to raise money for the Patrick Swayze Pancreas Cancer Resarch Foundation at
52 Stanford University.
53 "Time of My Life" was produced by Michael Lloyd.
54 This agrees with what you said.
55
56 (6) You said: Kelvin Hopins was suspended from the Labor Party because he had allegedly sexually harassed and behaved
57 inappropriately towards a Labour Party activist, Ava Etemadzadeh.
58 I checked: Why was Kelvin Hopins suspended from the Labor Party?
59 I found this article: A former Labour MP has left the party before an inquiry into sexual harassment allegations against
60 him was able to be concluded, the party has confirmed. Kelvin Hopkins was accused in 2017 of inappropriate physical
61 contact and was suspended by the Labour party pending an investigation. This agrees with what you said.
62 Kelvin Hopins was suspended because he had allegedly sexually harassed and behaved inappropriately towards a Labour
63 Party activist, Ava Etemadzadeh.
64 This agrees with what you said.
65
66 (7) You said: In the battles of Lexington and Concord, the British side was led by General Thomas Smith.
67 I checked: Who led the British side in the battle of Lexington and Concord?
68 I found this article: Interesting Facts about the Battles of Lexington and Concord. The British were led by Lieutenant
69 Colonel Francis Smith. There were 700 British regulars.
70 The British side was led by Lieutenant Colonel Francis Smith, not General Thomas Hall.
71 This disagrees with what you said.
72
73 (8) You said: {text}
74 I checked: {query}
75 I found this article: {evidence}
76

```

Figure 14: Few-shot prompt for the agreement model, which uses chain-of-thought prompting.

```

1 [web] I will fix some things you said.
2
3 (1) You said: Your nose switches back and forth between nostrils. When you sleep, you switch about every 45 minutes.
4 This is to prevent a buildup of mucus. It's called the nasal cycle.
5 I checked: How often do your nostrils switch?
6 I found this article: Although we don't usually notice it, during the nasal cycle one nostril becomes congested and thus
7 contributes less to airflow, while the other becomes decongested. On average, the congestion pattern switches about
8 every 2 hours, according to a small 2016 study published in the journal PLOS One.
9 This suggests 45 minutes switch time in your statement is wrong.
10 My fix: Your nose switches back and forth between nostrils. When you sleep, you switch about every 2 hours. This is to
11 prevent a buildup of mucus. It's called the nasal cycle.
12
13 (2) You said: In the battles of Lexington and Concord, the British side was led by General Thomas Hall.
14 I checked: who led the British side in the battle of Lexington and Concord?
15 I found this article: Interesting Facts about the Battles of Lexington and Concord. The British were led by Lieutenant
16 Colonel Francis Smith. There were 700 British regulars.
17 This suggests General Thomas Hall in your statement is wrong.
18 My fix: In the battles of Lexington and Concord, the British side was led by Lieutenant Colonel Francis Smith.
19
20 (3) You said: The Stanford Prison Experiment was conducted in the basement of Encina Hall, Stanford's psychology
21 building.
22 I checked: where was Stanford Prison Experiment conducted.
23 I found this article: Carried out August 15-21, 1971 in the basement of Jordan Hall, the Stanford Prison Experiment set
24 out to examine the psychological effects of authority and powerlessness in a prison environment.
25 This suggests Encina Hall in your statement is wrong.
26 My fix: The Stanford Prison Experiment was conducted in the basement of Jordan Hall, Stanford's psychology building.
27
28 (4) You said: Phoenix Mills Ltd., a diversified business conglomerate, was established in 1854. It has a history of over
29 160 years.
30 I checked: When was Phoenix Mills Ltd. founded?
31 I found this article: Phoenix Mills Ltd was incorporated in the year 1905. The company began their operations as a
32 textile manufacturing company on 17.3 acres of land at Lower Parel in Mumbai. In the year 1959 the company was listed in
33 the Bombay Stock Exchange.
34 This suggests the year of establishment 1854 in your statement is wrong.
35 My fix: Phoenix Mills Ltd., a diversified business conglomerate, was established in 1854. It has a history of over 160
36 years.
37
38 (4) You said: The Havel-Hakimi algorithm is an algorithm for converting the adjacency matrix of a graph into its
39 adjacency list. It is named after Vaclav Havel and Samih Hakimi.
40 I checked: What is the Havel-Hakimi algorithm?
41 I found this article: The Havel-Hakimi algorithm constructs a special solution if a simple graph for the given degree
42 sequence exists, or proves that one cannot find a positive answer. This construction is based on a recursive algorithm.
43 The algorithm was published by Havel (1955), and later by Hakimi (1962).
44 This suggests the Havel-Hakimi algorithm's functionality in your statement is wrong.
45 My fix: The Havel-Hakimi algorithm constructs a special solution if a simple graph for the given degree sequence exists,
46 or proves that one cannot find a positive answer. It is named after Vaclav Havel and Samih Hakimi
47
48 (5) You said: "Time of My Life" is a song by American singer-songwriter Bill Medley from the soundtrack of the 1987 film
49 Dirty Dancing. The song was produced by Phil Ramone.
50 I checked: Who was the producer of "(I've Had) The Time of My Life"?
51 I found this article: On September 8, 2010, the original demo of this song, along with a remix by producer Michael Lloyd
52 , was released as digital files in an effort to raise money for the Patrick Swayze Pancreas Cancer Resarch Foundation at
53 Stanford University.
54 This suggests "Time of My Life" producer name in your statement is wrong.
55 My fix: "Time of My Life" is a song by American singer-songwriter Bill Medley from the soundtrack of the 1987 film Dirty
56 Dancing. The song was produced by Michael Lloyd.
57
58 (6) You said: Phoenix Market City Pune is located on 21 acres of prime property in Pune. It is spread across four levels
59 with approximately 1.4 million square feet of built-up space. The mall is owned and operated by Phoenix Mills Limited.
60 I checked: What is the area of Phoenix Market City in Pune?
61 I found this article: Phoenix Market City was opened in January 2013 and has the distinction of being the largest mall
62 in the city of Pune, with the area of 3.4 million square feet. It is located in the Viman Nagar area of Pune.
63 This suggests the 1.4 million square feet of built-up space in your statment is wrong.
64 My fix: Phoenix Market City Pune is located on 21 acres of prime property in Pune. It is spread across four levels with
65 approximately 3.4 million square feet of built-up space. The mall is owned and operated by Phoenix Mills Limited.
66
67 (7) You said: {text}
68 I checked: {query}
69 I found this article: {evidence}
70 This suggests _____

```

Figure 15: Few-shot prompt for the revision model, which uses chain-of-thought prompting.

```

1 [web] I will read the context and check only the last thing you said by asking questions.
2
3 (1) Context: Your nose switches back and forth between nostrils. When you sleep, you switch about every 45 minutes.
4 You said: This is to prevent a buildup of mucus. It's called the nasal cycle.
5 To verify what you just said,
6 a) I googled: Why does your nostril switch during sleep?
7 b) I googled: What is nasal cycle?
8 c) I googled: What is the nostril switching during sleep called?
9
10 (2) Context: The Stanford Prison Experiment was conducted in the basement of Encina Hall, Stanford's psychology building
11 .
12 You said: It is a psychological study to observe the behaviors of conflict and violence that happen between inmates and
13 prisoners in real prisons.
14 To verify what you just said,
15 a) I googled: What type of experiment was the Stanford Prison Experiment?
16 b) I googled: What was the objective of the Stanford Prison Experiment?
17
18 (3) Context: The Havel-Hakimi algorithm is an algorithm for converting the adjacency matrix of a graph into its
19 adjacency list.
20 You said: It is named after Vaclav Havel and Samih Hakimi.
21 To verify what you just said,
22 a) I googled: Who are Havel-Hakimi algorithm named after?
23
24 (4) Context: "Time of My Life" is a song by American singer-songwriter Bill Medley from the soundtrack of the 1987 film
25 Dirty Dancing.
26 You said: The song was produced by Michael Lloyd in the same year.
27 To verify what you just said,
28 a) I googled: Who produced the song "Time of My Life"?
29 b) I googled: When was the song "Time of My Life" by Bill Medley produced?
30
31 (5) Context: The Late Show with Stephen Colbert is an American late-night talk show hosted by Stephen Colbert, which
32 premiered on September 8, 2015.
33 You said: Produced by Spartina Productions and CBS Television Studios, it is the second iteration of CBS' Late Show
34 franchise.
35 To verify what you just said,
36 a) I googled: Who produces "The Late Show with Stephen Colbert"?
37 b) I googled: What are the iterations of CBS' Late Show franchise?
38
39 (6) Context: Super Mario Sunshine was released on GameCube in 2002. In the game, Mario uses a tool strapped to his back
40 called FLUDD, which stands for The Flash Liquidizer Ultra Dousing Device.
41 You said: It can be used to spray water at objects or enemies. This allows Mario to change his movements, kill enemies,
42 or clean up hazards on the floor.
43 To verify what you just said,
44 a) I googled: What is the main function of FLUDD in Super Mario Sunshine?
45 b) I googled: What can FLUDD in Super Mario Sunshine be used on?
46 c) I googled: In Super Mario Sunshine, can Mario change movement with FLUDD?
47 d) I googled: In Super Mario Sunshine, can Mario kill enemies with FLUDD?
48 e) I googled: In Super Mario Sunshine, can Mario clean up hazards on the floor with FLUDD?
49
50 (7) Context: {context}
51 You said: {text}
52 To verify what you just said,
53 _____
54

```

Figure 16: Contextual version of the query generation prompt. The prompt works well for dialog contexts from QReCC even though the few-shot examples are not formatted as such.


```

1 [web] I will check some things you said.
2
3 (1) Context: Your nose switches back and forth between nostrils. It's called the nasal cycle. This is to prevent a
4 buildup of mucus.
5 You said: When you sleep, you switch about every 45 minutes.
6 I checked: How often do your nostrils switch?
7 I found this article: Although we don't usually notice it, during the nasal cycle one nostril becomes congested and thus
8 contributes less to airflow, while the other becomes decongested. On average, the congestion pattern switches about
9 every 2 hours, according to a small 2016 study published in the journal PLOS One.
10 Your nose's switching time is about every 2 hours, not 45 minutes.
11 This disagrees with what you said.
12
13 (2) Context: The Little House books is a series of American children's novels.
14 You said: The books were published by HarperCollins.
15 I checked: Who published the Little House books?
16 I found this article: These are the books that started it all -- the stories that captured the hearts and imaginations
17 of children and young adults worldwide. Written by Laura Ingalls Wilder and published by HarperCollins, these beloved
18 books remain a favorite to this day.
19 The Little House books were published by HarperCollins.
20 This agrees with what you said.
21
22 (3) Context: The Stanford Prison Experiment is a psychological study to observe the behaviors of conflict and violence
23 that happen between inmates and prisoners in real prisons.
24 You said: It was conducted in the basement of Jordan Hall, Stanford's psychology building.
25 I checked: Where was Stanford Prison Experiment conducted?
26 I found this article: Carried out August 15-21, 1971 in the basement of Jordan Hall, the Stanford Prison Experiment set
27 out to examine the psychological effects of authority and powerlessness in a prison environment.
28 The Stanford Prison Experiment was conducted in Jordan Hall.
29 This agrees with what you said.
30
31 (4) Context: Social work is a profession that is based in the philosophical tradition of humanism.
32 You said: It is an intellectual discipline that has its roots in the 1800s.
33 I checked: When did social work have its roots?
34 I found this article: The Emergence and Growth of the Social work Profession<br><br> Social work's roots were planted in
35 the 1880s, when charity organization societies (COS) were created to organize municipal voluntary relief associations
36 and settlement houses were established.
37 Social work has its roots in the 1880s, not 1800s.
38 This disagrees with what you said.
39
40 (5) Context: The Havel-Hakimi algorithm is named after Vaclav Havel and Samih Hakimi.
41 You said: It is an algorithm for converting the adjacency matrix of a graph into its adjacency list.
42 I checked: What is the Havel-Hakimi algorithm?
43 I found this article: The Havel-Hakimi algorithm constructs a special solution if a simple graph for the given degree
44 sequence exists, or proves that one cannot find a positive answer. This construction is based on a recursive algorithm.
45 The algorithm was published by Havel (1955), and later by Hakimi (1962).
46 Havel-Hakimi algorithm is for constructing a special solution if a simple graph for the given degree sequence exists, or
47 proving that one cannot find a positive answer, not converting the adjacency matrix of a graph into its adjacency list.
48 This disagrees with what you said.
49
50 (6) Context: "Time of My Life" is a song by American singer-songwriter Bill Medley from the soundtrack of the 1987 film
51 Dirty Dancing.
52 You said: The song was produced by Michael Lloyd in the same year.
53 I checked: Who was the producer of "(I've Had) The Time of My Life"?
54 I found this article: On September 8, 2010, the original demo of this song, along with a remix by producer Michael Lloyd
55 , was released as digital files in an effort to raise money for the Patrick Swayze Pancreas Cancer Research Foundation at
56 Stanford University.
57 The song "Time of My Life" was produced by Michael Lloyd.
58 This agrees with what you said.
59
60 (7) Context: Super Mario Sunshine was released on GameCube in 2002. In the game, Mario uses a tool strapped to his back
61 called FLUDD.
62 You said: FLUDD stands for Functional Language in a Unified Design Discipline. It can be used to spray water at objects
63 or enemies. This allows Mario to change his movements, kill enemies, or clean up hazards on the floor.
64 I checked: What does FLUDD stands for in Super Mario Sunshine?
65 I found this article: The Flash Liquidizer Ultra Dousing Device, abbreviated and better known as FLUDD or F.L.U.D.D., is
66 a multipurpose water pack from Super Mario Sunshine invented by Professor Elvin Gadd, indicated by the Gadd Science,
67 Incorporated logo at the base of its nozzle exclusively during the cutscene at Pinna Park.
68 In Super Mario Sunshine, FLUDD stands for the Flash Liquidizer Ultra Dousing Device, not Functional Language in a
69 Unified Design Discipline.
70 This disagrees with what you said.
71
72 (8) Context: {context}
73 You said: {text}
74 I checked: {query}
75 I found this article: {evidence}
76

```

Figure 17: Contextual version of the agreement model prompt.

```

1 [web] I will fix some things you said.
2
3 (1) Context: Your nose switches back and forth between nostrils. It's called the nasal cycle. This is to prevent a
4 buildup of mucus.
5 You said: When you sleep, you switch about every 45 minutes.
6 I checked: How often do your nostrils switch?
7 I found this article: Although we don't usually notice it, during the nasal cycle one nostril becomes congested and thus
8 contributes less to airflow, while the other becomes decongested. On average, the congestion pattern switches about
9 every 2 hours, according to a small 2016 study published in the journal PLOS One.
10 This suggests 45 minutes switch time in your statement is wrong.
11 My fix: When you sleep, you switch about every 2 hours.
12
13 (2) Context: The Little House books is a series of American children's novels.
14 You said: The books were published by Amberjack Publishing.
15 I checked: Who published the Little House books?
16 I found this article: These are the books that started it all -- the stories that captured the hearts and imaginations
17 of children and young adults worldwide. Written by Laura Ingalls Wilder and published by HarperCollins, these beloved
18 books remain a favorite to this day.
19 This suggests Amberjack Publishing in your statement is wrong.
20 My fix: The books were published by HarperCollins.
21
22 (3) Context: The Stanford Prison Experiment is a psychological study to observe the behaviors of conflict and violence
23 that happen between inmates and prisoners in real prisons.
24 You said: It was conducted in the basement of Encina Hall, Stanford's psychology building.
25 I checked: where was Stanford Prison Experiment conducted.
26 I found this article: Carried out August 15-21, 1971 in the basement of Jordan Hall, the Stanford Prison Experiment set
27 out to examine the psychological effects of authority and powerlessness in a prison environment.
28 This suggests Encina Hall in your statement is wrong.
29 My fix: It was conducted in the basement of Jordan Hall, Stanford's psychology building.
30
31 (4) Context: The Havel-Hakimi algorithm is named after Vaclav Havel and Samih Hakimi.
32 You said: It is an algorithm for converting the adjacency matrix of a graph into its adjacency list.
33 I checked: What is the Havel-Hakimi algorithm?
34 I found this article: The Havel-Hakimi algorithm constructs a special solution if a simple graph for the given degree
35 sequence exists, or proves that one cannot find a positive answer. This construction is based on a recursive algorithm.
36 The algorithm was published by Havel (1955), and later by Hakimi (1962).
37 This suggests the Havel-Hakimi algorithm's functionality in your statement is wrong.
38 My fix: It constructs a special solution if a simple graph for the given degree sequence exists, or proves that one
39 cannot find a positive answer.
40
41 (5) Context: "Time of My Life" is a song by American singer-songwriter Bill Medley from the soundtrack of the 1987 film
42 Dirty Dancing.
43 You said: The song was produced by Phil Ramone in the same year.
44 I checked: Who was the producer of "(I've Had) The Time of My Life"?
45 I found this article: On September 8, 2010, the original demo of this song, along with a remix by producer Michael Lloyd
46 , was released as digital files in an effort to raise money for the Patrick Swayze Pancreas Cancer Resarch Foundation at
47 Stanford University.
48 This suggests "Time of My Life" producer name in your statement is wrong.
49 My fix: The song was produced by Michael Lloyd in the same year.
50
51 (6) Context: Phoenix Market City Pune is located on 21 acres of prime property in Pune. The mall is owned and operated
52 by Phoenix Mills Limited.
53 You said: It is spread across four levels with approximately 1.4 million square feet of built-up space.
54 I checked: What is the area of Phoenix Market City in Pune?
55 I found this article: Phoenix Market City was opened in January 2013 and has the distinction of being the largest mall
56 in the city of Pune, with the area of 3.4 million square feet. It is located in the Viman Nagar area of Pune.
57 This suggests the 1.4 million square feet of built-up space in your statment is wrong.
58 My fix: It is spread across four levels with approximately 3.4 million square feet of built-up space.
59
60 (7) Context: {context}
61 You said: {text}
62 I checked: {query}
63 I found this article: {evidence}
64 This suggests ____

```

Figure 18: Contextual version of the revision model prompt.