

Towards Dynamic Fault Tolerance for Hardware-Implemented Artificial Neural Networks: A Deep Learning Approach

Daniel Gregorek, Nils Hülsmeier, Steffen Paul
 Institute of Electrodynamics and Microelectronics (ITEM.me)
 University of Bremen, Bremen, Germany
 {gregorek,huelsmeier,steffen.paul}@uni-bremen.de

Abstract—The functionality of electronic circuits can be seriously impaired by the occurrence of dynamic hardware faults. Particularly, for digital ultra low-power systems, a reduced safety margin can increase the probability of dynamic failures. This work investigates a deep learning approach to mitigate dynamic fault impact for artificial neural networks. As a theoretic use case, image compression by means of a deep autoencoder is considered. The evaluation shows a linear dependency of the test loss to the fault injection rate during testing. If the number of training epochs is sufficiently large, our approach shows more than 2% reduction of the test loss compared to a baseline network without the need of additional hardware. At the absence of faults during testing, our approach also decreases the test loss compared to reference networks.

Index Terms—deep learning, artificial neural network, computer vision, dynamic hardware faults

I. INTRODUCTION

Dynamic hardware faults present a major impediment for the efficient implementation of digital circuits [1]. They can occur e.g. due to noise at reduced safety margins in ultra low-power electronics, process variations or circuit aging. The faults can result into bit-flips at memories or registers, impairing the correctness of an electronic circuit [2]. Nevertheless exists a multitude of applications, which do not depend on a completely exact result of computation in the data path. Prominently, computer vision or mobile communication intrinsically have to deal with noisy data from the input sensors. Accordingly, artificial neural networks (ANN) present a promising solution for stochastic computation near to the sensor [3]. Although the exact data is thereby not needed or available, it requires a high level of robustness and energy efficiency with respect to the stochastic computation.

Further requirements have to be considered for space missions, where radiation additionally can cause run-time defects. Traditional countermeasures like triple majority redundancy (TMR), temporal redundancy or package shielding have additional overhead with respect to the timing properties or payload weight [4]. Moreover, upcoming space missions require an increasing capability of autonomy, e.g. the TRIPLE/nanoAUV initiative intends to explore subglacial lakes at extraterrestrial moons like e.g. Jupiter’s Europa, which are however highly affected by radiation [5] [6]. While space operations are quite reluctant to stochastic approaches, there

is nevertheless a strong need for advancements at least for the on-board scientific computation and the efficient processing of the sensor data. The satellite mission BIRD was the one of the first using ANN for processing infrared images of the Earth’s surface [7]. Similar, there is an ongoing trend to image processing on-board of satellites [8] [9].

While there is empirical evidence about intrinsic fault tolerance of ANN to single event upsets (SEU) [10], previous work generally deals with static stuck-at failures or additional hardware overhead [11]. In [12] authors claim: “[..a] major influence on the reliability of neural networks is the uniform distribution of information”, from which a redundancy based approach could be derived. In [13], authors present a repair mechanism for spiking neural networks using additional tuning circuits. In [14] authors propose a fault injection-based genetic algorithm to construct a fault-tolerant ANN. Orthogonal to that, this work investigates a customized deep learning approach for improved dynamic fault tolerance using the unmodified topology of a baseline ANN. While the assumptions about intrinsic error resiliency of ANNs typically deals with static errors or additional hardware overhead, this work is therefore not restricted to that assumptions. In particular our paper has the following contributions:

- The hypothesis that ANNs can extrinsically learn the capability of dynamic fault tolerance.
- A training approach to generically improve the fault tolerance of deep artificial neural networks.
- A theoretic use case, where we apply our fault tolerance learning approach to image compression by means of autoencoders.

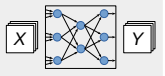
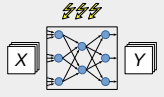
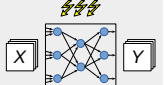
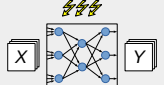
As a potential outcome of our work, the benefits of a robust network, at a reduced safety margin and a lower power consumption, could be leveraged for near-sensor image processing. The remainder of this paper is organized as follows: Sec. II describes the training approach and the implemented models, Sec. III presents the results of our experiments and finally Sec. IV concludes our paper.

II. APPROACH AND IMPLEMENTATION

This section describes the training approach, the fault model and the architecture of the test network. Tab. I shows our general approach: During training and testing, the ANN processes

input images X and generates an output Y depending on the configuration of the ANN. The baseline network is affected by dynamic faults during testing/deployment only. However, in this work we present a particular approach how to beneficially inject dynamic faults during the training of an ANN.

TABLE I
GENERAL APPROACH

	Training	Testing/Deployment
Baseline		
This work		

A. Training Approach

We propose a demonstration based approach to improve the fault tolerance of ANNs by means of mock fault injection during ANN training. The ANN is constituted by a directed acyclic graph G . The faults are injected at the weights and biases of the ANN nodes N . Each node N_i corresponds to a particular layer L_i of the network graph G . Algorithm 1 shows the general approach how to perform a fault training epoch on a particular network graph G using the training data (X_{train}, Y_{train}) . A random node of the network is selected during training of each batch. A parameter of the selected node is perturbed and the corresponding layer is frozen while the remaining network is trained. We therefore call our approach fault injection during training (FIT). Preceding to the fault training epochs, one or more regular training epochs may be performed to adjust the initial values of the parameters.

Algorithm 1 Fault training approach

- 1: **procedure** FAULT_TRAINING_EPOCH(G, X_{train}, Y_{train})
 - 2: **for** each training-batch **do**
 - 3: random select node N_i from G
 - 4: disturb node N_i and freeze layer L_i
 - 5: perform regular training
 - 6: reset selected layer L_i
 - 7: **end for**
 - 8: **end procedure**
-

B. Fault Model

At the hardware level, the baseline ANN is assumed to be implemented with signed fixed-point numbers. While the ANN input values are typically normalized to range from -1 to +1, the internal values can be of larger magnitudes inside the network. For practical reasons, we assume a fixed bit-width of $W = 1 + I + F$ bits for every value, having one sign bit, I integer bits and F bits for the fractional part.

While for the training we inject exactly one fault per batch, a variable amount of faults is injected during testing. To keep

the computational complexity (wall time) of the simulation short, we generate a random number x_i during evaluation of each test batch. This random number x_i is taken as the number of faults at the network for that given batch. We choose a Poisson distribution to generate the number x_i of independent random faults. Subsequently, a random node is selected for each of the faults. This approach avoids to iterate over all nodes, and simulate whether a fault has occurred there.

In our fixed-point model, any fault occurring at a node causes a bit-flip in the corresponding fixed-point value. The affected bit position is chosen by a uniform distribution. Additionally, to the bit-flip fixed-point model, a tamed fault model using a Gaussian distribution with zero mean, and configurable standard deviation is also used.

C. Test Architecture

State-of-the-art convolutional and recurrent neural networks have a complex structure potentially consisting of many specialized layers and feedback paths. Due to its regular structure, we choose a deep fully-connected autoencoder as a test architecture. Fig. 1 shows a sample architecture of the autoencoder (AE), which we use for image compression. The given sample AE consists of an input layer L_x , the center layer L_c and an output layer L_y . The center layer thereby determines the number of features, respectively the ratio of the image compression. During training, the input images are taken as the reference for the desired output of the AE, i.e. after training the output Y should match the input X .

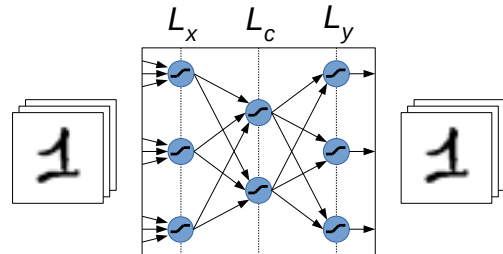


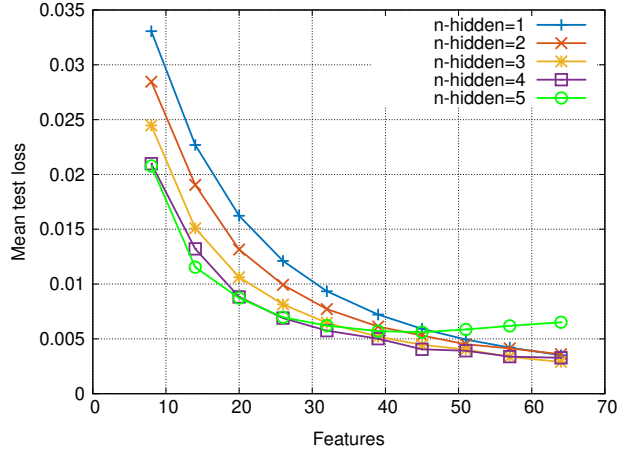
Fig. 1. Sample autoencoder for image compression

III. EXPERIMENTAL RESULTS

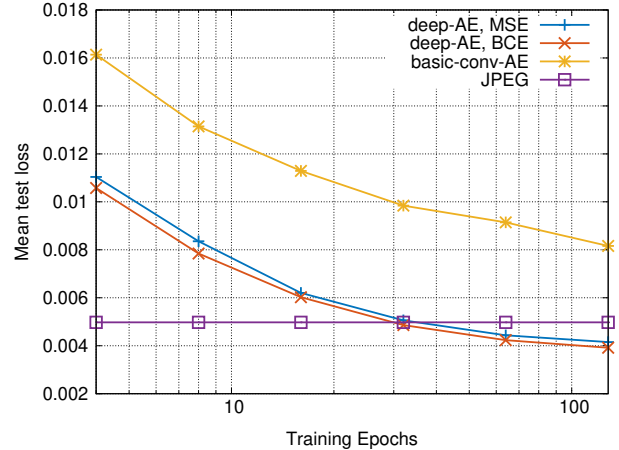
The following section presents the experimental results with respect to the image compression use case and our presented training approach. We have used Tensorflow/Keras to implement the AE and the fault injection using callback functions. Throughout the evaluation, the MNIST dataset is used. Initially, an automatic hyperparameter tuning using Ray Tune [15] has been performed to find reasonable starting values for the hyperparameters (e.g. batch size, activation functions, etc.).

A. Golden Reference

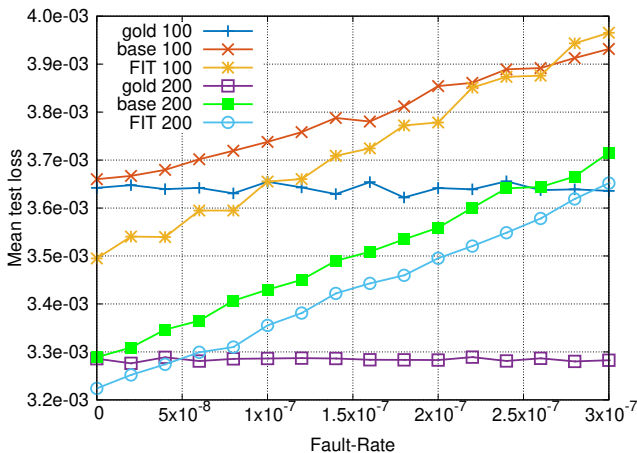
To compare the results of our approach, a golden reference model has been firstly developed. Fig. II-C shows the test loss vs. the number of features / compression ratio of the golden



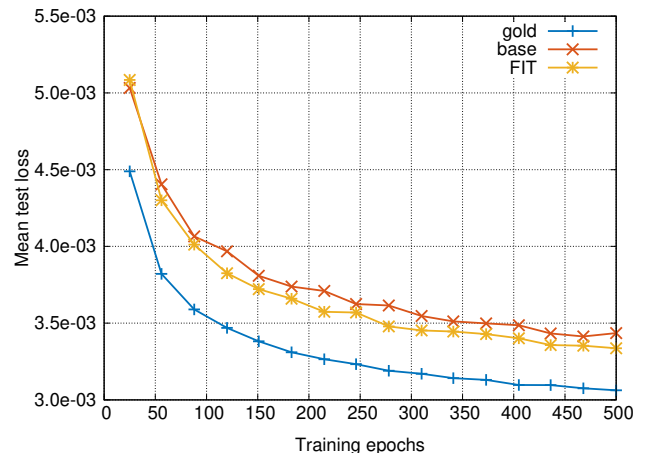
(a) Golden Reference: Mean test loss vs. number of features



(b) Golden Reference: Mean test loss vs. number of epochs



(c) Mean test loss vs. fault rate



(d) Mean test loss vs. number of training epochs

Fig. 2. Experimental Results

reference when using 100 training epochs. Further, the amount of additional hidden layers is compared. Thereupon, an amount of 48 nodes at the central layer and 3 hidden layers have been chosen to achieve a reasonable trade-off between performance and complexity.

Next, the performance of the AE is compared to the JPEG image compression standard. Our input images are stored as 8bit TIFF files. For the evaluation of JPEG, we convert the TIFF files to JPEG and then back to TIFF. We compare the MSE between the true original TIFFs vs. the reconstructed TIFFs. For the compression ratio, we compare the number of bits for the input images versus the JPEG file size. For the evaluation of the AE, we compare the MSE between the input and the output images. The AE compression ratio is assumed as the number of bits for the input image ($28 \times 28 \times 8$) vs. the number of bits at the central layer (here 48×32). In our results, the AE compresses the images to around 24.5%, while JPEG achieves a compression of approx. 33.3%. Fig. II-C shows the mean test loss of the AE in comparison to JPEG. After more than 30 training epochs, the AE outperforms JPEG regarding

the MSE / compression quality.

B. Fault Effects

Finally, the impact of the dynamic hardware faults and our proposed training approach are evaluated. Due to the stochastic nature of the hardware faults, our results are further averaged over multiple runs. At training we have set a Gaussian fault model with $\sigma = 0.01$ and for testing the hardware related fixed-point fault model. For the fixed-point format, a width $W=16$ bits and $F=12$ bits for the fractional part have been set. Fig. II-C shows the test loss vs. the rate of injected faults during testing. We thereby define the fault-rate as the average number of faults per node per sample, i.e. a fault rate of $1e-7$ roughly corresponds to 3.5 faults per 100 sample images. While the golden reference is not impaired by the faults, the baseline using default training and our FIT approach using mock fault injection during training have a linear dependency to the fault rate. An exceptionally good result is shown for FIT at 100 training epochs and a small rate of injected errors. For 200 epochs FIT generally has around 2% smaller test loss

compared to the baseline. The improvement is quite small however it almost comes for free since there is no need for additional hardware overhead. Additionally, Fig. II-C shows the test loss vs. number of training epochs at a fault injection rate of $3e-7$ indicating a robust improvement of the test loss for FIT after around 50 training epochs.

IV. CONCLUSION

We presented a deep learning approach called fault injection training (FIT) for artificial neural networks. The implemented fault model allows the injection of hardware faults using the design framework Tensorflow/Keras. The fault model uses bit-flips at fixed-point data types or Gaussian weight perturbation. Our developed reference AE has a superior performance for image compression compared to JPEG using images from the MNIST dataset. The presented FIT training approach has the general potential to reduce test loss and mitigates the impairment due to hardware faults. Thereby, it does not require additional hardware or software overhead during deployment of the neural network.

This work presents an initial attempt to match the network training more closely to the underlying stochastic properties of the hardware. We plan a more in-depth analysis for the future. In particular the detailed impact of the hardware faults needs to be better understood. According to the results, a further refinement of the FIT training approach should be possible. Further the required evaluation wall time needs to be reduced. Due to the lengthy simulations, e.g. results for a higher fault rate are still pending. Finally, the approach needs to be evaluated for other deep neural network architectures and use cases.

REFERENCES

- [1] Jaeyoon Kim and Sandip Tiwari. “Inexact computing using probabilistic circuits: Ultra low-power digital processing”. In: *ACM Journal on Emerging Technologies in Computing Systems* 10.2 (Feb. 2014), pp. 1–23. ISSN: 1550-4832, 1550-4840. DOI: 10.1145/2564925.
- [2] P.E. Dodd and L.W. Massengill. “Basic mechanisms and modeling of single-event upset in digital microelectronics”. In: *IEEE Transactions on Nuclear Science* 50.3 (June 2003), pp. 583–602. ISSN: 0018-9499, 1558-1578. DOI: 10.1109/TNS.2003.813129.
- [3] George Plastiras, Maria Terzi, Christos Kyrkou, and Theocharis Theocharidis. “Edge Intelligence: Challenges and Opportunities of Near-Sensor Machine Learning Applications”. In: *2018 IEEE 29th International Conference on Application-specific Systems, Architectures and Processors (ASAP)*. Milan: IEEE, July 2018, pp. 1–7. DOI: 10.1109/ASAP.2018.8445118.
- [4] Robert Schmidt, Alberto Garcia-Ortiz, and Goerschwin Fey. “Temporal redundancy latch-based architecture for soft error mitigation”. In: *2017 IEEE 23rd International Symposium on On-Line Testing and Robust System Design (IOLTS)*. IEEE. 2017, pp. 240–243.
- [5] Christoph Waldmann and Oliver Funke. “The TRIPLE/nanoAUV initiative a technology development initiative to support astrobiological exploration of ocean worlds”. In: *CEAS Space Journal* 12.1 (2020), pp. 115–122.
- [6] Bernd Dachwald et al. “Key technologies and instrumentation for subsurface exploration of ocean worlds”. In: *Space Science Reviews* 216.5 (2020), pp. 1–45.
- [7] Winfried Halle, Holger Venus, and Wolfgang Skrbek. “Thematic data processing on board the satellite BIRD”. In: *Imaging Spectrometry VI*. Vol. 4132. International Society for Optics and Photonics. 2000, pp. 118–125.
- [8] Siti Yuhaniz, Tanya Vladimirova, and Martin Sweeting. “Embedded intelligent imaging on-board small satellites”. In: *Asia-Pacific Conference on Advances in Computer Systems Architecture*. Springer. 2005, pp. 90–103.
- [9] Daniel Gregorek et al. “FPGA Prototyping of a High-Resolution TerraSAR-X Image Processor for Iceberg Detection”. In: *Asilomar Conference on Signals, Systems, and Computers*. 2019.
- [10] R Velazco et al. “Evidences of SEU tolerance for digital implementations of Artificial Neural Networks: one year MPTB flight results”. In: *1999 Fifth European Conference on Radiation and Its Effects on Components and Systems. RADECS 99 (Cat. No. 99TH8471)*. IEEE. 1999, pp. 565–568.
- [11] Cesar Torres-Huitzil and Bernard Girau. “Fault and Error Tolerance in Neural Networks: A Review”. In: *IEEE Access* 5 (2017), pp. 17322–17341. ISSN: 2169-3536. DOI: 10.1109/ACCESS.2017.2742698.
- [12] Farhana Kausar and P Aishwarya. “Artificial neural network: Framework for fault tolerance and future”. In: *2016 International Conference on Electrical, Electronics, and Optimization Techniques (ICEEOT)*. IEEE. 2016, pp. 648–651.
- [13] Anju P Johnson et al. “Homeostatic fault tolerance in spiking neural networks: a dynamic hardware perspective”. In: *IEEE Transactions on Circuits and Systems I: Regular Papers* 65.2 (2017), pp. 687–699.
- [14] Feng Su, Peijiang Yuan, Yangzhen Wang, and Chen Zhang. “The superior fault tolerance of artificial neural network training with a fault/noise injection-based genetic algorithm”. In: *Protein & cell* 7.10 (2016), pp. 735–748.
- [15] Richard Liaw et al. *Tune: A Research Platform for Distributed Model Selection and Training*. July 13, 2018. arXiv: 1807.05118[cs,stat].